

LATITUDE INTEGRATION IDCO SPECIFICATION

**LATITUDE™**

LATITUDE Patient Management System

Остаряла версия. Да не се използва.  
Zastaralá verze. Nepoužívat.  
Forældet version. Må ikke anvendes.  
Version überholt. Nicht verwenden.  
Aegunud versioón. Mynn þynn Χρησιμοποιήστε.  
Παλιά έκδοση. Μην την χρησιμοποιήσετε.  
Outdated version. Do not use.  
Version obsolete. Ne utilizar.  
Version périmée. Ne pas utiliser.  
Zastarjela verzija. Nemojte upotrebljavati.  
Úreлт útγάfa. Notið ekki.  
Versione obsolete. Non utilizzare.  
Pasenusi versija. Neizmantot.  
Elavult verzió. Ne használja!  
Dit is een verouderde versie. Niet gebruiken.  
Wersja przeterminowana. Nie używać.  
Versão obsoleta. Não utilize.  
Versiune expirată. A nu se utiliza.  
Zastaraná verzia. Nepoužívať.  
Zastarela različica. Nie uporabite.  
Vanhentunut versio. Älä käytä.  
Föråldrad version. Använd ej.  
Güncel olmayan sürüm. Kullanmayın.

Остаряла версия. Да не се използва.  
Zastaralá verze. Nepoužívát.  
Forældet version. Må ikke anvendes.  
Version überholt. Nicht verwenden.  
Aegunud versioón. Myn þyn Χρησιμοποιείτε.  
Παλιά έκδοση. Μην την Χρησιμοποιείτε.  
Outdated version. Do not use.  
Version obsoleta. No utilizar.  
Zastarjela verzija. Nemojte upotrebljavati.  
Úrelt útgáfa. Notið ekki.  
Versione obsoleta. Non utilizzare.  
Zastarjela verzija. Neizmantot.  
Novcojusi versija. Nenaudokite.  
Pasenusi versija. Ne használja!  
Elavult verzió. Ne használja!  
Dit is een verouderde versie. Niet gebruiken.  
Utdatert versjon. Skal ikke brukes.  
Wersja przeterminowana. Nie używać.  
Versão expiratã. A nu se utiliza.  
Zastaraná verzia. Nepoužívát.  
Zastarela različica. Ne uporabite.  
Vanhentunut versio. Älä käytä.  
Föråldrad version. Använd ej.  
Güncel olmayan sürüm. Kullanmayın.

## ABOUT THIS MANUAL

---

The Boston Scientific LATITUDE remote patient monitoring system creates Implantable Device - Cardiac - Observation (IDCO) messages according to the specifications and definitions published in this document. The messages are compliant to the Integrating the Healthcare Enterprise (IHE) Patient Care Device (PCD) Technical Framework IDCO profile. These messages are used to deliver patient data to electronic medical record (EMR) systems.

This document is intended for Boston Scientific (BSC) LATITUDE customers who (1) integrate IDCO messages into an EMR and (2) use EMR systems to track and manage patient data.

The first section of this document ("LATITUDE IDCO Message Specification") is intended primarily for technical personnel involved in message integration. The second section ("Conversion of Implanted Device Data into IDCO Messages") is primarily intended for the clinician as further clarification of the Boston Scientific version of the data included in the message.

**NOTES:** *It is assumed that readers of this document are familiar with HL7 and IDCO terminology, specification syntax, data types, message structures, and semantics for IDCO messages. For more information see:*

- [www.hl7.org](http://www.hl7.org) for HL7 messaging
- [www.ihe.net](http://www.ihe.net) for IDCO messaging
- [http://ihe.net/Technical\\_Framework/index.cfm#pcd](http://ihe.net/Technical_Framework/index.cfm#pcd) for PCD-09 Technical Framework (consists of Vol. 1, 2, and 3)
- <http://standards.ieee.org/findstds/standard/11073-10103-2012.html> for IEEE IDCO nomenclature

The following are trademarks of Boston Scientific Corporation or its affiliates: LATITUDE, LATITUDE Clarity, and RYTHMIO.

Остаряла версия. Да не се използва.  
Zastaralá verze. Nepoužívát.  
Forældet version. Må ikke anvendes.  
Version überholt. Nicht verwenden.  
Aegunud versioón. Myn þyn Χρησιμοποιείτε.  
Παλιά έκδοση. Μην την χρησιμοποιείτε.  
Outdated version. Do not use.  
Version obsoleta. Ne utilizar.  
Zastarjela verzija. Nemojte upotrebljavati.  
Úrelt útgáfa. Notið ekki.  
Versione obsoleta. Non utilizzare.  
Pasenusi versija. Neizmantot.  
Elavult verzió. Ne használja!  
Dit is een verouderde versie. Niet gebruiken.  
Wersja przeterminowana. Nie używać.  
Versão expiratã. A nu se utiliza.  
Versiune expiratã. Nu se utiliza.  
Zastaraná verzia. Nepoužívát.  
Zastarela različica. Ne uporabite.  
Vanhentunut versio. Älä käytä.  
Föråldrad version. Använd ej.  
Güncel olmayan sürüm. Kullanmayın.

# TABLE OF CONTENTS

<b>LATITUDE IDCO MESSAGE SPECIFICATION.....</b>	<b>1-1</b>
<b>CHAPTER 1</b>	
Latitude IDCO Message Specification.....	1-2
Segment Structure .....	1-2
MSH Segment Structure.....	1-2
PID Segment Structure .....	1-2
Standard IDCO Patient Identifier (first identifier in the list).....	1-2
Latitude Patient ID (second identifier in the list).....	1-2
PV1 Segment Structure .....	1-3
PV2 Segment Structure.....	1-3
OBR Segment Structure.....	1-3
OBX Segment Structure.....	1-3
Output Parameters.....	1-4
NTE Segment Structure.....	1-4
Reports.....	1-5
Configuration.....	1-5
Presenting EGM/S-ECG Report.....	1-6
Event Detail Report.....	1-6
Combined Follow-up Report.....	1-6
Arrhythmia Logbook Report.....	1-6
Heart Failure Management Report.....	1-6
Follow-up Report.....	1-6
Report Names in the Message.....	1-7
Base Terms .....	1-7
<b>CONVERSION OF IMPLANTED DEVICE DATA INTO IDCO MESSAGES.....</b>	<b>2-1</b>
<b>CHAPTER 2</b>	
Battery Status .....	2-2
SET_BRADY_SENSOR_TYPE .....	2-2
Zone Type Mapping.....	2-2
Episode Mapping.....	2-3
Counter Mapping.....	2-5
Lead Configuration Mapping.....	2-7
System Limitations.....	2-8
Alert and Warning Definitions .....	2-8
<b>EXAMPLE IDCO FILES .....</b>	<b>3-1</b>
<b>CHAPTER 3</b>	

Example IDCO Files.....	3-2
Example Message 1 – S-ICD device.....	3-2
Example Message 2 – ICM device.....	3-4
Example Message 3– Other therapy devices (not S-ICD).....	3-7
<b>SYMBOLS USED ON LABELING</b> .....	<b>A-1</b>
<b>APPENDIX A</b>	

Остаряла версия. Да не се използва.  
 Zastaralá verze. Nepoužívat.  
 Forældet version. Må ikke anvendes.  
 Version überholt. Ärge kasutage.  
 Aegunud versioon. Μην την χρησιμοποιείτε.  
 Παλιά έκδοση. Μην την χρησιμοποιείτε.  
 Outdated version. Do not use.  
 Versión obsoleta. No utilizar.  
 Version périmée. Ne pas utiliser.  
 Zastarjela verzija. Nemojte upotrebljavati.  
 Úrejt útgáfa. Notið ekki.  
 Versione obsoleta. Non utilizzare.  
 Zastarjela verzija. Neizmantot.  
 Pasenusi versija. Nenaudokite.  
 Elavult verzió. Ne használja!  
 Dit is een verouderde versie. Niet gebruiken.  
 Utdatert versjon. Skal ikke brukes.  
 Wersja przeterminowana. Nie używać.  
 Versão obsoleta. Não utilize.  
 Zastaraná verzia. Nepoužívať.  
 Zastarela različica. A nu se utiliza.  
 Vanhentunut versio. Älä käytä.  
 Föråldrad version. Använd ej.  
 Güncel olmayan sürüm. Kullanmayın.

# LATITUDE IDCO MESSAGE SPECIFICATION

---

## CHAPTER 1

This chapter contains the following topics:

- "Latitude IDCO Message Specification" on page 1-2
- "Segment Structure" on page 1-2
- "MSH Segment Structure" on page 1-2
- "PID Segment Structure" on page 1-2
- "PV1 Segment Structure" on page 1-3
- "PV2 Segment Structure" on page 1-3
- "OBR Segment Structure" on page 1-3
- "OBX Segment Structure" on page 1-3
- "Output Parameters" on page 1-4
- "NTE Segment Structure" on page 1-4
- "Reports" on page 1-5
- "Base Terms" on page 1-7

## LATITUDE IDCO MESSAGE SPECIFICATION

The LATITUDE IDCO message is a PCD-09 message per IHE PCD Technical Framework Revision 3.0, October 11th, 2013. Per the technical framework, the message is a standard HL7 v2.6 unsolicited orders and observations message containing observations taken by the implanted device and coded using the ISO/IEEE 11073-10103:2014 IDC nomenclature. This international standard describes a universal model for medical electronic data interoperability.

Values inside quotation marks in the value columns in the tables below indicate hardcoded values that will always appear as shown. Values without quotation marks either indicate an example or a description of the value.

### SEGMENT STRUCTURE

All data sent are per PCD-09. Information included in this section is intended to define the BSC output for IDCO messages. It is not exhaustive and is not intended to further define the IDCO nomenclature.

### MSH SEGMENT STRUCTURE

The MSH segment contains information about the sender and receiver of the message, the type of the message, a time stamp, etc. It is the first segment of the IDCO message.

ELEMENT NAME	SEQ	SUB SEQ	VALUE
Sending application	3		"LATITUDE"
Sending facility	4		"BOSTON SCIENTIFIC"
Receiving facility	6		LATITUDE Clinic Name
Character set	18		"UNICODE UTF-8"

### PID SEGMENT STRUCTURE

The PID segment contains patient identifier information such as name, ID codes, zip code, etc. This information is used for patient matching.

LATITUDE allows clinics to (optionally) add their own Patient ID to the LATITUDE system. The optional patient ID is included in the exported IDCO message. If used, these clinic-defined patient ID appear in the patient identifier list (sequence 3) as text after a tilde (~) character.

#### Standard IDCO Patient Identifier (first identifier in the list)

ELEMENT NAME	SEQ	SUB SEQ	VALUE
Patient Identifier	3		
Assigning Authority	3	4	"BSX"

#### Latitude Patient ID (second identifier in the list)

ELEMENT NAME	SEQ	SUB SEQ	VALUE
Patient Identifier List	3		
ID Number	3	1	LATITUDE Patient ID
Assigning Authority	3	4	LATITUDE Clinic Name
Identifier Type Code	3	5	"U"

Example:



```
PID|1|model:N119/serial:123456^^^BSX^U~{LATITUDE Patient ID}
^^^{LATITUDE Clinic Name}^U||PatientLastName^PatientFirstName
^^^^^|19550116|U|...
```

## PV1 SEGMENT STRUCTURE

The PV1 (Patient Visit) segment contains information regarding the patient's attending physician.

ELEMENT NAME	SEQ	SUB SEQ	VALUE
Patient class	2		"R"

## PV2 SEGMENT STRUCTURE

The PV2 (Patient Visit 2) segment contains information regarding the patient's LATITUDE group.

ELEMENT NAME	SEQ	SUB SEQ	VALUE
Organization name (group)	23	1	LATITUDE group name Example: Cardiology
ID number (primary or secondary patient group)		3	1 See note a

a. This value will be "1" if the HL7 file is associated with the primary LATITUDE group, and it will be "2" if it is associated with the secondary LATITUDE group.

## OBR SEGMENT STRUCTURE

OBR segments are the section headers for individual OBX interrogation information segments. They contain data such as timestamps, report identifier, and a unique system-generated identifier.

ELEMENT NAME	SEQ	SUB SEQ	EXAMPLE VALUE
Universal Service Identifier	4		
Identifier		1	754053
Text		2	See note a
Observation date/time #	7		20060429080005+0000 See note b
Result Status	25		"F" See note c

- a. The universal service identifier text will be of the form MDC\_IDC\_ENUM\_SESS\_TYPE (session type) (e.g., MDC\_IDC\_ENUM\_SESS\_TYPE\_RemoteScheduled).
- b. Observation date/time will be the timestamp for when the implanted device interrogation occurred. The timestamp will be in the time zone that is set up for the patient.
- c. Result status will be "F" (final results).

## OBX SEGMENT STRUCTURE

OBX segments contain data gathered during the most recent device interrogation.

ELEMENT NAME	SEQ	SUB SEQ	VALUE
Observation result status	11		"F" See note a
Date/Time of the Observation	14		20060317170000+0000 See note b

- a. Result status will be "F" (final results).
- b. Date of the measurement will be included if the measurement date differs from the observation date in the OBR.

## OUTPUT PARAMETERS

- Strings will be sent in the language configured for the clinic in LATITUDE.
- Numerical values will always be sent using the dot "." as the radix point (i.e., decimal point).

## NTE SEGMENT STRUCTURE

- ICM Devices

- If there is a monitoring disabled condition, its NTE precedes one or more alert NTEs. A monitoring disabled condition NTE contains one or more monitoring disabled conditions in one NTE.
- If there is an event alert, there is one NTE for the event alert count. Example:

```
NTE|3|1|2 red event alerts, 3 yellow event alerts
```

If there is an alert other than event alert, there is one NTE for each alert.

- S-ICD Devices

- If there is a warning, a warning NTE precedes all other NTEs. A warning NTE contains one or more warnings in one NTE.

- If there is no warning and the device is in a mode where settings are not relevant (e.g., MRI mode), the first NTE contains information about the current state of the device. Example:

```
NTE|1|1|Beeper is currently Disabled.\.br\\.br\The Device is in MRI  
Protection Mode\.br\Start time: Sep 04, 2015 00:45 CDT\.br\Scheduled  
time-out: Sep 04, 2015 06:45 CDT\.br\After MRI Protection mode is  
exited, Therapy will be ON.
```

- If there is no warning and the device is in a mode where settings are relevant, the first NTE contains settings information in a label:value format with each setting separated by a line break (\.br\). Example:

```
NTE|1|1|Sensing Configuration: Primary\.br\Gain Setting: 2X\.br\  
Post Shock Pacing: ON
```

- If the device is in a mode where settings are relevant but beeper is disabled, the first NTE contains settings information in a label:value format with each setting separated by a line break (\.br\). Example:

```
NTE|1|1|Sensing Configuration: Primary\.br\Gain Setting: 2X\.br\  
Post Shock Pacing: ON
```

- The second NTE contains beeper disabled status.
  - If there is an alert, there is one NTE for each alert.
- All Other Devices
  - If there is a warning, a warning NTE precedes one or more alert NTEs. A warning NTE contains one or more warnings in one NTE.
  - If there is an alert, there is one NTE for each alert.

## REPORTS

### Configuration

IDCO message content is configurable via the LATITUDE website as follows:

Configuration Option	LATITUDE NXT		LATITUDE Clarity
	Pacemaker, Defibrillator, CRT	S-ICD	ICM
Maximum Output File Size	X	X	X
When to Send Data	X	X	X
Report Configuration			
Include PDFs	X	X	X
Single or Multiple PDFs	X	X	X
Which Reports to Include			X
Histograms and Trends in Follow-up Report			X
S-ECG for Symptom + Device Detected Episodes			X

- **Maximum Output File Size:** The maximum file size of the IDCO message in MB; Event Detail PDFs will not be included in the message as necessary to stay below the maximum file size limit.
- **When to Send Data:**
  - LATITUDE NXT: Send data upon arrival or manually.
  - LATITUDE Clarity: Send data upon arrival, manually, or upon dismiss, individually for each Reason (e.g., scheduled, patient initiated, daily with alert, etc.).
- **Include PDFs:** Include or do not include report PDFs in the message.
  - Single or Multiple PDFs: If PDFs are included, combine all reports into a single PDF or send as individual PDFs.
- **Which Reports to Include:** Which of the possible reports (Follow-up, Presenting S-ECG, Event Detail) to include in the message.
- **Histograms and Trends in Follow-up Report:** Determines if histograms and trends will be included in Follow-up Reports.
- **S-ECG for Symptom + Device Detected Episodes:** For symptom + device detected episodes, include only the device-detected S-ECG in the PDF or include the entire combined device-detected and symptom S-ECG.

The following reports may be included in an IDCO message for the implantable device categories:

Report Type	LATITUDE NXT		LATITUDE Clarity
	Pacemaker, Defibrillator, CRT	S-ICD	ICM
Combined Follow-up	X		
Arrhythmia Logbook	X	X	
Heart Failure Management	X		
S-ICD Summary		X	

Report Type	LATITUDE NXT		LATITUDE Clarity
	Pacemaker, Defibrillator, CRT	S-ICD	ICM
Presenting EGM/S-ECG	X	X	X
Event Detail	X	X	X
Follow-up			X

## Presenting EGM/S-ECG Report

If available in the payload received from the implanted device, the Presenting EGM/S-ECG Report is attached to the message as a PDF. If the IDCO message configuration is set to send separate PDF reports, the PDF report will be associated with the appropriate APMRT episode using the group ID (OBX-4) for the APMRT episode.

## Event Detail Report

If one or more episode is present in an interrogation received from the implanted device, a PDF of the Event Detail Report is sent for each episode. If the IDCO message configuration is set to send separate PDF reports, each PDF is associated with the appropriate episode (MDC\_IDC\_EPISODE) group using the group ID (OBX-4). In an effort to limit the EMR file size and number of episodes included in the message, an episode may not always have an associated PDF. If the number of episode PDFs is limited, the system will attempt to balance ensuring that PDFs of higher priority and some lower priority episode types will be included. If the IDCO message configuration is set to send separate PDF reports, the name of the episode, including the episode ID, will be included in the message (see "Report Names in Message" section in this document for details).

Example:

```
OBX|18|CWE|739568^MDC_IDC_EPISODE_TYPE^MDC|2|754883
^MDC_IDC_ENUM_EPISODE_TYPE_Epis_ATAF^MDC|||||F
OBX|19|CWE|739600^MDC_IDC_EPISODE_VENDOR_TYPE^MDC|2|771078
^MDC_IDC_ENUM_EPISODE_VENDOR_TYPE_BSX-Epis_ATR^MDC|||||F
OBX|20|NM|739616^MDC_IDC_EPISODE_ATRIAL_INTERVAL_AT_DETECTION
^MDC|2|247|ms|||||F
OBX|21|NM|739712^MDC_IDC_EPISODE_DURATION^MDC|2|4|s|||||F
OBX|22|ED|18750-0^Cardiac Electrophysiology Report^LN
^^ATR-44 - Event Detail
Report|2|Application^PDF^^Base64^
{base 64 encoded PDF here}|||||F|||201606010918-0500
```

**NOTE:** For the example, please use the same format as the example in section "Report Names in Message".

## Combined Follow-up Report

A Combined Follow-up Report is attached to the message in a PDF.

## Arrhythmia Logbook Report

An Arrhythmia Logbook Report is attached to the message in a PDF.

## Heart Failure Management Report

A Heart Failure Management Report is attached to the message in a PDF.

## Follow-up Report

A Follow-up Report is attached to the message in a PDF.

## Report Names in the Message

Each OBX segment will include the report name in OBX-3.5. Example:

```
OBX|51|ED|18750-0^Cardiac Electrophysiology Report^LN^^Combined  
Follow-up Report||Application^PDF^^Base64^{base 64 encoded PDF here}|...
```

## BASE TERMS

The following table lists nomenclature terms that may be included in a BSC IDCO message.

REFERENCE ID PREPEND MDC_IDC_	Display Name
<b>DEV</b>	<b>Implantable Cardiac Device</b>
_TYPE	Implantable Cardiac Device Type
_MODEL	Implantable Cardiac Device Model
_SERIAL	Implantable Cardiac Device Serial Number
_MFG	Implantable Cardiac Device Manufacturer
_IMPLANT_DT	Implantable Cardiac Device Implant Date
_IMPLANTER	Implantable Cardiac Device Implanter
_IMPLANTER_CONTACT_INFO	Implantable Cardiac Device Implanter Contact Information
_IMPLANTING FACILITY	Implantable Cardiac Device Implanting Facility
<b>LEAD</b>	<b>Implantable Lead Attributes</b>
_MODEL	Implantable Lead Model
_SERIAL	Implantable Lead Serial Number
_MFG	Implantable Lead Manufacturer
_IMPLANT_DT	Implantable Lead Implant Date
_POLARITY_TYPE	Implantable Lead Polarity Type
_LOCATION	Implantable Lead Location
_LOCATION_DETAIL_1	Implantable Lead Location Detail 1
<b>SESS</b>	<b>Interrogation Session</b>
_DTM	Date Time Interrogation Session
_TYPE	Type Interrogation Session
_CLINIC_NAME	Clinic Name
<b>MSMT</b>	<b>Measurements</b>
_BATTERY	<b>Battery Measurements</b>
_DTM	Battery Date Time of Measurements
_STATUS	Battery Status
_REMAINING_LONGEVITY	Battery Remaining Longevity
_REMAINING_PERCENTAGE	Battery Remaining Percentage
_CAP	<b>Capacitor Measurements</b>

_CHARGE_DTM	Capacitor Last Charge Date Time
_CHARGE_TIME	Capacitor Charge Time
_CHARGE_TYPE	Capacitor Charge Type
_CHARGE_ENERGY	Charge Energy
<b>_LEADCHNL_[CHAMBER]</b>	<b>Lead Channel Measurements</b>
_DTM_[STRTEAD]	Lead Channel Measurements Date and Time
_LEAD_CHANNEL_STATUS	Lead Channel Status
<b>_SENSING</b>	<b>Lead Channel Sensing Measurements</b>
INTR_AMPL_[MMM]	Lead Channel Sensing Intrinsic Amplitude
_POLARITY	Lead Channel Sensing Polarity
<b>_PACING_THRESHOLD</b>	<b>Lead Channel Pacing Threshold Measurements</b>
AMPLITUDE	Lead Channel Pacing Threshold Amplitude
PULSEWIDTH	Lead Channel Pacing Threshold Pulse Width
_MEASUREMENT_METHOD	Lead Channel Pacing Threshold Measurement Method
_POLARITY	Lead Channel Pacing Threshold Polarity
<b>_IMPEDANCE</b>	<b>Lead Channel Impedance Measurements</b>
VALUE	Lead Channel Impedance Value
POLARITY	Lead Channel Impedance Polarity
<b>_LEADHVCHNL</b>	<b>Lead High Voltage Channel Measurements</b>
_DTM_[STRTEAD]	Lead High Voltage Channel Date Time
_IMPEDANCE	Lead High Voltage Channel Impedance
_MEASUREMENT_TYPE	Lead High Voltage Channel Measurement Type
_STATUS	Lead High Voltage Channel Status
<b>SET</b>	<b>Settings</b>
<b>_CRT</b>	<b>CRT Settings</b>
_LVRV_DELAY	CRT LV-RV Delay
_PACED_CHAMBERS	Ventricular chambers paced during CRT pacing
<b>_LEADCHNL_[CHAMBER]</b>	<b>Lead Channel Settings</b>
<b>_SENSING</b>	<b>Lead Channel Settings Sensing</b>
_SENSITIVITY	Lead Channel Setting Sensing Sensitivity
_POLARITY	Lead Channel Setting Sensing Polarity
_ANODE_LOCATION_[1..3]	Lead Channel Setting Sensing Anode Location
_ANODE_ELECTRODE_[1..3]	Lead Channel Setting Sensing Anode Terminal

_CATHODE_LOCATION_[1..3]	Lead Channel Setting Sensing Cathode Location
_CATHODE_ELECTRODE_[1..3]	Lead Channel Setting Sensing Cathode Terminal
_ADAPTATION_MODE	Lead Channel Setting Sensing Adaptation Mode
<b>_PACING</b>	<b>Lead Channel Settings Pacing</b>
_AMPLITUDE	Lead Channel Setting Pacing Amplitude
_PULSEWIDTH	Lead Channel Setting Pacing Pulse Width
_POLARITY	Lead Channel Setting Pacing Polarity
_ANODE_LOCATION_[1..3]	Lead Channel Setting Pacing Anode Location
_ANODE_ELECTRODE_[1..3]	Lead Channel Setting Pacing Anode Terminal
_CATHODE_LOCATION_[1..3]	Lead Channel Setting Pacing Cathode Location
_CATHODE_ELECTRODE_[1..3]	Lead Channel Setting Pacing Cathode Terminal
_CAPTURE_MODE	Lead Channel Setting Pacing Capture Mode
<b>_BRADY</b>	<b>Brady Settings</b>
MODE	Brady Setting Mode (NBG Code)
LOWRATE	Brady Setting Lower Rate Limit
_SENSOR_TYPE	Brady Setting Sensor Type
_MAX_TRACKING_RATE	Brady Setting Maximum Tracking Rate
_MAX_SENSOR_RATE	Brady Setting Maximum Sensor Rate
_SAV_DELAY_[HIGHLOW]	Brady Setting SAV Delay
_PAV_DELAY_[HIGHLOW]	Brady Setting PAV Delay
_AT_MODE_SWITCH_MODE	Brady Setting AT Mode Switch Mode
_AT_MODE_SWITCH_RATE	Brady Setting AT Mode Switch Rate
<b>_TACHYTHERAPY</b>	<b>Tachy Therapy Settings</b>
_VSTAT	Tachy Therapy Setting Ventricular Status
<b>_ZONE</b>	<b>Zone Settings</b>
_TYPE	Zone Setting Type Category
_VENDOR_TYPE	Zone Setting Vendor Type Category
_STATUS	Zone Setting Status
_DETECTION_INTERVAL	Zone Setting Detection Interval
_DETECTION_DETAILS	Detection Details
_TYPE_ATP_[1..10]	Zone Setting ATP Type
_NUM_ATP_SEQS_[1..10]	Zone Setting Number of ATP Sequences
_SHOCK_ENERGY_[1..10]	Zone Setting Shock Energy

_NUM_SHOCKS_[1..10]	Zone Setting Number of Shocks
<b>STAT</b>	<b>Statistics</b>
_DTM_[STRTEEND]	Statistic Date Time
<b>_BRADY</b>	<b>Brady Statistics</b>
_DTM_[STRTEEND]	Brady Statistic Date Time
_RA_PERCENT_PACED	Brady Statistic RA Percent Paced
_RV_PERCENT_PACED	Brady Statistic RV Percent Paced
<b>_AT</b>	<b>Atrial Tachy Statistics</b>
_DTM_[STRTEEND]	Atrial Tachy Statistic Date Time
_BURDEN_PERCENT	Atrial Tachy Statistic AT/AF Burden Percent
<b>_CRT</b>	<b>CRT Statistics</b>
_DTM_[STRTEEND]	CRT Statistic Date Time
_LV_PERCENT_PACED	CRT Statistic LV Percent Paced
<b>_TACHYTHERAPY</b>	<b>Tachy Therapy Statistics</b>
_SHOCKS_DELIVERED_RECENT	Recent Shocks Delivered
_RECENT_DTM_[STRTEEND]	Recent Date Time
_SHOCKS_DELIVERED_TOTAL	Total Shocks Delivered
_TOTAL_DTM_[STRTEEND]	Total Date Time
_SHOCKS_ABORTED_RECENT	Recent Shocks Aborted
_SHOCKS_ABORTED_TOTAL	Total Shocks Aborted
_ATP_DELIVERED_RECENT	Recent ATP Delivered
_ATP_DELIVERED_TOTAL	Total ATP Delivered
<b>_EPISODE</b>	<b>Episode Statistics</b>
_TYPE	Episode Statistic Type Category
_TYPE_INDUCED	Episode Statistic Type Induced
_VENDOR_TYPE	Episode Statistic Vendor Type Category
_RECENT_COUNT	Episode Statistic Recent Count
_RECENT_COUNT_DTM_[STRTEEND]	Episode Statistic Recent Date Time
_TOTAL_COUNT	Total Count
_TOTAL_COUNT_DTM_[STRTEEND]	Total Date Time
<b>EPISODE</b>	<b>Episode</b>
_ID	Episode Identifier
_DTM	Episode Date Time



_TYPE	Episode Type Category
_TYPE_INDUCED	Episode Type Induced Flag
_VENDOR_TYPE	Episode Vendor Type Category
_ATRIAL_INTERVAL_AT_DETECTION	Episode Detection Interval Atrial
_VENTRICULAR_INTERVAL_AT_DETECTION	Episode Detection Interval Ventricular
_DETECTION_THERAPY_DETAILS	Episode Detection And Therapy Details
_DURATION	Episode Duration

Остаряла версия. Да не се използва.  
Zastaralá verze. Nepoužívat.  
Forældet version. Må ikke anvendes.  
Version überholt. Nicht verwenden.  
Version obsolete. Μην την χρησιμοποιείτε.  
Aegunud versioón. Myn þyn Χρησιμοποιείτε.  
Παλιά έκδοση. Μην την Χρησιμοποιείτε.  
Outdated version. Do not use.  
Version obsolete. Ne pas utiliser.  
Zastarjela verzija. Nemojte upotrebljavati.  
Úreлт útгáфа. Notið ekki.  
Versione obsolete. Non utilizzare.  
Pasenusi versija. Neizmantot.  
Elavult verzió. Ne használja!  
Dit is een verouderde versie. Niet gebruiken.  
Wersja przeterminowana. Nie używać.  
Versão obsoleta. Não utilize.  
Versiune expirată. A nu se utiliza.  
Zastaraná verzia. Nepoužívat.  
Zastarela različica. Ne uporabite.  
Vanhentunut versio. Älä käytä.  
Föråldrad version. Använd ej.  
Güncel olmayan sürüm. Kullanmayın.

Остаряла версия. Да не се използва.  
Zastaralá verze. Nepoužívat.  
Forældet version. Må ikke anvendes.  
Version überholt. Nicht verwenden.  
Version obsolete. Mην την χρησιμοποιείτε.  
Αεγονud versioon. Ärge kasutage.  
Παλιά έκδοση. Μην την χρησιμοποιείτε.  
Outdated version. Do not use.  
Versión obsoleta. No utilizar.  
Version périmée. Ne pas utiliser.  
Zastarjela verzija. Nemojte upotrebljavati.  
Úreлт útgáfa. Notið ekki.  
Versione obsolete. Non utilizzare.  
Pasenusi versija. Neizmantot.  
Elavult verzió. Ne használja!  
Wersja przeterminowana. Niet gebruiken.  
Dit is een verouderde versie. Niet gebruiken.  
Utdatert versjon. Skal ikke brukes.  
Versão obsoleta. Não utilize.  
Zastaraná verzia. Nepoužívat.  
Zastarela različica. A nu se utiliza.  
Vanhentunut versio. Älä käytä.  
Föråldrad version. Använd ej.  
Güncel olmayan sürüm. Kullanmayın.

## CONVERSION OF IMPLANTED DEVICE DATA INTO IDCO MESSAGES

---

### CHAPTER 2

This chapter contains the following topics:

- "Battery Status" on page 2-2
- "SET\_BRADY\_SENSOR\_TYPE" on page 2-2
- "Zone Type Mapping" on page 2-2
- "Episode Mapping" on page 2-3
- "Counter Mapping" on page 2-5
- "Lead Configuration Mapping" on page 2-7
- "System Limitations" on page 2-8
- "Alert and Warning Definitions" on page 2-8

## BATTERY STATUS

Enumerations for battery parameters map to BSC battery status as follows:

BSC BATTERY STATUS (ICM Devices)	BSC BATTERY STATUS (S-ICD Devices)	BSC BATTERY STATUS (All Other Devices)	IDCO BATTERY STATUS
OK	>10% remaining to ERI	BOL	BOS
N/A	<= 10% remaining to ERI	OY	MOS
RRT	ERI	ERI	RRT
EOL	EOL	EOL	EOS

When an implanted device enters limited telemetry, its battery status could be either ERI or EOL. Either battery status will result in the same message: ENUM\_BATTERY\_STATUS\_RRT (ERI) in MSMT\_BATTERY\_STATUS with the ERI timestamp in MSMT\_BATTERY\_DTM. This condition applies to limited telemetry only and does not apply to ICM or S-ICD devices.

## SET\_BRADY\_SENSOR\_TYPE

The sensor type will be sent as shown in the table below.

VALUE SENT FOR SET_BRADY_SENSOR_TYPE VARIABLE BASED ON IMPLANTED DEVICE SETUP	IMPLANTED DEVICE SETTING
"Accelerometer"	Accelerometer only
"Minute Ventilation"	MV only
"Accelerometer + MV"	Accelerometer and MV

The above values will only be sent if the rate can be driven by the sensor (i.e., not sent if the sensor is in a monitor-only state).

The above values will be sent if the rate can be driven in the normal brady mode or in ATR (i.e., the value is not just reflective of the normal brady mode).

Note that "ATR Only" can be displayed in reports when the ATR mode is a rate-responsive mode, and the normal brady mode is not rate responsive. In that case, the text (e.g., "Accelerometer") will still be sent for the ATR mode. The user can look at the brady mode and ATR mode and determine that the rate response is for ATR only.

## ZONE TYPE MAPPING

The zone settings will be sent as shown in the table below.

BSC ZONE TYPE	IDCO NORMATIVE ZONE TYPE	IDCO VENDOR-SPECIFIC ZONE TYPE	IDCO VENDOR-SPECIFIC ZONE TYPE CODE
VT	VT	BSX-Zone_VT	771137
VT-1	VT	BSX-Zone_VT-1	771138
VF	VF	BSX-Zone_VF	771139
Tachy	For SSI devices, if the lead is in the: <ul style="list-style-type: none"> <li>V - VT</li> <li>A - ATAF</li> <li>Unspecified - VT</li> </ul>	See note a	See note a

BSC ZONE TYPE	IDCO NORMATIVE ZONE TYPE	IDCO VENDOR-SPECIFIC ZONE TYPE	IDCO VENDOR-SPECIFIC ZONE TYPE CODE
Shock Zone	VF	BSX-Zone_VF	771139
Conditional Shock Zone	VT	BSX-Zone_VT	771137

a. The vendor-specific zone type OBX will be in the message with a blank observation value.

In the original revision of the nomenclature, some Boston Scientific zone types did not have vendor-specific enumerations. Vendor-specific enumerations and codes have now been reserved. **These codes are reserved for future use** and are listed below to give implementers the opportunity to include these codes in their design.

BSC ZONE TYPE	IDCO NORMATIVE ZONE TYPE	IDCO VENDOR-SPECIFIC ZONE TYPE	IDCO VENDOR-SPECIFIC ZONE TYPE CODE
Shock Zone	VF	BSX-Zone_Shock Zone	771144
Conditional Shock Zone	VT	BSX-Zone_Cond Shock Zone	771145
Tachy	For SSI devices, if the lead is in the: <ul style="list-style-type: none"> <li>• V - VT</li> <li>• A - ATAF</li> <li>• Unspecified - VT</li> </ul>	BSX-Zone_Tachy	771146

## EPISODE MAPPING

Episodes, counters, etc., will be sent relative to the information that is contained in the interrogation. The same information will be sent initially and in a subsequent resend even if there are interrogations in between. Note that the EMR output will not always match what is displayed in the Quick Notes report because Quick Notes display episodes, alerts, and counters since the last reset. Episodes are represented by a combination of normative and vendor-specific types. Some Boston Scientific episode types cannot be uniquely represented in the current IDCO nomenclature.

BSC EPISODE ID	BSC EPISODE TYPE	IDCO NORMATIVE EPISODE TYPE	IDCO VENDOR-SPECIFIC EPISODE TYPE	IDCO VENDOR-SPECIFIC EPISODE CODE
V-x	VF	VF	BSX-Epis_VF	771073
V-x	VT	VT	BSX-Epis_VT	771074
V-x	VT (V>A)	VT	See note a	See note a
V-x	Tachy	For SSI devices, if the lead is in the: <ul style="list-style-type: none"> <li>• V - VT</li> <li>• A - ATAF</li> <li>• Unspecified - VT</li> </ul>	See note a	See note a
V-x	NonSust	For SSI devices, if the lead is in the: <ul style="list-style-type: none"> <li>• V - VT</li> <li>• A - ATAF</li> <li>• Unspecified - VT</li> </ul>	If A, blank else BSX-Epis_NSVT	If A, blank else 771077
V-x	SVT (V≤A)	SVT	BSX-Epis_SVT	771076
V-x	VT-1	VT	BSX-Epis_VT-1	771075
RMS-x	RMS	Other	BSX-Epis_RMS	771084

BSC EPISODE ID	BSC EPISODE TYPE	IDCO NORMATIVE EPISODE TYPE	IDCO VENDOR-SPECIFIC EPISODE TYPE	IDCO VENDOR-SPECIFIC EPISODE CODE
RYTHMIQ™-x	RYTHMIQ™	Other	BSX-Epis_RMS	771084
ATR-x	ATR	ATAF	BSX-Epis_ATR	771078
PMT-x	PMT	Other	BSX-Epis_PMT	771079
SBR-x	SBR	Other	See note a	See note a
PTM-x	PTM	Patient Activated	BSX-Epis_PTM	771080
V-x	Cmd V	Other	See note a	See note a
V-x	NonSustV	VT	BSX-Epis_NSVT	771077
APMRT-x	APM RT	Periodic EGM	BSX-Epis_APMRT	771085
RVAT-x	RV Auto	Other	See note a	See note a
RAAT-x	RA Auto	Other	See note a	See note a
LVAT-x	LV Auto	Other	See note a	See note a
MRI-x	MRI	Other	See note a	See note a
<episode number>	Treated	VF	BSX-Epis_VF	771073
<episode number>	Untreated	Other	See note a	See note a
<episode number>	AF	ATAF	See note a	See note a
<episode number>	SMART Pass	Other	See note a	See note a
SAM-x	SAM	Other	See note a	See note a
B-x	Brady	Other	BSX-Epis_ICM_Brady	771096
P-x	Pause	Other	BSX-Epis_ICM_Pause	771097
AF-x	AF	ATAF	BSX-Epis_ICM_AF	771098
AT-x	AT	ATAF	BSX-Epis_ICM_AT	771099
T-x	Tachy	VT	BSX-Epis_ICM_Tachy	771100
T-x	Tachy (VT)	VT	BSX-Epis_ICM_TachyVT	771101
T-x	Tachy (SVT)	SVT	BSX-Epis_ICM_TachySVT	771102
T-x	Tachy (->VF)	VF	BSX-Epis_ICM_TachytoVF	771103
T-x	Tachy (VT->VF)	VF	BSX-Epis_ICM_TachyVTtoVF	771104
T-x	Tachy (SVT->VF)	VF	BSX-Epis_ICM_TachySVTtoVF	771105
T-x	Tachy (VF)	VF	BSX-Epis_ICM_TachyVF	771106
PT-x	Symptom	Patient Activated	BSX-Epis_ICM_Symptom	771107

a. The vendor-specific episode type OBX will be in the message with a blank observation value.

In the original revision of the nomenclature, some Boston Scientific episode types did not have vendor-specific enumerations. Vendor-specific enumerations and codes have now been reserved. **These codes are reserved**

for future use and are listed below to give implementers the opportunity to include these codes in their design.

BSC EPISODE ID	BSC EPISODE TYPE	IDCO NORMATIVE EPISODE TYPE	IDCO VENDOR-SPECIFIC EPISODE TYPE	IDCO VENDOR-SPECIFIC EPISODE CODE
V-x	Tachy	For SSI devices, if the lead is in the: <ul style="list-style-type: none"> <li>V – VT</li> <li>A – ATAF</li> <li>Unspecified – VT</li> </ul>	BSX-Epis_Tachy	771086
SBR-x	SBR	Other	BSX-Epis_SBR	771087
V-x	Cmd V	Other	BSX-Epis_CmdV	771088
RVAT-x	RV Auto	Other	BSX-Epis_RVAutoThresh	771089
RAAT-x	RA Auto	Other	BSX-Epis_RAAutoThresh	771090
LVAT-x	LV Auto	Other	BSX-Epis_LVAutoThresh	771091
MRI-x	MRI	Other	BSX-Epis_MRI	771092
<episode number>	Treated	VF	BSX-Epis_SICD_Treated	771093
<episode number>	Untreated	Other	BSX-Epis_SICD_Untreated	771094
<episode number>	AF	ATAF	BSX-Epis_SICD_AF	771095
SAM-x	SAM	Other	BSX-Epis_SAM	771115
V-x	VT (V>A)	VT	BSX-Epis_VT_VGrtrA	771116
V-x	SVT (V≤A)	SVT	BSX-Epis_SVT_NotVGrtrA	771117

## COUNTER MAPPING

Some counters are summed before sending in the message. This is because all Boston Scientific counters currently cannot be represented in the IDCO nomenclature. The counter values sent will be since the last reset.

BSC EPISODE COUNTER	IDCO STATISTIC NORMATIVE EPISODE TYPE	IDCO STATISTIC VENDOR-SPECIFIC EPISODE TYPE	IDCO STATISTIC VENDOR-SPECIFIC EPISODE CODE
Treated	VF	BSX-Epis_VF	771073
Untreated	Other	See note a	See note a
VT (V>A)	VT	See note a	See note a
Tachy	For SSI devices, if the lead is in the: <ul style="list-style-type: none"> <li>V – VT</li> <li>A – ATAF</li> <li>Unspecified – VT</li> </ul>	See note a	See note a
NonSust	For SSI devices, if the lead is in the: <ul style="list-style-type: none"> <li>V – VT</li> <li>A – ATAF</li> <li>Unspecified – VT</li> </ul>	BSX-Epis_NSVT	771077

BSC EPISODE COUNTER	IDCO STATISTIC NORMATIVE EPISODE TYPE	IDCO STATISTIC VENDOR-SPECIFIC EPISODE TYPE	IDCO STATISTIC VENDOR-SPECIFIC EPISODE CODE
NonSustV	VT	BSX-Epis_NSVT	771077
SVT ( $V \leq A$ )	SVT	BSX-Epis_SVT	771076
ATR	ATAF	BSX-Epis_ATR	771078
MRI	Other	See note a	See note a
VF	VF	BSX-Epis_VF	771073
VT	VT	BSX-Epis_VT	771074
VT-1	VT	BSX-Epis_VT-1	771075
No Therapy Programmed	Monitor	See note a	See note a
Other Untreated	Other	See note a	See note a
Brady	Other	BSX-Epis_ICM_Brady	771096
Pause	Other	BSX-Epis_ICM_Pause	771097
AF	ATAF	BSX-Epis_ICM_AF	771098
AT	ATAF	BSX-Epis_ICM_AT	771099
Tachy	VT	BSX-Epis_ICM_Tachy	771100
Symptom	Patient Activated	BSX-Epis_ICM_Symptom	771107
Brady with Symptom	Other	BSX-Epis_ICM_Brady_Symptom	771108
Pause with Symptom	Other	BSX-Epis_ICM_Pause_Symptom	771109
AF with Symptom	ATAF	BSX-Epis_ICM_AF_Symptom	771110
AT with Symptom	ATAF	BSX-Epis_ICM_AT_Symptom	771111
Tachy with Symptom	VT	BSX-Epis_ICM_Tachy_Symptom	771112

a. The vendor-specific counter stat OBX will be in the message with a blank observation value.

In the original revision of the nomenclature, some Boston Scientific episode types did not have vendor-specific enumerations. Vendor-specific enumerations and codes have now been reserved. **These codes are reserved for future use** and are listed below to give implementers the opportunity to include these codes in their design.

BSC EPISODE COUNTER	IDCO STATISTIC NORMATIVE EPISODE TYPE	IDCO STATISTIC VENDOR-SPECIFIC EPISODE TYPE	IDCO STATISTIC VENDOR-SPECIFIC EPISODE CODE
Tachy	For SSI devices, if the lead is in the: <ul style="list-style-type: none"> <li>V – VT</li> <li>A – ATAF</li> <li>Unspecified – VT</li> </ul>	BSX-Epis_Tachy	771086
Commanded Therapy	Other	BSX-Epis_CmdV	771088
MRI	Other	BSX-Epis_MRI	771092
Treated	VF	BSX-Epis_SICD_Treated	771093
Untreated	Other	BSX-Epis_SICD_Untreated	771094



BSC EPISODE COUNTER	IDCO STATISTIC NORMATIVE EPISODE TYPE	IDCO STATISTIC VENDOR-SPECIFIC EPISODE TYPE	IDCO STATISTIC VENDOR-SPECIFIC EPISODE CODE
No Therapy Programmed	Monitor	BSX-Epis_NoThpyEpsd	771113
Other Untreated Episodes	Other	BSX-Epis_Other_Untreated	771114
VT (V>A)	VT	BSX-Epis_VT_VGrtrA	771116
SVT (V <= A)	SVT	BSX-Epis_SVT_NotVGrtrA	771117

## LEAD CONFIGURATION MAPPING

The table below shows how IDCO and BSC define multi-electrode leads. This table is not intended as an exhaustive list, but rather includes only enumerations that may not be obvious.

The definitions that BSC use are designed to be consistent with the Programmer Recorder Monitor (PRM) and the LATITUDE website.

BSC ELECTRODE NAME	IDCO ELECTRODE LOCATION	IDCO ELECTRODE NAME
Can	Other	Can
LVTip1	LV	Tip
LVRing2	LV	Ring1
LVRing3	LV	Ring2
LVRing4	LV	Ring3

MDC IDC\_ENUM\_ELECTRODE\_LOCATION (pace/sense anode/cathode location) currently does not include an enumeration for the pocket (i.e., can). Location will be sent as "other" and electrode as "can."

A "check lead" status indicates a possible issue with the lead; however, the absence of a "check lead" status does not indicate a properly performing lead. A "check lead" status will be sent if any of the following status indicators are present:

- S-ICD Devices
  - High electrode impedance
- All Other Devices
  - Lead safety switch
  - Impedance out of range
  - Amplitude out of range
  - Low shock impedance
  - High shock impedance
  - High voltage during charge

For MSMT\_LEADCHNL\_[CHAMBER] (i.e., lead channel measurements such as intrinsic amplitude, lead impedance, pacing threshold), only one timestamp range is possible for all measurements (i.e., not one range per measurement) in the current IDCO nomenclature. If the measurement times are different, a timestamp range (i.e., MIN, MAX) will be sent that is inclusive of the time of all the measurements. Further, the values that will be sent will be an IDCO MEAN value per the IDCO nomenclature. However, the values are single measurements and are not mean values over the timestamp range.

## SYSTEM LIMITATIONS

- Tachy-specific and chamber-specific output are as precise as possible. However, in some cases, the importance of sending the data and the fact that IDCO cannot represent certain parameters warrants sending the data anyway. For example, VT-zone information is sent as if brady devices had a VT zone.
- For devices that do not have the automatic pace threshold (Autothreshold feature), the last in-office threshold measurement will be sent.
- Proper reporting of implanted device data and alert notifications by the LATITUDE NXT system depends on the implanted device clock being programmed accurately with a Programmer/Recorder/ Monitor (PRM). Proper reporting may continue to be impacted for some period of time after the implanted device clock is programmed correctly, depending on the amount of data received with inaccurate time information and the time difference of the implanted device clock error.
- Strings will be sent in the language configured for the clinic in LATITUDE.

## ALERT AND WARNING DEFINITIONS

Warning and alert messages are included in the message as notes that may or may not be displayed in an EMR. A warning or alert is included in the message if the data that was uploaded from the implanted device drove the warning or alert.

## EXAMPLE IDCO FILES

---

### CHAPTER 3

This chapter contains the following topics:

- “Example IDCO Files” on page 3-2
- “Example Message 1 – S-ICD device” on page 3-2
- “Example Message 2 – ICM device” on page 3-4
- “Example Message 3— Other therapy devices (not S-ICD)” on page 3-7

Остаряла версия. Да не се използва.  
Zastaralá verze. Nepoužívat.  
Forældet version. Må ikke anvendes.  
Version überholt. Nicht verwenden.  
Version obsolete. Mην την χρησιμοποιείτε.  
Παλιά έκδοση. Μην την χρησιμοποιείτε.  
Outdated version. Do not use.  
Version obsolete. Ne pas utiliser.  
Zastarjela verzija. Nemojte upotrebljavati.  
Úreлт útgáfa. Notið ekki.  
Versione obsolete. Non utilizzare.  
Pasenusi versija. Neizmantot.  
Elavult verzió. Ne használja!  
Dit is een verouderde versie. Niet gebruiken.  
Utdatert versjon. Skal ikke brukes.  
Wersja przeterminowana. Nie używać.  
Versão obsoleta. Não utilize.  
Versiune expirată. A nu se utiliza.  
Zastaraná verzia. Nepoužívať.  
Zastarela različica. Ne uporabite.  
Vanhentunut versio. Älä käytä.  
Föråldrad version. Använd ej.  
Güncel olmayan sürüm. Kullanmayın.

## EXAMPLE IDCO FILES

The following example IDCO files show what LATITUDE IDCO messages might look like. These are only two examples of the many possible outcomes. Data within the example messages is hypothetical, and not all LATITUDE IDCO terms are represented.

### EXAMPLE MESSAGE 1 – S-ICD DEVICE

```
MSH|^~\&|LATITUDE|BOSTON SCIENTIFIC||Test Clinic|201502091852+0000||  
ORU^R01^ORU_R01|1000000134|R|2.6|||||UNICODE UTF-8|en^English||IHE_  
PCD_009^IHE_PCD^1.3.6.1.4.1.19376.1.6.1.9.1^ISO  
PID|1||model:A209/serial:100564^^^BSX^U~PID_001^^^Test Clinic^U||  
Smith^Joe||20150101|U  
PV1||R  
PV2|||||||Test Clinic group^1  
OBR|1||1000000013|754052^MDC_IDC_ENUM_SESS_TYPE_RemoteDeviceInitiated  
^MDC||201501261012-0600|||||U|||||F  
NTE|1||Sensing Configuration: Alternate.br\Gain Setting: 1X.br\  
Post Shock Pacing: ON  
NTE|2||Jan 26, 2015 10:07 CST - Yellow Alert - Untreated episode.  
NTE|3||Jan 26, 2015 10:04 CST - Yellow Alert - Shock therapy  
delivered to convert arrhythmia (treated episode).  
OBX|1|CWE|720897^MDC_IDC_DEV_TYPE^MDC||753666^MDC_IDC_ENUM_DEV_  
TYPE_IDC^MDC|||||F  
OBX|2|ST|720898^MDC_IDC_DEV_MODEL^MDC||A209|||||F  
OBX|3|ST|720899^MDC_IDC_DEV_SERIAL^MDC||100564|||||F  
OBX|4|CWE|720900^MDC_IDC_DEV_MFG^MDC||753732^MDC_IDC_ENUM_MFG_  
BSX^MDC|||||F  
OBX|5|DTM|720901^MDC_IDC_DEV_IMPLANT_DT^MDC||20150126|||||F  
OBX|6|DTM|721025^MDC_IDC_SESS_DTM^MDC||201501261012-0600|||||F  
OBX|7|CWE|721026^MDC_IDC_SESS_TYPE^MDC||  
754052^MDC_IDC_ENUM_SESS_TYPE_RemoteDeviceInitiated^MDC|||||F  
OBX|8|ST|721033^MDC_IDC_SESS_CLINIC_NAME^MDC||Test Clinic|||||F  
OBX|9|DTM|721216^MDC_IDC_MSMT_BATTERY_DTM^MDC||201501261012-0600  
|||||F  
OBX|10|CWE|721280^MDC_IDC_MSMT_BATTERY_STATUS^MDC||754113^MDC_IDC  
_ENUM_BATTERY_STATUS_BOS^MDC|||||F  
OBX|11|NM|721536^MDC_IDC_MSMT_BATTERY_REMAINING_PERCENTAGE^MDC||98  
|||||F  
OBX|12|ST|739536^MDC_IDC_EPISODE_ID^MDC||1002|||||F  
OBX|13|DTM|739552^MDC_IDC_EPISODE_DTM^MDC||201501261007-0600|||||F  
OBX|14|CWE|739568^MDC_IDC_EPISODE_TYPE^MDC||754888^MDC_IDC_ENUM_  
EPISODE_TYPE_Epis_Other^MDC|||||F  
OBX|15|CWE|739600^MDC_IDC_EPISODE_VENDOR_TYPE^MDC||10|||||F  
OBX|16|CWE|739584^MDC_IDC_EPISODE_TYPE_INDUCED^MDC||755330^MDC_IDC  
_ENUM_EPISODE_TYPE_INDUCED_NO^MDC|||||F  
OBX|17|NM|739712^MDC_IDC_EPISODE_DURATION^MDC||139|s|||||F  
OBX|18|ST|739680^MDC_IDC_EPISODE_DETECTION_THERAPY_DETAILS^MDC||1|  
Untreated Episode|||||F  
OBX|19|ST|739536^MDC_IDC_EPISODE_ID^MDC||2001|||||F  
OBX|20|DTM|739552^MDC_IDC_EPISODE_DTM^MDC||2|201501261004-0600|||||F  
OBX|21|CWE|739568^MDC_IDC_EPISODE_TYPE^MDC||2|754881^MDC_IDC_ENUM_  
EPISODE_TYPE_Epis_VF^MDC|||||F  
OBX|22|CWE|739600^MDC_IDC_EPISODE_VENDOR_TYPE^MDC||2|771073^MDC_IDC_  
ENUM_EPISODE_VENDOR_TYPE_BSX-Epis_VF^MDC|||||F  
OBX|23|CWE|739584^MDC_IDC_EPISODE_TYPE_INDUCED^MDC||2|755330^MDC_IDC_  
ENUM_EPISODE_TYPE_INDUCED_NO^MDC|||||F  
OBX|24|NM|739712^MDC_IDC_EPISODE_DURATION^MDC||2|43|s|||||F  
OBX|25|ST|739680^MDC_IDC_EPISODE_DETECTION_THERAPY_DETAILS^MDC||2|
```

Treated Episode: Shock Impedance=77 Ohms, Final Shock Polarity=REV|||||F  
 OBX|26|CWE|731520^MDC\_IDC\_SET\_TACHYTHERAPY\_VSTAT^MDC||754817^MDC\_IDC\_ENUM\_THERAPY\_STATUS\_On^MDC|||||F  
 OBX|27|CWE|731648^MDC\_IDC\_SET\_ZONE\_TYPE^MDC|1|754945^MDC\_IDC\_ENUM\_ZONE\_TYPE\_Zone\_VF^MDC|||||F  
 OBX|28|CWE|731712^MDC\_IDC\_SET\_ZONE\_VENDOR\_TYPE^MDC|1|771139^MDC\_IDC\_ENUM\_ZONE\_VENDOR\_TYPE\_BSX-Zone\_VF^MDC|||||F  
 OBX|29|CWE|731776^MDC\_IDC\_SET\_ZONE\_STATUS^MDC|1|755009^MDC\_IDC\_ENUM\_ZONE\_STATUS\_Active^MDC|||||F  
 OBX|30|NM|731840^MDC\_IDC\_SET\_ZONE\_DETECTION\_INTERVAL^MDC|1|273|ms|||||F  
 OBX|31|NM|732225^MDC\_IDC\_SET\_ZONE\_SHOCK\_ENERGY\_1^MDC|1|80|J|||||F  
 OBX|32|CWE|731648^MDC\_IDC\_SET\_ZONE\_TYPE^MDC|1|754946^MDC\_IDC\_ENUM\_ZONE\_TYPE\_Zone\_VT^MDC|||||F  
 OBX|33|CWE|731712^MDC\_IDC\_SET\_ZONE\_VENDOR\_TYPE^MDC|2|771137^MDC\_IDC\_ENUM\_ZONE\_VENDOR\_TYPE\_BSX-Zone\_VT^MDC|||||F  
 OBX|34|CWE|731776^MDC\_IDC\_SET\_ZONE\_STATUS^MDC|2|755009^MDC\_IDC\_ENUM\_ZONE\_STATUS\_Active^MDC|||||F  
 OBX|35|NM|731840^MDC\_IDC\_SET\_ZONE\_DETECTION\_INTERVAL^MDC|2|300|ms|||||F  
 OBX|36|ST|732032^MDC\_IDC\_SET\_ZONE\_DETECTION\_DETAILS^MDC|2|SMART Charge: 204.69 s (183 intervals)|||||F  
 OBX|37|NM|732225^MDC\_IDC\_SET\_ZONE\_SHOCK\_ENERGY\_1^MDC|2|80|J|||||F  
 OBX|38|CWE|737952^MDC\_IDC\_STAT\_EPISODE\_TYPE^MDC|1|754888^MDC\_IDC\_ENUM\_EPISODE\_TYPE\_Epis\_Other^MDC|||||F  
 OBX|39|CWE|737984^MDC\_IDC\_STAT\_EPISODE\_VENDOR\_TYPE^MDC|1|||||F  
 OBX|40|NM|738000^MDC\_IDC\_STAT\_EPISODE\_RECENT\_COUNT^MDC|1|1|||||F  
 OBX|41|DTM|738017^MDC\_IDC\_STAT\_EPISODE\_RECENT\_COUNT\_DTM\_START^MDC|1|20150126|||||F  
 OBX|42|DTM|738018^MDC\_IDC\_STAT\_EPISODE\_RECENT\_COUNT\_DTM\_END^MDC|1|20150126|||||F  
 OBX|43|NM|738032^MDC\_IDC\_STAT\_EPISODE\_TOTAL\_COUNT^MDC|1|1|||||F  
 OBX|44|DTM|738049^MDC\_IDC\_STAT\_EPISODE\_TOTAL\_COUNT\_DTM\_START^MDC|1|20150126|||||F  
 OBX|45|DTM|738050^MDC\_IDC\_STAT\_EPISODE\_TOTAL\_COUNT\_DTM\_END^MDC|1|20150126|||||F  
 OBX|46|CWE|737952^MDC\_IDC\_STAT\_EPISODE\_TYPE^MDC|2|754881^MDC\_IDC\_ENUM\_EPISODE\_TYPE\_Epis\_VF^MDC|||||F  
 OBX|47|CWE|737984^MDC\_IDC\_STAT\_EPISODE\_VENDOR\_TYPE^MDC|2|771073^MDC\_IDC\_ENUM\_EPISODE\_VENDOR\_TYPE\_BSX-Epis\_VF^MDC|||||F  
 OBX|48|NM|738000^MDC\_IDC\_STAT\_EPISODE\_RECENT\_COUNT^MDC|2|1|||||F  
 OBX|49|DTM|738017^MDC\_IDC\_STAT\_EPISODE\_RECENT\_COUNT\_DTM\_START^MDC|2|20150126|||||F  
 OBX|50|DTM|738018^MDC\_IDC\_STAT\_EPISODE\_RECENT\_COUNT\_DTM\_END^MDC|2|20150126|||||F  
 OBX|51|NM|738032^MDC\_IDC\_STAT\_EPISODE\_TOTAL\_COUNT^MDC|2|1|||||F  
 OBX|52|DTM|738049^MDC\_IDC\_STAT\_EPISODE\_TOTAL\_COUNT\_DTM\_START^MDC|2|20150126|||||F  
 OBX|53|DTM|738050^MDC\_IDC\_STAT\_EPISODE\_TOTAL\_COUNT\_DTM\_END^MDC|2|20150126|||||F  
 OBX|54|DTM|737937^MDC\_IDC\_STAT\_TACHYTHERAPY\_RECENT\_DTM\_START^MDC||20150126|||||F  
 OBX|55|DTM|737938^MDC\_IDC\_STAT\_TACHYTHERAPY\_RECENT\_DTM\_END^MDC||20150126|||||F  
 OBX|56|NM|737824^MDC\_IDC\_STAT\_TACHYTHERAPY\_SHOCKS\_DELIVERED\_RECENT^MDC||1|||||F  
 OBX|57|DTM|737921^MDC\_IDC\_STAT\_TACHYTHERAPY\_TOTAL\_DTM\_START^MDC||20150126|||||F  
 OBX|58|DTM|737922^MDC\_IDC\_STAT\_TACHYTHERAPY\_TOTAL\_DTM\_END^MDC||20150126|||||F  
 OBX|59|NM|737840^MDC\_IDC\_STAT\_TACHYTHERAPY\_SHOCKS\_DELIVERED\_TOTAL^MDC

```
|||||F
OBX|60|ST|720961^MDC_IDC_LEAD_MODEL^MDC|1|1030|||||F
OBX|61|ST|720962^MDC_IDC_LEAD_SERIAL^MDC|1|A123456|||||F
OBX|62|CWE|720963^MDC_IDC_LEAD_MFG^MDC|1|753732^MDC_IDC_ENUM_MFG_BSX^MDC
|||||F
OBX|63|CWE|720966^MDC_IDC_LEAD_LOCATION^MDC|1|753861^MDC_IDC_ENUM_LEAD_
LOCATION_CHAMBER_
OTHER^MDC|||||F
OBX|64|CWE|720967^MDC_IDC_LEAD_LOCATION_DETAIL_1^MDC|1|753944^MDC_IDC_
ENUM_LEAD_LOCATION_
DETAIL_Subcutaneous^MDC|1|D||||F
OBX|65|ED|18750-0^Cardiac Electrophysiology Report^LN^^Summary Report
||Application^PDF^^Base64^
{encoded PDF here}|||||F|||201501261012-0600
OBX|66|ED|18750-0^Cardiac Electrophysiology Report^LN^^Arrhythmia Logbook
Report||Application^
PDF^^Base64^(encoded PDF here)|||||F|||201501261012-0600
OBX|67|ED|18750-0^Cardiac Electrophysiology Report^LN^^Presenting
S-ECG Report||Application^
PDF^^Base64^(encoded PDF here)|||||F|||201501261012-0600
```

### EXAMPLE MESSAGE 2 – ICM DEVICE

```
MSH|^~^&|LATTITUDE|BOSTON SCIENTIFIC||BSC Systems Developm|201908061647+0000||ORU^R01^ORU_R01
|1000000503|P|2.6|||||UNICODE UTF-8|en^English||IHE_
PCD_009^IHE_PCD^1.3.6.1.4.1.19376.1.6.1.9.1^ISO
PID|1||model:M301^serial:555113^^BSX^U-101^^BSC Systems Development^U||
Brown^Jesse||19500101|
FPV1||R
PV2|||||BSC Systems Development^^1
OBR|1|1000000501|754054^MDC_IDC_ENUM_SESS_TYPE_RemotePatientInitiated
^MDC|||201908051529-0500|||||F
NTE|1||2 red event alerts, 1 yellow event alert
OBX|1|DTM|721025^MDC_IDC_SESS_DTM^MDC|201908051529-0500|||||F
OBX|2|CWE|721026^MDC_IDC_SESS_TYPE^MDC|754054^MDC_IDC_ENUM_SESS_TYPE_
RemotePatientInitiated^MDC|||||F
OBX|3|ST|721033^MDC_IDC_SESS_CLINIC_NAME^MDC|BSC Systems Development|||||F
OBX|4|CWE|720897^MDC_IDC_DEV_TYPE^MDC|753669^MDC_IDC_ENUM_DEV_TYPE_Monitor^MDC|||||F
OBX|5|ST|720898^MDC_IDC_DEV_MODEL^MDC|M301|||||F
OBX|6|ST|720899^MDC_IDC_DEV_SERIAL^MDC|555113|||||F
OBX|7|CWE|720900^MDC_IDC_DEV_MFG^MDC|753732^MDC_IDC_ENUM_MFG_BSX^MDC|||||F
OBX|8|DTM|720901^MDC_IDC_DEV_IMPLANT_DT^MDC|20190805|||||F
OBX|9|DTM|721216^MDC_IDC_MSMT_BATTERY_DTM^MDC|201908051529-0500|||||F
OBX|10|CWE|721280^MDC_IDC_MSMT_BATTERY_STATUS^MDC|754113^MDC_IDC_ENUM_
BATTERY_STATUS_BOS^MDC|||||F
OBX|11|ST|739536^MDC_IDC_EPISODE_ID^MDC|1|APM-1|||||F
OBX|12|DTM|739552^MDC_IDC_EPISODE_DTM^MDC|4|201908051528-0500|||||F
OBX|13|CWE|739568^MDC_IDC_EPISODE_TYPE^MDC|1|754886^MDC_IDC_ENUM_
EPISODE_TYPE_Epis_PeriodicEGM^MDC|||||F
OBX|14|CWE|739600^MDC_IDC_EPISODE_VENDOR_TYPE^MDC|1|771085^MDC_IDC_ENUM_
EPISODE_VENDOR_TYPE_BSX-Epis_APMRT^MDC|||||F
OBX|15|ST|739680^MDC_IDC_EPISODE_DETECTION_THERAPY_DETAILS^MDC|1|Avg Rate=66|||||F
OBX|16|ST|739536^MDC_IDC_EPISODE_ID^MDC|2|AF-1|||||F
OBX|17|DTM|739552^MDC_IDC_EPISODE_DTM^MDC|2|201908051523-0500|||||F
OBX|18|CWE|739568^MDC_IDC_EPISODE_TYPE^MDC|2|754883^MDC_IDC_ENUM_
EPISODE_TYPE_Epis_ATAF^MDC|||||F
OBX|19|CWE|739600^MDC_IDC_EPISODE_VENDOR_TYPE^MDC|2|771098^MDC_IDC_
ENUM_EPISODE_VENDOR_TYPE_BSX-Epis_ICM_AF^MDC|||||F
OBX|20|ST|739680^MDC_IDC_EPISODE_DETECTION_THERAPY_DETAILS^MDC|2|In Progress|||||F
```

OBX|21|ED|18750-0^Cardiac Electrophysiology Report^LN^^AF-1 - Event Detail Report|2|  
 Application^PDF^^Base64^{encoded PDF included here}|||||F|||201908051529-0500  
 OBX|22|ST|739536^MDC\_IDC\_EPISODE\_ID^MDC|3|B-1|||||F  
 OBX|23|DTM|739552^MDC\_IDC\_EPISODE\_DTM^MDC|3|201908051508-0500|||||F  
 OBX|24|CWE|739568^MDC\_IDC\_EPISODE\_TYPE^MDC|3|754888^MDC\_IDC\_ENUM\_  
 EPISODE\_TYPE\_Epis\_Other^MDC|||||F  
 OBX|25|CWE|739600^MDC\_IDC\_EPISODE\_VENDOR\_TYPE^MDC|3|771096^MDC\_IDC\_ENUM\_  
 EPISODE\_VENDOR\_TYPE\_BSX-Epis\_ICM\_Brady^MDC|||||F  
 OBX|26|NM|739712^MDC\_IDC\_EPISODE\_DURATION^MDC|3|7|s|||||F  
 OBX|27|ST|739680^MDC\_IDC\_EPISODE\_DETECTION\_THERAPY\_DETAILS^MDC|3|  
 Avg Rate=38|||||F  
 OBX|28|ED|18750-0^Cardiac Electrophysiology Report^LN^^B-1 - Event Detail Report|3|  
 Application^PDF^^Base64^{encoded PDF included here}|||||F|||201908051529-0500  
 OBX|29|ST|739536^MDC\_IDC\_EPISODE\_ID^MDC|4|P-1|||||F  
 OBX|30|DTM|739552^MDC\_IDC\_EPISODE\_DTM^MDC|4|201908051429-0500|||||F  
 OBX|31|CWE|739568^MDC\_IDC\_EPISODE\_TYPE^MDC|4|754888^MDC\_IDC\_ENUM\_  
 EPISODE\_TYPE\_Epis\_Other^MDC|||||F  
 OBX|32|CWE|739600^MDC\_IDC\_EPISODE\_VENDOR\_TYPE^MDC|4|771097^MDC\_IDC\_ENUM\_  
 EPISODE\_VENDOR\_TYPE\_BSX-Epis\_ICM\_Pause^MDC|||||F  
 OBX|33|NM|739712^MDC\_IDC\_EPISODE\_DURATION^MDC|4|3|s|||||F  
 OBX|34|ED|18750-0^Cardiac Electrophysiology Report^LN^^P-1 - Event Detail Report|4|  
 Application^PDF^^Base64^{encoded PDF included here}|||||F|||201908051529-0500  
 OBX|35|ST|739536^MDC\_IDC\_EPISODE\_ID^MDC|5|AT-1|||||F  
 OBX|36|DTM|739552^MDC\_IDC\_EPISODE\_DTM^MDC|5|201908051419-0500|||||F  
 OBX|37|CWE|739568^MDC\_IDC\_EPISODE\_TYPE^MDC|5|754883^MDC\_IDC\_ENUM\_  
 EPISODE\_TYPE\_Epis\_ATAF^MDC|||||F  
 OBX|38|CWE|739600^MDC\_IDC\_EPISODE\_VENDOR\_TYPE^MDC|5|771099^MDC\_IDC\_ENUM\_  
 EPISODE\_VENDOR\_TYPE\_BSX-Epis\_ICM\_AT^MDC|||||F  
 OBX|39|NM|739712^MDC\_IDC\_  
 EPISODE\_DURATION^MDC|5|360|s|||||F  
 OBX|40|ST|739680^MDC\_IDC\_EPISODE\_DETECTION\_THERAPY\_DETAILS^MDC|5|Avg Rate=130|||||F  
 OBX|41|ED|18750-0^Cardiac Electrophysiology Report^LN^^AT-1 - Event Detail Report|5|  
 Application^PDF^^Base64^{encoded PDF included here}|||||F|||201908051529-0500  
 OBX|42|ST|739536^MDC\_IDC\_EPISODE\_ID^MDC|6|T-1|||||F  
 OBX|43|DTM|739552^MDC\_IDC\_EPISODE\_DTM^MDC|6|201908051413-0500|||||F  
 OBX|44|CWE|739568^MDC\_IDC\_EPISODE\_TYPE^MDC|6|754882^MDC\_IDC\_ENUM\_  
 EPISODE\_TYPE\_Epis\_VT^MDC|||||F  
 OBX|45|CWE|739600^MDC\_IDC\_EPISODE\_VENDOR\_TYPE^MDC|6|771100^MDC\_IDC\_ENUM\_  
 EPISODE\_VENDOR\_TYPE\_BSX-Epis\_ICM\_Tachy^MDC|||||F  
 OBX|46|NM|739712  
 ^MDC\_IDC\_EPISODE\_DURATION^MDC|6|24|s|||||F  
 OBX|47|ST|739680^MDC\_IDC\_EPISODE\_DETECTION\_THERAPY\_DETAILS  
 ^MDC|6|Symptom; Avg Rate=207; Max Rate=225; Sitting; Light Headed|||||F  
 OBX|48|ED|18750-0^Cardiac Electrophysiology Report^LN^^T-1 - Event Detail Report|6|  
 Application^PDF^^Base64^{encoded PDF included here}|||||F|||201908051529-0500  
 OBX|49|ST|739536^MDC\_IDC\_EPISODE\_ID^MDC|7|PT-1|||||F  
 OBX|50|DTM|739552^MDC\_IDC\_EPISODE\_DTM^MDC|7|201908051409-0500|||||F  
 OBX|51|CWE|739568^MDC\_IDC\_EPISODE\_TYPE^MDC|7|754887^MDC\_IDC\_ENUM\_  
 EPISODE\_TYPE\_Epis\_PatientActivated^MDC|||||F  
 OBX|52|CWE|739600^MDC\_IDC\_EPISODE\_VENDOR\_TYPE^MDC|7|771107^MDC\_IDC\_ENUM\_  
 EPISODE\_VENDOR\_TYPE\_BSX-Epis\_ICM\_Symptom^MDC|||||F  
 OBX|53|NM|739712^MDC\_IDC\_EPISODE\_DURATION^MDC|7|290|s|||||F  
 OBX|54|ST|739680^MDC\_IDC\_EPISODE\_DETECTION\_THERAPY\_DETAILS  
 ^MDC|7|Active; Heart Racing, Shortness of Breath|||||F  
 OBX|55|ED|18750-0^Cardiac Electrophysiology Report^LN^^PT-1 - Event Detail Report|7|  
 Application^PDF^^Base64^{encoded PDF included here}|||||F|||201908051529-0500  
 OBX|56|DTM|737489^MDC\_IDC\_STAT\_DTM\_START^MDC|||20190805|||||F  
 OBX|57|DTM|737490^MDC\_IDC\_STAT\_DTM\_END^MDC|||20190805|||||F  
 OBX|58|CWE|737952^MDC\_IDC\_STAT\_EPISODE\_TYPE^MDC|1|754888^MDC\_IDC\_ENUM\_  
 EPISODE\_TYPE\_Epis\_Other^MDC|||||F  
 OBX|59|CWE|737984^MDC\_IDC\_STAT\_EPISODE\_VENDOR\_TYPE^MDC|1|771096^MDC\_IDC\_ENUM\_

```
EPISODE_VENDOR_TYPE_BSX-Epis_ICM_Brady^MDC|||||F
OBX|60|NM|738000^MDC_IDC_STAT_EPISODE_RECENT_COUNT
^MDC|1|1|||||F
OBX|61|DTM|738017^MDC_IDC_STAT_EPISODE_RECENT_COUNT_DTM_START
^MDC|1|20190805|||||F
OBX|62|DTM|738018^MDC_IDC_STAT_EPISODE_RECENT_COUNT_DTM_END
^MDC|1|20190805|||||F
OBX|63|NM|738032^MDC_IDC_STAT_EPISODE_TOTAL_COUNT^MDC|1|1|||||F
OBX|64|DTM|738049^MDC_IDC_STAT_EPISODE_TOTAL_COUNT_DTM_START
^MDC|1|20190805|||||F
OBX|65|DTM|738050^MDC_IDC_STAT_EPISODE_TOTAL_COUNT_DTM_END^MDC|1|20190805|||||F
OBX|66|CWE|737952^MDC_IDC_STAT_EPISODE_TYPE^MDC|2|754882^MDC_IDC_ENUM_
EPISODE_TYPE_Epis_VT^MDC|||||F
OBX|67|CWE|737984^MDC_IDC_STAT_EPISODE_VENDOR_TYPE^MDC|2|771100^MDC_IDC_ENUM_
EPISODE_VENDOR_TYPE_BSX-Epis_ICM_Tachy^MDC|||||F
OBX|68|NM|738000^MDC_IDC_STAT_EPISODE_RECENT_COUNT^MDC|2|1|||||F
OBX|69|DTM|738017^MDC_IDC_STAT_EPISODE_RECENT_COUNT_DTM_START^MDC|2|20190805|||||F
OBX|70|DTM|738018^MDC_IDC_STAT_EPISODE_RECENT_COUNT_DTM_END^MDC|2|20190805|||||F
OBX|71|NM|738032^MDC_IDC_STAT_EPISODE_TOTAL_COUNT^MDC|2|1|||||F
OBX|72|DTM|738049^MDC_IDC_STAT_EPISODE_TOTAL_COUNT_DTM_START^MDC|2|20190805|||||F
OBX|73|DTM|738050^MDC_IDC_STAT_EPISODE_TOTAL_COUNT_DTM_END^MDC|2|20190805|||||F
OBX|74|CWE|737952^MDC_IDC_STAT_EPISODE_TYPE^MDC|3|754883^MDC_IDC_ENUM_
EPISODE_TYPE_Epis_ATAF^MDC|||||F
OBX|75|CWE|737984^MDC_IDC_STAT_EPISODE_VENDOR_TYPE^MDC|3|771099^MDC_IDC_ENUM_
EPISODE_VENDOR_TYPE_BSX-Epis_ICM_AT^MDC|||||F
OBX|76|NM|738000^MDC_IDC_STAT_EPISODE_RECENT_COUNT^MDC|3|1|||||F
OBX|77|DTM|738017^MDC_IDC_STAT_EPISODE_RECENT_COUNT_DTM_START^MDC|3|20190805|||||F
OBX|78|DTM|738018^MDC_IDC_STAT_EPISODE_RECENT_COUNT_DTM_END^MDC|3|20190805|||||F
OBX|79|NM|738032^MDC_IDC_STAT_EPISODE_TOTAL_COUNT^MDC|3|1|||||F
OBX|80|DTM|738049^MDC_IDC_STAT_EPISODE_TOTAL_COUNT_DTM_START^MDC|3|20190805|||||F
OBX|81|DTM|738050^MDC_IDC_STAT_EPISODE_TOTAL_COUNT_DTM_END^MDC|3|20190805|||||F
OBX|82|CWE|737952^MDC_IDC_STAT_EPISODE_TYPE^MDC|4|754883^MDC_IDC_ENUM_
EPISODE_TYPE_Epis_ATAF^MDC|||||F
OBX|83|CWE|737984^MDC_IDC_STAT_EPISODE_VENDOR_TYPE^MDC|4|771098^MDC_IDC_ENUM_
EPISODE_VENDOR_TYPE_BSX-Epis_ICM_AF^MDC|||||F
OBX|84|NM|738000^MDC_IDC_STAT_EPISODE_RECENT_COUNT^MDC|4|1|||||F
OBX|85|DTM|738017^MDC_IDC_STAT_EPISODE_RECENT_COUNT_DTM_START^MDC|4|20190805|||||F
OBX|86|DTM|738018^MDC_IDC_STAT_EPISODE_RECENT_COUNT_DTM_END^MDC|4|20190805|||||F
OBX|87|NM|738032^MDC_IDC_STAT_EPISODE_TOTAL_COUNT^MDC|4|1|||||F
OBX|88|DTM|738049^MDC_IDC_STAT_EPISODE_TOTAL_COUNT_DTM_START^MDC|4|20190805|||||F
OBX|89|DTM|738050^MDC_IDC_STAT_EPISODE_TOTAL_COUNT_DTM_END^MDC|4|20190805|||||F
OBX|90|CWE|737952^MDC_IDC_STAT_EPISODE_TYPE^MDC|5|754888^MDC_IDC_ENUM_
EPISODE_TYPE_Epis_Other^MDC|||||F
OBX|91|CWE|737984^MDC_IDC_STAT_EPISODE_VENDOR_TYPE^MDC|5|771097^MDC_IDC_ENUM_
EPISODE_VENDOR_TYPE_BSX-Epis_ICM_Pause^MDC|||||F
OBX|92|NM|738000^MDC_IDC_STAT_EPISODE_RECENT_COUNT^MDC|5|1|||||F
OBX|93|DTM|738017^MDC_IDC_STAT_EPISODE_RECENT_COUNT_DTM_START^MDC|5|20190805|||||F
OBX|94|DTM|738018^MDC_IDC_STAT_EPISODE_RECENT_COUNT_DTM_END^MDC|5|20190805|||||F
OBX|95|NM|738032^MDC_IDC_STAT_EPISODE_TOTAL_COUNT^MDC|5|1|||||F
OBX|96|DTM|738049^MDC_IDC_STAT_EPISODE_TOTAL_COUNT_DTM_START^MDC|5|20190805|||||F
OBX|97|DTM|738050^MDC_IDC_STAT_EPISODE_TOTAL_COUNT_DTM_END^MDC|5|20190805|||||F
OBX|98|CWE|737952^MDC_IDC_STAT_EPISODE_TYPE^MDC|6|754887^MDC_IDC_ENUM_
EPISODE_TYPE_Epis_PatientActivated^MDC|||||F
OBX|99|CWE|737984^MDC_IDC_STAT_EPISODE_VENDOR_TYPE^MDC|6|771107^MDC_IDC_ENUM_
EPISODE_VENDOR_TYPE_BSX-Epis_ICM_Symptom^MDC|||||F
OBX|100|NM|738000^MDC_IDC_STAT_EPISODE_RECENT_COUNT^MDC|6|2|||||F
OBX|101|DTM|738017^MDC_IDC_STAT_EPISODE_RECENT_COUNT_DTM_START^MDC|6|20190805|||||F
OBX|102|DTM|738018^MDC_IDC_STAT_EPISODE_RECENT_COUNT_DTM_END^MDC|6|20190805|||||F
OBX|103|NM|738032^MDC_IDC_STAT_EPISODE_TOTAL_COUNT^MDC|6|2|||||F
```



```

OBX|104|DTM|738049^MDC_IDC_STAT_EPISODE_TOTAL_COUNT_DTM_START^MDC|6|20190805|||||F
OBX|105|DTM|738050^MDC_IDC_STAT_EPISODE_TOTAL_COUNT_DTM_END^MDC|6|20190805|||||F
OBX|106|CWE|737952^MDC_IDC_STAT_EPISODE_TYPE^MDC|7|754882^MDC_IDC_ENUM_
EPISODE_TYPE_Epis_VT^MDC|||||F
OBX|107|CWE|737984^MDC_IDC_STAT_EPISODE_VENDOR_TYPE^MDC|7|771112^MDC_IDC_ENUM_
EPISODE_VENDOR_TYPE_BSX-Epis_ICM_Tachy_Symptom^MDC|||||F
OBX|108|NM|738000^MDC_IDC_STAT_EPISODE_RECENT_COUNT^MDC|7|1|||||F
OBX|109|DTM|738017^MDC_IDC_STAT_EPISODE_RECENT_COUNT_DTM_START^MDC|7|20190805|||||F
OBX|110|DTM|738018^MDC_IDC_STAT_EPISODE_RECENT_COUNT_DTM_END^MDC|7|20190805|||||F
OBX|111|NM|738032^MDC_IDC_STAT_EPISODE_TOTAL_COUNT^MDC|7|1|||||F
OBX|112|DTM|738049^MDC_IDC_STAT_EPISODE_TOTAL_COUNT_DTM_START^MDC|7|20190805|||||F
OBX|113|DTM|738050^MDC_IDC_STAT_EPISODE_TOTAL_COUNT_DTM_END^MDC|7|20190805|||||F
OBX|114|ED|18750-0^Cardiac Electrophysiology Report^LN^^Follow-up Report||
Application^PDF^^Base64^{encoded PDF included here}|||||F|||201908051529-0500
OBX|115|ED|18750-0^Cardiac Electrophysiology Report^LN^^Presenting S-ECG Report||
Application^PDF^^Base64^{encoded PDF included here}|||||F|||201908051529-0500
    
```

### EXAMPLE MESSAGE 3— OTHER THERAPY DEVICES (NOT S-ICD)

```

MSH|^~\&|LATITUDE|BOSTON SCIENTIFIC||TestClinic|201305092136+0000||ORU^R01^ORU_R01
|Q|P|2.6|||||UNICODE UTF-8|en^English||IHE_PCD_009^IHE_PCD
^1.3.6.1.4.1.19376.1.6.1.9.1^ISO
PID|1||model:N119/serial:900141^^^BSX^U||testLastName^testName^^^^^I
~testAuxLName^testAuxFName^^^^^P||19680215|U
PV1||IR
PV2|||||||TestDeviceGroup^^1
OBR|1||1000000916|754054^MDC_IDC_ENUM_SESS_TYPE_RemotePatientInitiated
^MDC||201001151330-0500|||||F
NTE|1||Feb 02, 2012 00:00 - Yellow Alert - Atrial Arrhythmia Burden of at least 3.0 hours
in a 24-hour period.
NTE|2||Feb 02, 2012 00:00 - Yellow Alert - Atrial Arrhythmia Burden of at least 3.0 hours
in a 24-hour period between Jan 11, 2010 23:00 and Jan 12, 2010 00:00.
NTE|3||Feb 02, 2012 00:00 - Yellow Alert - Cardiac Resynchronization Therapy pacing of
< 1%. Pacing was 2% between Jan 11, 2010 23:00 and Jan 12, 2010 00:00.
NTE|4||Feb 02, 2012 00:00 - Yellow Alert - Right ventricular pacing of > 1%. Pacing was
2% between Jan 11, 2010 23:00 and Jan 12, 2010 00:00.
NTE|5||Feb 02, 2012 00:00 - Yellow Alert - Patient triggered event stored.
NTE|6||Feb 02, 2012 00:00 - Yellow Alert - Weight gain of at least 5 lb. in a week or at
least 2 lb. average over a two or more day period.
NTE|7||Feb 02, 2012 00:00 - Yellow Alert - Weight loss of at least 5 lb. in a week or at
least 2 lb. average over a two or more day period.
NTE|8||Feb 02, 2012 00:00 - Yellow Alert - Explant indicator reached on Jan 12, 2010
00:00. Schedule replacement of this device.
NTE|9||Feb 02, 2012 00:00 - Yellow Alert - Voltage was too low for projected remaining
capacity.
NTE|10||Feb 02, 2012 00:00 - Red Alert - Remote monitoring disabled on Jan 12, 2010 00:00
due to limited battery capacity (Explant indicator reached on Feb 12, 2010 00:00).
NTE|11||Feb 02, 2012 00:00 - Yellow Alert - Therapy history corruption detected.
Previously stored therapy history data has been deleted.
NTE|12||Feb 02, 2012 00:00 - Red Alert - Possible device malfunction (Fault Code 1011).
NTE|13||Feb 02, 2012 00:00 - Red Alert - Possible device malfunction (Fault Code 1007).
NTE|14||Feb 02, 2012 00:00 - Red Alert - Possible device malfunction (Fault Code 1009).
NTE|15||Feb 02, 2012 00:00 - Red Alert - Device is in Safety Mode. For patient protection
the device has been switched to Safety Mode.
NTE|16||Feb 02, 2012 00:00 - Yellow Alert - Right ventricular automatic threshold
detected as > programmed amplitude or suspended.
NTE|17||Feb 02, 2012 00:00 - Yellow Alert - Atrial automatic threshold detected as >
programmed amplitude or suspended.
NTE|18||Feb 02, 2012 00:00 - Red Alert - Shock lead impedance out of range.
    
```

NTE|19||Feb 02, 2012 00:00 - Red Alert - Low shock lead impedance detected when attempting to deliver a shock.

NTE|20||Feb 02, 2012 00:00 - Red Alert - High shock lead impedance detected when attempting to deliver a shock.

NTE|21||Feb 02, 2012 00:00 - Red Alert - High voltage detected on shock lead during charge.

NTE|22||Feb 02, 2012 00:00 - Red Alert - Electrocautery Protection is active.

NTE|23||Feb 02, 2012 00:00 - Yellow Alert - VT Episode occurred (V>A).

NTE|24||Feb 02, 2012 00:00 - Yellow Alert - Device Brady Mode is Off. Brady therapy will not be delivered.

NTE|25||Feb 02, 2012 00:00 - Yellow Alert - Left ventricular pacing lead impedance out of range.

NTE|26||Feb 02, 2012 00:00 - Yellow Alert - Atrial pacing lead impedance out of range.

NTE|27||Feb 02, 2012 00:00 - Yellow Alert - Right ventricular intrinsic amplitude out of range.

NTE|28||Feb 02, 2012 00:00 - Yellow Alert - Intrinsic amplitude out of range.

NTE|29||Feb 02, 2012 00:00 - Yellow Alert - Left ventricular intrinsic amplitude out of range.

NTE|30||Feb 02, 2012 00:00 - Yellow Alert - Atrial intrinsic amplitude out of range.

NTE|31||Feb 02, 2012 00:00 - Red Alert - Right ventricular pacing lead impedance out of range.

NTE|32||Feb 02, 2012 00:00 - Red Alert - Pacing lead impedance out of range.

NTE|33||Feb 02, 2012 00:00 - Yellow Alert - Ventricular shock therapy delivered to convert arrhythmia.

NTE|34||Feb 02, 2012 00:00 - Yellow Alert - Accelerated ventricular arrhythmia episode.

NTE|35||Feb 02, 2012 00:00 - Red Alert - V-Tachy mode set to value other than Monitor + Therapy.

NTE|36||Feb 02, 2012 00:00 - Red Alert - Lead Check notification due to abrupt change in right ventricular pacing lead impedance in the past 7 days.

NTE|37||Feb 02, 2012 00:00 - Red Alert - Lead Check notification due to episode with potential right ventricular non-physiologic signal.

NTE|38||Feb 02, 2012 00:00 - Yellow Alert - Left ventricular automatic threshold detected as > programmed amplitude or suspended.

OBX|1|ST|739536^MDC\_IDC\_EPISODE\_ID^MDC|1|MRI-16|||F

OBX|2|DTM|739552^MDC\_IDC\_EPISODE\_DTM^MDC|1|200101020304|||F

OBX|3|CWE|739568^MDC\_IDC\_EPISODE\_TYPE^MDC|1|754888  
^MDC\_IDC\_ENUM\_EPISODE\_TYPE\_Epis\_Other^MDC|||F

OBX|4|CWE|739600^MDC\_IDC\_EPISODE\_VENDOR\_TYPE^MDC|1D|||F

OBX|5|NM|739712^MDC\_IDC\_EPISODE\_DURATION^MDC|1|100|s|||F

OBX|6|ST|739680^MDC\_IDC\_EPISODE\_DETECTION\_THERAPY\_DETAILS  
^MDC|1|MRI Protection Mode|||F

OBX|7|ST|739536^MDC\_IDC\_EPISODE\_ID^MDC|2|LVAT-15|||F

OBX|8|DTM|739552^MDC\_IDC\_EPISODE\_DTM^MDC|2|200101020304|||F

OBX|9|CWE|739568^MDC\_IDC\_EPISODE\_TYPE^MDC|2|754888  
^MDC\_IDC\_ENUM\_EPISODE\_TYPE\_Epis\_Other^MDC|||F

OBX|10|CWE|739600^MDC\_IDC\_EPISODE\_VENDOR\_TYPE^MDC|2|||F

OBX|11|NM|739712^MDC\_IDC\_EPISODE\_DURATION^MDC|2|100|s|||F

OBX|12|ST|739680^MDC\_IDC\_EPISODE\_DETECTION\_THERAPY\_DETAILS^MDC|2|LV Auto|||F

OBX|13|ST|739536^MDC\_IDC\_EPISODE\_ID^MDC|3|RVAT-14|||F

OBX|14|DTM|739552^MDC\_IDC\_EPISODE\_DTM^MDC|3|200101020304|||F

OBX|15|CWE|739568^MDC\_IDC\_EPISODE\_TYPE^MDC|3|754888  
^MDC\_IDC\_ENUM\_EPISODE\_TYPE\_Epis\_Other^MDC|||F

OBX|16|CWE|739600^MDC\_IDC\_EPISODE\_VENDOR\_TYPE^MDC|3|||F

OBX|17|NM|739712^MDC\_IDC\_EPISODE\_DURATION^MDC|3|100|s|||F

OBX|18|ST|739680^MDC\_IDC\_EPISODE\_DETECTION\_THERAPY\_DETAILS^MDC|3|RV Auto|||F

OBX|19|ST|739536^MDC\_IDC\_EPISODE\_ID^MDC|4|APM-13|||F

OBX|20|DTM|739552^MDC\_IDC\_EPISODE\_DTM^MDC|4|200101020304|||F

OBX|21|CWE|739568^MDC\_IDC\_EPISODE\_TYPE^MDC|4|754888  
^MDC\_IDC\_ENUM\_EPISODE\_TYPE\_Epis\_PeriodicEGM^MDC|||F

OBX|22|CWE|739600^MDC\_IDC\_EPISODE\_VENDOR\_TYPE^MDC|4|771085  
 ^MDC\_IDC\_ENUM\_EPISODE\_VENDOR\_TYPE\_BSX-Epis\_APMRT^MDC|||||F  
 OBX|23|ST|739680^MDC\_IDC\_EPISODE\_DETECTION\_THERAPY\_DETAILS^MDC|4|Presenting EGM|||||F  
 OBX|24|ST|739536^MDC\_IDC\_EPISODE\_ID^MDC|5|PTM-12|||||F  
 OBX|25|DTM|739552^MDC\_IDC\_EPISODE\_DTM^MDC|5|200101020304|||||F  
 OBX|26|CWE|739568^MDC\_IDC\_EPISODE\_TYPE^MDC|5|754887  
 ^MDC\_IDC\_ENUM\_EPISODE\_TYPE\_Epis\_PatientActivated^MDC|||||F  
 OBX|27|CWE|739600^MDC\_IDC\_EPISODE\_VENDOR\_TYPE^MDC|5|771080  
 ^MDC\_IDC\_ENUM\_EPISODE\_VENDOR\_TYPE\_BSX-Epis\_PTM^MDC|||||F  
 OBX|28|NM|739648^MDC\_IDC\_EPISODE\_VENTRICULAR\_INTERVAL\_AT\_DETECTION  
 ^MDC|5|30000|ms|||||F  
 OBX|29|NM|739712^MDC\_IDC\_EPISODE\_DURATION^MDC|5|100|s|||||F  
 OBX|30|ST|739680^MDC\_IDC\_EPISODE\_DETECTION\_THERAPY\_DETAILS^MDC|5|PTM|||||F  
 OBX|31|ST|739536^MDC\_IDC\_EPISODE\_ID^MDC|6|RAAT-11|||||F  
 OBX|32|DTM|739552^MDC\_IDC\_EPISODE\_DTM^MDC|6|200101020304|||||F  
 OBX|33|CWE|739568^MDC\_IDC\_EPISODE\_TYPE^MDC|6|754888  
 ^MDC\_IDC\_ENUM\_EPISODE\_TYPE\_Epis\_Other^MDC|||||F  
 OBX|34|CWE|739600^MDC\_IDC\_EPISODE\_VENDOR\_TYPE^MDC|6|||||F  
 OBX|35|NM|739712^MDC\_IDC\_EPISODE\_DURATION^MDC|6|100|s|||||F  
 OBX|36|ST|739680^MDC\_IDC\_EPISODE\_DETECTION\_THERAPY\_DETAILS^MDC|6|RA Auto|||||F  
 OBX|37|ST|739536^MDC\_IDC\_EPISODE\_ID^MDC|7|RYTHMIQ-10|||||F  
 OBX|38|DTM|739552^MDC\_IDC\_EPISODE\_DTM^MDC|7|200101020304|||||F  
 OBX|39|CWE|739568^MDC\_IDC\_EPISODE\_TYPE^MDC|7|754888  
 ^MDC\_IDC\_ENUM\_EPISODE\_TYPE\_Epis\_Other^MDC|||||F  
 OBX|40|CWE|739600^MDC\_IDC\_EPISODE\_VENDOR\_TYPE^MDC|7|771084  
 ^MDC\_IDC\_ENUM\_EPISODE\_VENDOR\_TYPE\_BSX-Epis\_RMS^MDC|||||F  
 OBX|41|NM|739648  
 ^MDC\_IDC\_EPISODE\_VENTRICULAR\_INTERVAL\_AT\_DETECTION^MDC|7|30000|ms|||||F  
 OBX|42|NM|739712^MDC\_IDC\_EPISODE\_DURATION^MDC|7|100|s|||||F  
 OBX|43|ST|739680^MDC\_IDC\_EPISODE\_DETECTION\_THERAPY\_DETAILS^MDC|7|RYTHMIQ|||||F  
 OBX|44|ST|739536^MDC\_IDC\_EPISODE\_ID^MDC|8|RMS-9|||||F  
 OBX|45|DTM|739552^MDC\_IDC\_EPISODE\_DTM^MDC|8|200101020304|||||F  
 OBX|46|CWE|739568^MDC\_IDC\_EPISODE\_TYPE  
 ^MDC|8|754888^MDC\_IDC\_ENUM\_EPISODE\_TYPE\_Epis\_Other^MDC|||||F  
 OBX|47|CWE|739600^MDC\_IDC\_EPISODE\_VENDOR\_TYPE^MDC|8|771084  
 ^MDC\_IDC\_ENUM\_EPISODE\_VENDOR\_TYPE\_BSX-Epis\_RMS^MDC|||||F  
 OBX|48|NM|739648  
 ^MDC\_IDC\_EPISODE\_VENTRICULAR\_INTERVAL\_AT\_DETECTION^MDC|8|30000|ms|||||F  
 OBX|49|NM|739712^MDC\_IDC\_EPISODE\_DURATION^MDC|8|100|s|||||F  
 OBX|50|ST|739680^MDC\_IDC\_EPISODE\_DETECTION\_THERAPY\_DETAILS^MDC|8|RMS|||||F  
 OBX|51|ST|739536^MDC\_IDC\_EPISODE\_ID^MDC|9|V-8|||||F  
 OBX|52|DTM|739552^MDC\_IDC\_EPISODE\_DTM^MDC|9|200101020304|||||F  
 OBX|53|CWE|739568^MDC\_IDC\_EPISODE\_TYPE  
 ^MDC|9|754881^MDC\_IDC\_ENUM\_EPISODE\_TYPE\_Epis\_VF^MDC|||||F  
 OBX|54|CWE|739600^MDC\_IDC\_EPISODE\_VENDOR\_TYPE  
 ^MDC|9|771073^MDC\_IDC\_ENUM\_EPISODE\_VENDOR\_TYPE\_BSX-Epis\_VF^MDC|||||F  
 OBX|55|CWE|739584^MDC\_IDC\_EPISODE\_TYPE\_INDUCED^MDC|9|755329  
 ^MDC\_IDC\_ENUM\_EPISODE\_TYPE\_INDUCED\_YES^MDC|||||F  
 OBX|56|NM|739648  
 ^MDC\_IDC\_EPISODE\_VENTRICULAR\_INTERVAL\_AT\_DETECTION^MDC|9|30000|ms|||||F  
 OBX|57|NM|739712^MDC\_IDC\_EPISODE\_DURATION^MDC|9|100|s|||||F  
 OBX|58|ST|739680  
 ^MDC\_IDC\_EPISODE\_DETECTION\_THERAPY\_DETAILS^MDC|9|VF ATPx1, 0.1J, 0.2J, 31Jx2|||||F  
 OBX|59|ST|739536^MDC\_IDC\_EPISODE\_ID^MDC|10|PMT-7|||||F  
 OBX|60|DTM|739552^MDC\_IDC\_EPISODE\_DTM^MDC|10|200101020304|||||F  
 OBX|61|CWE|739568^MDC\_IDC\_EPISODE\_TYPE^MDC|10|754888  
 ^MDC\_IDC\_ENUM\_EPISODE\_TYPE\_Epis\_Other^MDC|||||F  
 OBX|62|CWE|739600^MDC\_IDC\_EPISODE\_VENDOR\_TYPE^MDC|10|771079  
 ^MDC\_IDC\_ENUM\_EPISODE\_VENDOR\_TYPE\_BSX-Epis\_PMT^MDC|||||F

```

OBX|63|NM|739648^MDC_IDC_EPISODE_VENTRICULAR_INTERVAL_AT_DETECTION
^MDC|10|30000|ms|||||F
OBX|64|NM|739712^MDC_IDC_EPISODE_DURATION^MDC|10|100|s|||||F
OBX|65|ST|739680^MDC_IDC_EPISODE_DETECTION_THERAPY_DETAILS^MDC|10|PMT|||||F
OBX|66|ST|739536^MDC_IDC_EPISODE_ID^MDC|11|V-6|||||F
OBX|67|DTM|739552^MDC_IDC_EPISODE_DTM^MDC|11|200101020304|||||F
OBX|68|CWE|739568^MDC_IDC_EPISODE_TYPE^MDC|11|754882
^MDC_IDC_ENUM_EPISODE_TYPE_Epis_VT^MDC|||||F
OBX|69|CWE|739600^MDC_IDC_EPISODE_VENDOR_TYPE^MDC|11|771075
^MDC_IDC_ENUM_EPISODE_VENDOR_TYPE_BSX-Epis_VT-1^MDC|||||F
OBX|70|CWE|739584^MDC_IDC_EPISODE_TYPE_INDUCED^MDC|11|755329
^MDC_IDC_ENUM_EPISODE_TYPE_INDUCED_YES^MDC|||||F
OBX|71|NM|739648^MDC_IDC_EPISODE_VENTRICULAR_INTERVAL_AT_DETECTION
^MDC|11|30000|ms|||||F
OBX|72|NM|739712^MDC_IDC_EPISODE_DURATION^MDC|11|100|s|||||F
OBX|73|ST|739680^MDC_IDC_EPISODE_DETECTION_THERAPY_DETAILS
^MDC|11|VT-1 ATPx1, 0.1J, 0.2J, 31Jx2|||||F
OBX|74|ST|739536^MDC_IDC_EPISODE_ID^MDC|12|ATR-5|||||F
OBX|75|DTM|739552^MDC_IDC_EPISODE_DTM^MDC|12|200101020304|||||F
OBX|76|CWE|739568^MDC_IDC_EPISODE_TYPE^MDC|12|754883
^MDC_IDC_ENUM_EPISODE_TYPE_Epis_ATAF^MDC|||||F
OBX|77|CWE|739600^MDC_IDC_EPISODE_VENDOR_TYPE^MDC|12|771078
^MDC_IDC_ENUM_EPISODE_VENDOR_TYPE_BSX-Epis_ATR^MDC|||||F
OBX|78|NM|739616^MDC_IDC_EPISODE_ATRIAL_INTERVAL_AT_DETECTION^MDC|12|20000|ms|||||F
OBX|79|NM|739712^MDC_IDC_EPISODE_DURATION^MDC|12|100|s|||||F
OBX|80|ST|739680^MDC_IDC_EPISODE_DETECTION_THERAPY_DETAILS^MDC|12|ATR|||||F
OBX|81|ST|739536^MDC_IDC_EPISODE_ID^MDC|13|V-4|||||F
OBX|82|DTM|739552^MDC_IDC_EPISODE_DTM^MDC|13|200101020304|||||F
OBX|83|CWE|739568^MDC_IDC_EPISODE_TYPE^MDC|13|754882
^MDC_IDC_ENUM_EPISODE_TYPE_Epis_VT^MDC|||||F
OBX|84|CWE|739600^MDC_IDC_EPISODE_VENDOR_TYPE^MDC|13|771077
^MDC_IDC_ENUM_EPISODE_VENDOR_TYPE_BSX-Epis_NSVT^MDC|||||F
OBX|85|CWE|739584^MDC_IDC_EPISODE_TYPE_INDUCED^MDC|13|755329
^MDC_IDC_ENUM_EPISODE_TYPE_INDUCED_YES^MDC|||||F
OBX|86|NM|739648^MDC_IDC_EPISODE_VENTRICULAR_INTERVAL_AT_DETECTION
^MDC|13|30000|ms|||||F
OBX|87|NM|739712^MDC_IDC_EPISODE_DURATION^MDC|13|100|s|||||F
OBX|88|ST|739680^MDC_IDC_EPISODE_DETECTION_THERAPY_DETAILS^MDC|13|NonSustV|||||F
OBX|89|ST|739536^MDC_IDC_EPISODE_ID^MDC|14|V-3|||||F
OBX|90|DTM|739552^MDC_IDC_EPISODE_DTM^MDC|14|200101020304|||||F
OBX|91|CWE|739568^MDC_IDC_EPISODE_TYPE^MDC|14|754882
^MDC_IDC_ENUM_EPISODE_TYPE_Epis_VT^MDC|||||F
OBX|92|CWE|739600^MDC_IDC_EPISODE_VENDOR_TYPE^MDC|14|771074
^MDC_IDC_ENUM_EPISODE_VENDOR_TYPE_BSX-Epis_VT^MDC|||||F
OBX|93|CWE|739584^MDC_IDC_EPISODE_TYPE_INDUCED^MDC|14|755329
^MDC_IDC_ENUM_EPISODE_TYPE_INDUCED_YES^MDC|||||F
OBX|94|NM|739648^MDC_IDC_EPISODE_VENTRICULAR_INTERVAL_AT_DETECTION
^MDC|14|30000|ms|||||F
OBX|95|NM|739712^MDC_IDC_EPISODE_DURATION^MDC|14|100|s|||||F
OBX|96|ST|739680^MDC_IDC_EPISODE_DETECTION_THERAPY_DETAILS
^MDC|14|VT ATPx1, 0.1J, 0.2J, 31Jx2|||||F
OBX|97|ST|739536^MDC_IDC_EPISODE_ID^MDC|15|SBR-2|||||F
OBX|98|DTM|739552^MDC_IDC_EPISODE_DTM^MDC|15|200101020304|||||F
OBX|99|CWE|739568^MDC_IDC_EPISODE_TYPE^MDC|15|754888
^MDC_IDC_ENUM_EPISODE_TYPE_Epis_Other^MDC|||||F
OBX|100|CWE|739600^MDC_IDC_EPISODE_VENDOR_TYPE^MDC|15|||||F
OBX|101|NM|739616^MDC_IDC_EPISODE_ATRIAL_INTERVAL_AT_DETECTION^MDC|15|20000|ms|||||F
OBX|102|NM|739712^MDC_IDC_EPISODE_DURATION^MDC|15|100|s|||||F
OBX|103|ST|739680^MDC_IDC_EPISODE_DETECTION_THERAPY_DETAILS^MDC|15|SBR|||||F

```

OBX|104|ST|739536^MDC\_IDC\_EPISODE\_ID^MDC|16|V-1|||||F  
 OBX|105|DTM|739552^MDC\_IDC\_EPISODE\_DTM^MDC|16|200101020304|||||F  
 OBX|106|CWE|739568^MDC\_IDC\_EPISODE\_TYPE^MDC|16|754888  
 ^MDC\_IDC\_ENUM\_EPISODE\_TYPE\_Epis\_Other^MDC|||||F  
 OBX|107|CWE|739600^MDC\_IDC\_EPISODE\_VENDOR\_TYPE^MDC|16|||||F  
 OBX|108|CWE|739584^MDC\_IDC\_EPISODE\_TYPE\_INDUCED^MDC|16|755329  
 ^MDC\_IDC\_ENUM\_EPISODE\_TYPE\_INDUCED\_YES^MDC|||||F  
 OBX|109|NM|739648^MDC\_IDC\_EPISODE\_VENTRICULAR\_INTERVAL\_AT\_DETECTION  
 ^MDC|16|30000|ms|||||F  
 OBX|110|NM|739712^MDC\_IDC\_EPISODE\_DURATION^MDC|16|100|s|||||F  
 OBX|111|ST|739680^MDC\_IDC\_EPISODE\_DETECTION\_THERAPY\_DETAILS  
 ^MDC|16|Cmd V Therapy Delivered|||||F  
 OBX|112|ED|18750-0^Cardiac Electrophysiology Report^LN||Application^PDF^  
 ^Base64^(encoded PDF included here)|||||F|||201001151330-0500  
 OBX|113|ED|18750-0^Cardiac Electrophysiology Report^LN|4|Application^PDF^  
 ^Base64^(encoded PDF included here)|||||F|||201001151330-0500  
 OBX|114|CWE|720897^MDC\_IDC\_DEV\_TYPE^MDC|1753665^MDC\_IDC\_ENUM\_DEV\_TYPE\_IPG^MDC|||||F  
 OBX|115|ST|720898^MDC\_IDC\_DEV\_MODEL^MDC|1119|||||F  
 OBX|116|ST|720899^MDC\_IDC\_DEV\_SERIAL^MDC|1900141|||||F  
 OBX|117|CWE|720900^MDC\_IDC\_DEV\_MFG^MDC|1753732^MDC\_IDC\_ENUM\_MFG\_BSX^MDC|||||F  
 OBX|118|DTM|720901^MDC\_IDC\_DEV\_IMPLANT\_DT^MDC|120120513|||||F  
 OBX|119|ST|720961^MDC\_IDC\_LEAD\_MODEL^MDC|1|12345|||||F  
 OBX|120|ST|720962^MDC\_IDC\_LEAD\_SERIAL^MDC|1|6789|||||F  
 OBX|121|CWE|720963^MDC\_IDC\_LEAD\_MFG^MDC|1|753731^MDC\_IDC\_ENUM\_MFG\_BIO^MDC|||||F  
 OBX|122|CWE|720965^MDC\_IDC\_LEAD\_POLARITY\_TYPE^MDC|1|753793  
 ^MDC\_IDC\_ENUM\_LEAD\_POLARITY\_TYPE\_UNI^MDC|||||F  
 OBX|123|DTM|720964^MDC\_IDC\_LEAD\_IMPLANT\_DT^MDC|1|201205|||||F  
 OBX|124|CWE|720966^MDC\_IDC\_LEAD\_LOCATION^MDC|1|753858  
 ^MDC\_IDC\_ENUM\_LEAD\_LOCATION\_CHAMBER\_LV^MDC|||||F  
 OBX|125|CWE|720967^MDC\_IDC\_LEAD\_LOCATION\_DETAIL\_1  
 ^MDC|1|753922^MDC\_IDC\_ENUM\_LEAD\_LOCATION\_DETAIL\_Apex^MDC|||||F  
 OBX|126|CWE|720968^MDC\_IDC\_LEAD\_LOCATION\_DETAIL\_2^MDC|1|753925  
 ^MDC\_IDC\_ENUM\_LEAD\_LOCATION\_DETAIL\_VenaCava^MDC|||||F  
 OBX|127|ST|720961^MDC\_IDC\_LEAD\_MODEL^MDC|2|12345|||||F  
 OBX|128|ST|720962^MDC\_IDC\_LEAD\_SERIAL^MDC|2|6789|||||F  
 OBX|129|CWE|720963^MDC\_IDC\_LEAD\_MFG^MDC|2|753731^MDC\_IDC\_ENUM\_MFG\_BIO^MDC|||||F  
 OBX|130|CWE|720965^MDC\_IDC\_LEAD\_POLARITY\_TYPE^MDC|2|753793  
 ^MDC\_IDC\_ENUM\_LEAD\_POLARITY\_TYPE\_UNI^MDC|||||F  
 OBX|131|DTM|720964^MDC\_IDC\_LEAD\_IMPLANT\_DT^MDC|2|201205|||||F  
 OBX|132|CWE|720966^MDC\_IDC\_LEAD\_LOCATION^MDC|2|753858  
 ^MDC\_IDC\_ENUM\_LEAD\_LOCATION\_CHAMBER\_LV^MDC|||||F  
 OBX|133|CWE|720967^MDC\_IDC\_LEAD\_LOCATION\_DETAIL\_1^MDC|2|753922  
 ^MDC\_IDC\_ENUM\_LEAD\_LOCATION\_DETAIL\_Apex^MDC|||||F  
 OBX|134|CWE|720968^MDC\_IDC\_LEAD\_LOCATION\_DETAIL\_2^MDC|2|753925  
 ^MDC\_IDC\_ENUM\_LEAD\_LOCATION\_DETAIL\_VenaCava^MDC|||||F  
 OBX|135|ST|720961^MDC\_IDC\_LEAD\_MODEL^MDC|3|12345|||||F  
 OBX|136|ST|720962^MDC\_IDC\_LEAD\_SERIAL^MDC|3|6789|||||F  
 OBX|137|CWE|720963^MDC\_IDC\_LEAD\_MFG^MDC|3|753731^MDC\_IDC\_ENUM\_MFG\_BIO^MDC|||||F  
 OBX|138|CWE|720965^MDC\_IDC\_LEAD\_POLARITY\_TYPE^MDC|3|753793  
 ^MDC\_IDC\_ENUM\_LEAD\_POLARITY\_TYPE\_UNI^MDC|||||F  
 OBX|139|DTM|720964^MDC\_IDC\_LEAD\_IMPLANT\_DT^MDC|3|201205|||||F  
 OBX|140|CWE|720966^MDC\_IDC\_LEAD\_LOCATION^MDC|3|753858  
 ^MDC\_IDC\_ENUM\_LEAD\_LOCATION\_CHAMBER\_LV^MDC|||||F  
 OBX|141|CWE|720967^MDC\_IDC\_LEAD\_LOCATION\_DETAIL\_1^MDC|3|753922  
 ^MDC\_IDC\_ENUM\_LEAD\_LOCATION\_DETAIL\_Apex^MDC|||||F  
 OBX|142|CWE|720968^MDC\_IDC\_LEAD\_LOCATION\_DETAIL\_2^MDC|3|753925  
 ^MDC\_IDC\_ENUM\_LEAD\_LOCATION\_DETAIL\_VenaCava^MDC|||||F  
 OBX|143|ST|720961^MDC\_IDC\_LEAD\_MODEL^MDC|4|12345|||||F  
 OBX|144|ST|720962^MDC\_IDC\_LEAD\_SERIAL^MDC|4|6789|||||F

```

OBX|145|CWE|720963^MDC_IDC_LEAD_MFG^MDC|4|753731^MDC_IDC_ENUM_MFG_BIO^MDC|||||F
OBX|146|CWE|720965^MDC_IDC_LEAD_POLARITY_TYPE^MDC|4|753793
^MDC_IDC_ENUM_LEAD_POLARITY_TYPE_UNI^MDC|||||F
OBX|147|DTM|720964^MDC_IDC_LEAD_IMPLANT_DT^MDC|4|201205|||||F
OBX|148|CWE|720966^MDC_IDC_LEAD_LOCATION^MDC|4|753858
^MDC_IDC_ENUM_LEAD_LOCATION_CHAMBER_LV^MDC|||||F
OBX|149|CWE|720967^MDC_IDC_LEAD_LOCATION_DETAIL_1^MDC|4|753922
^MDC_IDC_ENUM_LEAD_LOCATION_DETAIL_Apex^MDC|||||F
OBX|150|CWE|720968^MDC_IDC_LEAD_LOCATION_DETAIL_2^MDC|4|753925
^MDC_IDC_ENUM_LEAD_LOCATION_DETAIL_VenaCava^MDC|||||F
OBX|151|ST|720961^MDC_IDC_LEAD_MODEL^MDC|5|12345|||||F
OBX|152|ST|720962^MDC_IDC_LEAD_SERIAL^MDC|5|6789|||||F
OBX|153|CWE|720963^MDC_IDC_LEAD_MFG^MDC|5|753731^MDC_IDC_ENUM_MFG_BIO^MDC|||||F
OBX|154|CWE|720965^MDC_IDC_LEAD_POLARITY_TYPE^MDC|5|753793
^MDC_IDC_ENUM_LEAD_POLARITY_TYPE_UNI^MDC|||||F
OBX|155|DTM|720964^MDC_IDC_LEAD_IMPLANT_DT^MDC|5|201205|||||F
OBX|156|CWE|720966^MDC_IDC_LEAD_LOCATION^MDC|5|753858
^MDC_IDC_ENUM_LEAD_LOCATION_CHAMBER_LV^MDC|||||F
OBX|157|CWE|720967^MDC_IDC_LEAD_LOCATION_DETAIL_1^MDC|5|753922
^MDC_IDC_ENUM_LEAD_LOCATION_DETAIL_Apex^MDC|||||F
OBX|158|CWE|720968^MDC_IDC_LEAD_LOCATION_DETAIL_2^MDC|5|753925
^MDC_IDC_ENUM_LEAD_LOCATION_DETAIL_VenaCava^MDC|||||F
OBX|159|ST|720961^MDC_IDC_LEAD_MODEL^MDC|6|12345|||||F
OBX|160|ST|720962^MDC_IDC_LEAD_SERIAL^MDC|6|6789|||||F
OBX|161|CWE|720963^MDC_IDC_LEAD_MFG^MDC|6|753731^MDC_IDC_ENUM_MFG_BIO^MDC|||||F
OBX|162|CWE|720965^MDC_IDC_LEAD_POLARITY_TYPE^MDC|6|753793
^MDC_IDC_ENUM_LEAD_POLARITY_TYPE_UNI^MDC|||||F
OBX|163|DTM|720964^MDC_IDC_LEAD_IMPLANT_DT^MDC|6|201205|||||F
OBX|164|CWE|720966^MDC_IDC_LEAD_LOCATION^MDC|6|753858
^MDC_IDC_ENUM_LEAD_LOCATION_CHAMBER_LV^MDC|||||F
OBX|165|CWE|720967^MDC_IDC_LEAD_LOCATION_DETAIL_1^MDC|6|753922
^MDC_IDC_ENUM_LEAD_LOCATION_DETAIL_Apex^MDC|||||F
OBX|166|CWE|720968^MDC_IDC_LEAD_LOCATION_DETAIL_2^MDC|6|753925
^MDC_IDC_ENUM_LEAD_LOCATION_DETAIL_VenaCava^MDC|||||F
OBX|167|DTM|721025^MDC_IDC_SESS_DTM^MDC||201001021310-0600|||||F
OBX|168|CWE|721026^MDC_IDC_SESS_TYPE^MDC||754052
^MDC_IDC_ENUM_SESS_TYPE_RemoteDeviceInitiated^MDC|||||F
OBX|169|ST|721033^MDC_IDC_SESS_CLINIC_NAME
^MDC||abcdefghijklmnopqrstuvwxyzabcdefghijklmnopqrstuvw|||F
OBX|170|DTM|721216^MDC_IDC_MSMT_BATTERY_DTM^MDC||201205221755+0000|||||F
OBX|171|CWE|721280^MDC_IDC_MSMT_BATTERY_STATUS^MDC||754113
^MDC_IDC_ENUM_BATTERY_STATUS_BOS^MDC|||F
OBX|172|NM|721472^MDC_IDC_MSMT_BATTERY_REMAINING_LONGEVITY^MDC||132|mo||>|||F
OBX|173|NM|721536^MDC_IDC_MSMT_BATTERY_REMAINING_PERCENTAGE^MDC||100|%|||F
OBX|174|DTM|721664^MDC_IDC_MSMT_CAP_CHARGE_DTM^MDC||201205221755|||||F
OBX|175|NM|721728^MDC_IDC_MSMT_CAP_CHARGE_TIME^MDC||3.0|s|||F
OBX|176|CWE|721856^MDC_IDC_MSMT_CAP_CHARGE_TYPE^MDC||754178
^MDC_IDC_ENUM_CHARGE_TYPE_Reformation^MDC|||||F
OBX|177|DTM|721921^MDC_IDC_MSMT_LEADCHNL_RA_DTM_START^MDC||20121211|||||F
OBX|178|DTM|721922^MDC_IDC_MSMT_LEADCHNL_RA_DTM_END^MDC||20121211|||||F
OBX|179|CWE|721984^MDC_IDC_MSMT_LEADCHNL_RA_LEAD_CHANNEL_STATUS^MDC||754241
^MDC_IDC_ENUM_CHANNEL_STATUS_CheckLead^MDC|||||F
OBX|180|NM|722051
^MDC_IDC_MSMT_LEADCHNL_RA_SENSING_INTR_AMPL_MEAN^MDC|||mv|NAV|||F||20121211
OBX|181|DTM|721925^MDC_IDC_MSMT_LEADCHNL_RV_DTM_START^MDC||19990102|||||F
OBX|182|DTM|721926^MDC_IDC_MSMT_LEADCHNL_RV_DTM_END^MDC||20121211|||||F
OBX|183|CWE|721985^MDC_IDC_MSMT_LEADCHNL_RV_LEAD_CHANNEL_STATUS^MDC||754241
^MDC_IDC_ENUM_CHANNEL_STATUS_CheckLead^MDC|||||F
OBX|184|NM|722055

```

^MDC\_IDC\_MSMT\_LEADCHNL\_RV\_SENSING\_INTR\_AMPL\_MEAN^MDC||0.1|mV||<|||F|||20121211  
OBX|185|DTM|721933^MDC\_IDC\_MSMT\_LEADCHNL\_LV\_DTM\_START^MDC||19990102|||F  
OBX|186|DTM|721934^MDC\_IDC\_MSMT\_LEADCHNL\_LV\_DTM\_END^MDC||20121211|||F  
OBX|187|CWE|721987^MDC\_IDC\_MSMT\_LEADCHNL\_LV\_LEAD\_CHANNEL\_STATUS^MDC||754241  
^MDC\_IDC\_ENUM\_CHANNEL\_STATUS\_CheckLead^MDC|||F  
OBX|188|NM|722063^MDC\_IDC\_MSMT\_LEADCHNL\_LV\_SENSING\_INTR\_AMPL\_MEAN  
^MDC||25.0|mV||>|||F|||20121211  
OBX|189|CWE|722112^MDC\_IDC\_MSMT\_LEADCHNL\_RA\_SENSING\_POLARITY^MDC||754305  
^MDC\_IDC\_ENUM\_POLARITY\_UNI^MDC|||F  
OBX|190|CWE|722113^MDC\_IDC\_MSMT\_LEADCHNL\_RV\_SENSING\_POLARITY^MDC||754306  
^MDC\_IDC\_ENUM\_POLARITY\_BI^MDC|||F  
OBX|191|CWE|722115^MDC\_IDC\_MSMT\_LEADCHNL\_LV\_SENSING\_POLARITY^MDC|||OFF|||F  
OBX|192|NM|722176^MDC\_IDC\_MSMT\_LEADCHNL\_RA\_PACING\_THRESHOLD\_AMPLITUDE  
^MDC||V|NAV|||F|||20121211  
OBX|193|NM|722177^MDC\_IDC\_MSMT\_LEADCHNL\_RV\_PACING\_THRESHOLD\_AMPLITUDE  
^MDC||3.0V||>|||F|||20121211  
OBX|194|NM|722179^MDC\_IDC\_MSMT\_LEADCHNL\_LV\_PACING\_THRESHOLD\_AMPLITUDE  
^MDC||0.0V|||F|||20121210  
OBX|195|NM|722240^MDC\_IDC\_MSMT\_LEADCHNL\_RA\_PACING\_THRESHOLD\_PULSEWIDTH  
^MDC||ms|NAV|||F|||19990102  
OBX|196|NM|722241^MDC\_IDC\_MSMT\_LEADCHNL\_RV\_PACING\_THRESHOLD\_PULSEWIDTH  
^MDC||0.4ms|||F|||19990102  
OBX|197|NM|722243^MDC\_IDC\_MSMT\_LEADCHNL\_LV\_PACING\_THRESHOLD\_PULSEWIDTH  
^MDC||0.4ms|||F|||19990102  
OBX|198|CWE|722304^MDC\_IDC\_MSMT\_LEADCHNL\_RA\_PACING\_THRESHOLD\_MEASUREMENT\_METHOD  
^MDC||754369^MDC\_IDC\_ENUM\_MEASUREMENT\_METHOD\_ProgrammerManual^MDC|||F  
OBX|199|CWE|722305^MDC\_IDC\_MSMT\_LEADCHNL\_RV\_PACING\_THRESHOLD\_MEASUREMENT\_METHOD  
^MDC||754369^MDC\_IDC\_ENUM\_MEASUREMENT\_METHOD\_ProgrammerManual^MDC|||F  
OBX|200|CWE|722307^MDC\_IDC\_MSMT\_LEADCHNL\_LV\_PACING\_THRESHOLD\_MEASUREMENT\_METHOD  
^MDC||754369^MDC\_IDC\_ENUM\_MEASUREMENT\_METHOD\_ProgrammerManual^MDC|||F  
OBX|201|CWE|722368^MDC\_IDC\_MSMT\_LEADCHNL\_RA\_PACING\_THRESHOLD\_POLARITY^MDC||754305  
^MDC\_IDC\_ENUM\_POLARITY\_UNI^MDC|||F  
OBX|202|CWE|722369^MDC\_IDC\_MSMT\_LEADCHNL\_RV\_PACING\_THRESHOLD\_POLARITY^MDC||754306  
^MDC\_IDC\_ENUM\_POLARITY\_BI^MDC|||F  
OBX|203|CWE|722371^MDC\_IDC\_MSMT\_LEADCHNL\_LV\_PACING\_THRESHOLD\_POLARITY^MDC||754306  
^MDC\_IDC\_ENUM\_POLARITY\_BI^MDC|||F  
OBX|204|NM|722432^MDC\_IDC\_MSMT\_LEADCHNL\_RA\_IMPEDANCE\_VALUE  
^MDC||200|ohms||<|||F|||20121211  
OBX|205|NM|722433^MDC\_IDC\_MSMT\_LEADCHNL\_RV\_IMPEDANCE\_VALUE  
^MDC||2000|ohms||>|||F|||20121211  
OBX|206|NM|722435^MDC\_IDC\_MSMT\_LEADCHNL\_LV\_IMPEDANCE\_VALUE  
^MDC||201|ohms|||F|||20121209  
OBX|207|CWE|722496^MDC\_IDC\_MSMT\_LEADCHNL\_RA\_IMPEDANCE\_POLARITY^MDC||754305  
^MDC\_IDC\_ENUM\_POLARITY\_UNI^MDC|||F  
OBX|208|CWE|722497^MDC\_IDC\_MSMT\_LEADCHNL\_RV\_IMPEDANCE\_POLARITY^MDC||754305  
^MDC\_IDC\_ENUM\_POLARITY\_UNI^MDC|||F  
OBX|209|CWE|722499^MDC\_IDC\_MSMT\_LEADCHNL\_LV\_IMPEDANCE\_POLARITY^MDC||754306  
^MDC\_IDC\_ENUM\_POLARITY\_BI^MDC|||F  
OBX|210|DTM|722560^MDC\_IDC\_MSMT\_LEADHVCHNL\_DTM\_START^MDC||1|20121109|||F  
OBX|211|NM|722624^MDC\_IDC\_MSMT\_LEADHVCHNL\_IMPEDANCE^MDC||1|ohms|NAV|||F  
OBX|212|CWE|722688^MDC\_IDC\_MSMT\_LEADHVCHNL\_MEASUREMENT\_TYPE  
^MDC||1|754433^MDC\_IDC\_ENUM\_HVCHNL\_MEASUREMENT\_TYPE\_LowVoltage^MDC|||F  
OBX|213|CWE|722752^MDC\_IDC\_MSMT\_LEADHVCHNL\_STATUS^MDC||1|754241  
^MDC\_IDC\_ENUM\_CHANNEL\_STATUS\_CheckLead^MDC|||F  
OBX|214|NM|729344^MDC\_IDC\_SET CRT\_LVRV\_DELAY^MDC||-100|ms|||F  
OBX|215|CWE|729408^MDC\_IDC\_SET CRT\_PACED\_CHAMBERS^MDC||755265  
^MDC\_IDC\_ENUM\_CRT\_PACED\_CHAMBERS\_RV\_Only^MDC|||F  
OBX|216|NM|729536^MDC\_IDC\_SET\_LEADCHNL\_RA\_SENSING\_SENSITIVITY^MDC||0.5|mV|||F  
OBX|217|NM|729537^MDC\_IDC\_SET\_LEADCHNL\_RV\_SENSING\_SENSITIVITY^MDC||0.9|mV|||F

```

OBX|218|NM|729539^MDC_IDC_SET_LEADCHNL_LV_SENSING_SENSITIVITY^MDC||1.0|mV||||F
OBX|219|CWE|729600^MDC_IDC_SET_LEADCHNL_RA_SENSING_POLARITY^MDC||||OFF|||F
OBX|220|CWE|729601^MDC_IDC_SET_LEADCHNL_RV_SENSING_POLARITY^MDC||754305
^MDC_IDC_ENUM_POLARITY_UNI^MDC|||||F
OBX|221|CWE|729676^MDC_IDC_SET_LEADCHNL_LV_SENSING_ANODE_LOCATION^MDC||754498
^MDC_IDC_ENUM_ELECTRODE_LOCATION_RV^MDC|||||F
OBX|222|CWE|729740^MDC_IDC_SET_LEADCHNL_LV_SENSING_ANODE_ELECTRODE^MDC||||OFF|||F
OBX|223|CWE|729804^MDC_IDC_SET_LEADCHNL_LV_SENSING_CATHODE_LOCATION^MDC||||OFF|||F
OBX|224|CWE|729868^MDC_IDC_SET_LEADCHNL_LV_SENSING_CATHODE_ELECTRODE
^MDC||754561^MDC_IDC_ENUM_ELECTRODE_NAME_Tip^MDC|||||F
OBX|225|CWE|729920^MDC_IDC_SET_LEADCHNL_RA_SENSING_ADAPTATION_MODE^MDC||754625
^MDC_IDC_ENUM_SENSING_ADAPTATION_MODE_AdaptiveSensing^MDC|||||F
OBX|226|CWE|729921^MDC_IDC_SET_LEADCHNL_RV_SENSING_ADAPTATION_MODE^MDC||754625
^MDC_IDC_ENUM_SENSING_ADAPTATION_MODE_AdaptiveSensing^MDC|||||F
OBX|227|CWE|729923^MDC_IDC_SET_LEADCHNL_LV_SENSING_ADAPTATION_MODE^MDC||754626
^MDC_IDC_ENUM_SENSING_ADAPTATION_MODE_FixedSensing^MDC|||||F
OBX|228|NM|729984^MDC_IDC_SET_LEADCHNL_RA_PACING_AMPLITUDE^MDC||5.1|V||||F
OBX|229|NM|729985^MDC_IDC_SET_LEADCHNL_RV_PACING_AMPLITUDE^MDC||5.0|V||||F
OBX|230|NM|729987^MDC_IDC_SET_LEADCHNL_LV_PACING_AMPLITUDE^MDC||2.8|V||||F
OBX|231|NM|730048^MDC_IDC_SET_LEADCHNL_RA_PACING_PULSEWIDTH^MDC||100.0|ms||||F
OBX|232|NM|730049^MDC_IDC_SET_LEADCHNL_RV_PACING_PULSEWIDTH^MDC||200.0|ms||||F
OBX|233|NM|730051^MDC_IDC_SET_LEADCHNL_LV_PACING_PULSEWIDTH^MDC||300.0|ms||||F
OBX|234|CWE|730112^MDC_IDC_SET_LEADCHNL_RA_PACING_POLARITY^MDC||754305
^MDC_IDC_ENUM_POLARITY_UNI^MDC|||||F
OBX|235|CWE|730113^MDC_IDC_SET_LEADCHNL_RV_PACING_POLARITY^MDC||754305
^MDC_IDC_ENUM_POLARITY_UNI^MDC|||||F
OBX|236|CWE|730188^MDC_IDC_SET_LEADCHNL_LV_PACING_ANODE_LOCATION^MDC||754498
^MDC_IDC_ENUM_ELECTRODE_LOCATION_RV^MDC|||||F
OBX|237|CWE|730252^MDC_IDC_SET_LEADCHNL_LV_PACING_ANODE_ELECTRODE^MDC||754564
^MDC_IDC_ENUM_ELECTRODE_NAME_Ring2^MDC|||||F
OBX|238|CWE|730316^MDC_IDC_SET_LEADCHNL_LV_PACING_CATHODE_LOCATION^MDC||754500
^MDC_IDC_ENUM_ELECTRODE_LOCATION_LV^MDC|||||F
OBX|239|CWE|730380^MDC_IDC_SET_LEADCHNL_LV_PACING_CATHODE_ELECTRODE^MDC||754566
^MDC_IDC_ENUM_ELECTRODE_NAME_Ring4^MDC|||||F
OBX|240|CWE|730432^MDC_IDC_SET_LEADCHNL_RA_PACING_CAPTURE_MODE^MDC||754690
^MDC_IDC_ENUM_PACING_CAPTURE_MODE_FixedPacing^MDC|||||F
OBX|241|CWE|730433^MDC_IDC_SET_LEADCHNL_RV_PACING_CAPTURE_MODE^MDC||754691
^MDC_IDC_ENUM_PACING_CAPTURE_MODE_MonitorCapture^MDC|||||F
OBX|242|CWE|730435^MDC_IDC_SET_LEADCHNL_LV_PACING_CAPTURE_MODE^MDC||754690
^MDC_IDC_ENUM_PACING_CAPTURE_MODE_FixedPacing^MDC|||||F
OBX|243|CWE|730752^MDC_IDC_SET_BRADY_MODE^MDC||754760^MDC_IDC_ENUM_BRADY_MODE_DDD
^MDC|||||F
OBX|244|NM|730880^MDC_IDC_SET_BRADY_LOWRATE^MDC||100|{beats}/min||||F
OBX|245|ST|731072^MDC_IDC_SET_BRADY_SENSOR_TYPE^MDC||Accelerometer + MV||||F
OBX|246|NM|731136^MDC_IDC_SET_BRADY_MAX_TRACKING_RATE^MDC||130|{beats}/min||||F
OBX|247|NM|731200^MDC_IDC_SET_BRADY_MAX_SENSOR_RATE^MDC||180|{beats}/min||||F
OBX|248|NM|731265^MDC_IDC_SET_BRADY_SAV_DELAY_HIGH^MDC||102|ms||||F
OBX|249|NM|731266^MDC_IDC_SET_BRADY_SAV_DELAY_LOW^MDC||101|ms||||F
OBX|250|NM|731329^MDC_IDC_SET_BRADY_PAV_DELAY_HIGH^MDC||104|ms||||F
OBX|251|NM|731330^MDC_IDC_SET_BRADY_PAV_DELAY_LOW^MDC||103|ms||||F
OBX|252|CWE|731392^MDC_IDC_SET_BRADY_AT_MODE_SWITCH_MODE^MDC||754763
^MDC_IDC_ENUM_BRADY_MODE_DDIR^MDC|||||F
OBX|253|NM|731456^MDC_IDC_SET_BRADY_AT_MODE_SWITCH_RATE^MDC||130|{beats}/min||||F
OBX|254|CWE|731520^MDC_IDC_SET_TACHYTHERAPY_VSTAT^MDC||754817
^MDC_IDC_ENUM_THERAPY_STATUS_On^MDC|||||F
OBX|255|CWE|731648^MDC_IDC_SET_ZONE_TYPE^MDC|1|754945^MDC_IDC_ENUM_ZONE_TYPE_Zone_VF
^MDC|||||F
OBX|256|CWE|731712^MDC_IDC_SET_ZONE_VENDOR_TYPE^MDC|1|771139
^MDC_IDC_ENUM_ZONE_VENDOR_TYPE_BSX-Zone_VF^MDC|||||F

```



OBX|257|CWE|731776^MDC\_IDC\_SET\_ZONE\_STATUS^MDC|1|755009  
^MDC\_IDC\_ENUM\_ZONE\_STATUS\_Active^MDC|||||F  
OBX|258|NM|731840^MDC\_IDC\_SET\_ZONE\_DETECTION\_INTERVAL^MDC|1|462|ms|||||F  
OBX|259|CWE|732097^MDC\_IDC\_SET\_ZONE\_TYPE\_ATP\_1^MDC|1|755073  
^MDC\_IDC\_ENUM\_ATP\_TYPE\_Burst^MDC|||||F  
OBX|260|NM|732161^MDC\_IDC\_SET\_ZONE\_NUM\_ATP\_SEQS\_1^MDC|1|1|||||F  
OBX|261|NM|732225^MDC\_IDC\_SET\_ZONE\_SHOCK\_ENERGY\_1^MDC|1|21.1|J|||||F  
OBX|262|NM|732289^MDC\_IDC\_SET\_ZONE\_NUM\_SHOCKS\_1^MDC|1|1|||||F  
OBX|263|NM|732226^MDC\_IDC\_SET\_ZONE\_SHOCK\_ENERGY\_2^MDC|1|31.1|J|||||F  
OBX|264|NM|732290^MDC\_IDC\_SET\_ZONE\_NUM\_SHOCKS\_2^MDC|1|1|||||F  
OBX|265|NM|732227^MDC\_IDC\_SET\_ZONE\_SHOCK\_ENERGY\_3^MDC|1|41.1|J|||||F  
OBX|266|NM|732291^MDC\_IDC\_SET\_ZONE\_NUM\_SHOCKS\_3^MDC|1|6|||||F  
OBX|267|CWE|731648^MDC\_IDC\_SET\_ZONE\_TYPE^MDC|2|754946^MDC\_IDC\_ENUM\_ZONE\_TYPE\_Zone\_VT  
^MDC|||||F  
OBX|268|CWE|731712^MDC\_IDC\_SET\_ZONE\_VENDOR\_TYPE^MDC|2|771137  
^MDC\_IDC\_ENUM\_ZONE\_VENDOR\_TYPE\_BSX-Zone\_VT^MDC|||||F  
OBX|269|CWE|731776^MDC\_IDC\_SET\_ZONE\_STATUS^MDC|2|755009  
^MDC\_IDC\_ENUM\_ZONE\_STATUS\_Active^MDC|||||F  
OBX|270|NM|731840^MDC\_IDC\_SET\_ZONE\_DETECTION\_INTERVAL^MDC|2|463|ms|||||F  
OBX|271|CWE|732097^MDC\_IDC\_SET\_ZONE\_TYPE\_ATP\_1^MDC|2|755073  
^MDC\_IDC\_ENUM\_ATP\_TYPE\_Burst^MDC|||||F  
OBX|272|NM|732161^MDC\_IDC\_SET\_ZONE\_NUM\_ATP\_SEQS\_1^MDC|2|2|||||F  
OBX|273|CWE|732098^MDC\_IDC\_SET\_ZONE\_TYPE\_ATP\_2^MDC|2|755074  
^MDC\_IDC\_ENUM\_ATP\_TYPE\_Ramp^MDC|||||F  
OBX|274|NM|732162^MDC\_IDC\_SET\_ZONE\_NUM\_ATP\_SEQS\_2^MDC|2|3|||||F  
OBX|275|NM|732225^MDC\_IDC\_SET\_ZONE\_SHOCK\_ENERGY\_1^MDC|2|22.2|J|||||F  
OBX|276|NM|732289^MDC\_IDC\_SET\_ZONE\_NUM\_SHOCKS\_1^MDC|2|1|||||F  
OBX|277|NM|732226^MDC\_IDC\_SET\_ZONE\_SHOCK\_ENERGY\_2^MDC|2|32.2|J|||||F  
OBX|278|NM|732290^MDC\_IDC\_SET\_ZONE\_NUM\_SHOCKS\_2^MDC|2|1|||||F  
OBX|279|NM|732227^MDC\_IDC\_SET\_ZONE\_SHOCK\_ENERGY\_3^MDC|2|42.2|J|||||F  
OBX|280|NM|732291^MDC\_IDC\_SET\_ZONE\_NUM\_SHOCKS\_3^MDC|2|3|||||F  
OBX|281|CWE|731648^MDC\_IDC\_SET\_ZONE\_TYPE^MDC|3|754946^MDC\_IDC\_ENUM\_ZONE\_TYPE\_Zone\_VT  
^MDC|||||F  
OBX|282|CWE|731712^MDC\_IDC\_SET\_ZONE\_VENDOR\_TYPE^MDC|3|771138  
^MDC\_IDC\_ENUM\_ZONE\_VENDOR\_TYPE\_BSX-Zone\_VT-1^MDC|||||F  
OBX|283|CWE|731776^MDC\_IDC\_SET\_ZONE\_STATUS^MDC|3|755009  
^MDC\_IDC\_ENUM\_ZONE\_STATUS\_Active^MDC|||||F  
OBX|284|NM|731840^MDC\_IDC\_SET\_ZONE\_DETECTION\_INTERVAL^MDC|3|465|ms|||||F  
OBX|285|CWE|732097^MDC\_IDC\_SET\_ZONE\_TYPE\_ATP\_1^MDC|3|755074  
^MDC\_IDC\_ENUM\_ATP\_TYPE\_Ramp^MDC|||||F  
OBX|286|NM|732161^MDC\_IDC\_SET\_ZONE\_NUM\_ATP\_SEQS\_1^MDC|3|4|||||F  
OBX|287|CWE|732098^MDC\_IDC\_SET\_ZONE\_TYPE\_ATP\_2^MDC|3|755076  
^MDC\_IDC\_ENUM\_ATP\_TYPE\_RampScan^MDC|||||F  
OBX|288|NM|732162^MDC\_IDC\_SET\_ZONE\_NUM\_ATP\_SEQS\_2^MDC|3|5|||||F  
OBX|289|NM|732225^MDC\_IDC\_SET\_ZONE\_SHOCK\_ENERGY\_1^MDC|3|23.2|J|||||F  
OBX|290|NM|732289^MDC\_IDC\_SET\_ZONE\_NUM\_SHOCKS\_1^MDC|3|1|||||F  
OBX|291|NM|732226^MDC\_IDC\_SET\_ZONE\_SHOCK\_ENERGY\_2^MDC|3|33.2|J|||||F  
OBX|292|NM|732290^MDC\_IDC\_SET\_ZONE\_NUM\_SHOCKS\_2^MDC|3|1|||||F  
OBX|293|NM|732227^MDC\_IDC\_SET\_ZONE\_SHOCK\_ENERGY\_3^MDC|3|43.2|J|||||F  
OBX|294|NM|732291^MDC\_IDC\_SET\_ZONE\_NUM\_SHOCKS\_3^MDC|3|2|||||F  
OBX|295|DTM|737489^MDC\_IDC\_STAT\_DTM\_START^MDC||20120522|||||F  
OBX|296|DTM|737490^MDC\_IDC\_STAT\_DTM\_END^MDC||20120522|||||F  
OBX|297|DTM|737505^MDC\_IDC\_STAT\_BRADY\_DTM\_START^MDC||20120522|||||F  
OBX|298|DTM|737506^MDC\_IDC\_STAT\_BRADY\_DTM\_END^MDC||20120522|||||F  
OBX|299|NM|737520^MDC\_IDC\_STAT\_BRADY\_RA\_PERCENT\_PACED^MDC||0|%|||||F  
OBX|300|NM|737536^MDC\_IDC\_STAT\_BRADY\_RV\_PERCENT\_PACED^MDC||0|%|||||F  
OBX|301|DTM|737777^MDC\_IDC\_STAT\_CRT\_DTM\_START^MDC||20120522|||||F  
OBX|302|DTM|737778^MDC\_IDC\_STAT\_CRT\_DTM\_END^MDC||20120522|||||F  
OBX|303|NM|737792^MDC\_IDC\_STAT\_CRT\_LV\_PERCENT\_PACED^MDC||0|%|||||F

OBX|304|CWE|737952^MDC\_IDC\_STAT\_EPISODE\_TYPE^MDC|1|754882  
^MDC\_IDC\_ENUM\_EPISODE\_TYPE\_Epis\_VT^MDC|||||F  
OBX|305|CWE|737984^MDC\_IDC\_STAT\_EPISODE\_VENDOR\_TYPE^MDC|1|771077  
^MDC\_IDC\_ENUM\_EPISODE\_VENDOR\_TYPE\_BSX-Epis\_NSVT^MDC|||||F  
OBX|306|NM|738000^MDC\_IDC\_STAT\_EPISODE\_RECENT\_COUNT^MDC|1|0|||||F  
OBX|307|DTM|738017^MDC\_IDC\_STAT\_EPISODE\_RECENT\_COUNT\_DTM\_START^MDC|1|20120522|||||F  
OBX|308|DTM|738018^MDC\_IDC\_STAT\_EPISODE\_RECENT\_COUNT\_DTM\_END^MDC|1|20120522|||||F  
OBX|309|CWE|737952^MDC\_IDC\_STAT\_EPISODE\_TYPE^MDC|1|754882  
^MDC\_IDC\_ENUM\_EPISODE\_TYPE\_Epis\_VT^MDC|||||F  
OBX|310|CWE|737984^MDC\_IDC\_STAT\_EPISODE\_VENDOR\_TYPE^MDC|1|||||F  
OBX|311|NM|738000^MDC\_IDC\_STAT\_EPISODE\_RECENT\_COUNT^MDC|1|0|||||F  
OBX|312|DTM|738017^MDC\_IDC\_STAT\_EPISODE\_RECENT\_COUNT\_DTM\_START^MDC|1|20120522|||||F  
OBX|313|DTM|738018^MDC\_IDC\_STAT\_EPISODE\_RECENT\_COUNT\_DTM\_END^MDC|1|20120522|||||F  
OBX|314|CWE|737952^MDC\_IDC\_STAT\_EPISODE\_TYPE^MDC|2|754884  
^MDC\_IDC\_ENUM\_EPISODE\_TYPE\_Epis\_SVT^MDC|||||F  
OBX|315|CWE|737984^MDC\_IDC\_STAT\_EPISODE\_VENDOR\_TYPE^MDC|2|771076  
MDC\_IDC\_ENUM\_EPISODE\_VENDOR\_TYPE\_BSX-Epis\_SVT^MDC|||||F  
OBX|316|NM|738000^MDC\_IDC\_STAT\_EPISODE\_RECENT\_COUNT^MDC|2|0|||||F  
OBX|317|DTM|738017^MDC\_IDC\_STAT\_EPISODE\_RECENT\_COUNT\_DTM\_START^MDC|2|20120522|||||F  
OBX|318|DTM|738018^MDC\_IDC\_STAT\_EPISODE\_RECENT\_COUNT\_DTM\_END^MDC|2|20120522|||||F  
OBX|319|CWE|737952^MDC\_IDC\_STAT\_EPISODE\_TYPE^MDC|4|754883  
^MDC\_IDC\_ENUM\_EPISODE\_TYPE\_Epis\_ATAF^MDC|||||F  
OBX|320|CWE|737984^MDC\_IDC\_STAT\_EPISODE\_VENDOR\_TYPE^MDC|4|771078  
^MDC\_IDC\_ENUM\_EPISODE\_VENDOR\_TYPE\_BSX-Epis\_ATR^MDC|||||F  
OBX|321|NM|738000^MDC\_IDC\_STAT\_EPISODE\_RECENT\_COUNT^MDC|4|0|||||F  
OBX|322|DTM|738017^MDC\_IDC\_STAT\_EPISODE\_RECENT\_COUNT\_DTM\_START^MDC|4|20120522|||||F  
OBX|323|DTM|738018^MDC\_IDC\_STAT\_EPISODE\_RECENT\_COUNT\_DTM\_END^MDC|4|20120522|||||F  
OBX|324|CWE|737952^MDC\_IDC\_STAT\_EPISODE\_TYPE^MDC|5|754888  
^MDC\_IDC\_ENUM\_EPISODE\_TYPE\_Epis\_Other^MDC|||||F  
OBX|325|CWE|737984^MDC\_IDC\_STAT\_EPISODE\_VENDOR\_TYPE^MDC|5|||||F  
OBX|326|NM|738000^MDC\_IDC\_STAT\_EPISODE\_RECENT\_COUNT^MDC|5|0|||||F  
OBX|327|DTM|738017^MDC\_IDC\_STAT\_EPISODE\_RECENT\_COUNT\_DTM\_START^MDC|5|20120522|||||F  
OBX|328|DTM|738018^MDC\_IDC\_STAT\_EPISODE\_RECENT\_COUNT\_DTM\_END^MDC|5|20120522|||||F  
OBX|329|CWE|737952^MDC\_IDC\_STAT\_EPISODE\_TYPE^MDC|6|754881  
^MDC\_IDC\_ENUM\_EPISODE\_TYPE\_Epis\_VF^MDC|||||F  
OBX|330|CWE|737984^MDC\_IDC\_STAT\_EPISODE\_VENDOR\_TYPE^MDC|6|771073  
^MDC\_IDC\_ENUM\_EPISODE\_VENDOR\_TYPE\_BSX-Epis\_VF^MDC|||||F  
OBX|331|NM|738000^MDC\_IDC\_STAT\_EPISODE\_RECENT\_COUNT^MDC|6|1|||||F  
OBX|332|DTM|738017^MDC\_IDC\_STAT\_EPISODE\_RECENT\_COUNT\_DTM\_START^MDC|6|20120522|||||F  
OBX|333|DTM|738018^MDC\_IDC\_STAT\_EPISODE\_RECENT\_COUNT\_DTM\_END^MDC|6|20120522|||||F  
OBX|334|CWE|737952^MDC\_IDC\_STAT\_EPISODE\_TYPE^MDC|7|754882  
^MDC\_IDC\_ENUM\_EPISODE\_TYPE\_Epis\_VT^MDC|||||F  
OBX|335|CWE|737984^MDC\_IDC\_STAT\_EPISODE\_VENDOR\_TYPE^MDC|7|771074  
^MDC\_IDC\_ENUM\_EPISODE\_VENDOR\_TYPE\_BSX-Epis\_VF^MDC|||||F  
OBX|336|NM|738000^MDC\_IDC\_STAT\_EPISODE\_RECENT\_COUNT^MDC|7|2|||||F  
OBX|337|DTM|738017^MDC\_IDC\_STAT\_EPISODE\_RECENT\_COUNT\_DTM\_START^MDC|7|20120522|||||F  
OBX|338|DTM|738018^MDC\_IDC\_STAT\_EPISODE\_RECENT\_COUNT\_DTM\_END^MDC|7|20120522|||||F  
OBX|339|CWE|737952^MDC\_IDC\_STAT\_EPISODE\_TYPE^MDC|8|754882  
^MDC\_IDC\_ENUM\_EPISODE\_TYPE\_Epis\_VT^MDC|||||F  
OBX|340|CWE|737984^MDC\_IDC\_STAT\_EPISODE\_VENDOR\_TYPE^MDC|8|771075  
^MDC\_IDC\_ENUM\_EPISODE\_VENDOR\_TYPE\_BSX-Epis\_VT-1^MDC|||||F  
OBX|341|NM|738000^MDC\_IDC\_STAT\_EPISODE\_RECENT\_COUNT^MDC|8|3|||||F  
OBX|342|DTM|738017^MDC\_IDC\_STAT\_EPISODE\_RECENT\_COUNT\_DTM\_START^MDC|8|20120522|||||F  
OBX|343|DTM|738018^MDC\_IDC\_STAT\_EPISODE\_RECENT\_COUNT\_DTM\_END^MDC|8|20120522|||||F  
OBX|344|CWE|737952^MDC\_IDC\_STAT\_EPISODE\_TYPE^MDC|9|754884  
^MDC\_IDC\_ENUM\_EPISODE\_TYPE\_Epis\_Monitor^MDC|||||F  
OBX|345|CWE|737984^MDC\_IDC\_STAT\_EPISODE\_VENDOR\_TYPE^MDC|9|||||F  
OBX|346|NM|738000^MDC\_IDC\_STAT\_EPISODE\_RECENT\_COUNT^MDC|9|4|||||F  
OBX|347|DTM|738017^MDC\_IDC\_STAT\_EPISODE\_RECENT\_COUNT\_DTM\_START^MDC|9|20120522|||||F




OBX|348|DTM|738018^MDC\_IDC\_STAT\_EPISODE\_RECENT\_COUNT\_DTM\_END^MDC|9|20120522|||||F

Остаряла версия. Да не се използва.  
Zastaralá verze. Nepoužívat.  
Forældet version. Må ikke anvendes.  
Version überholt. Nicht verwenden.  
Version obsolete. Mην την χρησιμοποιείτε.  
Αεγονud versioon. Ärge kasutage.  
Παλιά έκδοση. Μην την χρησιμοποιείτε.  
Outdated version. Do not use.  
Versión obsoleta. No utilizar.  
Version périmée. Ne pas utiliser.  
Zastarjela verzija. Nemojte upotrebljavati.  
Úreлт útgáfa. Notið ekki.  
Versione obsoleta. Non utilizzare.  
Pasenusi versija. Neizmantot.  
Elavult verzió. Ne használja!  
Dit is een verouderde versie. Niet gebruiken.  
Wersja przeterminowana. Nie używać.  
Versão expiratã. Não utilize.  
Versiune expirată. A nu se utiliza.  
Zastaraná verzia. Nepoužívat.  
Zastarela različica. Ne uporabite.  
Vanhentunut versio. Älä käytä.  
Föråldrad version. Använd ej.  
Güncel olmayan sürüm. Kullanmayın.

Остаряла версия. Да не се използва.  
Zastaralá verze. Nepoužívat.  
Forældet version. Må ikke anvendes.  
Version überholt. Nicht verwenden.  
Version obsolete. Μην την χρησιμοποιείτε.  
Αεγονud versioon. Ärge kasutage.  
Παλιά έκδοση. Μην την χρησιμοποιείτε.  
Outdated version. Do not use.  
Versión obsoleta. No utilizar.  
Version périmée. Ne pas utiliser.  
Zastarjela verzija. Nemojte upotrebljavati.  
Úreлт útγάfa. Notið ekki.  
Versione obsoleta. Non utilizzare.  
Pasenusi versija. Neizmantot.  
Elavult verzió. Ne használja!  
Wersja przeterminowana. Niet gebruiken.  
Versão expiratã. A nu se utiliza.  
Versiune expirată. Skal ikke brukes.  
Zastaraná verzia. Nie używać.  
Zastarela različica. Ne uporabite.  
Vanhentunut versio. Älä käytä.  
Föråldrad version. Använd ej.  
Güncel olmayan sürüm. Kullanmayın.

## SYMBOLS USED ON LABELING

### APPENDIX A

Symbol	Meaning
	Manufacturer
	Authorized Representative in the European Community
	Australian Sponsor Address

Остаряла версия. Да не се използва.  
 Zastaralá verze. Nepoužívat.  
 Forældet version. Må ikke anvendes.  
 Version überholt. Nicht verwenden.  
 Version obsolete. Μην την χρησιμοποιείτε.  
 Παλιά έκδοση. Μην την χρησιμοποιείτε.  
 Outdated version. Do not use.  
 Versión obsoleta. No utilizar.  
 Version périmée. Ne pas utiliser.  
 Zastarjela verzija. Neizmantot.  
 Úrejt útɡáfa. Notið ekki.  
 Versione obsolete. Nemojite upotrebljavati.  
 Zastarjela verzija. Nenaudokite.  
 Úrejt útɡáfa. Notið ekki.  
 Pasenusi versija. Non utilizzare.  
 Elavult verzió. Ne használja!  
 Utdatert versjon. Niet gebruiken.  
 Wersja przeterminowana. Nie używać.  
 Versão obsoleta. Não utilize.  
 Versiune expirată. A nu se utiliza.  
 Zastaraná verzia. Nepoužívat.  
 Zastarela različica. Ne uporabite.  
 Vanhentunut versio. Älä käytä.  
 Föråldrad version. Använd ej.  
 Güncel olmayan sürüm. Kullanmayın.

Остаряла версия. Да не се използва.  
Zastaralá verze. Nepoužívat.  
Forældet version. Må ikke anvendes.  
Version überholt. Nicht verwenden.  
Version obsolete. Μην την χρησιμοποιείτε.  
Παλιά έκδοση. Μην την χρησιμοποιείτε.  
Outdated version. Do not use.  
Version périmée. Ne pas utiliser.  
Zastarjela verzija. Nemojte upotrebljavati.  
Úrejt útgáfa. Notið ekki.  
Versione obsoleta. Non utilizzare.  
Pasenusi versija. Neizmantot.  
Elavult verzió. Ne használja!  
Dit is een verouderde versie. Niet gebruiken.  
Wersja przeterminowana. Nie używać.  
Utdatert versjon. Skal ikke brukes.  
Versão obsoleta. Não utilize.  
Zastaraná verzia. Nepoužívať.  
Zastarela različica. A nu se utiliza.  
Vanhentunut versio. Älä käytä.  
Föråldrad version. Använd ej.  
Güncel olmayan sürüm. Kullanmayın.

Остаряла версия. Да не се използва.  
Zastaralá verze. Nepoužívát.  
Forældet version. Må ikke anvendes.  
Version überholt. Nicht verwenden.  
Aegunud versioón. Myn þyn Χρησιμοποιείτε.  
Παλιά έκδοση. Μην την Χρησιμοποιείτε.  
Outdated version. Do not use.  
Version obsolete. Ne utilizar.  
Zastarjela verzija. Nemojte upotrebljavati.  
Úrelt útgáfa. Notið ekki.  
Versione obsolete. Non utilizzare.  
Zastarjela verzija. Neizmantot.  
Pasenuji versija. Nenaudokite.  
Elavult verzió. Ne használja!  
Dit is een verouderde versie. Niet gebruiken.  
Utdatert versjon. Skal ikke brukes.  
Wersja przeterminowana. Nie używać.  
Versão obsoleta. Não utilize.  
Versione expirată. A nu se utiliza.  
Zastaraná verzia. Nepoužívát.  
Zastarela različica. Ne uporabite.  
Vanhentunut versio. Älä käytä.  
Föråldrad version. Använd ej.  
Güncel olmayan sürüm. Kullanmayın.

**Manufacturer**

Boston Scientific Corporation  
4100 Hamline Avenue North  
St. Paul, MN 55112-5798 USA

**EC REP****Authorized Representative in the European Community**

Guidant Europe NV/SA; Boston Scientific  
Green Square, Lambroekstraat 5D  
1831 Diegem, Belgium

**AUS****Australian Sponsor Address**

Boston Scientific (Australia) Pty Ltd  
PO Box 332  
BOTANY NSW 1455 Australia  
Free Phone 1 800 676 133  
Free Fax 1 800 836 666

Cardiac Pacemakers Incorporated  
4100 Hamline Avenue North  
St. Paul, MN 55112-5798 USA

[www.bostonscientific.com](http://www.bostonscientific.com)

1.800.CARDIAC (227.3422)

+1.651.582.4000

© 2019 Boston Scientific Corporation or its affiliates.

All rights reserved.

92290289-001 EN Global 2019-11

