

LATITUDE INTEGRATION IDCO AND HL7 SPECIFICATIONS

**LATITUDE™ NXT**

LATITUDE NXT Patient Management System

Остаряла версия. Да не се използва.  
Zastaralá verze. Nepoužívat.  
Forældet version. Må ikke anvendes.  
Version überholt. Nicht verwenden.  
Version obsolete. Ärge kasutada.  
Παλιά έκδοση. Μην την χρησιμοποιήσετε.  
Outdated version. Do not use.  
Versión obsoleta. No utilizar.  
Version périmée. Ne pas utiliser.  
Zastarjela verzija. Nemojte upotrebljavati.  
Úreлт útgáfa. Notið ekki.  
Versione obsolete. Non utilizzare.  
Pasenjela verzija. Neizmantot.  
Elavult verzió. Ne használja!  
Dit is een verouderde versie. Niet gebruiken.  
Wersja przeterminowana. Nie używać.  
Versão obsoleta. Não utilize.  
Versiune expirată. A nu se utiliza.  
Zastaraná verzia. Nepoužívať.  
Zastarela različica. Ne uporabite.  
Vanhentunut versio. Älä käytä.  
Föråldrad version. Använd ej.  
Güncel olmayan sürüm. Kullanmayın.

Остаряла версия. Да не се използва.  
Zastaralá verze. Nepoužívát.  
Forældet version. Må ikke anvendes.  
Version überholt. Nicht verwenden.  
Aegunud versioón. Myn þyn Χρησιμοποιείτε.  
Παλιά έκδοση. Μην την Χρησιμοποιείτε.  
Outdated version. Do not use.  
Version obsoleta. No utilizar.  
Zastarjela verzija. Nemojte upotrebljavati.  
Úrelt útgáfa. Notið ekki.  
Versione obsoleta. Non utilizzare.  
Pasenusi versija. Neizmantot.  
Elavult verzió. Ne használja!  
Wersja przeterminowana. Niet gebruiken.  
Dit is een verouderde versie. Niet gebruiken.  
Utdatert versjon. Skal ikke brukes.  
Versão obsoleta. Não utilize.  
Zastaraná verzia. Nepoužívát.  
Zastarela različica. A nu se utiliza.  
Vanhentunut versio. Älä käytä.  
Föråldrad version. Använd ej.  
Güncel olmayan sürüm. Kullanmayın.

## OVERVIEW

---

This document contains both IDCO and HL7 sections for Latitude NXT.

**NOTES:** *It is assumed that readers of this document are familiar with HL7 and IDCO terminology, specification syntax, data types, message structures, and semantics for IDCO messages. For more information see:*

- [www.hl7.org](http://www.hl7.org) for HL7 messaging
- [www.ihe.net](http://www.ihe.net) for IDCO messaging
- [http://ihe.net/Technical\\_Framework/index.cfm#pcd](http://ihe.net/Technical_Framework/index.cfm#pcd) for PCD-09 Technical Framework (consists of Vol. 1, 2, and 3)
- <http://standards.ieee.org/findstds/standard/11073-10103-2012.html> for IEEE IDCO nomenclature

The following are trademarks of Boston Scientific Corporation or its affiliates:

LATITUDE, RYTHMIQ.

Остаряла версия. Да не се използва.  
Zastaralá verze. Nepoužívat.  
Forældet version. Må ikke anvendes.  
Version überholt. Nicht verwenden.  
Aegunud versioön. Myn þyn Χρησιμοποιείτε.  
Παλιά έκδοση. Μην την χρησιμοποιείτε.  
Outdated version. Do not use.  
Version obsoleta. No utilizar.  
Zastarjela verzija. Nemojte upotrebljavati.  
Úrelt útgáfa. Notið ekki.  
Versione obsoleta. Non utilizzare.  
Pasenusi versija. Neizmantot.  
Elavult verzió. Ne használja!  
Wersja przeterminowana. Niet gebruiken.  
Dit is een verouderde versie. Niet gebruiken.  
Utdatert versjon. Skal ikke brukes.  
Versão obsoleta. Não utilize.  
Zastaraná verzia. Nepoužívat.  
Zastarela različica. A nu se utiliza.  
Vanhentunut versio. Älä käytä.  
Föråldrad version. Använd ej.  
Güncel olmayan sürüm. Kullanmayın.

# TABLE OF CONTENTS

<b>OVERVIEW</b> .....	<b>1-1</b>
<b>CHAPTER 1</b>	
IDCO Overview.....	1-2
<b>LATITUDE IDCO MESSAGE SPECIFICATION</b> .....	<b>2-1</b>
<b>CHAPTER 2</b>	
Latitude IDCO Message Specification.....	2-2
Segment Structure.....	2-2
MSH Segment Structure.....	2-2
PID Segment Structure.....	2-2
Standard IDCO Patient Identifier (first identifier in the list).....	2-2
Latitude Patient ID (second identifier in the list).....	2-2
PV1 Segment Structure.....	2-3
PV2 Segment Structure.....	2-3
OBR Segment Structure.....	2-3
OBX Segment Structure.....	2-3
Output Parameters.....	2-4
NTE Segment Structure.....	2-4
Reports.....	2-4
Presenting EGM Report.....	2-4
Event Detail Report.....	2-5
Combined Follow-up Report.....	2-5
Arrhythmia Logbook Report.....	2-5
Heart Failure Management Report.....	2-5
Report Names in the Message.....	2-5
Base Terms.....	2-5
<b>CONVERSION OF IMPLANTED DEVICE DATA INTO IDCO MESSAGES</b> .....	<b>3-1</b>
<b>CHAPTER 3</b>	
Battery Status.....	3-2
SET_BRADY_SENSOR_TYPE.....	3-2
Episode Mapping.....	3-2
Counter Mapping.....	3-3
Lead Configuration Mapping.....	3-4
System Limitations.....	3-5
Alert and Warning Definitions.....	3-5
Reports.....	3-6

<b>EXAMPLE IDCO FILES .....</b>	<b>4-1</b>
<b>CHAPTER 4</b>	
Example IDCO Files .....	4-2
Example Message 1 — S-ICD device .....	4-2
Example Message 2 — Other devices (not S-ICD).....	4-4
<b>OVERVIEW .....</b>	<b>5-1</b>
<b>CHAPTER 5</b>	
HL7 Overview .....	5-2
<b>LATITUDE HL7 MESSAGE SPECIFICATION.....</b>	<b>6-1</b>
<b>CHAPTER 6</b>	
Latitude HL7 Message Specification .....	6-2
MSH Segment Structure .....	6-2
PID Segment Structure.....	6-4
NTE Segment Structure.....	6-5
PV1 Segment Structure .....	6-6
PV2 Segment Structure .....	6-6
OBR Segment Structure .....	6-7
Observation Report Group IDs .....	6-8
OBX Segment Structure .....	6-8
ZUx Segment Structure .....	6-9
<b>LATITUDE HL7 TERM DEFINITIONS .....</b>	<b>7-1</b>
<b>CHAPTER 7</b>	
Latitude HL7 Term Definitions .....	7-2
OBX terms used in OBR–1 group (Last interrogation data) .....	7-2
OBX terms used in OBR–2 group (Implant data).....	7-8
OBX terms used in OBR–3 group (Last in-office lead test data).....	7-9
OBX terms used in OBR–4 group (Lead information data).....	7-10
<b>EXAMPLE HL7 FILE.....</b>	<b>8-1</b>
<b>CHAPTER 8</b>	
Example HL7 File.....	8-2
Example Message 1 — S-ICD device .....	8-2
Example Message 2 — Other devices (not S-ICD).....	8-3
<b>SYMBOLS USED ON LABELING.....</b>	<b>A-1</b>
<b>APPENDIX A</b>	

# OVERVIEW

---

## CHAPTER 1

This chapter contains the following topics:

- “IDCO Overview” on page 1-2

Остаряла версия. Да не се използва.  
Zastaralá verze. Nepoužívat.  
Forældet version. Må ikke anvendes.  
Version überholt. Ärge kasutage.  
Aegunud versioon. Mην την χρησιμοποιείτε.  
Παλιά έκδοση. Μην την χρησιμοποιείτε.  
Outdated version. Do not use.  
Version obsolete. Ne utilizar.  
Zastarjela verzija. Nemojte upotrebljavati.  
Version périmée. Ne pas utiliser.  
Úreлт útгáfa. Notið ekki.  
Versione obsolete. Non utilizzare.  
Zastarjela verzija. Neizmantot.  
Úreлт útгáfa. Notið ekki.  
Pasenusi versija. Nenaudokite.  
Elavult verzió. Ne használja!  
Utdatert versjon. Nenaudokite.  
Wersja przeterminowana. Nie używać.  
Versão obsoleta. Não utilize.  
Versione expirată. A nu se utiliza.  
Zastaraná verzia. Nepoužívat.  
Zastarela različica. Ne uporabite.  
Vanhentunut versio. Älä käytä.  
Föråldrad version. Använd ej.  
Güncel olmayan sürüm. Kullanmayın.

## IDCO OVERVIEW

The Boston Scientific LATITUDE remote patient monitoring system creates Implantable Device - Cardiac - Observation (IDCO) messages according to the specifications and definitions published in this document. The messages are compliant to the Integrating the Healthcare Enterprise (IHE) Patient Care Device (PCD) Technical Framework IDCO profile. These messages are used to deliver patient data to electronic medical record (EMR) or clinical information system (CIS) systems.

This document is intended for Boston Scientific (BSC) LATITUDE customers who (1) integrate IDCO messages into an EMR and (2) use EMR or CIS systems to track and manage patient data. The first section of this document ("LATITUDE IDCO Message Specification") is intended primarily for technical personnel involved in message integration, while the second section is primarily intended for the clinician as further clarification of the Boston Scientific version of the data included in the message.

**NOTES:** *It is assumed that readers of this section are familiar with HL7 and IDCO terminology, specification syntax, data types, message structures, and semantics for IDCO messages. For more information see:*

- [www.hl7.org](http://www.hl7.org) for HL7 messaging
- [www.ihe.net](http://www.ihe.net) for IDCO messaging
- [http://ihe.net/Technical\\_Framework/index.cfm#pcd](http://ihe.net/Technical_Framework/index.cfm#pcd) for PCD-09 Technical Framework (consists of Vol. 1, 2, and 3)
- <http://standards.ieee.org/findstds/standard/11073-10103-2012.html> for IEEE IDCO nomenclature



# LATITUDE IDCO MESSAGE SPECIFICATION

---

## CHAPTER 2

This chapter contains the following topics:

- “Latitude IDCO Message Specification” on page 2-2
- “Segment Structure” on page 2-2
- “MSH Segment Structure” on page 2-2
- “PID Segment Structure” on page 2-2
- “PV1 Segment Structure” on page 2-3
- “PV2 Segment Structure” on page 2-3
- “OBR Segment Structure” on page 2-3
- “OBX Segment Structure” on page 2-3
- “Output Parameters” on page 2-4
- “NTE Segment Structure” on page 2-4
- “Reports” on page 2-4
- “Base Terms” on page 2-5

## LATITUDE IDCO MESSAGE SPECIFICATION

The LATITUDE IDCO message is a PCD-09 message per IHE PCD Technical Framework Revision 3.0, October 11th, 2013. Per the technical framework, the message is a standard HL7 v2.6 unsolicited orders and observations message containing observations taken by the implanted device and coded using the ISO/IEEE 11073-10103:2014 IDC nomenclature. This international standard describes a universal model for medical electronic data interoperability.

Values inside quotation marks in the value columns in the tables below indicate hardcoded values that will always appear as shown. Values without quotation marks either indicate an example or a description of the value.

### SEGMENT STRUCTURE

All data sent are per PCD-09. Information included in this section is intended to define the BSC output for IDCO messages. It is not exhaustive and is not intended to further define the IDCO nomenclature.

### MSH SEGMENT STRUCTURE

The MSH segment contains information about the sender and receiver of the message, the type of the message, a time stamp, etc. It is the first segment of the IDCO message.

ELEMENT NAME	SEQ	SUB SEQ	VALUE
Sending application	3		"LATITUDE"
Sending facility	4		"BOSTON SCIENTIFIC"
Receiving facility	6		LATITUDE Clinic Name
Character set	18		"UNICODE UTF-8"

### PID SEGMENT STRUCTURE

The PID segment contains patient identifier information such as name, ID codes, zip code, etc. This information is used for patient matching.

LATITUDE allows clinics to (optionally) add their own Patient ID to the LATITUDE system. The optional patient ID is included in the exported IDCO message. If used, these clinic-defined patient ID appear in the patient identifier list (sequence 3) as text after a tilde (~) character.

#### Standard IDCO Patient Identifier (first identifier in the list)

ELEMENT NAME	SEQ	SUB SEQ	VALUE
Patient Identifier	3		
Assigning Authority	3	4	"BSX"

#### Latitude Patient ID (second identifier in the list)

ELEMENT NAME	SEQ	SUB SEQ	VALUE
Patient Identifier List	3		
ID Number	3	1	LATITUDE Patient ID
Assigning Authority	3	4	LATITUDE Clinic Name
Identifier Type Code	3	5	"U"

**Example:**

```
PID|1|model:N119/serial:123456^^^BSX^U~{LATITUDE Patient ID}
^^^{LATITUDE Clinic Name}^U||PatientLastName^PatientFirstName
^^^^^|19550116|U|...
```

### PV1 SEGMENT STRUCTURE

The PV1 (Patient Visit) segment contains information regarding the patient's attending physician.

ELEMENT NAME	SEQ	SUB SEQ	VALUE
Patient class	2		"R"

### PV2 SEGMENT STRUCTURE

The PV2 (Patient Visit 2) segment contains information regarding the patient's LATITUDE group.

ELEMENT NAME	SEQ	SUB SEQ	VALUE
Organization name (group)	23	1	LATITUDE group name Example: Cardiology
ID number (primary or secondary patient group)		3	1 See note a

a. This value will be "1" if the HL7 file is associated with the primary LATITUDE group, and it will be "2" if it is associated with the secondary LATITUDE group.

### OBR SEGMENT STRUCTURE

OBR segments are the section headers for individual OBX interrogation information segments. They contain data such as timestamps, report identifier, and a unique system-generated identifier.

ELEMENT NAME	SEQ	SUB SEQ	EXAMPLE VALUE
Universal Service Identifier	4		
Identifier		1	754053
Text		2	See note a
Observation date/time #	7		20060429080005+0000 See note b
Result Status	25		"F" See note c

- a. The universal service identifier text will be of the form MDC\_IDCO\_ENUM\_SESS\_TYPE\_{session type} (e.g., MDC\_IDCO\_ENUM\_SESS\_TYPE\_RemoteScheduled).
- b. Observation date/time will be the timestamp for when the implanted device interrogation occurred. The timestamp will be in the time zone that is set up for the patient.
- c. Result status will be "F" (final results).

### OBX SEGMENT STRUCTURE

OBX segments contain data gathered during the most recent device interrogation.

ELEMENT NAME	SEQ	SUB SEQ	VALUE
Observation result status	11		"F" See note a
Date/Time of the Observation	14		20060317170000+0000 See note b

- a. Result status will be "F" (final results).  
b. Date of the measurement will be included if the measurement date differs from the observation date in the OBR.

## OUTPUT PARAMETERS

- Strings will be sent in the language configured for the clinic in LATITUDE.
- Numerical values will always be sent using the dot "." as the radix point (i.e., decimal point).

## NTE SEGMENT STRUCTURE

- S-ICD Devices
  - If the device is in a mode where settings are not relevant (e.g. MRI mode), the first NTE will contain information about the current state of the device. Example:

```
NTE|1||Beeper is currently Disabled.\.br\\.br\The Device is in MRI
Protection Mode\.br\Start time: Sep 04, 2015 00:45 CDT\.br\Scheduled
time-out: Sep 04, 2015 06:45 CDT\.br\After MRI Protection mode is
exited, Therapy will be ON.
```

- If the device is in a mode where settings are relevant, the first NTE will contain settings information in a *label:value* format with each setting separated by a line break (\.br\). Example:

```
NTE|14||Sensing Configuration: Primary\.br\Gain Setting: 2X\.br\
Post Shock Pacing: ON
```

- If there is device status information, all device status will be in the second NTE. Example:

```
NTE|2||Device requires immediate attention.\.br\\.br\Contact Boston
Scientific -BD.\.br\\.br\Americas: 1.800.CARDIAC (227.3422) or
+1.651.582.4000\.br\Europe, Middle East, Africa: +32 2 416 7222\.br\Asia
Pacific: +61 2 8063 8299
```

- All Other Devices
  - If there is an alert, there will be one NTE for each alert.
  - If there is a warning, a warning NTE will precede one or more alert NTEs. A warning NTE will contain one or more warnings in one NTE.

## REPORTS

### Presenting EGM Report

If available in the payload received from the PG, the Presenting EGM Report is attached to the message as a PDF and is associated with the appropriate APMRT episode using the group ID (OBX-4) for the APMRT episode.

## Event Detail Report

If one or more episode is present in an interrogation received from the PG, a PDF of the Event Detail Report is sent for each episode. Each PDF is associated with the appropriate episode (MDC\_IDC\_EPISODE) group using the group ID (OBX-4). In an effort to limit the EMR file size and number of episodes included in the message, an episode may not always have an associated PDF. If the number of episode PDFs is limited, the system will attempt to balance ensuring that PDFs of higher priority and some lower priority episode types will be included. The name of the episode, including the episode ID, will be included in the message (see “Report Names in Message” section in this document for details). Example:

```
OBX|18|CWE|739568^MDC_IDC_EPISODE_TYPE^MDC|2|754883
^MDC_IDC_ENUM_EPISODE_TYPE_Epis_ATAF^MDC|||||F
OBX|19|CWE|739600^MDC_IDC_EPISODE_VENDOR_TYPE^MDC|2|771078
^MDC_IDC_ENUM_EPISODE_VENDOR_TYPE_BSX-Epis_ATR^MDC|||||F
OBX|20|NM|739616^MDC_IDC_EPISODE_ATRIAL_INTERVAL_AT_DETECTION
^MDC|2|247|ms|||||F
OBX|21|NM|739712^MDC_IDC_EPISODE_DURATION^MDC|2|4|s|||||F
OBX|22|ED|18750-0^Cardiac Electrophysiology Report^LN
^^ATR-44 - Event Detail
Report|2|Application^PDF^^Base64^
{base 64 encoded PDF here}|||||F|||201606010918-0500
```

**NOTE:** For the example, please use the same format as the example in section “Report Names in Message”.

## Combined Follow-up Report

A Combined Follow-up Report is attached to the message as a PDF in a separate OBX.

## Arrhythmia Logbook Report

An Arrhythmia Logbook Report is attached to the message as a PDF in a separate OBX.

## Heart Failure Management Report

A Heart Failure Management Report is attached to the message as a PDF in a separate OBX.

## Report Names in the Message

Each OBX segment will include the report name in OBX-3.5. Example:

```
OBX|51|ED|18750-0^Cardiac Electrophysiology Report^LN^^Combined
Follow-up Report||Application^PDF^^Base64^{base 64 encoded PDF here}|...
```

## BASE TERMS

The following table lists nomenclature terms that may be included in a BSC IDCO message.

REFERENCE ID PREPEND MDC_IDC_	Display Name
DEV	Implantable Cardiac Device
_TYPE	Implantable Cardiac Device Type
_MODEL	Implantable Cardiac Device Model
_SERIAL	Implantable Cardiac Device Serial Number
_MFG	Implantable Cardiac Device Manufacturer

_IMPLANT_DT	Implantable Cardiac Device Implant Date
<b>LEAD</b>	<b>Implantable Lead Attributes</b>
_MODEL	Implantable Lead Model
_SERIAL	Implantable Lead Serial Number
_MFG	Implantable Lead Manufacturer
_IMPLANT_DT	Implantable Lead Implant Date
_POLARITY_TYPE	Implantable Lead Polarity Type
_LOCATION	Implantable Lead Location
_LOCATION_DETAIL_1	Implantable Lead Location Detail 1
<b>SESS</b>	<b>Interrogation Session</b>
_DTM	Date Time Interrogation Session
_TYPE	Type Interrogation Session
_CLINIC_NAME	Clinic Name
<b>MSMT</b>	<b>Measurements</b>
<b>_BATTERY</b>	<b>Battery Measurements</b>
_DTM	Battery Date Time of Measurements
_STATUS	Battery Status
_REMAINING_LONGEVITY	Battery Remaining Longevity
_REMAINING_PERCENTAGE	Battery Remaining Percentage
<b>_CAP</b>	<b>Capacitor Measurements</b>
_CHARGE_DTM	Capacitor Last Charge Date Time
_CHARGE_TIME	Capacitor Charge Time
_CHARGE_TYPE	Capacitor Charge Type
_CHARGE_ENERGY	Charge Energy
<b>_LEADCHNL_[CHAMBER]</b>	<b>Lead Channel Measurements</b>
_DTM_[STRTEND]	Lead Channel Measurements Date and Time
_LEAD_CHANNEL_STATUS	Lead Channel Status
<b>_SENSING</b>	<b>Lead Channel Sensing Measurements</b>
_INTR_AMPL_[MMM]	Lead Channel Sensing Intrinsic Amplitude
_POLARITY	Lead Channel Sensing Polarity
<b>_PACING_THRESHOLD</b>	<b>Lead Channel Pacing Threshold Measurements</b>
_AMPLITUDE	Lead Channel Pacing Threshold Amplitude
_PULSEWIDTH	Lead Channel Pacing Threshold Pulse Width

_MEASUREMENT_METHOD	Lead Channel Pacing Threshold Measurement Method
_POLARITY	Lead Channel Pacing Threshold Polarity
<b>_IMPEDANCE</b>	<b>Lead Channel Impedance Measurements</b>
_VALUE	Lead Channel Impedance Value
_POLARITY	Lead Channel Impedance Polarity
<b>_LEADHVCHNL</b>	<b>Lead High Voltage Channel Measurements</b>
_DTM_[STRTEND]	Lead High Voltage Channel Date Time
_IMPEDANCE	Lead High Voltage Channel Impedance
_MEASUREMENT_TYPE	Lead High Voltage Channel Measurement Type
_STATUS	Lead High Voltage Channel Status
<b>SET</b>	<b>Settings</b>
<b>_CRT</b>	<b>CRT Settings</b>
_LVRV_DELAY	CRT LV-RV Delay
_PACED_CHAMBERS	Ventricular chambers paced during CRT pacing
<b>_LEADCHNL_[CHAMBER]</b>	<b>Lead Channel Settings</b>
<b>_SENSING</b>	<b>Lead Channel Settings Sensing</b>
_SENSITIVITY	Lead Channel Setting Sensing Sensitivity
_POLARITY	Lead Channel Setting Sensing Polarity
_ANODE_LOCATION_[1..3]	Lead Channel Setting Sensing Anode Location
_ANODE_ELECTRODE_[1..3]	Lead Channel Setting Sensing Anode Terminal
_CATHODE_LOCATION_[1..3]	Lead Channel Setting Sensing Cathode Location
_CATHODE_ELECTRODE_[1..3]	Lead Channel Setting Sensing Cathode Terminal
_ADAPTATION_MODE	Lead Channel Setting Sensing Adaptation Mode
<b>_PACING</b>	<b>Lead Channel Settings Pacing</b>
_AMPLITUDE	Lead Channel Setting Pacing Amplitude
_PULSEWIDTH	Lead Channel Setting Pacing Pulse Width
_POLARITY	Lead Channel Setting Pacing Polarity
_ANODE_LOCATION_[1..3]	Lead Channel Setting Pacing Anode Location
_ANODE_ELECTRODE_[1..3]	Lead Channel Setting Pacing Anode Terminal
_CATHODE_LOCATION_[1..3]	Lead Channel Setting Pacing Cathode Location
_CATHODE_ELECTRODE_[1..3]	Lead Channel Setting Pacing Cathode Terminal
_CAPTURE_MODE	Lead Channel Setting Pacing Capture Mode
<b>_BRADY</b>	<b>Brady Settings</b>

_MODE	Brady Setting Mode (NBG Code)
_LOWRATE	Brady Setting Lower Rate Limit
_SENSOR_TYPE	Brady Setting Sensor Type
_MAX_TRACKING_RATE	Brady Setting Maximum Tracking Rate
_MAX_SENSOR_RATE	Brady Setting Maximum Sensor Rate
_SAV_DELAY_[HIGHLOW]	Brady Setting SAV Delay
_PAV_DELAY_[HIGHLOW]	Brady Setting PAV Delay
_AT_MODE_SWITCH_MODE	Brady Setting AT Mode Switch Mode
_AT_MODE_SWITCH_RATE	Brady Setting AT Mode Switch Rate
<b>TACHYTHERAPY</b>	<b>Tachy Therapy Settings</b>
VSTAT	Tachy Therapy Setting Ventricular Status
<b>ZONE</b>	<b>Zone Settings</b>
_TYPE	Zone Setting Type Category
_VENDOR_TYPE	Zone Setting Vendor Type Category
_STATUS	Zone Setting Status
_DETECTION_INTERVAL	Zone Setting Detection Interval
_DETECTION_DETAILS	Detection Details
_TYPE_ATP_[1..10]	Zone Setting ATP Type
_NUM_ATP_SEQS_[1..10]	Zone Setting Number of ATP Sequences
_SHOCK_ENERGY_[1..10]	Zone Setting Shock Energy
_NUM_SHOCKS_[1..10]	Zone Setting Number of Shocks
<b>STAT</b>	<b>Statistics</b>
_DTM_[STRTEEND]	Statistic Date Time
<b>_BRADY</b>	<b>Brady Statistics</b>
_DTM_[STRTEEND]	Brady Statistic Date Time
_RA_PERCENT_PACED	Brady Statistic RA Percent Paced
_RV_PERCENT_PACED	Brady Statistic RV Percent Paced
<b>_AT</b>	<b>Atrial Tachy Statistics</b>
_DTM_[STRTEEND]	Atrial Tachy Statistic Date Time
_BURDEN_PERCENT	Atrial Tachy Statistic AT/AF Burden Percent
<b>_CRT</b>	<b>CRT Statistics</b>
_DTM_[STRTEEND]	CRT Statistic Date Time
_LV_PERCENT_PACED	CRT Statistic LV Percent Paced



<b>_TACHYTHERAPY</b>	<b>Tachy Therapy Statistics</b>
_SHOCKS_DELIVERED_RECENT	Recent Shocks Delivered
_RECENT_DTM_[STRTEND]	Recent Date Time
_SHOCKS_DELIVERED_TOTAL	Total Shocks Delivered
_TOTAL_DTM_[STRTEND]	Total Date Time
_SHOCKS_ABORTED_RECENT	Recent Shocks Aborted
_SHOCKS_ABORTED_TOTAL	Total Shocks Aborted
_ATP_DELIVERED_RECENT	Recent ATP Delivered
_ATP_DELIVERED_TOTAL	Total ATP Delivered
<b>_EPISODE</b>	<b>Episode Statistics</b>
_TYPE	Episode Statistic Type Category
_TYPE_INDUCED	Episode Statistic Type Induced
_VENDOR_TYPE	Episode Statistic Vendor Type Category
_RECENT_COUNT	Episode Statistic Recent Count
_RECENT_COUNT_DTM_[STRTEND]	Episode Statistic Recent Date Time
_TOTAL_COUNT	Total Count
_TOTAL_COUNT_DTM_[STRTEND]	Total Date Time
<b>EPISODE</b>	<b>Episode</b>
_ID	Episode Identifier
_DTM	Episode Date Time
_TYPE	Episode Type Category
_TYPE_INDUCED	Episode Type Induced Flag
_VENDOR_TYPE	Episode Vendor Type Category
_ATRIAL_INTERVAL_AT_DETECTION	Episode Detection Interval Atrial
_VENTRICULAR_INTERVAL_AT_DETECTION	Episode Detection Interval Ventricular
_DETECTION_THERAPY_DETAILS	Episode Detection And Therapy Details
_DURATION	Episode Duration

Остаряла версия. Да не се използва.  
Zastaralá verze. Nepoužívat.  
Forældet version. Må ikke anvendes.  
Version überholt. Nicht verwenden.  
Aegunud versioón. Myn þyn Χρησιμοποιείτε.  
Παλιά έκδοση. Μην την Χρησιμοποιείτε.  
Outdated version. Do not use.  
Versión obsoleta. No utilizar.  
Version périmée. Ne pas utiliser.  
Zastarjela verzija. Nemojte upotrebljavati.  
Úreлт útγάfa. Notið ekki.  
Versione obsoleta. Non utilizzare.  
Pasenusi versija. Neizmantot.  
Elavult verzió. Ne használja!  
Wersja przeterminowana. Niet gebruiken.  
Dit is een verouderde versie. Niet gebruiken.  
Utdatert versjon. Skal ikke brukes.  
Wersja przeterminowana. Nie używać.  
Versão expiratã. A nu se utiliza.  
Zastaraná verzia. Nepoužívat.  
Zastarela različica. Ne uporabite.  
Vanhentunut versio. Älä käytä.  
Föråldrad version. Använd ej.  
Güncel olmayan sürüm. Kullanmayın.

## CONVERSION OF IMPLANTED DEVICE DATA INTO IDCO MESSAGES

---

### CHAPTER 3

This chapter contains the following topics:

- “Battery Status” on page 3-2
- “SET\_BRADY\_SENSOR\_TYPE” on page 3-2
- “Episode Mapping” on page 3-2
- “Counter Mapping” on page 3-3
- “Lead Configuration Mapping” on page 3-4
- “System Limitations” on page 3-5
- “Alert and Warning Definitions” on page 3-5
- “Reports” on page 3-6

## BATTERY STATUS

Enumerations for battery parameters map to BSC battery status as follows:

BSC BATTERY STATUS (S-ICD Devices)	BSC BATTERY STATUS (All Other Devices)	IDCO BATTERY STATUS
>10% remaining to ERI	BOL	BOS
<= 10% remaining to ERI	OY	MOS
ERI	ERI	RRT
EOL	EOL	EOS

When an implanted device enters limited telemetry, it's battery status could be either ERI or EOL. Either battery status will result in the same message: ENUM\_BATTERY\_STATUS\_RRT (ERI) in MSMT\_BATTERY\_STATUS with the ERI timestamp in MSMT\_BATTERY\_DTM. This condition applies to limited telemetry only and does not apply to S-ICD devices.

## SET\_BRADY\_SENSOR\_TYPE

The sensor type will be sent as shown in the table below.

VALUE SENT FOR SET_BRADY_SENSOR_TYPE VARIABLE BASED ON IMPLANTED DEVICE SETUP	IMPLANTED DEVICE SETTING
"Accelerometer"	Accelerometer only
"Minute Ventilation"	MV only
"Accelerometer + MV"	Accelerometer and MV

The above values will only be sent if the rate can be driven by the sensor (i.e., not sent if the sensor is in a monitor-only state).

The above values will be sent if the rate can be driven in the normal brady mode or in ATR (i.e., the value is not just reflective of the normal brady mode).

Note that "ATR Only" can be displayed in reports when the ATR mode is a rate-responsive mode, and the normal brady mode is not rate responsive. In that case, the text (e.g., "Accelerometer") will still be sent for the ATR mode. The user can look at the brady mode and ATR mode and determine that the rate response is for ATR only.

## EPISODE MAPPING

Episodes, counters, etc., will be sent relative to the information that is contained in the interrogation. The same information will be sent initially and in a subsequent resend even if there are interrogations in between. Note that the EMR output will not always match what is displayed in the Quick Notes report because Quick Notes display episodes, alerts, and counters since the last reset. Episodes are represented by a combination of normative and vendor-specific types. Some Boston Scientific episode types cannot be uniquely represented in the current IDCO nomenclature.

BSC EPISODE ID	BSC EPISODE TYPE	IDCO NORMATIVE EPISODE TYPE	IDCO VENDOR-SPECIFIC EPISODE TYPE
V-x	VF	VF	BSX-Zone_VF
V-x	VT	VT	BSX-Epis_VT

V-x	VT (V>A)	VT	BSX-Epis_VT
V-x	Tachy	For SSI devices, if the lead is in the: • V – VT • A – AT/AF • Unspecified – VT	See note a
V-x	NonSust	For SSI devices, if the lead is in the: • V – VT • A – AT/AF • Unspecified – VT	If A, blank else BSX-Epis_NSVT
V-x	SVT (V≤A)	SVT	BSX-Zone_SVT
V-x	VT-1	VT	BSX-Epis_VT-1
RMS-x	RMS	Other	BSX-Epis_RMS
RYTHMIQ™-x	RYTHMIQ™	Other	BSX-Epis_RMS
ATR-x	ATR	ATAF	BSX-Epis_ATR
PMT-x	PMT	Other	BSX-Epis_PMT
SBR-x	SBR	Other	See note a
PTM-x	PTM	Patient Activated	BSX-Epis_PTM
V-x	Cmd V	Other	See note a
V-x	NonSustV	VT	BSX-Epis_NSVT
APMRT-x	APM RT	Periodic EGM	BSX-Epis_APMRT
RVAT-x	RV Auto	Other	See note a
RAAT-x	RA Auto	Other	See note a
LVAT-x	LV Auto	Other	See note a
MRI-x	MRI	Other	See note a
<episode number>	Treated	VF	BSX-Zone_VF
<episode number>	Untreated	Other	See note a
<episode number>	AF	ATAF	See note a

a. The vendor-specific episode type OBX will be in the message with a blank observation value.

## COUNTER MAPPING

Some counters are summed before sending in the message. This is because all Boston Scientific counters currently cannot be represented in the IDCO nomenclature: The counter values sent will be since the last reset.

BSC EPISODE COUNTER	IDCO STATISTIC NORMATIVE EPISODE TYPE	IDCO STATISTIC VENDOR-SPECIFIC EPISODE TYPE
Treated	VF	BSX-Epis_VF

Untreated	Other	See note a
VT (V>A)	VT	BSX-Epis_VT
Tachy	VT	BSX-Epis_VT
NonSust	VT	BSX-Epis_NSVT
NonSustV	VT	BSX-Epis_NSVT
SVT (V ≤ A)	SVT	BSX-Epis_SVT
ATR	AT/AF	BSX-Epis_ATR
MRI	Other	See note a
VF	VF	BSX-Epis_VF
VT	VT	BSX-Epis_VT
VT-1	VT	BSX-Epis_VT-1
Cmd	Other	See note a
No Therapy Programmed	Monitor	See note a
Other Untreated	Other	See note a
RMS	Other	BSX-Epis_RMS
RYTHMIQ™	Other	BSX-Epis_RMS
PMT	Other	BSX-Epis_PMT
SBR	Other	See note a
PTM	Patient Activated	BSX-Epis_PTM
APM RT	Periodic EGM	BSX-Epis_APMRT
RA Auto	Other	See note a
RV Auto	Other	See note a
LV Auto	Other	See note a

a. The vendor-specific counter stat OBX will be in the message with a blank observation value.

## LEAD CONFIGURATION MAPPING

The table below shows how IDCO and BSC define multi-electrode leads. This table is not intended as an exhaustive list, but rather includes only enumerations that may not be obvious.

The definitions that BSC use are designed to be consistent with the Programmer Recorder Monitor (PRM) and the LATITUDE website.

BSC ELECTRODE NAME	IDCO ELECTRODE LOCATION	IDCO ELECTRODE NAME
Can	Other	Can
LVTip1	LV	Tip
LVRing2	LV	Ring1

LVRing3	LV	Ring2
LVRing4	LV	Ring3

MDC\_IDC\_ENUM\_ELECTRODE\_LOCATION (pace/sense anode/cathode location) currently does not include an enumeration for the pocket (i.e., can). Location will be sent as "other" and electrode as "can."

A "check lead" status indicates a possible issue with the lead; however, the absence of a "check lead" status does not indicate a properly performing lead. A "check lead" status will be sent if any of the following status indicators are present:

- S-ICD Devices
  - High electrode impedance
- All Other Devices
  - Lead safety switch
  - Impedance out of range
  - Amplitude out of range
  - Low shock impedance
  - High shock impedance
  - High voltage during charge

For MSMT\_LEADCHNL\_[CHAMBER] (i.e., lead channel measurements such as intrinsic amplitude, lead impedance, pacing threshold), only one timestamp range is possible for all measurements (i.e., not one range per measurement) in the current IDCO nomenclature. If the measurement times are different, a timestamp range (i.e., MIN, MAX) will be sent that is inclusive of the time of all the measurements. Further, the values that will be sent will be an IDCO MEAN value per the IDCO nomenclature. However, the values are single measurements and are not mean values over the timestamp range.

## SYSTEM LIMITATIONS

- Tachy-specific and chamber-specific output are as precise as possible. However, in some cases, the importance of sending the data and the fact that IDCO cannot represent certain parameters warrants sending the data anyway. For example, VT-zone information is sent as if brady devices had a VT zone.
- For devices that do not have the automatic pace threshold (Autothreshold feature), the last in-office threshold measurement will be sent.
- Proper reporting of implanted device data and alert notifications by the LATITUDE NXT system depends on the implanted device clock being programmed accurately with a Programmer/Recorder/ Monitor (PRM). Proper reporting may continue to be impacted for some period of time after the implanted device clock is programmed correctly, depending on the amount of data received with inaccurate time information and the time difference of the implanted device clock error.
- Strings will be sent in the language configured for the clinic in LATITUDE.

## ALERT AND WARNING DEFINITIONS

Warning and alert messages are included in the message as notes that may or may not be displayed in an EMR. A warning or alert is included in the message if the data that was uploaded from the PG drove the warning or alert.

## REPORTS

### Presenting EGM Report

If available in the payload received from the PG, the Presenting EGM Report is attached to the message as a PDF and is associated with the appropriate APMRT episode using the group ID (OBX-4) for the APMRT episode.

### Event Detail Report

If one or more episode is present in an interrogation received from the PG, a PDF of the Event Detail Report is attached to the message for each episode. Each PDF is associated with the appropriate episode. An episode will not always have an associated PDF. A limited number of episodes for each episode type will be attached. If the number episodes are limited, the system will attempt to balance ensuring that PDFs of higher priority and some lower priority episode types will be included.

### Combined Follow-up Report

A Combined Follow-up Report is attached to the message as a PDF.

### Arrhythmia Logbook Report

An Arrhythmia Logbook Report is attached to the message as a PDF in a separate OBX.

### Heart Failure Management Report

A Heart Failure Management Report is attached to the message as a PDF in a separate OBX.



## EXAMPLE IDCO FILES

---

### CHAPTER 4

This chapter contains the following topics:

- “Example IDCO Files” on page 4-2
- “Example Message 1 — S-ICD device” on page 4-2
- “Example Message 2 — Other devices (not S-ICD)” on page 4-4

Остаряла версия. Да не се използва.  
Zastaralá verze. Nepoužívat.  
Forældet version. Må ikke anvendes.  
Version überholt. Nicht verwenden.  
Version obsolete. Μην την χρησιμοποιείτε.  
Παλιά έκδοση. Μην την χρησιμοποιείτε.  
Outdated version. Do not use.  
Version obsolete. Ne utilizar.  
Zastarjela verzija. Nemojte upotrebljavati.  
Úreлт útgáfa. Notið ekki.  
Versione obsolete. Non utilizzare.  
Pasenusi versija. Nenaudokite.  
Elavult verzió. Ne használja!  
Dit is een verouderde versie. Niet gebruiken.  
Utdatert versjon. Skal ikke brukes.  
Wersja przeterminowana. Nie używać.  
Versão obsoleta. Não utilize.  
Versiune expirată. A nu se utiliza.  
Zastaraná verzia. Nepoužívať.  
Zastarela različica. Ne uporabite.  
Vanhentunut versio. Älä käytä.  
Föråldrad version. Använd ej.  
Güncel olmayan sürüm. Kullanmayın.

## EXAMPLE IDCO FILES

The following example IDCO files show what LATITUDE IDCO messages might look like. These are only two examples of the many possible outcomes. Data within the example messages is hypothetical, and not all LATITUDE IDCO terms are represented.

### EXAMPLE MESSAGE 1 — S-ICD DEVICE

```
MSH|^~\&|LATITUDE|BOSTON SCIENTIFIC||Test Clinic|201502091852+0000||  
ORU^R01^ORU_R01|1000000134|R|2.6|||||UNICODE UTF-8|en^English||IHE_  
PCD_009^IHE_PCD^1.3.6.1.4.1.19376.1.6.1.9.1^ISO  
PID|1||model:A209/serial:100564^^^BSX^U~PID_001^^^Test Clinic^U||  
Smith^Joe||20150101|U  
PV1||R  
PV2|||||||Test Clinic group^^1  
OBR|1||1000000013|754052^MDC_IDC_ENUM_SESS_TYPE_RemoteDeviceInitiated  
^MDC||201501261012-0600|||||U|||||F  
NTE|1||Sensing Configuration: Alternate.br\Gain Setting: 1X.br\  
Post Shock Pacing: ON  
NTE|2||Jan 26, 2015 10:07 CST - Yellow Alert - Untreated episode.  
NTE|3||Jan 26, 2015 10:04 CST - Yellow Alert - Shock therapy  
delivered to convert arrhythmia (treated episode).  
OBX|1|CWE|720897^MDC_IDC_DEV_TYPE^MDC||753666^MDC_IDC_ENUM_DEV_  
TYPE_IDC^MDC|||||F  
OBX|2|ST|720898^MDC_IDC_DEV_MODEL^MDC||A209|||||F  
OBX|3|ST|720899^MDC_IDC_DEV_SERIAL^MDC||100564|||||F  
OBX|4|CWE|720900^MDC_IDC_DEV_MFG^MDC||753732^MDC_IDC_ENUM_MFG_  
BSX^MDC|||||F  
OBX|5|DTM|720901^MDC_IDC_DEV_IMPLANT_DT^MDC||20150126|||||F  
OBX|6|DTM|721025^MDC_IDC_SESS_DTM^MDC||201501261012-0600|||||F  
OBX|7|CWE|721026^MDC_IDC_SESS_TYPE^MDC||  
754052^MDC_IDC_ENUM_SESS_TYPE_RemoteDeviceInitiated^MDC|||||F  
OBX|8|ST|721033^MDC_IDC_SESS_CLINIC_NAME^MDC||Test Clinic|||||F  
OBX|9|DTM|721216^MDC_IDC_MSMT_BATTERY_DTM^MDC||201501261012-0600  
|||||F  
OBX|10|CWE|721280^MDC_IDC_MSMT_BATTERY_STATUS^MDC||754113^MDC_IDC  
_ENUM_BATTERY_STATUS_BOS^MDC|||||F  
OBX|11|NM|721536^MDC_IDC_MSMT_BATTERY_REMAINING_PERCENTAGE^MDC||98  
|||||F  
OBX|12|ST|739536^MDC_IDC_EPISODE_ID^MDC||1002|||||F  
OBX|13|DTM|739552^MDC_IDC_EPISODE_DTM^MDC||201501261007-0600|||||F  
OBX|14|CWE|739568^MDC_IDC_EPISODE_TYPE^MDC||754888^MDC_IDC_ENUM_  
EPISODE_TYPE_Epis_Other^MDC|||||F  
OBX|15|CWE|739600^MDC_IDC_EPISODE_VENDOR_TYPE^MDC||1|||||F  
OBX|16|CWE|739584^MDC_IDC_EPISODE_TYPE_INDUCED^MDC||755330^MDC_IDC  
_ENUM_EPISODE_TYPE_INDUCED_NO^MDC|||||F  
OBX|17|NM|739712^MDC_IDC_EPISODE_DURATION^MDC||139|s|||||F  
OBX|18|ST|739680^MDC_IDC_EPISODE_DETECTION_THERAPY_DETAILS^MDC||1|  
Untreated Episode|||||F  
OBX|19|ST|739536^MDC_IDC_EPISODE_ID^MDC||2001|||||F  
OBX|20|DTM|739552^MDC_IDC_EPISODE_DTM^MDC||2|201501261004-0600|||||F  
OBX|21|CWE|739568^MDC_IDC_EPISODE_TYPE^MDC||2|754881^MDC_IDC_ENUM_  
EPISODE_TYPE_Epis_VF^MDC|||||F  
OBX|22|CWE|739600^MDC_IDC_EPISODE_VENDOR_TYPE^MDC||2|771073^MDC_IDC_  
ENUM_EPISODE_VENDOR_TYPE_BSX-Epis_VF^MDC|||||F  
OBX|23|CWE|739584^MDC_IDC_EPISODE_TYPE_INDUCED^MDC||2|755330^MDC_IDC_  
ENUM_EPISODE_TYPE_INDUCED_NO^MDC|||||F  
OBX|24|NM|739712^MDC_IDC_EPISODE_DURATION^MDC||2|43|s|||||F  
OBX|25|ST|739680^MDC_IDC_EPISODE_DETECTION_THERAPY_DETAILS^MDC||2|
```

Treated Episode: Shock Impedance=77 Ohms, Final Shock Polarity=REV|||||F  
 OBX|26|CWE|731520^MDC\_IDC\_SET\_TACHYTHERAPY\_VSTAT^MDC||754817^MDC\_IDC\_ENUM\_THERAPY\_STATUS\_On^MDC|||||F  
 OBX|27|CWE|731648^MDC\_IDC\_SET\_ZONE\_TYPE^MDC|1|754945^MDC\_IDC\_ENUM\_ZONE\_TYPE\_Zone\_VF^MDC|||||F  
 OBX|28|CWE|731712^MDC\_IDC\_SET\_ZONE\_VENDOR\_TYPE^MDC|1|771139^MDC\_IDC\_ENUM\_ZONE\_VENDOR\_TYPE\_BSX-Zone\_VF^MDC|||||F  
 OBX|29|CWE|731776^MDC\_IDC\_SET\_ZONE\_STATUS^MDC|1|755009^MDC\_IDC\_ENUM\_ZONE\_STATUS\_Active^MDC|||||F  
 OBX|30|NM|731840^MDC\_IDC\_SET\_ZONE\_DETECTION\_INTERVAL^MDC|1|273|ms|||||F  
 OBX|31|NM|732225^MDC\_IDC\_SET\_ZONE\_SHOCK\_ENERGY\_1^MDC|1|80|J|||||F  
 OBX|32|CWE|731648^MDC\_IDC\_SET\_ZONE\_TYPE^MDC|1|754946^MDC\_IDC\_ENUM\_ZONE\_TYPE\_Zone\_VT^MDC|||||F  
 OBX|33|CWE|731712^MDC\_IDC\_SET\_ZONE\_VENDOR\_TYPE^MDC|2|771137^MDC\_IDC\_ENUM\_ZONE\_VENDOR\_TYPE\_BSX-Zone\_VT^MDC|||||F  
 OBX|34|CWE|731776^MDC\_IDC\_SET\_ZONE\_STATUS^MDC|2|755009^MDC\_IDC\_ENUM\_ZONE\_STATUS\_Active^MDC|||||F  
 OBX|35|NM|731840^MDC\_IDC\_SET\_ZONE\_DETECTION\_INTERVAL^MDC|2|300|ms|||||F  
 OBX|36|ST|732032^MDC\_IDC\_SET\_ZONE\_DETECTION\_DETAILS^MDC|2|SMART Charge: 204.69 s (133 intervals)|||||F  
 OBX|37|NM|732225^MDC\_IDC\_SET\_ZONE\_SHOCK\_ENERGY\_1^MDC|2|80|J|||||F  
 OBX|38|CWE|737952^MDC\_IDC\_STAT\_EPISODE\_TYPE^MDC|1|754888^MDC\_IDC\_ENUM\_EPISODE\_TYPE\_Epis\_Other^MDC|||||F  
 OBX|39|CWE|737984^MDC\_IDC\_STAT\_EPISODE\_VENDOR\_TYPE^MDC|1|||||F  
 OBX|40|NM|738000^MDC\_IDC\_STAT\_EPISODE\_RECENT\_COUNT^MDC|1|1|||||F  
 OBX|41|DTM|738017^MDC\_IDC\_STAT\_EPISODE\_RECENT\_COUNT\_DTM\_START^MDC|1|20150126|||||F  
 OBX|42|DTM|738018^MDC\_IDC\_STAT\_EPISODE\_RECENT\_COUNT\_DTM\_END^MDC|1|20150126|||||F  
 OBX|43|NM|738032^MDC\_IDC\_STAT\_EPISODE\_TOTAL\_COUNT^MDC|1|1|||||F  
 OBX|44|DTM|738049^MDC\_IDC\_STAT\_EPISODE\_TOTAL\_COUNT\_DTM\_START^MDC|1|20150126|||||F  
 OBX|45|DTM|738050^MDC\_IDC\_STAT\_EPISODE\_TOTAL\_COUNT\_DTM\_END^MDC|1|20150126|||||F  
 OBX|46|CWE|737952^MDC\_IDC\_STAT\_EPISODE\_TYPE^MDC|2|754881^MDC\_IDC\_ENUM\_EPISODE\_TYPE\_Epis\_VF^MDC|||||F  
 OBX|47|CWE|737984^MDC\_IDC\_STAT\_EPISODE\_VENDOR\_TYPE^MDC|2|771073^MDC\_IDC\_ENUM\_EPISODE\_VENDOR\_TYPE\_BSX-Epis\_VF^MDC|||||F  
 OBX|48|NM|738000^MDC\_IDC\_STAT\_EPISODE\_RECENT\_COUNT^MDC|2|1|||||F  
 OBX|49|DTM|738017^MDC\_IDC\_STAT\_EPISODE\_RECENT\_COUNT\_DTM\_START^MDC|2|20150126|||||F  
 OBX|50|DTM|738018^MDC\_IDC\_STAT\_EPISODE\_RECENT\_COUNT\_DTM\_END^MDC|2|20150126|||||F  
 OBX|51|NM|738032^MDC\_IDC\_STAT\_EPISODE\_TOTAL\_COUNT^MDC|2|1|||||F  
 OBX|52|DTM|738049^MDC\_IDC\_STAT\_EPISODE\_TOTAL\_COUNT\_DTM\_START^MDC|2|20150126|||||F  
 OBX|53|DTM|738050^MDC\_IDC\_STAT\_EPISODE\_TOTAL\_COUNT\_DTM\_END^MDC|2|20150126|||||F  
 OBX|54|DTM|737937^MDC\_IDC\_STAT\_TACHYTHERAPY\_RECENT\_DTM\_START^MDC||20150126|||||F  
 OBX|55|DTM|737938^MDC\_IDC\_STAT\_TACHYTHERAPY\_RECENT\_DTM\_END^MDC||20150126|||||F  
 OBX|56|NM|737824^MDC\_IDC\_STAT\_TACHYTHERAPY\_SHOCKS\_DELIVERED\_RECENT^MDC||1|||||F  
 OBX|57|DTM|737921^MDC\_IDC\_STAT\_TACHYTHERAPY\_TOTAL\_DTM\_START^MDC||20150126|||||F  
 OBX|58|DTM|737922^MDC\_IDC\_STAT\_TACHYTHERAPY\_TOTAL\_DTM\_END^MDC||20150126|||||F  
 OBX|59|NM|737840^MDC\_IDC\_STAT\_TACHYTHERAPY\_SHOCKS\_DELIVERED\_TOTAL^MDC

```

|||||F
OBX|60|ST|720961^MDC_IDC_LEAD_MODEL^MDC|1|1030|||||F
OBX|61|ST|720962^MDC_IDC_LEAD_SERIAL^MDC|1|A123456|||||F
OBX|62|CWE|720963^MDC_IDC_LEAD_MFG^MDC|1|753732^MDC_IDC_ENUM_MFG_BSX^MDC
|||||F
OBX|63|CWE|720966^MDC_IDC_LEAD_LOCATION^MDC|1|753861^MDC_IDC_ENUM_LEAD_
LOCATION_CHAMBER_
OTHER^MDC|||||F
OBX|64|CWE|720967^MDC_IDC_LEAD_LOCATION_DETAIL_1^MDC|1|753944^MDC_IDC_
ENUM_LEAD_LOCATION_
DETAIL_Subcutaneous^MDC|1|D||||F
OBX|65|ED|18750-0^Cardiac Electrophysiology Report^LN^^Summary Report
||Application^PDF^^Base64^
{encoded PDF here}|||||F|||201501261012-0600
OBX|66|ED|18750-0^Cardiac Electrophysiology Report^LN^^Arrhythmia Logbook
Report||Application^
PDF^^Base64^{encoded PDF here}|||||F|||201501261012-0600
OBX|67|ED|18750-0^Cardiac Electrophysiology Report^LN^^Presenting
S-ECG Report||Application^
PDF^^Base64^{encoded PDF here}|||||F|||201501261012-0600

```

### EXAMPLE MESSAGE 2 — OTHER DEVICES (NOT S-ICD)

```

MSH|^~^&|LATITUDE|BOSTON SCIENTIFIC||TestClinic|201305092136+0000||ORU^R01^ORU_R01
|0|P|2.6|||UNICODE UTF-8|en^English||IHE_PCD_009^IHE_PCD
1.3.6.1.4.1.19376.1.6.1.9.1^ISO
PID|1||model:N119^serial:900141^^^BSX^U||testLastName^testName^^^^^I
^testAuxLName^testAuxFName^^^^^P||19680215|U
PVI|1|R
PV2|||||TestDeviceGroup^1
OBR|1||1000000916|754054^MDC_IDC_ENUM_SESS_TYPE_RemotePatientInitiated
^MDC||201001151330-0500|||||F
NTE|1||Feb 02, 2012 00:00 - Yellow Alert - Atrial Arrhythmia Burden of at least 3.0 hours
in a 24 hour period.
NTE|2||Feb 02, 2012 00:00 - Yellow Alert - Atrial Arrhythmia Burden of at least 3.0 hours
in a 24 hour period between Jan 11, 2010 23:00 and Jan 12, 2010 00:00.
NTE|3||Feb 02, 2012 00:00 - Yellow Alert - Cardiac Resynchronization Therapy pacing of
< 1%. Pacing was 2% between Jan 11, 2010 23:00 and Jan 12, 2010 00:00.
NTE|4||Feb 02, 2012 00:00 - Yellow Alert - Right ventricular pacing of >1%. Pacing was
2% between Jan 11, 2010 23:00 and Jan 12, 2010 00:00.
NTE|5||Feb 02, 2012 00:00 - Yellow Alert - Patient triggered event stored.
NTE|6||Feb 02, 2012 00:00 - Yellow Alert - Weight gain of at least 5 lb. in a week or at
least 2 lb. average over a two or more day period.
NTE|7||Feb 02, 2012 00:00 - Yellow Alert - Weight loss of at least 5 lb. in a week or at
least 2 lb. average over a two or more day period.
NTE|8||Feb 02, 2012 00:00 - Yellow Alert - Explant indicator reached on Jan 12, 2010
00:00. Schedule replacement of this device.
NTE|9||Feb 02, 2012 00:00 - Yellow Alert - Voltage was too low for projected remaining
capacity.
NTE|10||Feb 02, 2012 00:00 - Red Alert - Remote monitoring disabled on Jan 12, 2010 00:00
due to limited battery capacity (Explant indicator reached on Feb 12, 2010 00:00).
NTE|11||Feb 02, 2012 00:00 - Yellow Alert - Therapy history corruption detected.
Previously stored therapy history data has been deleted.
NTE|12||Feb 02, 2012 00:00 - Red Alert - Possible device malfunction (Fault Code 1011).
NTE|13||Feb 02, 2012 00:00 - Red Alert - Possible device malfunction (Fault Code 1007).
NTE|14||Feb 02, 2012 00:00 - Red Alert - Possible device malfunction (Fault Code 1009).
NTE|15||Feb 02, 2012 00:00 - Red Alert - Device is in Safety Mode. For patient protection
the device has been switched to Safety Mode.
NTE|16||Feb 02, 2012 00:00 - Yellow Alert - Right ventricular automatic threshold

```

detected as > programmed amplitude or suspended.

NTE|17||Feb 02, 2012 00:00 - Yellow Alert - Atrial automatic threshold detected as > programmed amplitude or suspended.

NTE|18||Feb 02, 2012 00:00 - Red Alert - Shock lead impedance out of range.

NTE|19||Feb 02, 2012 00:00 - Red Alert - Low shock lead impedance detected when attempting to deliver a shock.

NTE|20||Feb 02, 2012 00:00 - Red Alert - High shock lead impedance detected when attempting to deliver a shock.

NTE|21||Feb 02, 2012 00:00 - Red Alert - High voltage detected on shock lead during charge.

NTE|22||Feb 02, 2012 00:00 - Red Alert - Electrocautery Protection is active.

NTE|23||Feb 02, 2012 00:00 - Yellow Alert - VT Episode occurred (V>A).

NTE|24||Feb 02, 2012 00:00 - Yellow Alert - Device Brady Mode is Off. Brady therapy will not be delivered.

NTE|25||Feb 02, 2012 00:00 - Yellow Alert - Left ventricular pacing lead impedance out of range.

NTE|26||Feb 02, 2012 00:00 - Yellow Alert - Atrial pacing lead impedance out of range.

NTE|27||Feb 02, 2012 00:00 - Yellow Alert - Right ventricular intrinsic amplitude out of range.

NTE|28||Feb 02, 2012 00:00 - Yellow Alert - Intrinsic amplitude out of range.

NTE|29||Feb 02, 2012 00:00 - Yellow Alert - Left ventricular intrinsic amplitude out of range.

NTE|30||Feb 02, 2012 00:00 - Yellow Alert - Atrial intrinsic amplitude out of range.

NTE|31||Feb 02, 2012 00:00 - Red Alert - Right ventricular pacing lead impedance out of range.

NTE|32||Feb 02, 2012 00:00 - Red Alert - Pacing lead impedance out of range.

NTE|33||Feb 02, 2012 00:00 - Yellow Alert - Ventricular shock therapy delivered to convert arrhythmia.

NTE|34||Feb 02, 2012 00:00 - Yellow Alert - Accelerated ventricular arrhythmia episode.

NTE|35||Feb 02, 2012 00:00 - Red Alert - V-Tachy mode set to value other than Monitor + Therapy.

NTE|36||Feb 02, 2012 00:00 - Red Alert - Lead Check notification due to abrupt change in right ventricular pacing lead impedance in the past 7 days.

NTE|37||Feb 02, 2012 00:00 - Red Alert - Lead Check notification due to episode with potential right ventricular non-physiologic signal.

NTE|38||Feb 02, 2012 00:00 - Yellow Alert - Left ventricular automatic threshold detected as > programmed amplitude or suspended.

OBX|1|ST|739536^MDC\_IDC\_EPISODE\_ID^MDC|1|MRI-16|||||F

OBX|2|DTM|739552^MDC\_IDC\_EPISODE\_DTM^MDC|1|200101020304|||||F

OBX|3|CWE|739568^MDC\_IDC\_EPISODE\_TYPE^MDC|1|754888  
 ^MDC\_IDC\_ENUM\_EPISODE\_TYPE\_Epis\_Other^MDC|1||||F

OBX|4|CWE|739600^MDC\_IDC\_EPISODE\_VENDOR\_TYPE^MDC|1|||||F

OBX|5|NM|739712^MDC\_IDC\_EPISODE\_DURATION^MDC|1|100|s|||||F

OBX|6|ST|739680^MDC\_IDC\_EPISODE\_DETECTION\_THERAPY\_DETAILS  
 ^MDC|1|MRI Protection Mode|||C|F

OBX|7|ST|739536^MDC\_IDC\_EPISODE\_ID^MDC|2|LVAT-15|||||F

OBX|8|DTM|739552^MDC\_IDC\_EPISODE\_DTM^MDC|2|200101020304|||||F

OBX|9|CWE|739568^MDC\_IDC\_EPISODE\_TYPE^MDC|2|754888  
 ^MDC\_IDC\_ENUM\_EPISODE\_TYPE\_Epis\_Other^MDC|2||||F

OBX|10|CWE|739600^MDC\_IDC\_EPISODE\_VENDOR\_TYPE^MDC|2|||||F

OBX|11|NM|739712^MDC\_IDC\_EPISODE\_DURATION^MDC|2|100|s|||||F

OBX|12|ST|739680^MDC\_IDC\_EPISODE\_DETECTION\_THERAPY\_DETAILS^MDC|2|LV Auto|||||F

OBX|13|ST|739536^MDC\_IDC\_EPISODE\_ID^MDC|3|RVAT-14|||||F

OBX|14|DTM|739552^MDC\_IDC\_EPISODE\_DTM^MDC|3|200101020304|||||F

OBX|15|CWE|739568^MDC\_IDC\_EPISODE\_TYPE^MDC|3|754888  
 ^MDC\_IDC\_ENUM\_EPISODE\_TYPE\_Epis\_Other^MDC|3|||||F

OBX|16|CWE|739600^MDC\_IDC\_EPISODE\_VENDOR\_TYPE^MDC|3|||||F

OBX|17|NM|739712^MDC\_IDC\_EPISODE\_DURATION^MDC|3|100|s|||||F

OBX|18|ST|739680^MDC\_IDC\_EPISODE\_DETECTION\_THERAPY\_DETAILS^MDC|3|RV Auto|||||F

```

OBX|19|ST|739536^MDC_IDC_EPISODE_ID^MDC|4|APM-13|||||F
OBX|20|DTM|739552^MDC_IDC_EPISODE_DTM^MDC|4|200101020304|||||F
OBX|21|CWE|739568^MDC_IDC_EPISODE_TYPE^MDC|4|754886
^MDC_IDC_ENUM_EPISODE_TYPE_Epis_PeriodicEGM^MDC|||||F
OBX|22|CWE|739600^MDC_IDC_EPISODE_VENDOR_TYPE^MDC|4|771085
^MDC_IDC_ENUM_EPISODE_VENDOR_TYPE_BSX-Epis_APMRT^MDC|||||F
OBX|23|ST|739680^MDC_IDC_EPISODE_DETECTION_THERAPY_DETAILS^MDC|4|Presenting EGM|||||F
OBX|24|ST|739536^MDC_IDC_EPISODE_ID^MDC|5|PTM-12|||||F
OBX|25|DTM|739552^MDC_IDC_EPISODE_DTM^MDC|5|200101020304|||||F
OBX|26|CWE|739568^MDC_IDC_EPISODE_TYPE^MDC|5|754887
^MDC_IDC_ENUM_EPISODE_TYPE_Epis_PatientActivated^MDC|||||F
OBX|27|CWE|739600^MDC_IDC_EPISODE_VENDOR_TYPE^MDC|5|771080
^MDC_IDC_ENUM_EPISODE_VENDOR_TYPE_BSX-Epis_PTM^MDC|||||F
OBX|28|NM|739648^MDC_IDC_EPISODE_VENTRICULAR_INTERVAL_AT_DETECTION
^MDC|5|30000|ms|||||F
OBX|29|NM|739712^MDC_IDC_EPISODE_DURATION^MDC|5|100|s|||||F
OBX|30|ST|739680^MDC_IDC_EPISODE_DETECTION_THERAPY_DETAILS^MDC|5|PTM|||||F
OBX|31|ST|739536^MDC_IDC_EPISODE_ID^MDC|6|RAAT-11|||||F
OBX|32|DTM|739552^MDC_IDC_EPISODE_DTM^MDC|6|200101020304|||||F
OBX|33|CWE|739568^MDC_IDC_EPISODE_TYPE^MDC|6|754888
^MDC_IDC_ENUM_EPISODE_TYPE_Epis_Other^MDC|||||F
OBX|34|CWE|739600^MDC_IDC_EPISODE_VENDOR_TYPE^MDC|6|771084
^MDC_IDC_ENUM_EPISODE_VENDOR_TYPE_BSX-Epis_RMS^MDC|||||F
OBX|35|NM|739712^MDC_IDC_EPISODE_DURATION^MDC|6|100|s|||||F
OBX|36|ST|739680^MDC_IDC_EPISODE_DETECTION_THERAPY_DETAILS^MDC|6|RA Auto|||||F
OBX|37|ST|739536^MDC_IDC_EPISODE_ID^MDC|7|RYTHMIQ-10|||||F
OBX|38|DTM|739552^MDC_IDC_EPISODE_DTM^MDC|7|200101020304|||||F
OBX|39|CWE|739568^MDC_IDC_EPISODE_TYPE^MDC|7|754888
^MDC_IDC_ENUM_EPISODE_TYPE_Epis_Other^MDC|||||F
OBX|40|CWE|739600^MDC_IDC_EPISODE_VENDOR_TYPE^MDC|7|771084
^MDC_IDC_ENUM_EPISODE_VENDOR_TYPE_BSX-Epis_RMS^MDC|||||F
OBX|41|NM|739648
^MDC_IDC_EPISODE_VENTRICULAR_INTERVAL_AT_DETECTION^MDC|7|30000|ms|||||F
OBX|42|NM|739712^MDC_IDC_EPISODE_DURATION^MDC|7|100|s|||||F
OBX|43|ST|739680^MDC_IDC_EPISODE_DETECTION_THERAPY_DETAILS^MDC|7|RYTHMIQ|||||F
OBX|44|ST|739536^MDC_IDC_EPISODE_ID^MDC|8|RMS-9|||||F
OBX|45|DTM|739552^MDC_IDC_EPISODE_DTM^MDC|8|200101020304|||||F
OBX|46|CWE|739568^MDC_IDC_EPISODE_TYPE
^MDC|8|754888^MDC_IDC_ENUM_EPISODE_TYPE_Epis_Other^MDC|||||F
OBX|47|CWE|739600^MDC_IDC_EPISODE_VENDOR_TYPE^MDC|8|771084
^MDC_IDC_ENUM_EPISODE_VENDOR_TYPE_BSX-Epis_RMS^MDC|||||F
OBX|48|NM|739648
^MDC_IDC_EPISODE_VENTRICULAR_INTERVAL_AT_DETECTION^MDC|8|30000|ms|||||F
OBX|49|NM|739712^MDC_IDC_EPISODE_DURATION^MDC|8|100|s|||||F
OBX|50|ST|739680^MDC_IDC_EPISODE_DETECTION_THERAPY_DETAILS^MDC|8|RMS|||||F
OBX|51|ST|739536^MDC_IDC_EPISODE_ID^MDC|9|V-8|||||F
OBX|52|DTM|739552^MDC_IDC_EPISODE_DTM^MDC|9|200101020304|||||F
OBX|53|CWE|739568^MDC_IDC_EPISODE_TYPE
^MDC|9|754881^MDC_IDC_ENUM_EPISODE_TYPE_Epis_VF^MDC|||||F
OBX|54|CWE|739600^MDC_IDC_EPISODE_VENDOR_TYPE
^MDC|9|771073^MDC_IDC_ENUM_EPISODE_VENDOR_TYPE_BSX-Epis_VF^MDC|||||F
OBX|55|CWE|739584^MDC_IDC_EPISODE_TYPE_INDUCED^MDC|9|755329
^MDC_IDC_ENUM_EPISODE_TYPE_INDUCED_YES^MDC|||||F
OBX|56|NM|739648
^MDC_IDC_EPISODE_VENTRICULAR_INTERVAL_AT_DETECTION^MDC|9|30000|ms|||||F
OBX|57|NM|739712^MDC_IDC_EPISODE_DURATION^MDC|9|100|s|||||F
OBX|58|ST|739680
^MDC_IDC_EPISODE_DETECTION_THERAPY_DETAILS^MDC|9|VF ATPx1, 0.1J, 0.2J, 31Jx2|||||F
OBX|59|ST|739536^MDC_IDC_EPISODE_ID^MDC|10|PMT-7|||||F
OBX|60|DTM|739552^MDC_IDC_EPISODE_DTM^MDC|10|200101020304|||||F

```

OBX|61|CWE|739568^MDC\_IDC\_EPISODE\_TYPE^MDC|10|754888  
 ^MDC\_IDC\_ENUM\_EPISODE\_TYPE\_Epis\_Other^MDC|||||F  
 OBX|62|CWE|739600^MDC\_IDC\_EPISODE\_VENDOR\_TYPE^MDC|10|771079  
 ^MDC\_IDC\_ENUM\_EPISODE\_VENDOR\_TYPE\_BSX-Epis\_PMT^MDC|||||F  
 OBX|63|NM|739648^MDC\_IDC\_EPISODE\_VENTRICULAR\_INTERVAL\_AT\_DETECTION  
 ^MDC|10|30000|ms|||||F  
 OBX|64|NM|739712^MDC\_IDC\_EPISODE\_DURATION^MDC|10|100|s|||||F  
 OBX|65|ST|739680^MDC\_IDC\_EPISODE\_DETECTION\_THERAPY\_DETAILS^MDC|10|PMT|||||F  
 OBX|66|ST|739536^MDC\_IDC\_EPISODE\_ID^MDC|11|V-6|||||F  
 OBX|67|DTM|739552^MDC\_IDC\_EPISODE\_DTM^MDC|11|200101020304|||||F  
 OBX|68|CWE|739568^MDC\_IDC\_EPISODE\_TYPE^MDC|11|754882  
 ^MDC\_IDC\_ENUM\_EPISODE\_TYPE\_Epis\_VT^MDC|||||F  
 OBX|69|CWE|739600^MDC\_IDC\_EPISODE\_VENDOR\_TYPE^MDC|11|771075  
 ^MDC\_IDC\_ENUM\_EPISODE\_VENDOR\_TYPE\_BSX-Epis\_VT-1^MDC|||||F  
 OBX|70|CWE|739584^MDC\_IDC\_EPISODE\_TYPE\_INDUCED^MDC|11|755329  
 ^MDC\_IDC\_ENUM\_EPISODE\_TYPE\_INDUCED\_YES^MDC|||||F  
 OBX|71|NM|739648^MDC\_IDC\_EPISODE\_VENTRICULAR\_INTERVAL\_AT\_DETECTION  
 ^MDC|11|30000|ms|||||F  
 OBX|72|NM|739712^MDC\_IDC\_EPISODE\_DURATION^MDC|11|100|s|||||F  
 OBX|73|ST|739680^MDC\_IDC\_EPISODE\_DETECTION\_THERAPY\_DETAILS  
 ^MDC|11|VT-1 ATPx1, 0.1J, 0.2J, 31Jx2|||||F  
 OBX|74|ST|739536^MDC\_IDC\_EPISODE\_ID^MDC|12|ATR-5|||||F  
 OBX|75|DTM|739552^MDC\_IDC\_EPISODE\_DTM^MDC|12|200101020304|||||F  
 OBX|76|CWE|739568^MDC\_IDC\_EPISODE\_TYPE^MDC|12|754883  
 ^MDC\_IDC\_ENUM\_EPISODE\_TYPE\_Epis\_ATAF^MDC|||||F  
 OBX|77|CWE|739600^MDC\_IDC\_EPISODE\_VENDOR\_TYPE^MDC|12|771078  
 ^MDC\_IDC\_ENUM\_EPISODE\_VENDOR\_TYPE\_BSX-Epis\_ATR^MDC|||||F  
 OBX|78|NM|739616^MDC\_IDC\_EPISODE\_ATRIAL\_INTERVAL\_AT\_DETECTION^MDC|12|20000|ms|||||F  
 OBX|79|NM|739712^MDC\_IDC\_EPISODE\_DURATION^MDC|12|100|s|||||F  
 OBX|80|ST|739680^MDC\_IDC\_EPISODE\_DETECTION\_THERAPY\_DETAILS^MDC|12|ATR|||||F  
 OBX|81|ST|739536^MDC\_IDC\_EPISODE\_ID^MDC|13|V-4|||||F  
 OBX|82|DTM|739552^MDC\_IDC\_EPISODE\_DTM^MDC|13|200101020304|||||F  
 OBX|83|CWE|739568^MDC\_IDC\_EPISODE\_TYPE^MDC|13|754882  
 ^MDC\_IDC\_ENUM\_EPISODE\_TYPE\_Epis\_VT^MDC|||||F  
 OBX|84|CWE|739600^MDC\_IDC\_EPISODE\_VENDOR\_TYPE^MDC|13|771077  
 ^MDC\_IDC\_ENUM\_EPISODE\_VENDOR\_TYPE\_BSX-Epis\_NSVT^MDC|||||F  
 OBX|85|CWE|739584^MDC\_IDC\_EPISODE\_TYPE\_INDUCED^MDC|13|755329  
 ^MDC\_IDC\_ENUM\_EPISODE\_TYPE\_INDUCED\_YES^MDC|||||F  
 OBX|86|NM|739648^MDC\_IDC\_EPISODE\_VENTRICULAR\_INTERVAL\_AT\_DETECTION  
 ^MDC|13|30000|ms|||||F  
 OBX|87|NM|739712^MDC\_IDC\_EPISODE\_DURATION^MDC|13|100|s|||||F  
 OBX|88|ST|739680^MDC\_IDC\_EPISODE\_DETECTION\_THERAPY\_DETAILS^MDC|13|NonSustV|||||F  
 OBX|89|ST|739536^MDC\_IDC\_EPISODE\_ID^MDC|14|V-3|||||F  
 OBX|90|DTM|739552^MDC\_IDC\_EPISODE\_DTM^MDC|14|200101020304|||||F  
 OBX|91|CWE|739568^MDC\_IDC\_EPISODE\_TYPE^MDC|14|754882  
 ^MDC\_IDC\_ENUM\_EPISODE\_TYPE\_Epis\_VT^MDC|||||F  
 OBX|92|CWE|739600^MDC\_IDC\_EPISODE\_VENDOR\_TYPE^MDC|14|771074  
 ^MDC\_IDC\_ENUM\_EPISODE\_VENDOR\_TYPE\_BSX-Epis\_VT^MDC|||||F  
 OBX|93|CWE|739584^MDC\_IDC\_EPISODE\_TYPE\_INDUCED^MDC|14|755329  
 ^MDC\_IDC\_ENUM\_EPISODE\_TYPE\_INDUCED\_YES^MDC|||||F  
 OBX|94|NM|739648^MDC\_IDC\_EPISODE\_VENTRICULAR\_INTERVAL\_AT\_DETECTION  
 ^MDC|14|30000|ms|||||F  
 OBX|95|NM|739712^MDC\_IDC\_EPISODE\_DURATION^MDC|14|100|s|||||F  
 OBX|96|ST|739680^MDC\_IDC\_EPISODE\_DETECTION\_THERAPY\_DETAILS  
 ^MDC|14|VT ATPx1, 0.1J, 0.2J, 31Jx2|||||F  
 OBX|97|ST|739536^MDC\_IDC\_EPISODE\_ID^MDC|15|SBR-2|||||F  
 OBX|98|DTM|739552^MDC\_IDC\_EPISODE\_DTM^MDC|15|200101020304|||||F  
 OBX|99|CWE|739568^MDC\_IDC\_EPISODE\_TYPE^MDC|15|754888  
 ^MDC\_IDC\_ENUM\_EPISODE\_TYPE\_Epis\_Other^MDC|||||F

OBX|100|CWE|739600^MDC\_IDC\_EPISODE\_VENDOR\_TYPE^MDC|15|||||F  
OBX|101|NM|739616^MDC\_IDC\_EPISODE\_ATRIAL\_INTERVAL\_AT\_DETECTION^MDC|15|20000|ms|||||F  
OBX|102|NM|739712^MDC\_IDC\_EPISODE\_DURATION^MDC|15|100|s|||||F  
OBX|103|ST|739680^MDC\_IDC\_EPISODE\_DETECTION\_THERAPY\_DETAILS^MDC|15|SBR|||||F  
OBX|104|ST|739536^MDC\_IDC\_EPISODE\_ID^MDC|16|V-1|||||F  
OBX|105|DTM|739552^MDC\_IDC\_EPISODE\_DTM^MDC|16|200101020304|||||F  
OBX|106|CWE|739568^MDC\_IDC\_EPISODE\_TYPE^MDC|16|754888  
^MDC\_IDC\_ENUM\_EPISODE\_TYPE\_Epis\_Other^MDC|||||F  
OBX|107|CWE|739600^MDC\_IDC\_EPISODE\_VENDOR\_TYPE^MDC|16|||||F  
OBX|108|CWE|739584^MDC\_IDC\_EPISODE\_TYPE\_INDUCED^MDC|16|755329  
^MDC\_IDC\_ENUM\_EPISODE\_TYPE\_INDUCED\_YES^MDC|||||F  
OBX|109|NM|739648^MDC\_IDC\_EPISODE\_VENTRICULAR\_INTERVAL\_AT\_DETECTION  
^MDC|16|30000|ms|||||F  
OBX|110|NM|739712^MDC\_IDC\_EPISODE\_DURATION^MDC|16|100|s|||||F  
OBX|111|ST|739680^MDC\_IDC\_EPISODE\_DETECTION\_THERAPY\_DETAILS  
^MDC|16|Cmd V Therapy Delivered|||||F  
OBX|112|ED|18750-0^Cardiac Electrophysiology Report^LN||Application^PDF^  
^Base64^(encoded PDF included here)|||F||201001151330-0500  
OBX|113|ED|18750-0^Cardiac Electrophysiology Report^LN|4|Application^PDF^  
^Base64^(encoded PDF included here)|||F||201001151330-0500  
OBX|114|CWE|720897^MDC\_IDC\_DEV\_TYPE^MDC||753665^MDC\_IDC\_ENUM\_DEV\_TYPE\_IPG^MDC|||||F  
OBX|115|ST|720898^MDC\_IDC\_DEV\_MODEL^MDC||N119|||||F  
OBX|116|ST|720899^MDC\_IDC\_DEV\_SERIAL^MDC||900141|||||F  
OBX|117|CWE|720900^MDC\_IDC\_DEV\_MFG^MDC||753732^MDC\_IDC\_ENUM\_MFG\_BSX^MDC|||||F  
OBX|118|DTM|720901^MDC\_IDC\_DEV\_IMPLANT\_DT^MDC||20120513|||||F  
OBX|119|ST|720961^MDC\_IDC\_LEAD\_MODEL^MDC|1|12345|||||F  
OBX|120|ST|720962^MDC\_IDC\_LEAD\_SERIAL^MDC|1|6789|||||F  
OBX|121|CWE|720963^MDC\_IDC\_LEAD\_MFG^MDC|1|753731^MDC\_IDC\_ENUM\_MFG\_BIO^MDC|||||F  
OBX|122|CWE|720965^MDC\_IDC\_LEAD\_POLARITY\_TYPE^MDC|1|753793  
^MDC\_IDC\_ENUM\_LEAD\_POLARITY\_TYPE\_UNI^MDC|||||F  
OBX|123|DTM|720964^MDC\_IDC\_LEAD\_IMPLANT\_DT^MDC|1|201205|||||F  
OBX|124|CWE|720966^MDC\_IDC\_LEAD\_LOCATION^MDC|1|753858  
^MDC\_IDC\_ENUM\_LEAD\_LOCATION\_CHAMBER\_LV^MDC|||||F  
OBX|125|CWE|720967^MDC\_IDC\_LEAD\_LOCATION\_DETAIL\_1  
^MDC|1|753922^MDC\_IDC\_ENUM\_LEAD\_LOCATION\_DETAIL\_Apex^MDC|||||F  
OBX|126|CWE|720968^MDC\_IDC\_LEAD\_LOCATION\_DETAIL\_2^MDC|1|753925  
^MDC\_IDC\_ENUM\_LEAD\_LOCATION\_DETAIL\_VenaCava^MDC|||||F  
OBX|127|ST|720961^MDC\_IDC\_LEAD\_MODEL^MDC|2|12345|||||F  
OBX|128|ST|720962^MDC\_IDC\_LEAD\_SERIAL^MDC|2|6789|||||F  
OBX|129|CWE|720963^MDC\_IDC\_LEAD\_MFG^MDC|2|753731^MDC\_IDC\_ENUM\_MFG\_BIO^MDC|||||F  
OBX|130|CWE|720965^MDC\_IDC\_LEAD\_POLARITY\_TYPE^MDC|2|753793  
^MDC\_IDC\_ENUM\_LEAD\_POLARITY\_TYPE\_UNI^MDC|||||F  
OBX|131|DTM|720964^MDC\_IDC\_LEAD\_IMPLANT\_DT^MDC|2|201205|||||F  
OBX|132|CWE|720966^MDC\_IDC\_LEAD\_LOCATION^MDC|2|753858  
^MDC\_IDC\_ENUM\_LEAD\_LOCATION\_CHAMBER\_LV^MDC|||||F  
OBX|133|CWE|720967^MDC\_IDC\_LEAD\_LOCATION\_DETAIL\_1^MDC|2|753922  
^MDC\_IDC\_ENUM\_LEAD\_LOCATION\_DETAIL\_Apex^MDC|||||F  
OBX|134|CWE|720968^MDC\_IDC\_LEAD\_LOCATION\_DETAIL\_2^MDC|2|753925  
^MDC\_IDC\_ENUM\_LEAD\_LOCATION\_DETAIL\_VenaCava^MDC|||||F  
OBX|135|ST|720961^MDC\_IDC\_LEAD\_MODEL^MDC|3|12345|||||F  
OBX|136|ST|720962^MDC\_IDC\_LEAD\_SERIAL^MDC|3|6789|||||F  
OBX|137|CWE|720963^MDC\_IDC\_LEAD\_MFG^MDC|3|753731^MDC\_IDC\_ENUM\_MFG\_BIO^MDC|||||F  
OBX|138|CWE|720965^MDC\_IDC\_LEAD\_POLARITY\_TYPE^MDC|3|753793  
^MDC\_IDC\_ENUM\_LEAD\_POLARITY\_TYPE\_UNI^MDC|||||F  
OBX|139|DTM|720964^MDC\_IDC\_LEAD\_IMPLANT\_DT^MDC|3|201205|||||F  
OBX|140|CWE|720966^MDC\_IDC\_LEAD\_LOCATION^MDC|3|753858  
^MDC\_IDC\_ENUM\_LEAD\_LOCATION\_CHAMBER\_LV^MDC|||||F  
OBX|141|CWE|720967^MDC\_IDC\_LEAD\_LOCATION\_DETAIL\_1^MDC|3|753922  
^MDC\_IDC\_ENUM\_LEAD\_LOCATION\_DETAIL\_Apex^MDC|||||F



OBX|142|CWE|720968^MDC\_IDC\_LEAD\_LOCATION\_DETAIL\_2^MDC|3|753925  
 ^MDC\_IDC\_ENUM\_LEAD\_LOCATION\_DETAIL\_VenaCava^MDC|||||F  
 OBX|143|ST|720961^MDC\_IDC\_LEAD\_MODEL^MDC|4|12345|||||F  
 OBX|144|ST|720962^MDC\_IDC\_LEAD\_SERIAL^MDC|4|6789|||||F  
 OBX|145|CWE|720963^MDC\_IDC\_LEAD\_MFG^MDC|4|753731^MDC\_IDC\_ENUM\_MFG\_BIO^MDC|||||F  
 OBX|146|CWE|720965^MDC\_IDC\_LEAD\_POLARITY\_TYPE^MDC|4|753793  
 ^MDC\_IDC\_ENUM\_LEAD\_POLARITY\_TYPE\_UNI^MDC|||||F  
 OBX|147|DTM|720964^MDC\_IDC\_LEAD\_IMPLANT\_DT^MDC|4|201205|||||F  
 OBX|148|CWE|720966^MDC\_IDC\_LEAD\_LOCATION^MDC|4|753858  
 ^MDC\_IDC\_ENUM\_LEAD\_LOCATION\_CHAMBER\_LV^MDC|||||F  
 OBX|149|CWE|720967^MDC\_IDC\_LEAD\_LOCATION\_DETAIL\_1^MDC|4|753922  
 ^MDC\_IDC\_ENUM\_LEAD\_LOCATION\_DETAIL\_Apex^MDC|||||F  
 OBX|150|CWE|720968^MDC\_IDC\_LEAD\_LOCATION\_DETAIL\_2^MDC|4|753925  
 ^MDC\_IDC\_ENUM\_LEAD\_LOCATION\_DETAIL\_VenaCava^MDC|||||F  
 OBX|151|ST|720961^MDC\_IDC\_LEAD\_MODEL^MDC|5|12345|||||F  
 OBX|152|ST|720962^MDC\_IDC\_LEAD\_SERIAL^MDC|5|6789|||||F  
 OBX|153|CWE|720963^MDC\_IDC\_LEAD\_MFG^MDC|5|753731^MDC\_IDC\_ENUM\_MFG\_BIO^MDC|||||F  
 OBX|154|CWE|720965^MDC\_IDC\_LEAD\_POLARITY\_TYPE^MDC|5|753793  
 ^MDC\_IDC\_ENUM\_LEAD\_POLARITY\_TYPE\_UNI^MDC|||||F  
 OBX|155|DTM|720964^MDC\_IDC\_LEAD\_IMPLANT\_DT^MDC|5|201205|||||F  
 OBX|156|CWE|720966^MDC\_IDC\_LEAD\_LOCATION^MDC|5|753858  
 ^MDC\_IDC\_ENUM\_LEAD\_LOCATION\_CHAMBER\_LV^MDC|||||F  
 OBX|157|CWE|720967^MDC\_IDC\_LEAD\_LOCATION\_DETAIL\_1^MDC|5|753922  
 ^MDC\_IDC\_ENUM\_LEAD\_LOCATION\_DETAIL\_Apex^MDC|||||F  
 OBX|158|CWE|720968^MDC\_IDC\_LEAD\_LOCATION\_DETAIL\_2^MDC|5|753925  
 ^MDC\_IDC\_ENUM\_LEAD\_LOCATION\_DETAIL\_VenaCava^MDC|||||F  
 OBX|159|ST|720961^MDC\_IDC\_LEAD\_MODEL^MDC|6|12345|||||F  
 OBX|160|ST|720962^MDC\_IDC\_LEAD\_SERIAL^MDC|6|6789|||||F  
 OBX|161|CWE|720963^MDC\_IDC\_LEAD\_MFG^MDC|6|753731^MDC\_IDC\_ENUM\_MFG\_BIO^MDC|||||F  
 OBX|162|CWE|720965^MDC\_IDC\_LEAD\_POLARITY\_TYPE^MDC|6|753793  
 ^MDC\_IDC\_ENUM\_LEAD\_POLARITY\_TYPE\_UNI^MDC|||||F  
 OBX|163|DTM|720964^MDC\_IDC\_LEAD\_IMPLANT\_DT^MDC|6|201205|||||F  
 OBX|164|CWE|720966^MDC\_IDC\_LEAD\_LOCATION^MDC|6|753858  
 ^MDC\_IDC\_ENUM\_LEAD\_LOCATION\_CHAMBER\_LV^MDC|||||F  
 OBX|165|CWE|720967^MDC\_IDC\_LEAD\_LOCATION\_DETAIL\_1^MDC|6|753922  
 ^MDC\_IDC\_ENUM\_LEAD\_LOCATION\_DETAIL\_Apex^MDC|||||F  
 OBX|166|CWE|720968^MDC\_IDC\_LEAD\_LOCATION\_DETAIL\_2^MDC|6|753925  
 ^MDC\_IDC\_ENUM\_LEAD\_LOCATION\_DETAIL\_VenaCava^MDC|||||F  
 OBX|167|DTM|721025^MDC\_IDC\_SESS\_DTM^MDC||201001021310-0600|||||F  
 OBX|168|CWE|721026^MDC\_IDC\_SESS\_TYPE^MDC||754052  
 ^MDC\_IDC\_ENUM\_SESS\_TYPE\_RemoteDeviceInitiated^MDC|||||F  
 OBX|169|ST|721033^MDC\_IDC\_SESS\_CLINIC\_NAME  
 ^MDC||abcdefghijklmnopqrstuvwxyzabcdefghijklmnopqrstuvwxyz|||||F  
 OBX|170|DTM|721216^MDC\_IDC\_MSMT\_BATTERY\_DTM^MDC||201205221755+0000|||||F  
 OBX|171|CWE|721280^MDC\_IDC\_MSMT\_BATTERY\_STATUS^MDC||754113  
 ^MDC\_IDC\_ENUM\_BATTERY\_STATUS\_BOS^MDC|||||F  
 OBX|172|NM|721472^MDC\_IDC\_MSMT\_BATTERY\_REMAINING\_LONGEVITY^MDC||132|mo|>|||||F  
 OBX|173|NM|721536^MDC\_IDC\_MSMT\_BATTERY\_REMAINING\_PERCENTAGE^MDC||100|%|||||F  
 OBX|174|DTM|721664^MDC\_IDC\_MSMT\_CAP\_CHARGE\_DTM^MDC||201205221755|||||F  
 OBX|175|NM|721728^MDC\_IDC\_MSMT\_CAP\_CHARGE\_TIME^MDC||3.0|s|||||F  
 OBX|176|CWE|721856^MDC\_IDC\_MSMT\_CAP\_CHARGE\_TYPE^MDC||754178  
 ^MDC\_IDC\_ENUM\_CHARGE\_TYPE\_Reformation^MDC|||||F  
 OBX|177|DTM|721921^MDC\_IDC\_MSMT\_LEADCHNL\_RA\_DTM\_START^MDC||20121211|||||F  
 OBX|178|DTM|721922^MDC\_IDC\_MSMT\_LEADCHNL\_RA\_DTM\_END^MDC||20121211|||||F  
 OBX|179|CWE|721984^MDC\_IDC\_MSMT\_LEADCHNL\_RA\_LEAD\_CHANNEL\_STATUS^MDC||754241  
 ^MDC\_IDC\_ENUM\_CHANNEL\_STATUS\_CheckLead^MDC|||||F  
 OBX|180|NM|722051  
 ^MDC\_IDC\_MSMT\_LEADCHNL\_RA\_SENSING\_INTR\_AMPL\_MEAN^MDC|||mV|NAV|F||20121211  
 OBX|181|DTM|721925^MDC\_IDC\_MSMT\_LEADCHNL\_RV\_DTM\_START^MDC||19990102|||||F

```

OBX|182|DTM|721926^MDC_IDC_MSMT_LEADCHNL_RV_DTM_END^MDC||20121211|||||F
OBX|183|CWE|721985^MDC_IDC_MSMT_LEADCHNL_RV_LEAD_CHANNEL_STATUS^MDC||754241
^MDC_IDC_ENUM_CHANNEL_STATUS_CheckLead^MDC|||||F
OBX|184|NM|722055
^MDC_IDC_MSMT_LEADCHNL_RV_SENSING_INTR_AMPL_MEAN^MDC||0.1|mV||<|||F|||20121211
OBX|185|DTM|721933^MDC_IDC_MSMT_LEADCHNL_LV_DTM_START^MDC||19990102|||||F
OBX|186|DTM|721934^MDC_IDC_MSMT_LEADCHNL_LV_DTM_END^MDC||20121211|||||F
OBX|187|CWE|721987^MDC_IDC_MSMT_LEADCHNL_LV_LEAD_CHANNEL_STATUS^MDC||754241
^MDC_IDC_ENUM_CHANNEL_STATUS_CheckLead^MDC|||||F
OBX|188|NM|722063^MDC_IDC_MSMT_LEADCHNL_LV_SENSING_INTR_AMPL_MEAN
^MDC||25.0|mV||>|||F|||20121211
OBX|189|CWE|722112^MDC_IDC_MSMT_LEADCHNL_RA_SENSING_POLARITY^MDC||754305
^MDC_IDC_ENUM_POLARITY_UNI^MDC|||F
OBX|190|CWE|722113^MDC_IDC_MSMT_LEADCHNL_RV_SENSING_POLARITY^MDC||754306
^MDC_IDC_ENUM_POLARITY_BI^MDC|||F
OBX|191|CWE|722115^MDC_IDC_MSMT_LEADCHNL_LV_SENSING_POLARITY^MDC||||OFF|||F
OBX|192|NM|722176^MDC_IDC_MSMT_LEADCHNL_RA_PACING_THRESHOLD_AMPLITUDE
^MDC||V||NAV|||F|||20121211
OBX|193|NM|722177^MDC_IDC_MSMT_LEADCHNL_RV_PACING_THRESHOLD_AMPLITUDE
^MDC||3.0|V||>|||F|||20121211
OBX|194|NM|722179^MDC_IDC_MSMT_LEADCHNL_LV_PACING_THRESHOLD_AMPLITUDE
^MDC||0.0|V|||F|||20121210
OBX|195|NM|722240^MDC_IDC_MSMT_LEADCHNL_RA_PACING_THRESHOLD_PULSEWIDTH
^MDC||ms||NAV|||F|||19990102
OBX|196|NM|722241^MDC_IDC_MSMT_LEADCHNL_RV_PACING_THRESHOLD_PULSEWIDTH
^MDC||0.4|ms|||F|||19990102
OBX|197|NM|722243^MDC_IDC_MSMT_LEADCHNL_LV_PACING_THRESHOLD_PULSEWIDTH
^MDC||0.4|ms|||F|||19990102
OBX|198|CWE|722304^MDC_IDC_MSMT_LEADCHNL_RA_PACING_THRESHOLD_MEASUREMENT_METHOD
^MDC||754369^MDC_IDC_ENUM_MEASUREMENT_METHOD_ProgrammerManual^MDC|||F
OBX|199|CWE|722305^MDC_IDC_MSMT_LEADCHNL_RV_PACING_THRESHOLD_MEASUREMENT_METHOD
^MDC||754369^MDC_IDC_ENUM_MEASUREMENT_METHOD_ProgrammerManual^MDC||||F
OBX|200|CWE|722307^MDC_IDC_MSMT_LEADCHNL_LV_PACING_THRESHOLD_MEASUREMENT_METHOD
^MDC||754369^MDC_IDC_ENUM_MEASUREMENT_METHOD_ProgrammerManual^MDC||||F
OBX|201|CWE|722368^MDC_IDC_MSMT_LEADCHNL_RA_PACING_THRESHOLD_POLARITY^MDC||754305
^MDC_IDC_ENUM_POLARITY_UNI^MDC|||F
OBX|202|CWE|722369^MDC_IDC_MSMT_LEADCHNL_RV_PACING_THRESHOLD_POLARITY^MDC||754306
^MDC_IDC_ENUM_POLARITY_BI^MDC|||F
OBX|203|CWE|722371^MDC_IDC_MSMT_LEADCHNL_LV_PACING_THRESHOLD_POLARITY^MDC||754306
^MDC_IDC_ENUM_POLARITY_BI^MDC|||F
OBX|204|NM|722432^MDC_IDC_MSMT_LEADCHNL_RA_IMPEDANCE_VALUE
^MDC||200|ohms||<|||F|||20121211
OBX|205|NM|722433^MDC_IDC_MSMT_LEADCHNL_RV_IMPEDANCE_VALUE
^MDC||2000|ohms||>|||F|||20121211
OBX|206|NM|722435^MDC_IDC_MSMT_LEADCHNL_LV_IMPEDANCE_VALUE
^MDC||201|ohms||||F|||20121209
OBX|207|CWE|722496^MDC_IDC_MSMT_LEADCHNL_RA_IMPEDANCE_POLARITY^MDC||754305
^MDC_IDC_ENUM_POLARITY_UNI^MDC||||F
OBX|208|CWE|722497^MDC_IDC_MSMT_LEADCHNL_RV_IMPEDANCE_POLARITY^MDC||754305
^MDC_IDC_ENUM_POLARITY_UNI^MDC||||F
OBX|209|CWE|722499^MDC_IDC_MSMT_LEADCHNL_LV_IMPEDANCE_POLARITY^MDC||754306
^MDC_IDC_ENUM_POLARITY_BI^MDC||||F
OBX|210|DTM|722560^MDC_IDC_MSMT_LEADHVCHNL_DTM_START^MDC||1|20121109|||||F
OBX|211|NM|722624^MDC_IDC_MSMT_LEADHVCHNL_IMPEDANCE^MDC||1|ohms||NAV|||F
OBX|212|CWE|722688^MDC_IDC_MSMT_LEADHVCHNL_MEASUREMENT_TYPE
^MDC||1|754433^MDC_IDC_ENUM_HVCHNL_MEASUREMENT_TYPE_LowVoltage^MDC|||||F
OBX|213|CWE|722752^MDC_IDC_MSMT_LEADHVCHNL_STATUS^MDC||1|754241
^MDC_IDC_ENUM_CHANNEL_STATUS_CheckLead^MDC|||||F
OBX|214|NM|729344^MDC_IDC_SET_CRT_LVRV_DELAY^MDC||-100|ms|||||F

```

```

OBX|215|CWE|729408^MDC_IDC_SET CRT_PACED_CHAMBERS^MDC||755265
^MDC_IDC_ENUM CRT_PACED_CHAMBERS_RV_Only^MDC|||||F
OBX|216|NM|729536^MDC_IDC_SET_LEADCHNL_RA_SENSING_SENSITIVITY^MDC||0.5|mV|||||F
OBX|217|NM|729537^MDC_IDC_SET_LEADCHNL_RV_SENSING_SENSITIVITY^MDC||0.9|mV|||||F
OBX|218|NM|729539^MDC_IDC_SET_LEADCHNL_LV_SENSING_SENSITIVITY^MDC||1.0|mV|||||F
OBX|219|CWE|729600^MDC_IDC_SET_LEADCHNL_RA_SENSING_POLARITY^MDC|||||OFF|||F
OBX|220|CWE|729601^MDC_IDC_SET_LEADCHNL_RV_SENSING_POLARITY^MDC||754305
^MDC_IDC_ENUM_POLARITY_UNI^MDC|||||F
OBX|221|CWE|729676^MDC_IDC_SET_LEADCHNL_LV_SENSING_ANODE_LOCATION^MDC||754498
^MDC_IDC_ENUM ELECTRODE_LOCATION_RV^MDC|||||F
OBX|222|CWE|729740^MDC_IDC_SET_LEADCHNL_LV_SENSING_ANODE ELECTRODE^MDC|||||OFF|||F
OBX|223|CWE|729804^MDC_IDC_SET_LEADCHNL_LV_SENSING_CATHODE_LOCATION^MDC|||||OFF|||F
OBX|224|CWE|729868^MDC_IDC_SET_LEADCHNL_LV_SENSING_CATHODE ELECTRODE
^MDC||754561^MDC_IDC_ENUM ELECTRODE_NAME_Tip^MDC|||||F
OBX|225|CWE|729920^MDC_IDC_SET_LEADCHNL_RA_SENSING_ADAPTATION_MODE^MDC||754625
^MDC_IDC_ENUM_SENSING ADAPTATION_MODE_AdaptiveSensing^MDC|||||F
OBX|226|CWE|729921^MDC_IDC_SET_LEADCHNL_RV_SENSING_ADAPTATION_MODE^MDC||754625
^MDC_IDC_ENUM_SENSING ADAPTATION_MODE_AdaptiveSensing^MDC|||||F
OBX|227|CWE|729923^MDC_IDC_SET_LEADCHNL_LV_SENSING_ADAPTATION_MODE^MDC||754626
^MDC_IDC_ENUM_SENSING ADAPTATION_MODE_FixedSensing^MDC|||||F
OBX|228|NM|729984^MDC_IDC_SET_LEADCHNL_RA_PACING_AMPLITUDE^MDC||5.1|V|||||F
OBX|229|NM|729985^MDC_IDC_SET_LEADCHNL_RV_PACING_AMPLITUDE^MDC||5.0|V|||||F
OBX|230|NM|729987^MDC_IDC_SET_LEADCHNL_LV_PACING_AMPLITUDE^MDC||2.8|V|||||F
OBX|231|NM|730048^MDC_IDC_SET_LEADCHNL_RA_PACING_PULSEWIDTH^MDC||100.0|ms|||||F
OBX|232|NM|730049^MDC_IDC_SET_LEADCHNL_RV_PACING_PULSEWIDTH^MDC||200.0|ms|||||F
OBX|233|NM|730051^MDC_IDC_SET_LEADCHNL_LV_PACING_PULSEWIDTH^MDC||300.0|ms|||||F
OBX|234|CWE|730112^MDC_IDC_SET_LEADCHNL_RA_PACING_POLARITY^MDC||754305
^MDC_IDC_ENUM_POLARITY_UNI^MDC|||||F
OBX|235|CWE|730113^MDC_IDC_SET_LEADCHNL_RV_PACING_POLARITY^MDC||754305
^MDC_IDC_ENUM_POLARITY_UNI^MDC|||||F
OBX|236|CWE|730188^MDC_IDC_SET_LEADCHNL_LV_PACING_ANODE_LOCATION^MDC||754498
^MDC_IDC_ENUM ELECTRODE_LOCATION_RV^MDC|||||F
OBX|237|CWE|730252^MDC_IDC_SET_LEADCHNL_LV_PACING_ANODE ELECTRODE^MDC||754564
^MDC_IDC_ENUM ELECTRODE_NAME_Ring2^MDC|||||F
OBX|238|CWE|730316^MDC_IDC_SET_LEADCHNL_LV_PACING_CATHODE_LOCATION^MDC||754500
^MDC_IDC_ENUM ELECTRODE_LOCATION_LV^MDC|||||F
OBX|239|CWE|730380^MDC_IDC_SET_LEADCHNL_LV_PACING_CATHODE ELECTRODE^MDC||754566
^MDC_IDC_ENUM ELECTRODE_NAME_Ring4^MDC|||||F
OBX|240|CWE|730432^MDC_IDC_SET_LEADCHNL_RA_PACING_CAPTURE_MODE^MDC||754690
^MDC_IDC_ENUM_PACING_CAPTURE_MODE_FixedPacing^MDC|||||F
OBX|241|CWE|730433^MDC_IDC SET_LEADCHNL_RV_PACING_CAPTURE_MODE^MDC||754691
^MDC_IDC_ENUM_PACING_CAPTURE_MODE_MonitorCapture^MDC|||||F
OBX|242|CWE|730435^MDC_IDC SET_LEADCHNL_LV_PACING_CAPTURE_MODE^MDC||754690
^MDC_IDC_ENUM_PACING_CAPTURE_MODE_FixedPacing^MDC|||||F
OBX|243|CWE|730752^MDC_IDC SET_BRADY_MODE^MDC||754760^MDC_IDC_ENUM_BRADY_MODE_DDD
^MDC|||||F
OBX|244|NM|730880^MDC_IDC SET_BRADY_LOWRATE^MDC||100|{beats}/min|||||F
OBX|245|ST|731072^MDC_IDC SET_BRADY_SENSOR_TYPE^MDC||Accelerometer + MV|||||F
OBX|246|NM|731136^MDC_IDC SET_BRADY_MAX_TRACKING_RATE^MDC||130|{beats}/min|||||F
OBX|247|NM|731200^MDC_IDC SET_BRADY_MAX_SENSOR_RATE^MDC||180|{beats}/min|||||F
OBX|248|NM|731265^MDC_IDC SET_BRADY_SAV_DELAY_HIGH^MDC||102|ms|||||F
OBX|249|NM|731266^MDC_IDC SET_BRADY_SAV_DELAY_LOW^MDC||101|ms|||||F
OBX|250|NM|731329^MDC_IDC SET_BRADY_PAV_DELAY_HIGH^MDC||104|ms|||||F
OBX|251|NM|731330^MDC_IDC SET_BRADY_PAV_DELAY_LOW^MDC||103|ms|||||F
OBX|252|CWE|731392^MDC_IDC SET_BRADY_AT_MODE_SWITCH_MODE^MDC||754763
^MDC_IDC_ENUM_BRADY_MODE_DDIR^MDC|||||F
OBX|253|NM|731456^MDC_IDC SET_BRADY_AT_MODE_SWITCH_RATE^MDC||130|{beats}/min|||||F
OBX|254|CWE|731520^MDC_IDC SET_TACHYTHERAPY_VSTAT^MDC||754817
^MDC_IDC_ENUM_THERAPY_STATUS_On^MDC|||||F
    
```

```

OBX|255|CWE|731648^MDC_IDC_SET_ZONE_TYPE^MDC|1|754945^MDC_IDC_ENUM_ZONE_TYPE_Zone_VF
^MDC|||||F
OBX|256|CWE|731712^MDC_IDC_SET_ZONE_VENDOR_TYPE^MDC|1|771139
^MDC_IDC_ENUM_ZONE_VENDOR_TYPE_BSX-Zone_VF^MDC|||||F
OBX|257|CWE|731776^MDC_IDC_SET_ZONE_STATUS^MDC|1|755009
^MDC_IDC_ENUM_ZONE_STATUS_Active^MDC|||||F
OBX|258|NM|731840^MDC_IDC_SET_ZONE_DETECTION_INTERVAL^MDC|1|462|ms|||||F
OBX|259|CWE|732097^MDC_IDC_SET_ZONE_TYPE_ATP_1^MDC|1|755073
^MDC_IDC_ENUM_ATP_TYPE_Burst^MDC|||||F
OBX|260|NM|732161^MDC_IDC_SET_ZONE_NUM_ATP_SEQS_1^MDC|1|1|||||F
OBX|261|NM|732225^MDC_IDC_SET_ZONE_SHOCK_ENERGY_1^MDC|1|21.1|J|||||F
OBX|262|NM|732289^MDC_IDC_SET_ZONE_NUM_SHOCKS_1^MDC|1|1|||||F
OBX|263|NM|732226^MDC_IDC_SET_ZONE_SHOCK_ENERGY_2^MDC|1|31.1|J|||||F
OBX|264|NM|732290^MDC_IDC_SET_ZONE_NUM_SHOCKS_2^MDC|1|1|||||F
OBX|265|NM|732227^MDC_IDC_SET_ZONE_SHOCK_ENERGY_3^MDC|1|41.1|J|||||F
OBX|266|NM|732291^MDC_IDC_SET_ZONE_NUM_SHOCKS_3^MDC|1|6|||||F
OBX|267|CWE|731648^MDC_IDC_SET_ZONE_TYPE^MDC|2|754946^MDC_IDC_ENUM_ZONE_TYPE_Zone_VT
^MDC|||||F
OBX|268|CWE|731712^MDC_IDC_SET_ZONE_VENDOR_TYPE^MDC|2|771137
^MDC_IDC_ENUM_ZONE_VENDOR_TYPE_BSX-Zone_VT^MDC|||||F
OBX|269|CWE|731776^MDC_IDC_SET_ZONE_STATUS^MDC|2|755009
^MDC_IDC_ENUM_ZONE_STATUS_Active^MDC|||||F
OBX|270|NM|731840^MDC_IDC_SET_ZONE_DETECTION_INTERVAL^MDC|2|463|ms|||||F
OBX|271|CWE|732097^MDC_IDC_SET_ZONE_TYPE_ATP_1^MDC|2|755073
^MDC_IDC_ENUM_ATP_TYPE_Burst^MDC|||||F
OBX|272|NM|732161^MDC_IDC_SET_ZONE_NUM_ATP_SEQS_1^MDC|2|2|||||F
OBX|273|CWE|732098^MDC_IDC_SET_ZONE_TYPE_ATP_2^MDC|2|755074
^MDC_IDC_ENUM_ATP_TYPE_Ramp^MDC|||||F
OBX|274|NM|732162^MDC_IDC_SET_ZONE_NUM_ATP_SEQS_2^MDC|2|3|||||F
OBX|275|NM|732225^MDC_IDC_SET_ZONE_SHOCK_ENERGY_1^MDC|2|22.2|J|||||F
OBX|276|NM|732289^MDC_IDC_SET_ZONE_NUM_SHOCKS_1^MDC|2|1|||||F
OBX|277|NM|732226^MDC_IDC_SET_ZONE_SHOCK_ENERGY_2^MDC|2|32.2|J|||||F
OBX|278|NM|732290^MDC_IDC_SET_ZONE_NUM_SHOCKS_2^MDC|2|1|||||F
OBX|279|NM|732227^MDC_IDC_SET_ZONE_SHOCK_ENERGY_3^MDC|2|42.2|J|||||F
OBX|280|NM|732291^MDC_IDC_SET_ZONE_NUM_SHOCKS_3^MDC|2|3|||||F
OBX|281|CWE|731648^MDC_IDC_SET_ZONE_TYPE^MDC|3|754946^MDC_IDC_ENUM_ZONE_TYPE_Zone_VT
^MDC|||||F
OBX|282|CWE|731712^MDC_IDC_SET_ZONE_VENDOR_TYPE^MDC|3|771138
^MDC_IDC_ENUM_ZONE_VENDOR_TYPE_BSX-Zone_VT-1^MDC|||||F
OBX|283|CWE|731776^MDC_IDC_SET_ZONE_STATUS^MDC|3|755009
^MDC_IDC_ENUM_ZONE_STATUS_Active^MDC|||||F
OBX|284|NM|731840^MDC_IDC_SET_ZONE_DETECTION_INTERVAL^MDC|3|465|ms|||||F
OBX|285|CWE|732097^MDC_IDC_SET_ZONE_TYPE_ATP_1^MDC|3|755074
^MDC_IDC_ENUM_ATP_TYPE_Ramp^MDC|||||F
OBX|286|NM|732161^MDC_IDC_SET_ZONE_NUM_ATP_SEQS_1^MDC|3|4|||||F
OBX|287|CWE|732098^MDC_IDC_SET_ZONE_TYPE_ATP_2^MDC|3|755076
^MDC_IDC_ENUM_ATP_TYPE_RampScan^MDC|||||F
OBX|288|NM|732162^MDC_IDC_SET_ZONE_NUM_ATP_SEQS_2^MDC|3|5|||||F
OBX|289|NM|732225^MDC_IDC_SET_ZONE_SHOCK_ENERGY_1^MDC|3|23.2|J|||||F
OBX|290|NM|732289^MDC_IDC_SET_ZONE_NUM_SHOCKS_1^MDC|3|1|||||F
OBX|291|NM|732226^MDC_IDC_SET_ZONE_SHOCK_ENERGY_2^MDC|3|33.2|J|||||F
OBX|292|NM|732290^MDC_IDC_SET_ZONE_NUM_SHOCKS_2^MDC|3|1|||||F
OBX|293|NM|732227^MDC_IDC_SET_ZONE_SHOCK_ENERGY_3^MDC|3|43.2|J|||||F
OBX|294|NM|732291^MDC_IDC_SET_ZONE_NUM_SHOCKS_3^MDC|3|2|||||F
OBX|295|DTM|737489^MDC_IDC_STAT_DTM_START^MDC||20120522|||||F
OBX|296|DTM|737490^MDC_IDC_STAT_DTM_END^MDC||20120522|||||F
OBX|297|DTM|737505^MDC_IDC_STAT_BRADY_DTM_START^MDC||20120522|||||F
OBX|298|DTM|737506^MDC_IDC_STAT_BRADY_DTM_END^MDC||20120522|||||F
OBX|299|NM|737520^MDC_IDC_STAT_BRADY_RA_PERCENT_PACED^MDC||0|%|||||F

```

OBX|300|NM|737536^MDC\_IDC\_STAT\_BRADY\_RV\_PERCENT\_PACED^MDC|0|0%|||||F  
 OBX|301|DTM|737777^MDC\_IDC\_STAT\_CRT\_DTM\_START^MDC||20120522|||||F  
 OBX|302|DTM|737778^MDC\_IDC\_STAT\_CRT\_DTM\_END^MDC||20120522|||||F  
 OBX|303|NM|737792^MDC\_IDC\_STAT\_CRT\_LV\_PERCENT\_PACED^MDC|0|0%|||||F  
 OBX|304|CWE|737952^MDC\_IDC\_STAT\_EPISODE\_TYPE^MDC|1|754882  
 ^MDC\_IDC\_ENUM\_EPISODE\_TYPE\_Epis\_VT^MDC|||||F  
 OBX|305|CWE|737984^MDC\_IDC\_STAT\_EPISODE\_VENDOR\_TYPE^MDC|1|771077  
 ^MDC\_IDC\_ENUM\_EPISODE\_VENDOR\_TYPE\_BSX-Epis\_NSVT^MDC|||||F  
 OBX|306|NM|738000^MDC\_IDC\_STAT\_EPISODE\_RECENT\_COUNT^MDC|1|0|||||F  
 OBX|307|DTM|738017^MDC\_IDC\_STAT\_EPISODE\_RECENT\_COUNT\_DTM\_START^MDC|1|20120522|||||F  
 OBX|308|DTM|738018^MDC\_IDC\_STAT\_EPISODE\_RECENT\_COUNT\_DTM\_END^MDC|1|20120522|||||F  
 OBX|309|CWE|737952^MDC\_IDC\_STAT\_EPISODE\_TYPE^MDC|1|754882  
 ^MDC\_IDC\_ENUM\_EPISODE\_TYPE\_Epis\_VT^MDC|||||F  
 OBX|310|CWE|737984^MDC\_IDC\_STAT\_EPISODE\_VENDOR\_TYPE^MDC|1|||||F  
 OBX|311|NM|738000^MDC\_IDC\_STAT\_EPISODE\_RECENT\_COUNT^MDC|1|0|||||F  
 OBX|312|DTM|738017^MDC\_IDC\_STAT\_EPISODE\_RECENT\_COUNT\_DTM\_START^MDC|1|20120522|||||F  
 OBX|313|DTM|738018^MDC\_IDC\_STAT\_EPISODE\_RECENT\_COUNT\_DTM\_END^MDC|1|20120522|||||F  
 OBX|314|CWE|737952^MDC\_IDC\_STAT\_EPISODE\_TYPE^MDC|2|754884  
 ^MDC\_IDC\_ENUM\_EPISODE\_TYPE\_Epis\_SVT^MDC|||||F  
 OBX|315|CWE|737984^MDC\_IDC\_STAT\_EPISODE\_VENDOR\_TYPE^MDC|2|771076  
 ^MDC\_IDC\_ENUM\_EPISODE\_VENDOR\_TYPE\_BSX-Epis\_SVT^MDC|||||F  
 OBX|316|NM|738000^MDC\_IDC\_STAT\_EPISODE\_RECENT\_COUNT^MDC|2|0|||||F  
 OBX|317|DTM|738017^MDC\_IDC\_STAT\_EPISODE\_RECENT\_COUNT\_DTM\_START^MDC|2|20120522|||||F  
 OBX|318|DTM|738018^MDC\_IDC\_STAT\_EPISODE\_RECENT\_COUNT\_DTM\_END^MDC|2|20120522|||||F  
 OBX|319|CWE|737952^MDC\_IDC\_STAT\_EPISODE\_TYPE^MDC|4|754883  
 ^MDC\_IDC\_ENUM\_EPISODE\_TYPE\_Epis\_ATAF^MDC|||||F  
 OBX|320|CWE|737984^MDC\_IDC\_STAT\_EPISODE\_VENDOR\_TYPE^MDC|4|771078  
 ^MDC\_IDC\_ENUM\_EPISODE\_VENDOR\_TYPE\_BSX-Epis\_ATR^MDC|||||F  
 OBX|321|NM|738000^MDC\_IDC\_STAT\_EPISODE\_RECENT\_COUNT^MDC|4|0|||||F  
 OBX|322|DTM|738017^MDC\_IDC\_STAT\_EPISODE\_RECENT\_COUNT\_DTM\_START^MDC|4|20120522|||||F  
 OBX|323|DTM|738018^MDC\_IDC\_STAT\_EPISODE\_RECENT\_COUNT\_DTM\_END^MDC|4|20120522|||||F  
 OBX|324|CWE|737952^MDC\_IDC\_STAT\_EPISODE\_TYPE^MDC|5|754888  
 ^MDC\_IDC\_ENUM\_EPISODE\_TYPE\_Epis\_Other^MDC|||||F  
 OBX|325|CWE|737984^MDC\_IDC\_STAT\_EPISODE\_VENDOR\_TYPE^MDC|5|||||F  
 OBX|326|NM|738000^MDC\_IDC\_STAT\_EPISODE\_RECENT\_COUNT^MDC|5|0|||||F  
 OBX|327|DTM|738017^MDC\_IDC\_STAT\_EPISODE\_RECENT\_COUNT\_DTM\_START^MDC|5|20120522|||||F  
 OBX|328|DTM|738018^MDC\_IDC\_STAT\_EPISODE\_RECENT\_COUNT\_DTM\_END^MDC|5|20120522|||||F  
 OBX|329|CWE|737952^MDC\_IDC\_STAT\_EPISODE\_TYPE^MDC|6|754881  
 ^MDC\_IDC\_ENUM\_EPISODE\_TYPE\_Epis\_VF^MDC|||||F  
 OBX|330|CWE|737984^MDC\_IDC\_STAT\_EPISODE\_VENDOR\_TYPE^MDC|6|771073  
 ^MDC\_IDC\_ENUM\_EPISODE\_VENDOR\_TYPE\_BSX-Epis\_VF^MDC|||||F  
 OBX|331|NM|738000^MDC\_IDC\_STAT\_EPISODE\_RECENT\_COUNT^MDC|6|1|||||F  
 OBX|332|DTM|738017^MDC\_IDC\_STAT\_EPISODE\_RECENT\_COUNT\_DTM\_START^MDC|6|20120522|||||F  
 OBX|333|DTM|738018^MDC\_IDC\_STAT\_EPISODE\_RECENT\_COUNT\_DTM\_END^MDC|6|20120522|||||F  
 OBX|334|CWE|737952^MDC\_IDC\_STAT\_EPISODE\_TYPE^MDC|7|754882  
 ^MDC\_IDC\_ENUM\_EPISODE\_TYPE\_Epis\_VT^MDC|||||F  
 OBX|335|CWE|737984^MDC\_IDC\_STAT\_EPISODE\_VENDOR\_TYPE^MDC|7|771074  
 ^MDC\_IDC\_ENUM\_EPISODE\_VENDOR\_TYPE\_BSX-Epis\_VT^MDC|||||F  
 OBX|336|NM|738000^MDC\_IDC\_STAT\_EPISODE\_RECENT\_COUNT^MDC|7|2|||||F  
 OBX|337|DTM|738017^MDC\_IDC\_STAT\_EPISODE\_RECENT\_COUNT\_DTM\_START^MDC|7|20120522|||||F  
 OBX|338|DTM|738018^MDC\_IDC\_STAT\_EPISODE\_RECENT\_COUNT\_DTM\_END^MDC|7|20120522|||||F  
 OBX|339|CWE|737952^MDC\_IDC\_STAT\_EPISODE\_TYPE^MDC|8|754882  
 ^MDC\_IDC\_ENUM\_EPISODE\_TYPE\_Epis\_VT^MDC|||||F  
 OBX|340|CWE|737984^MDC\_IDC\_STAT\_EPISODE\_VENDOR\_TYPE^MDC|8|771075  
 ^MDC\_IDC\_ENUM\_EPISODE\_VENDOR\_TYPE\_BSX-Epis\_VT-1^MDC|||||F  
 OBX|341|NM|738000^MDC\_IDC\_STAT\_EPISODE\_RECENT\_COUNT^MDC|8|3|||||F  
 OBX|342|DTM|738017^MDC\_IDC\_STAT\_EPISODE\_RECENT\_COUNT\_DTM\_START^MDC|8|20120522|||||F  
 OBX|343|DTM|738018^MDC\_IDC\_STAT\_EPISODE\_RECENT\_COUNT\_DTM\_END^MDC|8|20120522|||||F  
 OBX|344|CWE|737952^MDC\_IDC\_STAT\_EPISODE\_TYPE^MDC|9|754884

```
^MDC_IDC_ENUM_EPISODE_TYPE_Epis_Monitor^MDC|||||F
OBX|345|CWE|737984^MDC_IDC_STAT_EPISODE_VENDOR_TYPE^MDC|9|||||F
OBX|346|NM|738000^MDC_IDC_STAT_EPISODE_RECENT_COUNT^MDC|9|4|||||F
OBX|347|DTM|738017^MDC_IDC_STAT_EPISODE_RECENT_COUNT_DTM_START^MDC|9|20120522|||||F
OBX|348|DTM|738018^MDC_IDC_STAT_EPISODE_RECENT_COUNT_DTM_END^MDC|9|20120522|||||F
```

Остаряла версия. Да не се използва.  
Zastaralá verze. Nepoužívat.  
Forældet version. Må ikke anvendes.  
Version überholt. Nicht verwenden.  
Version obsolete. Mην την χρησιμοποιείτε.  
Aegunud versioon. Ärge kasutage.  
Παλιά έκδοση. Μην την χρησιμοποιείτε.  
Outdated version. Do not use.  
Versión obsoleta. Ne utilizar.  
Zastarjela verzija. Nemojte upotrebljavati.  
Úreлт útгáфа. Notið ekki.  
Versione obsolete. Non utilizzare.  
Pasenusi versija. Nenaudokite.  
Elavult verzió. Ne használja!  
Dit is een verouderde versie. Niet gebruiken.  
Utdatert versjon. Skal ikke brukes.  
Wersja przeterminowana. Nie używać.  
Versão obsoleta. Não utilize.  
Versiune expirată. A nu se utiliza.  
Zastaraná verzia. Nepoužívat.  
Zastarela različica. Ne uporabite.  
Vanhentunut versio. Älä käytä.  
Föråldrad version. Använd ej.  
Güncel olmayan sürüm. Kullanmayın.

## OVERVIEW

---

### CHAPTER 5

This chapter contains the following topics:

- “HL7 Overview” on page 5-2

Остаряла версия. Да не се използва.  
Zastaralá verze. Nepoužívat.  
Forældet version. Må ikke anvendes.  
Version überholt. Ärge kasutage.  
Aegunud versioon. Μην την χρησιμοποιείτε.  
Παλιά έκδοση. Μην την χρησιμοποιείτε.  
Outdated version. Do not use.  
Version obsolete. Ne utilizar.  
Zastarjela verzija. Nemojte upotrebljavati.  
Úreлт útгáfa. Notið ekki.  
Versione obsolete. Non utilizzare.  
Zastarjela verzija. Neizmantot.  
Úreлт útгáfa. Notið ekki.  
Pasenusi versija. Nenaudokite.  
Elavult verzió. Ne használja!  
Utdatert versjon. Niet gebruiken.  
Wersja przeterminowana. Nie używać.  
Versão obsoleta. Não utilize.  
Versione expirată. A nu se utiliza.  
Zastaraná verzia. Nepoužívat.  
Zastarela različica. Ne uporabite.  
Vanhentunut versio. Älä käytä.  
Föråldrad version. Använd ej.  
Güncel olmayan sürüm. Kullanmayın.

## HL7 OVERVIEW

The Boston Scientific LATITUDE remote patient monitoring system creates HL7 Observation Result Unsolicited (ORU) messages according to the specifications and definitions published in this document. These messages are used to deliver patient data to Electronic Medical Record (EMR) systems.

This document is intended for Boston Scientific LATITUDE customers who use EMR systems to track and manage patient data.

**NOTE:** *It is assumed that readers of this section are familiar with HL7 2.x terminology, specification syntax, data types, message structures, and semantics for ORU messages. For more information concerning HL7 messaging, visit [www.hl7.org](http://www.hl7.org).*

Остаряла версия. Да не се използва.  
Zastaralá verze. Nepoužívat.  
Forældet version. Må ikke anvendes.  
Version überholt. Nicht verwenden.  
Version obsolete. Ärge kasutage.  
Παλιά έκδοση. Μην την χρησιμοποιείτε.  
Outdated version. Do not use.  
Versión obsoleta. Ne pas utilizar.  
Zastarjela verzija. Nemojte upotrebljavati.  
Úreлт útgáfa. Notið ekki.  
Versione obsolete. Non utilizzare.  
Novcojusi versija. Nenaudokite.  
Zastarjela verzija. Neizmantot.  
Úreлт verzió. Ne használja!  
Pasenusi versija. Nenaudokite.  
Elavult verzió. Ne használja!  
Dit is een verouderde versie. Niet gebruiken.  
Utdatert versjon. Skal ikke brukes.  
Wersja przeterminowana. Nie używać.  
Versão obsoleta. Não utilize.  
Zastaraná verzia. Nepoužívať.  
Zastarela različica. Ne uporabite.  
Vanhentunut versio. Älä käytä.  
Föråldrad version. Använd ej.  
Güncel olmayan sürüm. Kullanmayın.



# LATITUDE HL7 MESSAGE SPECIFICATION

---

## CHAPTER 6

This chapter contains the following topics:

- “Latitude HL7 Message Specification” on page 6-2
- “MSH Segment Structure” on page 6-2
- “PID Segment Structure” on page 6-4
- “NTE Segment Structure” on page 6-5
- “PV1 Segment Structure” on page 6-6
- “PV2 Segment Structure” on page 6-6
- “OBR Segment Structure” on page 6-7
- “OBX Segment Structure” on page 6-8
- “ZUx Segment Structure” on page 6-9

## LATITUDE HL7 MESSAGE SPECIFICATION

The LATITUDE HL7 file is based upon the HL7 2.3.1 Observation Result Unsolicited message standard. This international standard describes a universal model for medical electronic data interoperability.

LATITUDE HL7 message basic concepts: (ASCII characters shown as delimiters in this publication are examples and are subject to change.)

1. A LATITUDE message is made up of segments
2. The first three letters of a segment are the segment type identifier
3. A LATITUDE message will always contain these segment types: MSH; PID; NTE1; PV1; OBR1; OBX (many); ZU1; ZU2.
4. Segments are ASCII text strings made up of several delimited sequences
5. A sequence is delimited by the pipe character ( | , i.e., ASCII 0x7C) at its end
6. Sequences are located and referred to by their numeric position within the segment
7. The segment type identifier is not counted in sequence numbering
8. With the exception of segment type MSH, the first sequence is always a number. This and the three character segment ID immediately before it are used to identify the segment, e.g. NTE.1, OBR.3, and OBX.75
9. Some sequences may contain sub-sequences:
  - Items within sub-sequences are separated by the caret character (^, i.e., ASCII 0x5E)
  - The quantity and maximum length of sub-sequences are defined in the sequence definition
  - Empty sub-sequences use the caret character as a placeholder
  - The sub-sequence ends with a sequence delimiter ( | )
10. Message segments end with either a LF or CR character.

Patient data within a LATITUDE message is organized into four observation reports: Last Interrogation, Implant, Last In-Office Lead Test, and Lead Information. Observation reports consist of a single OBR segment followed by multiple OBX segments.

The message also contains useful follow-up summary data, including additional information from LATITUDE's Quick Notes report.

Refer to the illustration at left for further information.

## MSH SEGMENT STRUCTURE

The MSH segment contains information about the sender and receiver of the message, the type of the message, a time stamp, etc. It is the first segment of the ORU message.

ELE- MENT NAME	SEQ	SUB SEQ	DT	LEN	USAGE	CARD	TBL #	ITEM #	FIXED	EXAM- PLE VALUE
Field separator	1		ST	1	R	[1..1]		00001	Y	
Encoding characters	2		ST	4	R	[1..1]		00002	Y	^~\&
Sending application	3		HD	180	R	[1..1]		00003	Y	LATI- TUDE
Sending facility	4		HD	180	R	[1..1]		00004	Y	BOS- TON SCIEN- TIFIC
Receiving facility	6		HD	180	RE	[0..1]		00006		Clinic Name
Date/ Time of mes- sage	7		TS	26	R	[1..1]		00007		20060- 51015 0057 +0000
Message type	9		MSG	15	R	[1..1]		00009		
Message code		1	ID	3	R	[1..1]	0076		Y	ORU
Trigger event		2	ID	3	R	[1..1]	0003		Y	R01
Message control ID	10		ST	20	R	[1..1]		00010		25001- 44
Processing ID	11		ID	1	R	[1..1]	0103	00011		P
Version ID	12		ID	5	R	[1..1]	0104	00012	Y	2.3.1
Accept ac- knowl- edge- ment type	15		ID	2	R	[1..1]	0155	00015	Y	NE
Character set	18		ID	6	R	[1..1]	0211	00692		8859/1 UNI- CODE See note a.
Princi- pal lan- guage	19		CE	60	R	[0..1]		00693		See note b.
Lan- guage ID		1	ID	2	R	[0..1]				EN

Language name		2	ST	50	R	[0..1]				English
Coding system		3	ST	6	R	[0..1]				ISO639

- The Character Set identifier will be either 8859/1 or UNICODE, but not both. Boston Scientific reserves the right to change the character set used in the HL7 message. The system receiving this HL7 message should check MSH.18 in order to identify the character set used in this HL7 message.
- When Principal Language is blank, assume EN^English^ISO639. Otherwise the message language will be identified.

## PID SEGMENT STRUCTURE

The PID segment contains patient identifier information such as name, id codes, zip code, and so on. This information is used for patient matching.

ELEMENT NAME	SEQ	SUB SEQ	DT	LEN	USAGE	CARD	TBL #	ITEM #	FIXED	EXAMPLE VALUE
Set ID — PID	1		SI	1	R	[1..1]		00104	Y	1
Patient ID	2		CX	20	R	[1..1]		00105		
ID		1	ST	20	R	[1..1]				42347-93618 See note a.
Patient identifier list	3		CX	20	R	[1..1]		00106		
List of IDs		1	ST	20	R	[1..2]				42347-93618-~ab-c1234-56 See notes a, b and c.
Patient name	5		XPN	140	R	[0..1]		00108		See note d.
Family +last name prefix		1	CM	40	RE	[0..1]				Doe
Given name		2	ST	40	RE	[0..1]				John
Middle initial or name		3	ST	40	RE	[0..1]				Jimmy
Suffix		4	ST	20	RE	[0..1]				Jr.
Name representation code		8	ID	1	O	[0..1]	0465			
Auxiliary patient name	5		XPN	140	R	[0..1]		00108		See note d.
Auxiliary family +last name prefix		1	CM	40	RE	[0..1]				Smith

Auxiliary given name		2	ST	40	RE	[0..1]				Jack
Auxiliary middle initial or name		3	ST	40	RE	[0..1]				Jackie
Auxiliary suffix		4	ST	20	RE	[0..1]				Sr.
Name representation code		8	ID	1	O	[0..1]	0465			P
Date of birth	7		TS	26	RE	[0..1]		00110		19271-209
Sex	8		IS	1	RE	[0..1]	0001	00111		M See note e.
Zip or postal code	11	5	ST	10	RE	[0..1]				55408

- Both Patient ID (sequence 2) and Patient Identifier List (sequence 3) contain a unique patient number that is generated and maintained by LATITUDE.
- LATITUDE allows clinics to (optionally) add their own patient IDs to the LATITUDE system. Optional patient IDs become part of the exported HL7 message. If used, these clinic-defined patient IDs appear in the patient identifier list (sequence 3) as text after a tilde (~) character.
- This table defines all patient ID elements used in the PID segment. Because every patient record is unique, messages might not contain each of the patient ID elements defined above.
- Where available, the message will additionally contain patient name information as listed in the table. The ideographic and phonetic names will be included as an HL7 list within the PID.5 sequence. The items listed in the table represent the maximum set of information that could be sent.
- The value U will appear if the patient's sex is unknown.

## NTE SEGMENT STRUCTURE

THE NTE segment contains alerts and events that have occurred for a particular patient. There may be as many as four NTE segments in a single LATITUDE HL7 message.

ELEMENT NAME	SEQ	SUB SEQ	DT	LEN	USAGE	CARD	TBL #	ITEM #	FIXED	EXAMPLE VALUE
Set ID — NTE	1		SI	1	R	[1..1]		00096		1
Source of comment	2		ID	8	R	[1..1]		00097	Y	LATITUDE
Comment	3		FT	65536	R	[1..*]		00098		See content description in Note a.

- There is the potential for 4 NTE segments within each device follow-up message. The Set ID and description for these segments is as follows:
  - Set ID 1 - This NTE segment contains a report consisting of an array of alerts that have occurred for a particular patient. There may be more than one alert associated with the given patient/ physician pair. The alerts are sorted such that all red alerts appear first followed by yellow alerts. Secondary sorting within each alert type is newest to oldest. A maximum of 255 alerts may be displayed.
  - Set ID 2 - This NTE segment contains information concerning the LATITUDE patient record dismissal. It will contain information about who performed the dismissal and when it was performed.
  - Set ID 3 - This NTE segment contains a report consisting of an array of events (stored episodes) that are included in the upload for a particular patient. There may be more than one event associated with the given

patient/physician pair. Events are sorted newest to oldest with a maximum of 255 events listed. The last line of this segment will contain totals of each type of episode.

- Set ID 4 - This NTE segment contains information about the device if it is in a noteworthy condition. It will contain a warning statement and information concerning the condition. If this NTE segment exists it should be treated as a high priority message to display to the end user.
- b. Not every LATITUDE HL7 message will contain all four NTE segments.

## PV1 SEGMENT STRUCTURE

The PV1 (Patient Visit) segment contains information regarding the patient's attending physician.

ELE-MENT NAME	SEQ	SUB SEQ	DT	LEN	USAGE	CARD	TBL #	ITEM #	FIXED	EXAM- PLE VALUE
Set ID — PV1	1		SI	4	R	[1..1]		00131	Y	1
Patient class	2		IS	1	R	[0..1]		00132	Y	R
Attending doctor	7		XCN	60	RE	[1..1]		00137		
ID Number (ST)		1	ST	10	RE	[1..1]				JHop- kins See note a.
Family + last name prefix		2	CM	40	RE	[1..1]				Hop- kins
Given name		3	ST	40	RE	[0..1]				John
Middle initial or name		4	ST	1	RE	[0..1]				L
suffix		5	ST	20	RE	[0..1]				Sr.

- a. Attending Doctor ID Number is the physician's LATITUDE login name.  
 b. Messages might not contain all of the physician name elements defined above.

## PV2 SEGMENT STRUCTURE

The PV2 (Patient Visit 2) segment contains information regarding the patient's LATITUDE group.

ELE-MENT NAME	SEQ	SUB SEQ	DT	LEN	USAGE	CARD	TBL #	ITEM #	FIXED	EXAM- PLE VALUE
Clinic organization name	23		XON	90	O	[0..1]		00724	N	

Organization name (group)		1	ST	87	RE	[0..1]			N	Cardiology
ID number (primary or secondary patient group)		3	NM	1	RE	[0..1]			N	1 See note b.

- a. The PV2 segment is optional and may not be present in the HL7 file.
- b. This value will be 1 if the HL7 file is associated with the primary LATITUDE group and it will be 2 if it is associated with the secondary LATITUDE group.

## OBR SEGMENT STRUCTURE

OBR segments are the section headers for individual OBX interrogation information segments. They contain data such as timestamps, report identifier, and a unique system-generated identifier.

ELEMENT NAME	SEQ	SUB SEQ	DT	LEN	USAGE	CARD	TBL #	ITEM #	FIXED	EXAMPLE VALUE
Set ID — OBR	1		SI	4	R	[1:1]		00237	Y	1 through 4 See note a
Filler order number	3		EI	22	R	[1:1]		00217		
Entity identifier		1	ST	15	R	[1:1]				Unique identifier See note b
Universal Service ID	4		CE	200	R	[1:1]		00238		
Identifier		1	ST	50	R	[1:1]				Boston-Scientific-LastInterrogation See note a
Text		2	ST	50	R	[1:1]				Last Interrogation See note a
Observation date/time #	7		TS	26	R	[1:1]		00241		20060-42908-000 5 +0000
Observation end date/time #	8		TS	26	RE	[0:1]		00242		20060-42908-000 5 +0000

Ordering provider	16		XCN	120	RE	[0:1]		00226		
ID number		1	ST	50	RE	[0:1]				e.g. JHopkins, Cariology, etc. See note c
Placer field 1	18		ST	2	R	[1:1]		00253	Y	DR See note d
Results rpt/ status Chng – date/ time +	22		TS	26	RE	[0:1]		00255		20060-42908-000 5 +0000
Results Status +	25		ID	1	R	[1:1]	0123	00258	Y	F

- a. The LATITUDE ORU message contains four OBR (Observation Report) segments, each having a different Set ID and Universal Service ID (see table above). Each OBR contains multiple OBX records with context-specific observations. Details concerning the specific OBX observations are listed in the OBX Segment Structure section of this document.
- b. LATITUDE generates one unique identifier and records it as Filler Order Number (OBR.3) in all four OBRs. The identifier does not change if observations are re-sent.
- c. Ordering Provider (OBR.16) is the LATITUDE login name of either the responsible physician or the patient group name.
- d. Placer Field 1 (OBR.18) is a value that is used to identify the type of observation being sent. It is always set to DR which stands for Diagnostic Report.

### Observation Report Group IDs

Set ID	Name	Description	Universal Service ID Identifier	Universal Service ID text
1	Last interrogation	This OBR contains observations from the last remote monitoring session.	BostonScientific–LastInterrogation	Last Interrogation
2	Implant	This OBR contains observations generated at the time the PG was implanted.	BostonScientific–Implant	Implant
3	Last in-office lead test	This OBR contains observations from the latest in-office Lead Test.	BostonScientific–LastInOffice	Lead Test: In-Office
4	Lead information	This OBR contains information about implanted leads.	BostonScientific–Leads	Lead Information

### OBX SEGMENT STRUCTURE

OBX segments contain data gathered during the most recent device interrogation.

ELEMENT NAME	SEQ	SUB SEQ	DT	LEN	USAGE	CARD	TBL #	ITEM #	FIXED	EXAMPLE VALUE
Set ID – OBX	1		SI	4	R	[1..1]		00569		Sequential integer starting with 1
Value type	2		ID	2	R	[1..1]	0125	00570		ST or NM or DT or ED See note a



Observation identifier	3		CE	590	R	[1..1]		00571		
Identifier		1	ST	80	R	[1..1]				See note b
Text		2	ST	256	R	[1..1]				See note b
Name of coding system		3	ST	20	R	[1..1]			Y	GDT-LATITUDE
Observation value	5		--	4000	RE	[0..1]				See note c
Units	6		CE	60	RE	[0..1]				
Identifier		1	ST	20	RE	[0..1]				See note d
Observation result status	11		ID	1	R	[1..1]	0085	00579	Y	F
Date/Time of the Observation	14		TS	26	C	[0..1]		00582		20060-31717-000 0 +0000 See note e

- a. Value Type (OBX.2) is the format of the reported data: ST - String; NM - Number; DT - Date; ED - Encapsulated data.
- b. All observations are coded using LATITUDE specific terms. These terms are defined in the LATITUDE HL7 Term Definitions section of this document.
- c. Observation Value (OBX.5) is the actual reported data expressed in the format specified in OBX.2. The maximum length of this string is 4000, although a PDF-formatted Presenting EGM Report may make the string longer.
- d. OBX.6 contains the unit of measurement for data reported in OBX.5; if applicable. Units of measurement and decimal notation are localized.
- e. Date/Time of the Observation (OBX.14) is non-blank only if the timestamp of the given observation is different than the timestamp reported in OBR.7. This value is conditional because it is a required value in observation groups OBR-1 and OBR-3 and it is not present in groups OBR-2 and OBR-4.

## ZUX SEGMENT STRUCTURE

The Z Segments are customized segments used to transfer LATITUDE specific information.

ELEMENT NAME	SEQ	SUB SEQ	DT	LEN	USAGE	CARD	TBL #	ITEM #	FIXED	EXAMPLE VALUE
Segment Type	1		ST	3	R	[1..1]			Y	ZU1 or ZU2 See note a
Value	2		ST	200	R	[1..1]				URL or Report Type See note a

- a. The two Z segments used are:
  - ZU1 - Value contains the URL string that allows a system user to link to the patient in LATITUDE. Ex. <https://www.test.bostonscientific.com/access/physician/patientDetails?id=987654321>
  - ZU2 - Value contains LATITUDE message description and version. Ex. Device Summary Report Version 6

Остаряла версия. Да не се използва.  
Zastaralá verze. Nepoužívat.  
Forældet version. Må ikke anvendes.  
Version überholt. Nicht verwenden.  
Aegunud versioon. Ärge kasutage.  
Παλιά έκδοση. Μην την χρησιμοποιείτε.  
Outdated version. Do not use.  
Versión obsoleta. No utilizar.  
Version périmée. Ne pas utiliser.  
Zastarjela verzija. Nemojte upotrebljavati.  
Úreлт útгáfa. Notið ekki.  
Versione obsoleta. Non utilizzare.  
Pasenusi versija. Neizmantot.  
Elavult verzió. Ne használja!  
Dit is een verouderde versie. Niet gebruiken.  
Wersja przeterminowana. Nie używać.  
Versão expiratã. A nu se utiliza.  
Versiune expirată. Nu se utilizează.  
Zastaraná verzia. Nepoužívat.  
Zastarela različica. Ne uporabite.  
Vanhentunut versio. Älä käytä.  
Föråldrad version. Använd ej.  
Güncel olmayan sürüm. Kullanmayın.

# LATITUDE HL7 TERM DEFINITIONS

---

## CHAPTER 7

This chapter contains the following topics:

- “Latitude HL7 Term Definitions” on page 7-2
- “OBX terms used in OBR–1 group (Last interrogation data)” on page 7-2
- “OBX terms used in OBR–2 group (Implant data)” on page 7-8
- “OBX terms used in OBR–3 group (Last in-office lead test data)” on page 7-9
- “OBX terms used in OBR–4 group (Lead information data)” on page 7-10

## LATITUDE HL7 TERM DEFINITIONS

All observations contained in the OBX segments are coded using LATITUDE specific terms. The tables below are complete listings of OBX terms as used in the four OBR groups. Not all terms are relevant to all devices; therefore, not all terms will be present in all messages.

### OBX TERMS USED IN OBR-1 GROUP (LAST INTERROGATION DATA)

*Not every term appears in every message*

GDT Code	Term Name	Description	Data Type	Unit
GDT-00001	Result Source	The Result Source identifies the source of the data (i.e., Remote Interrogation)	ST	
GDT-00002	Device Manufacturer	Device manufacturer company name	ST	
GDT-00003	Device Type	The type of device	ST	
GDT-00004	Device Name	The name given to a device by the manufacturer	ST	
GDT-00005	Device Model Name	The device model name	ST	
GDT-00006	Device Model Number	The device model number	ST	
GDT-00007	Device Serial Number	The device serial number	ST	
GDT-00008	Battery Gauge	The percentage that represents the battery life	NM	%
GDT-00009	Battery Status	Represents an alert or notification about the current status of the battery	ST	
GDT-00010	Monitoring Voltage	The battery voltage measurement taken by the implanted device.	ST	V
GDT-00011	Charge Time	The charge time of the last capacitor reform.	NM	s
GDT-00012	Last Reform	The date of the last capacitor reformation in the implanted device.	DT	
GDT-00013	VF Episodes	Total Ventricular Fibrillation Episodes: The number of episodes in the highest tachy zone detected since the Counters Since date.	ST	
GDT-00014	<ul style="list-style-type: none"> <li>• VT Episodes</li> <li>• Tachy Episodes</li> <li>• VT Episodes (V&gt;A)</li> </ul>	VT Episodes: VT Zone arrhythmias detected since the Counters Since date	ST	
GDT-00015	VT-1 Episodes	VT-1 Episodes: VT-1 Zone arrhythmias detected since the Counters Since date. The term name will be shown as either VT Episodes or Tachy Episodes, depending upon the implanted device.	ST	
GDT-00016	<ul style="list-style-type: none"> <li>• Non-Sustained Ventricular Episodes</li> <li>• Non-Sustained Episodes</li> </ul>	Total Ventricular Tachycardia Non- Sustained Episodes: The number of Non- Sustained VT episodes detected since the Counters Since date	ST	
GDT-00017	<ul style="list-style-type: none"> <li>• ATR Mode Switches</li> <li>• ATR Episodes</li> </ul>	ATR Mode Switches: The number of mode switches detected since the Counters Since date.	NM	
GDT-00018	Afib Episodes	Atrial Fibrillation Episodes: Atrial Fibrillation episodes detected since the Counters Since date.	NM	

## OBX terms used in OBR-1 group (Last interrogation data)

GDT-00019	<ul style="list-style-type: none"> <li>SVT Episodes</li> <li>SVT Episodes (V≤A)</li> </ul>	Supraventricular (Atrial) Tachycardia Episodes: SVT (AT) episodes detected since the Counters Since date.	NM	
GDT-00020	Atrial Percent Paced	Right Atrial Pacing Percent: The percent of all Right atrial events detected since the Counters Since date that were paced.	NM	%
GDT-00021	RV Percent Paced	Right Ventricular Pacing Percent: The percent of all Right ventricular events detected since the Counters Since date that were paced.	NM	%
GDT-00022	LV Percent Paced	Left Ventricular Pacing Percent: The percent of all left ventricular events detected since the Counters Since date that were paced.	NM	%
GDT-00023	Right Atrial Lead Status	The current status of the Right Atrial Lead determined by the device based on analysis of the lead amplitude and impedance.	ST	
GDT-00024	RA Intrinsic Amplitude	Right Atrial Intrinsic Amplitude (P-Wave) measured during an Intrinsic Amplitude Test.	ST	mV
GDT-00025	RA Pace Impedance	Right Atrial Lead Impedance measured during a Lead Impedance Test.	ST	Ohms
GDT-00026	Right Ventricular Lead Status	The current status of the Right Ventricular Lead determined by the device based on analysis of the lead amplitude and impedance.	ST	
GDT-00027	RV Intrinsic Amplitude	Right Ventricular Intrinsic Amplitude (RWave) measured during an Intrinsic Amplitude Test.	ST	mV
GDT-00028	RV Pace Impedance	Right Ventricular Lead Impedance measured during a Lead Impedance Test.	ST	Ohms
GDT-00029	<ul style="list-style-type: none"> <li>LV Lead Status</li> <li>Left Ventricular Lead Status</li> </ul>	The current status of the Left Ventricular Lead determined by the device based on analysis of the lead amplitude and impedance.	ST	
GDT-00030	LV Intrinsic Amplitude	Left Ventricular Intrinsic Amplitude (RWave) measured during an Intrinsic Amplitude Test.	ST	mV
GDT-00031	LV Pace Impedance	Left Ventricular Lead Impedance measured during a Lead Impedance Test.	ST	Ohms
GDT-00032	<ul style="list-style-type: none"> <li>Shock Vector Status</li> <li>Electrode Impedance Status</li> </ul>	The current status of the Shock Vector determined by the device based on analysis of the impedance.	ST	
GDT-00033	Shock Impedance	The daily measured value for shock impedance	ST	Ohms
GDT-00034	<ul style="list-style-type: none"> <li>V-Tachy Mode</li> <li>Therapy</li> </ul>	Ventricular therapy mode	ST	
GDT-00035	A-Tachy Mode	Atrial Tachy therapy mode.	ST	
GDT-00036	Brady Mode	Brady Mode (i.e., pacing mode): The manner in which a device provides rate and rhythm support.	ST	
GDT-00037	Lower Rate Limit	Lower Rate Limit (LRL) is the rate at which the implanted device paces the atrium and/ or ventricle in the absence of sensed intrinsic activity.	NM	min <sup>-1</sup>
GDT-00038	Maximum Tracking Rate	Maximum Tracking Rate: In the DDI and I(R) modes, the Maximum Tracking Rate (MTR) is the maximum rate at which the ventricular pacing will track 1:1 with nonrefractory sensed atrial events.	NM	min <sup>-1</sup>
GDT-00039	Maximum Sensor Rate	The fastest sensor-driven pacing rate that can be achieved in a rate-adaptive pacing system.	NM	min <sup>-1</sup>

GDT-00040	Sensitivity RA	Right Atrial Sensitivity: The Atrial Sensitivity parameter indicates the smallest signal that will be sensed in the right atrium. Value can be numeric value expressed in mV, a text string of (Nominal, Less, Least), or a combination of both.	ST	mV
GDT-00041	Sensitivity RV	Right Ventricular Sensitivity: The Right Ventricular Sensitivity parameter indicates the smallest signal that will be sensed in the right ventricle. Value can be numeric value expressed in mV, a text string of (Nominal, Less, Least), or a combination of both.	ST	mV
GDT-00042	Sensitivity LV	Left Ventricular Sensitivity: The Left Ventricular Sensitivity parameter indicates the smallest signal that will be sensed in the left ventricle. Value can be numeric value expressed in mV, a text string of (Nominal, Less, Least), or a combination of both.	ST	mV
GDT-00043	Paced AV Delay	The value of the AV Delay setting.	ST	ms
GDT-00044	Sensed AV Offset	Sensed AV Offset: The AV Delay is shortened by the programmed Sensed AV Offset after a sensed atrial event. For COGNIS, TELIGEN, and newer devices a value may be displayed even if it is not applicable for the current programmed mode.	ST	ms
GDT-00045	AV Search Hysteresis Search Interval	Number of paced AV cycles between A-V rate searches	ST	cycles
GDT-00046	AV Search Hysteresis AV Increase	The percentage increase in AV delay to be applied to the next cardiac cycle when AV Search is active. Note that this value will be output as appropriate for older devices. GDT-00218 will be output as appropriate for COGNIS, TELIGEN, PROGENY, and INGENIO devices.	NM	%
GDT-00047	<ul style="list-style-type: none"> <li>• A-Refractory (PVARP)</li> <li>• A-Refractory</li> </ul>	Post-Ventricular Atrial Refractory Period (PVARP) is the time period after a ventricular event, either paced or sensed, when activity in the atrium does not reset the cardiac cycle nor trigger a ventricular stimulus.	ST	ms
GDT-00048	RV-Refractory (RVRP)	Right Ventricular Refractory Period is the time period following a right ventricular event, either paced or sensed, when sensed electric activity in the right ventricle does not reset the timing cycles.	ST	ms
GDT-00049	LV-Refractory (LVRP)	Left Ventricular Refractory Period (LVRP) is defined as the time period following a left ventricular event, either paced or sensed, when intrinsic LV events will not be used to reset the timing cycles.	NM	ms
GDT-00050	LV Protection Period	Left Ventricular Protection Period (LVPP): LVPP is the period after a left ventricular event, either paced or sensed, when the device will not pace the left ventricle.	NM	ms
GDT-00051	Ventricular Pacing Chamber	Pacing Chamber: This parameter determines the ventricular pacing configuration - left, -right or bi-ventricular pacing.	ST	
GDT-00052	Ventricular Pacing Chamber LV Offset	Offset between delivery of RV and LV pacing pulses. The offset is applied to the LV pacing pulse, based on the timing of the RV pacing pulse. The offset may have a negative or positive value.	NM	ms
GDT-00053	Pacing Output – RA	The combination of the Right Atrial Amplitude and the Right Atrial Pulse Width.	ST	
GDT-00054	Pacing Output – RV	The combination of the Right Ventricular Amplitude and the Right Ventricular Pulse Width.	ST	
GDT-00055	Pacing Output – LV	The combination of the Left Ventricular Amplitude and the Left Ventricular Pulse Width.	ST	

## OBX terms used in OBR-1 group (Last interrogation data)

GDT-00056	ATR Mode Switch Mode	ATR Mode Switch Mode: Non-tracking pacing mode change when patient experiences atrial tachyarrhythmia.	ST	
GDT-00057	ATR Mode Switch Rate	Atrial Tachy Response Rate is the pacing rate to which the mode switches in a new therapy setting.	ST	min <sup>-1</sup>
GDT-00058	AFib Zone	AFib Rate Threshold: The rate above which an A-A interval is classified in the AFib zone.	ST	min <sup>-1</sup>
GDT-00059	AFib Zone ATP1 Type	ATP Therapy for the first therapy set	ST	
GDT-00060	AFib Zone ATP1 Number of Bursts	The programmed number of atrial Antitachy Pacing bursts delivered in the AFib Zone by an implanted device for the first programmed atrial therapy set.	ST	
GDT-00061	AFib Zone ATP2 Type	ATP Therapy for the second programmed therapy set.	ST	
GDT-00062	AFib Zone ATP2 Number of Bursts	The programmed number of atrial Antitachy Pacing bursts delivered in the AFib Zone by an implanted device for the second programmed atrial therapy set.	ST	
GDT-00063	AFib Zone Shock 1 Energy	AFib Shock 1 Energy: The amount of energy delivered in the first shock of the AFib zone.	ST	J
GDT-00064	AFib Zone Shock 2 Energy	AFib Shock 2 Energy: The amount of energy delivered in the second shock of the AFib zone.	ST	J
GDT-00065	AFib Zone Shock 3 Energy	AFib Shock 3 Energy: The amount of energy delivered in the third shock of the AFib zone.	ST	J
GDT-00066	SVT Zone	SVT (AT) Rate Threshold: The rate above which an A-A interval is classified in the SVT Zone (i.e., AT Zone).	NM	min <sup>-1</sup>
GDT-00067	SVT Zone ATP1 Type	The type of atrial Antitachy Pacing bursts delivered in the SVT Zone (i.e., AT Zone) by an implanted device for the first programmed atrial therapy set.	ST	
GDT-00068	SVT Zone ATP1 Number of Bursts	The number of atrial Antitachy Pacing bursts delivered in the SVT Zone (i.e., AT Zone) by an implanted device for the first programmed atrial therapy set.	ST	
GDT-00069	SVT Zone ATP2 Type	The type of atrial Antitachy Pacing bursts delivered in the SVT Zone (i.e., AT Zone) by an implanted device for the second programmed atrial therapy set.	ST	
GDT-00070	SVT Zone ATP2 Number of Bursts	The number of atrial Antitachy Pacing bursts delivered in the SVT Zone (i.e., AT Zone) by an implanted device for the second programmed atrial therapy set.	ST	
GDT-00071	SVT Zone Shock 1 Energy	SVT (AT) Shock 1 Energy: The amount of energy delivered in the first shock of the SVT Zone (i.e., AT Zone).	ST	J
GDT-00072	SVT Zone Shock 2 Energy	SVT (AT) Shock 2 Energy: The amount of energy delivered in the second shock of the SVT Zone (i.e., AT Zone).	ST	J
GDT-00073	SVT Zone Shock 3 Energy	SVT (AT) Shock 3 Energy: The amount of energy delivered in the third shock of the SVT Zone (i.e., AT Zone).	ST	J
GDT-00074	<ul style="list-style-type: none"> <li>• VF Zone</li> <li>• Shock Zone</li> </ul>	VF Rate Threshold: The rate above which an R-R interval is classified in the VF zone.	NM	min <sup>-1</sup>
GDT-00075	<ul style="list-style-type: none"> <li>• VF Shock 1 Energy</li> </ul>	VF Shock 1 Energy: The amount of energy delivered in the first shock of the VF zone.	NM	J

	<ul style="list-style-type: none"> <li>Shock Zone Shock Energy</li> </ul>			
GDT-00076	VF Shock 2 Energy	VF Shock 2 Energy: The amount of energy delivered in the second shock of the VF zone.	NM	J
GDT-00077	VF Max Shock Energy	VF Maximum Shock Energy: The amount of energy delivered in each remaining shock after the second shock of the VF zone.	NM	J
GDT-00078	VF Number Of Additional Shocks	VF Number Of Additional Shocks: The number of additional max energy shocks in the VF zone programmed for delivery.	NM	
GDT-00079	<ul style="list-style-type: none"> <li>VT Zone</li> <li>Tachy Detection Rate</li> <li>Conditional Shock Zone</li> </ul>	VT Rate Threshold: The rate above which an R-R interval is classified in the VT zone.	NM	min <sup>-1</sup>
GDT-00080	VT Zone ATP1 Type	The type of ventricular Antitachy Pacing bursts delivered in the VT Zone by an implanted device for the first programmed ventricular therapy set.	ST	
GDT-00081	VT Zone ATP1 Number of Bursts	The number of ventricular Antitachy Pacing bursts delivered in the VT Zone by an implanted device for the first programmed ventricular therapy set.	ST	
GDT-00082	VT Zone ATP2 Type	The type of ventricular Antitachy Pacing bursts delivered in the VT Zone by an implanted device for the second programmed ventricular therapy set.	ST	
GDT-00083	VT Zone ATP2 Number of Bursts	The number of ventricular Antitachy Pacing bursts delivered in the VT Zone by an implanted device for the second programmed ventricular therapy set.	ST	
GDT-00084	<ul style="list-style-type: none"> <li>VT Shock 1 Energy</li> <li>Conditional Shock Zone Shock Energy</li> </ul>	VT Shock 1 Energy: The amount of energy delivered in the first shock of the VT zone.	ST	J
GDT-00085	VT Shock 2 Energy	VT Shock 2 Energy: The amount of energy delivered in the second shock of the VT zone.	ST	J
GDT-00086	VJ Max Shock Energy	VT Maximum Shock Energy: The amount of energy delivered in each remaining shock after the second shock of the VT zone.	ST	J
GDT-00087	VT Number Of Additional Max Energy Shocks	VT Number Of Additional Shocks: The number of additional max energy shocks in the VT zone programmed for delivery.	NM	
GDT-00088	VT-1 Zone	VT-1 Rate Threshold: The rate above which an R-R interval is classified in the VT-1 zone.	NM	min <sup>-1</sup>
GDT-00089	VT-1 ATP1 Type	The type of ventricular Antitachy Pacing bursts delivered in the VT-1 Zone by an implanted device for the first ventricular therapy set.	ST	
GDT-00090	VT-1 ATP1 Number of Bursts	The number of ventricular Antitachy Pacing bursts delivered in the VT-1 Zone by an implanted device for the first ventricular therapy set.	ST	
GDT-00091	VT-1 ATP2 Type	The type of ventricular Antitachy Pacing bursts delivered in the VT-1 Zone by an implanted device for the second ventricular ATP therapy set.	ST	
GDT-00092	VT-1 ATP2 Number of Bursts	The number of ventricular Antitachy Pacing bursts delivered in the VT-1 Zone by an implanted device for the second ventricular ATP therapy set.	ST	



GDT-00093	VT-1 Shock 1 Energy	VT-1 Shock 1 Energy: The amount of energy delivered in the first shock of the VT-1 zone.	ST	J
GDT-00094	VT-1 Shock 2 Energy	VT-1 Shock 2 Energy: The amount of energy delivered in the second shock of the VT-1 zone.	ST	J
GDT-00095	VT-1 Max Shock Energy	VT-1 Maximum Shock Energy: The amount of energy delivered in each remaining shock after the second shock of the VT-1 zone.	ST	J
GDT-00096	VT-1 Number Of Additional Max Energy Shocks	VT-1 Number Of Additional Shocks: The number of shocks in the VT-1 zone programmed for delivery.	NM	
GDT-00097	Counters Since	The starting date that the counter values are calculated from.	ST	
GDT-00108	Device Implant Date	Implant date of the device <i>NOTE: The observation value will either conform to the DT format or show "N/R"</i>	DT	
GDT-00119	RV Pace Threshold	The minimum electrical stimulation (pacemaker output pulse) required to consistently initiate right ventricular (RV) depolarization.	ST	
GDT-00190	<ul style="list-style-type: none"> <li>Reverse Mode Switch</li> <li>RYTHMIQ™</li> </ul>	The alternative manner in which the device provides rate and rhythm support.	ST	
GDT-00191	<ul style="list-style-type: none"> <li>RA Lead Configuration</li> <li>Lead Configuration (Pace/Sense) - RA</li> </ul>	The configuration of the RA Lead for pacing and sensing.	ST	
GDT-00192	<ul style="list-style-type: none"> <li>RV Lead Configuration</li> <li>Lead Configuration (Pace/Sense) - RV</li> </ul>	The configuration of the RV Lead for pacing and sensing.	ST	
GDT-00193	<ul style="list-style-type: none"> <li>LV Lead Configuration</li> <li>Lead Configuration (Pace/Sense) - LV</li> </ul>	The configuration of the LV Lead for pacing and sensing.	ST	
GDT-00196	ATR Minimum Duration	Atrial Tachycardia Response Minimum Duration: The shortest duration of Atrial Tachycardia Response episodes since the Counters Since date.	ST	
GDT-00197	ATR Maximum Duration	Atrial Tachycardia Response Maximum Duration: The longest duration of Atrial Tachycardia Response episodes since the Counters Since date.	ST	
GDT-00200	Magnet Rate	The expected rate when a magnet is placed over the device, an indicator of remaining battery life.	NM	min <sup>-1</sup>
GDT-00201	Minute Ventilation	This parameter specifies the MV sensor mode for the rate adaptive pacing. Values can be On, Off, Passive, or ATROnly.	ST	
GDT-00207	Accelerometer	This parameter specifies the XL sensor mode for the rate adaptive pacing. Values can be On, Off, Passive, or ATROnly.	ST	
GDT-00212	MRI Protection Mode	This counts the number of times MRI Protection was started since the last implanted device reset.	NM	
GDT-00213	RA Pace Threshold	The minimum electrical stimulation (pacemaker output pulse) required to consistently initiate right atrial (RA) depolarization.	ST	

GDT-00216	<ul style="list-style-type: none"> <li>Ventricular Tachy EGM Storage</li> <li>Tachy EGM Storage</li> </ul>	Parameter to determine if Tachy EGM storage is on or off. Brady devices only.	ST	
GDT-00217	VF Zone ATP	Indicates whether or not ATP therapy is enabled in the VF zone.	ST	
GDT-00218	AV Search Hysteresis AV Delay	The AV delay to be applied when the device is in an AV search. Note that this value will be output as appropriate for COGNIS, TELIGEN, PROGENY, and INGENIO devices forward. GDT-00046 will be output as appropriate for older devices.	NM	ms
GDT-00219	LV Pace Threshold	The minimum electrical stimulation (pacemaker output pulse) required to consistently initiate left ventricular (LV) depolarization.	ST	
GDT-00220	Treated Episodes Counter Since Implant	S-ICD total number of treated episodes since the current device was implanted.	NM	
GDT-00221	Treated Episodes Counter Since Last Reset	S-ICD total number of treated episodes since the Counters Since date.	NM	
GDT-00222	Untreated Episodes Counter Since Implant	S-ICD total number of untreated episodes since the current device was implanted.	NM	
GDT-00223	Untreated Episodes Counter Since Last Reset	S-ICD total number of untreated episodes since the Counters Since date.	NM	
GDT-00224	Number of Shocks Delivered Since Implant	S-ICD total number of shocks delivered since the current device was implanted.	NM	
GDT-00225	Number of Shocks Delivered Since Last Reset	S-ICD total number of shocks delivered since the Counters Since date.	NM	
GDT-00226	Gain Setting	S-ICD S-ECG gain setting.	ST	
GDT-00227	Sensing Configuration	S-ICD sensing configuration setting.	ST	
GDT-00228	Post Shock Pacing	S-ICD setting for whether or not pacing is on or off after a shock is delivered.	ST	
GDT-00229	Shock Polarity	S-ICD shock polarity value.	ST	
GDT-00230	SMART Charge Duration	S-ICD SMART Charge duration value.	NM	s
GDT-00231	SMART Charge Intervals	S-ICD SMART Charge interval value.	NM	
GDT-01000	Presenting EGM Report	The Presenting EGM Report for the current interrogation in PDF format.	ED	

## OBX TERMS USED IN OBR-2 GROUP (IMPLANT DATA)

*Not every term appears in every message*

GDT Code	Term Name	Description	Data Type	Unit
GDT-00001	Result Source	The Result Source identifies the source of the date (i.e., Implant).	ST	

## OBX terms used in OBR-3 group (Last in-office lead test data)

GDT-00002	Device Manufacturer	Device manufacturer company name.	ST	
GDT-00003	Device Type	The type of device.	ST	
GDT-00004	Device Name	The name given to a device by the manufacturer.	ST	
GDT-00005	Device Model Name	The device model name.	ST	
GDT-00006	Device Model Number	The device model number.	ST	
GDT-00007	Device Serial Number	The device serial number	ST	
GDT-00098	RA Intrinsic Amplitude	Right Atrial Intrinsic Amplitude (P-Wave) measured during an Intrinsic Amplitude Test.	ST	mV
GDT-00099	RA Pace Impedance	Right Atrial Lead Impedance measured during a Lead Impedance Test.	ST	Ohms
GDT-00100	RA Pace Threshold	The minimum electrical stimulation (pacemaker output pulse) required to consistently initiate Right Atrial depolarization.	ST	
GDT-00101	RV Intrinsic Amplitude	Right Ventricular Intrinsic Amplitude (RWave) measured during an Intrinsic Amplitude Test.	ST	mV
GDT-00102	RV Pace Impedance	Right Ventricular Lead Impedance measured during a Lead Impedance Test.	ST	Ohms
GDT-00103	RV Pace Threshold	The minimum electrical stimulation (pacing output pulse) required to consistently initiate Right Ventricular depolarization.	ST	
GDT-00104	LV Intrinsic Amplitude	Left Ventricular Intrinsic Amplitude (RWave) measured during an Intrinsic Amplitude Test.	ST	mV
GDT-00105	LV Pace Impedance	Left Ventricular Lead Impedance measured during a Lead Impedance Test.	ST	Ohms
GDT-00106	LV Pace Threshold	The minimum electrical stimulation (pacing output pulse) required to consistently initiate Left Ventricular depolarization.	ST	
GDT-00107	Shock Impedence	Last Delivered Ventricular Shock Lead Impedance: The shocking impedance from the last ventricular shock delivered.	ST	Ohms
GDT-00108	Device Implant Date	Implant date of the device <i>NOTE: The observation value will either conform to the DT format or show "N/R."</i>	DT	

### OBX TERMS USED IN OBR-3 GROUP (LAST IN-OFFICE LEAD TEST DATA)

*Not every term appears in every message*

GDT Code	Term Name	Description	Data Type	Unit
GDT-00001	Result Source	The Result Source identifies the source of the data (i.e., Lead Test: In-Office).	ST	
GDT-00002	Device Manufacturer	Device manufacturer company name.	ST	
GDT-00003	Device Type	The type of device.	ST	
GDT-00004	Device Name	The name given to a device by the manufacturer.	ST	
GDT-00005	Device Model Name	The device model name.	ST	
GDT-00006	Device Model Number	The device model number.	ST	
GDT-00007	Device Serial Number	The device serial number.	ST	
GDT-00108	Device Implant Date	Implant date of the device <i>NOTE: The observation value will either conform to the DT format or show "N/R."</i>	DT	

GDT-00109	RA Intrinsic Amplitude	Right Atrial Intrinsic Amplitude (P-Wave) measured during an Intrinsic Amplitude Test.	ST	mV
GDT-00110	RA Pace Impedance	Right Atrial Lead Impedance measured during a Lead Impedance Test.	ST	Ohms
GDT-00111	RA Pace Threshold	The minimum electrical stimulation (pacemaker output pulse) required to consistently initiate Right Atrial depolarization.	ST	
GDT-00112	RV Intrinsic Amplitude	Right Ventricular Intrinsic Amplitude (RWave) measured during an Intrinsic Amplitude Test.	ST	mV
GDT-00113	RV Pace Impedance	Right Ventricular Lead Impedance measured during a Lead Impedance Test.	ST	Ohms
GDT-00114	RV Pace Threshold	The minimum electrical stimulation (pacing output pulse) required to consistently initiate Right Ventricular depolarization.	ST	
GDT-00115	LV Intrinsic Amplitude	Left Ventricular Intrinsic Amplitude (RWave) measured during an Intrinsic Amplitude Test.	ST	mV
GDT-00116	LV Pace Impedance	Left Ventricular Lead Impedance measured during a Lead Impedance Test.	ST	Ohms
GDT-00117	LV Pace Threshold	The minimum electrical stimulation (pacing output pulse) required to consistently initiate Left Ventricular depolarization.	ST	
GDT-00118	Shock Impedance	Last Delivered Ventricular Shock Lead Impedance: The shocking impedance from the last ventricular shock delivered.	ST	Ohms

## OBX TERMS USED IN OBR-4 GROUP (LEAD INFORMATION DATA)

**Not every term appears in every message**

GDT Code	Term Name (See note a.)	Description	Data Type	Unit
GDT-00120	Lead 1: Implant Date	The Implant Date of the lead.	DT	
GDT-00121	Lead 1: Manufacturer	The Manufacturer of the lead.	ST	
GDT-00122	Lead 1: Model Number	The Model of the lead.	ST	
GDT-00123	Lead 1: Serial Number	The Serial number of the lead.	ST	
GDT-00124	Lead 1: Polarity	The Polarity of the lead.	ST	
GDT-00125	Lead 1: Position	The Position of the lead.	ST	
GDT-00126	Lead 1: Status	The status of the lead.	ST	
GDT-00130	Lead 2: Implant Date	The Implant Date of the lead.	DT	
GDT-00131	Lead 2: Manufacturer	The Manufacturer of the lead.	ST	
GDT-00132	Lead 2: Model Number	The Model of the lead.	ST	
GDT-00133	Lead 2: Serial Number	The Serial number of the lead.	ST	
GDT-00134	Lead 2: Polarity	The Polarity of the lead.	ST	
GDT-00135	Lead 2: Position	The Position of the lead.	ST	
GDT-00136	Lead 2: Status	The status of the lead.	ST	
GDT-00140	Lead 3: Implant Date	The Implant Date of the lead.	DT	
GDT-00141	Lead 3: Manufacturer	The Manufacturer of the lead.	ST	

GDT-00142	Lead 3: Model Number	The Model of the lead.	ST	
GDT-00143	Lead 3: Serial Number	The Serial number of the lead.	ST	
GDT-00144	Lead 3: Polarity	The Polarity of the lead.	ST	
GDT-00145	Lead 3: Position	The Position of the lead.	ST	
GDT-00146	Lead 3: Status	The status of the lead.	ST	
GDT-00150	Lead 4: Implant Date	The Implant Date of the lead.	DT	
GDT-00151	Lead 4: Manufacturer	The Manufacturer of the lead.	ST	
GDT-00152	Lead 4: Model Number	The Model of the lead.	ST	
GDT-00153	Lead 4: Serial Number	The Serial number of the lead.	ST	
GDT-00154	Lead 4: Polarity	The Polarity of the lead.	ST	
GDT-00155	Lead 4: Position	The Position of the lead.	ST	
GDT-00156	Lead 4: Status	The status of the lead.	ST	
GDT-00160	Lead 5: Implant Date	The Implant Date of the lead.	DT	
GDT-00161	Lead 5: Manufacturer	The Manufacturer of the lead.	ST	
GDT-00162	Lead 5: Model Number	The Model of the lead.	ST	
GDT-00163	Lead 5: Serial Number	The Serial number of the lead.	ST	
GDT-00164	Lead 5: Polarity	The Polarity of the lead.	ST	
GDT-00165	Lead 5: Position	The Position of the lead.	ST	
GDT-00166	Lead 5: Status	The status of the lead.	ST	
GDT-00170	Lead 6: Implant Date	The Implant Date of the lead.	DT	
GDT-00171	Lead 6: Manufacturer	The Manufacturer of the lead.	ST	
GDT-00172	Lead 6: Model Number	The Model of the lead.	ST	
GDT-00173	Lead 6: Serial Number	Number The Serial number of the lead.	ST	
GDT-00174	Lead 6: Polarity	The Polarity of the lead.	ST	
GDT-00175	Lead 6: Position	The Position of the lead.	ST	
GDT-00176	Lead 6: Status	The status of the lead.	ST	
GDT-00180	Lead 7: Implant Date	The Implant Date of the lead.	DT	
GDT-00181	Lead 7: Manufacturer	The Manufacturer of the lead.	ST	
GDT-00182	Lead 7: Model Number	The Model of the lead.	ST	
GDT-00183	Lead 7: Serial Number	The Serial number of the lead.	ST	
GDT-00184	Lead 7: Polarity	The Polarity of the lead.	ST	
GDT-00185	Lead 7: Position	The Position of the lead.	ST	
GDT-00186	Lead 7: Status	The status of the lead.	ST	

a. Lead.x may or may not be viewable, depending on the version of the system.

Остаряла версия. Да не се използва.  
Zastaralá verze. Nepoužívát.  
Forældet version. Må ikke anvendes.  
Version überholt. Nicht verwenden.  
Aegunud versioon. Ärge kasutage.  
Παλιά έκδοση. Μην την χρησιμοποιείτε.  
Outdated version. Do not use.  
Versión obsoleta. No utilizar.  
Version périmée. Ne pas utiliser.  
Zastarjela verzija. Nemojte upotrebljavati.  
Úreлт útγάfa. Notið ekki.  
Versione obsoleta. Non utilizzare.  
Pasenusi versija. Neizmantot.  
Elavult verzió. Ne használja!  
Dit is een verouderde versie. Niet gebruiken.  
Wersja przeterminowana. Nie używać.  
Versão obsoleta. Não utilize.  
Versiune expirată. A nu se utiliza.  
Zastaraná verzia. Nepoužívát.  
Zastarela različica. Ne uporabite.  
Vanhentunut versio. Älä käytä.  
Föråldrad version. Använd ej.  
Güncel olmayan sürüm. Kullanmayın.

## EXAMPLE HL7 FILE

---

### CHAPTER 8

This chapter contains the following topics:

- “Example HL7 File” on page 8-2
- “Example Message 1 — S-ICD device” on page 8-2
- “Example Message 2 — Other devices (not S-ICD)” on page 8-3

Остаряла версия. Да не се използва.  
Zastaralá verze. Nepoužívat.  
Forældet version. Må ikke anvendes.  
Version überholt. Nicht verwenden.  
Version obsolete. Μην την χρησιμοποιείτε.  
Παλιά έκδοση. Μην την χρησιμοποιείτε.  
Outdated version. Do not use.  
Version obsolete. Ne utilizar.  
Zastarjela verzija. Nemojte upotrebljavati.  
Úreлт útγάfa. Notið ekki.  
Versione obsolete. Non utilizzare.  
Pasenusi versija. Neizmantot.  
Elavult verzió. Ne használja!  
Dit is een verouderde versie. Niet gebruiken.  
Wersja przeterminowana. Nie używać.  
Versão obsoleta. Não utilize.  
Versiune expirată. A nu se utiliza.  
Zastaraná verzia. Nepoužívať.  
Zastarela različica. Ne uporabite.  
Vanhentunut versio. Älä käytä.  
Föråldrad version. Använd ej.  
Güncel olmayan sürüm. Kullanmayın.

## EXAMPLE HL7 FILE

The following HL7 file examples show what a LATITUDE HL7 message might look like. These are only two examples of many possible outcomes. Data within the example messages is hypothetical, and not all LATITUDE HL7 terms are represented.

### EXAMPLE MESSAGE 1 — S-ICD DEVICE

```
MSH|^~\&|LATITUDE|BOSTON SCIENTIFIC||Test Clinic|20150209214153+0000||  
ORU^R01|1000000138|P|2.3.1|||NE|||UNICODE/1|en^English^ISO639  
PID|1|1000000009|1000000009~PID_001||Smith^Joe||20150101|U  
NTE|1|LATITUDE|.br\My Alerts.br\-----\br\Jan 26, 2015  
10:07 CST - Yellow Alert - Untreated episode.\br\Jan 26, 2015 10:04 CST -  
Yellow Alert - Shock therapy delivered to convert arrhythmia (treated episode).  
NTE|3|LATITUDE|.br\Jan 26, 2015 10:07 CST Untreated.br\Jan 26, 2015 10:04 CST  
Treated Shock Impedance: 77 Ohms.br\  
PV1||R  
PV2|||||Test Clinic group^^1  
OBR|1||1000000013|BostonScientific-LastInterrogation^Last Interrogation||  
201501261012-0600|201501261012-0600|||||DR|||201501261012-0600||F  
OBX|1|ST|GDT-00001^Result Source^GDT-LATITUDE||Remote Interrogation||||F  
OBX|2|ST|GDT-00002^Device Manufacturer^GDT-LATITUDE||BOSTON SCIENTIFIC||||F  
OBX|3|ST|GDT-00003^Device Type^GDT-LATITUDE||S-ICD||||F  
OBX|4|ST|GDT-00004^Device Name^GDT-LATITUDE|||F  
OBX|5|ST|GDT-00005^Device Model Name^GDT-LATITUDE||EMBLEM S-ICD||||F  
OBX|6|ST|GDT-00006^Device Model Number^GDT-LATITUDE||A209||||F  
OBX|7|ST|GDT-00007^Device Serial Number^GDT-LATITUDE||100564||||F  
OBX|8|DT|GDT-00108^Device Implant Date^GDT-LATITUDE||20150126||||F  
OBX|9|ED|GDT-01000^Presenting S-ECG Report^GDT-LATITUDE||Application^PDF^^Base64^  
{encoded PDF here}||||F||201501261012-0600  
OBX|10|ST|GDT-00009^Battery Status^GDT-LATITUDE||OK||||F  
OBX|11|NM|GDT-00008^Battery Gauge^GDT-LATITUDE||98|%%||F  
OBX|12|ST|GDT-00034^Therapy^GDT-LATITUDE||ON||||F  
OBX|13|NM|GDT-00074^Shock Zone^GDT-LATITUDE||220|bpm||F  
OBX|14|NM|GDT-00075^Shock Zone Shock Energy^GDT-LATITUDE||80|J||F  
OBX|15|NM|GDT-00079^Conditional Shock Zone^GDT-LATITUDE||200|bpm||||F  
OBX|16|NM|GDT-00084^Conditional Shock Zone Shock Energy^GDT-LATITUDE||80|J||||F  
OBX|17|ST|GDT-00229^Shock Polarity^GDT-LATITUDE||REV||||F  
OBX|18|NM|GDT-00230^SMART Charge Duration^GDT-LATITUDE||204.69|s||F  
OBX|19|NM|GDT-00231^SMART Charge Intervals^GDT-LATITUDE||133|||F  
OBX|20|ST|GDT-00226^Gain Setting^GDT-LATITUDE||1X||||F  
OBX|21|ST|GDT-00227^Sensing Configuration^GDT-LATITUDE||Alternate||||F  
OBX|22|ST|GDT-00228^Post Shock Pacing^GDT-LATITUDE||ON||||F  
OBX|23|ST|GDT-00097^Counters Since^GDT-LATITUDE||20150126||F  
OBX|24|NM|GDT-00220^Treated Episodes Counter Since Implant^GDT-LATITUDE||1||||F  
OBX|25|NM|GDT-00221^Treated Episodes Counter Since Last Reset^GDT-LATITUDE||1||||F  
OBX|26|NM|GDT-00222^Untreated Episodes Counter Since Implant^GDT-LATITUDE||1||||F  
OBX|27|NM|GDT-00223^Untreated Episodes Counter Since Last Reset^GDT-LATITUDE||1||||F  
OBX|28|NM|GDT-00224^Number of Shocks Delivered Since Implant^GDT-LATITUDE||1||||F  
OBX|29|NM|GDT-00225^Number of Shocks Delivered Since Last Reset^GDT-LATITUDE||1||||F  
OBX|30|ST|GDT-00032^Electrode Impedance Status^GDT-LATITUDE||OK||||F  
OBR|4||1000000013|BostonScientific-Leads^Lead Information||201501261012-0600|  
201501261012-0600|||||DR|||201501261012-0600||F  
OBX|1|ST|GDT-00121^Manufacturer^GDT-LATITUDE||BOSTON SCIENTIFIC||||F  
OBX|2|ST|GDT-00122^Model Number^GDT-LATITUDE||1030||||F  
OBX|3|ST|GDT-00123^Serial Number^GDT-LATITUDE||A123456||||F  
ZU1|https://www.was1.bostonscientific.com/clinic/emr/patient?id=123456789  
ZU2|Device Summary Report Version 6
```



**EXAMPLE MESSAGE 2 — OTHER DEVICES (NOT S-ICD)**

```

MSH|^~\&|LATITUDE|BOSTON SCIENTIFIC||Lakeview Drive No 2
Clinic|20100507203115+0000||ORU^R01|2500021|P|2.3.1|||NE|||UNICODE|EN^English^ISO639|
PID|1|7066374|7066374~CCa9972||Carroll^Carter_1^^|19490329|M|||^^^0BT19|||||
NTE|1|LATITUDE|\br\My Alerts\br\-----\br\05 May 2010-Device
parameter error. Print Device Settings report and review parameters. Contact LATITUDE
Customer Support.\br\05 May 2010-High atrial pacing lead impedance detected. Schedule
in-office follow-up to evaluate atrial pacing lead.\br\|
NTE|2|LATITUDE|Dismissed from Review List in LATITUDE by Terrill, Clementina_uk (CTe4276)
on 07 May 2010 at 22:31 CEST|
NTE|3|LATITUDE|\br\Events Since Last Follow-up(06 Jan 2010)\br\-----
-----\br\|
PV1|1|R|||CTe4276^Terrill^Clementina_uk^^|
OBR|1||2500092|BostonScientific-LastInterrogation^Last
Interrogation||20100505084709+0000|20100505084709+0000|||||CTe4276|DR|||20100505
084709+0000||F|
OBX|1|ST|GDT-00001^Result Source^GDT-LATITUDE||Remote Interrogation|||||F||
OBX|2|ST|GDT-00002^Device Manufacturer^GDT-LATITUDE||BOSTON SCIENTIFIC|||||F||
OBX|3|ST|GDT-00003^Device Type^GDT-LATITUDE||CRT-D|||||F||
OBX|4|ST|GDT-00004^Device Name^GDT-LATITUDE|||||F||
OBX|5|ST|GDT-00005^Device Model Name^GDT-LATITUDE||COGNIS 100-D|||||F||
OBX|6|ST|GDT-00006^Device Model Number^GDT-LATITUDE||P106|||||F||
OBX|7|ST|GDT-00007^Device Serial Number^GDT-LATITUDE||715154|||||F||
OBX|8|DT|GDT-00108^Device Implant Date^GDT-LATITUDE||20090505|||||F||
OBX|9|NM|GDT-00008^Battery Gauge^GDT-LATITUDE||0|||F||
OBX|10|ST|GDT-00009^Battery Status^GDT-LATITUDE||OK Approximate time to explant: N/
R|||F||
OBX|11|NM|GDT-00011^Charge Time^GDT-LATITUDE||N/R|||F||
OBX|12|DT|GDT-00012^Last Capacitor Re-form^GDT-LATITUDE||N/R|||F||
OBX|13|ST|GDT-00097^Counters Since^GDT-LATITUDE||20100106|||||F||
OBX|14|ST|GDT-00013^VF Episodes^GDT-LATITUDE||0|||F||
OBX|15|ST|GDT-00014^VT Episodes^GDT-LATITUDE||0|||F||
OBX|16|ST|GDT-00015^VT-1 Episodes^GDT-LATITUDE||0|||F||
OBX|17|ST|GDT-00016^Non-Sustained Ventricular Episodes^GDT-LATITUDE||0|||||F||
OBX|18|NM|GDT-00020^Atrial Percent Paced^GDT-LATITUDE||0%|||||F||
OBX|19|NM|GDT-00021^RV Percent Paced^GDT-LATITUDE||0%|||||F||
OBX|20|NM|GDT-00022^LV Percent Paced^GDT-LATITUDE||0%|||||F||
OBX|21|ST|GDT-00023^Right Atrial Lead Status^GDT-LATITUDE||OK|||||F||
OBX|22|ST|GDT-00024^RA Intrinsic Amplitude^GDT-LATITUDE||mV|||||F||
OBX|23|ST|GDT-00025^RA Pace Impedance^GDT-LATITUDE||Ohms|||||F||
OBX|24|ST|GDT-00026^Right Ventricular Lead Status^GDT-LATITUDE||OK|||||F||
OBX|25|ST|GDT-00027^RV Intrinsic Amplitude^GDT-LATITUDE||mV|||||F||
OBX|26|ST|GDT-00028^RV Pace Impedance^GDT-LATITUDE||Ohms|||||F||
OBX|27|ST|GDT-00029^LV Lead Status^GDT-LATITUDE||OK|||||F||
OBX|28|ST|GDT-00030^LV Intrinsic Amplitude^GDT-LATITUDE||mV|||||F||
OBX|29|ST|GDT-00031^LV Pace Impedance^GDT-LATITUDE||Ohms|||||F||
OBX|30|ST|GDT-00032^Shock Vector Status^GDT-LATITUDE||OK|||||F||
OBX|31|ST|GDT-00033^Shock Impedance^GDT-LATITUDE||Ohms|||||F||
OBX|32|ST|GDT-00034^V-Tachy Mode^GDT-LATITUDE||Monitor + Therapy|||||F||
OBX|33|ST|GDT-00036^Brady Mode^GDT-LATITUDE||DDDR|||||F||
OBX|34|NM|GDT-00037^Lower Rate Limit^GDT-LATITUDE||100[ $\text{min}^{-1}$ ]|F||
OBX|35|NM|GDT-00038^Maximum Tracking Rate^GDT-LATITUDE||110[ $\text{min}^{-1}$ ]|F||
OBX|36|NM|GDT-00039^Maximum Sensor Rate^GDT-LATITUDE||110[ $\text{min}^{-1}$ ]|F||
OBX|37|ST|GDT-00040^Sensitivity RA^GDT-LATITUDE||AGC 0.25[mV]|F||
OBX|38|ST|GDT-00041^Sensitivity RV^GDT-LATITUDE||AGC 0.6[mV]|F||
OBX|39|ST|GDT-00042^Sensitivity LV^GDT-LATITUDE||AGC 1.0[mV]|F||
OBX|40|ST|GDT-00043^Paced AV Delay^GDT-LATITUDE||30 - 300[ms]|F||
OBX|41|ST|GDT-00044^Sensed AV Offset^GDT-LATITUDE||-60[ms]|F||
    
```

```

OBX|42|ST|GDT-00047^A-Refractory (PVARP)^GDT-LATITUDE||150 - 450|ms||||F||
OBX|43|ST|GDT-00048^RV-Refractory (RVRP)^GDT-LATITUDE||150 - 450|ms||||F||
OBX|44|NM|GDT-00049^LV-Refractory (LVRP)^GDT-LATITUDE||250|ms||||F||
OBX|45|NM|GDT-00050^LV Protection Period^GDT-LATITUDE||400|ms||||F||
OBX|46|ST|GDT-00051^Ventricular Pacing Chamber^GDT-LATITUDE||BiV||||F||
OBX|47|NM|GDT-00052^Ventricular Pacing Chamber LV Offset^GDT-LATITUDE||0|ms||||F||
OBX|48|ST|GDT-00053^Pacing Output - RA^GDT-LATITUDE||3.5 V @ 0.4 ms||||F||
OBX|49|ST|GDT-00054^Pacing Output - RV^GDT-LATITUDE||3.5 V @ 0.4 ms||||F||
OBX|50|ST|GDT-00055^Pacing Output - LV^GDT-LATITUDE||3.5 V @ 0.4 ms||||F||
OBX|51|ST|GDT-00191^Lead Configuration (Pace/Sense) - RA^GDT-LATITUDE||Bipolar||||F||
OBX|52|ST|GDT-00192^Lead Configuration (Pace/Sense) - RV^GDT-LATITUDE||Bipolar||||F||
OBX|53|ST|GDT-00193^Lead Configuration (Pace/Sense) - LV^GDT-LATITUDE||||F||
OBX|54|ST|GDT-00056^ATR Mode Switch Mode^GDT-LATITUDE||DDI||||F||
OBX|55|ST|GDT-00057^ATR Mode Switch Rate^GDT-LATITUDE||170|min-1||||F||
OBX|56|NM|GDT-00074^VF Zone^GDT-LATITUDE||180|min-1||||F||
OBX|57|NM|GDT-00075^VF Shock 1 Energy^GDT-LATITUDE||41|J||||F||
OBX|58|NM|GDT-00076^VF Shock 2 Energy^GDT-LATITUDE||41|J||||F||
OBX|59|NM|GDT-00077^VF Max Shock Energy^GDT-LATITUDE||41|J||||F||
OBX|60|NM|GDT-00078^VF Number Of Additional Shocks^GDT-LATITUDE||6||||F||
OBX|61|NM|GDT-00079^VT Zone^GDT-LATITUDE||160|min-1||||F||
OBX|62|ST|GDT-00080^VT Zone ATP1 Type^GDT-LATITUDE||Off||||F||
OBX|63|ST|GDT-00081^VT Zone ATP1 Number of Bursts^GDT-LATITUDE||Off||||F||
OBX|64|ST|GDT-00082^VT Zone ATP2 Type^GDT-LATITUDE||Off||||F||
OBX|65|ST|GDT-00083^VT Zone ATP2 Number of Bursts^GDT-LATITUDE||Off||||F||
OBX|66|ST|GDT-00084^VT Shock 1 Energy^GDT-LATITUDE||0.1|J||||F||
OBX|67|ST|GDT-00085^VT Shock 2 Energy^GDT-LATITUDE||0.1|J||||F||
OBX|68|ST|GDT-00086^VT Max Shock Energy^GDT-LATITUDE||J||||F||
OBX|69|NM|GDT-00088^VT-1 Zone^GDT-LATITUDE||140|min-1||||F||
OBX|70|ST|GDT-00089^VT-1 ATP1 Type^GDT-LATITUDE||Off||||F||
OBX|71|ST|GDT-00090^VT-1 ATP1 Number of Bursts^GDT-LATITUDE||Off||||F||
OBX|72|ST|GDT-00091^VT-1 ATP2 Type^GDT-LATITUDE||Off||||F||
OBX|73|ST|GDT-00092^VT-1 ATP2 Number of Bursts^GDT-LATITUDE||Off||||F||
OBX|74|ST|GDT-00093^VT-1 Shock 1 Energy^GDT-LATITUDE||0.1|J||||F||
OBX|75|ST|GDT-00094^VT-1 Shock 2 Energy^GDT-LATITUDE||0.1|J||||F||
OBX|76|ST|GDT-00095^VT-1 Max Shock Energy^GDT-LATITUDE||Off|J||||F||
OBX|77|NM|GDT-00096^VT-1 Number Of Additional Max Energy Shocks^GDT-LATITUDE||3||||F||
OBR|2||2500092|BostonScientific-
Implant^Implant||20090505|20090505|||||CTe4276|DR||20090505||F||
OBX|1|ST|GDT-00001^Result Source^GDT-LATITUDE||Implant||||F||
OBX|2|ST|GDT-00002^Device Manufacturer^GDT-LATITUDE||BOSTON SCIENTIFIC||||F||
OBX|3|ST|GDT-00003^Device Type^GDT-LATITUDE||CRT-D||||F||
OBX|4|ST|GDT-00004^Device Name^GDT-LATITUDE||4||||F||
OBX|5|ST|GDT-00005^Device Model Name^GDT-LATITUDE||COGNIS 100-D||||F||
OBX|6|ST|GDT-00006^Device Model Number^GDT-LATITUDE||P106||||F||
OBX|7|ST|GDT-00007^Device Serial Number^GDT-LATITUDE||715154||||F||
OBX|8|DT|GDT-00108^Device Implant Date^GDT-LATITUDE||20090505||||F||
OBX|9|ST|GDT-00098^RA Intrinsic Amplitude^GDT-LATITUDE||7|mV||||F||
OBX|10|ST|GDT-00099^RA Pace Impedance^GDT-LATITUDE|||Ohms||||F||
OBX|11|ST|GDT-00100^RA Pace Threshold^GDT-LATITUDE||V @ ms||||F||
OBX|12|ST|GDT-00101^RV Intrinsic Amplitude^GDT-LATITUDE||mV||||F||
OBX|13|ST|GDT-00102^RV Pace Impedance^GDT-LATITUDE|||Ohms||||F||
OBX|14|ST|GDT-00103^RV Pace Threshold^GDT-LATITUDE||V @ ms||||F||
OBX|15|ST|GDT-00104^LV Intrinsic Amplitude^GDT-LATITUDE||mV||||F||
OBX|16|ST|GDT-00105^LV Pace Impedance^GDT-LATITUDE|||Ohms||||F||
OBX|17|ST|GDT-00106^LV Pace Threshold^GDT-LATITUDE||V @ ms||||F||
OBX|18|ST|GDT-00107^Shock Impedance^GDT-LATITUDE|||Ohms||||F||
OBR|3||2500092|BostonScientific-LastInOffice^Lead Test: In-
Office|||||CTe4276|DR||||F||
OBX|1|ST|GDT-00001^Result Source^GDT-LATITUDE||Lead Test: In-Office||||F||

```


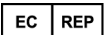


OBX|2|ST|GDT-00002^Device Manufacturer^GDT-LATITUDE||BOSTON SCIENTIFIC|||||F||  
OBX|3|ST|GDT-00003^Device Type^GDT-LATITUDE||CRT-D|||||F||  
OBX|4|ST|GDT-00004^Device Name^GDT-LATITUDE|||||||F||  
OBX|5|ST|GDT-00005^Device Model Name^GDT-LATITUDE||COGNIS 100-D|||||F||  
OBX|6|ST|GDT-00006^Device Model Number^GDT-LATITUDE||P106|||||F||  
OBX|7|ST|GDT-00007^Device Serial Number^GDT-LATITUDE||715154|||||F||  
OBX|8|DT|GDT-00108^Device Implant Date^GDT-LATITUDE||20090505|||||F||  
OBX|9|ST|GDT-00109^RA Intrinsic Amplitude^GDT-LATITUDE||<0.1|mV|||||F||||  
OBX|10|ST|GDT-00110^RA Pace Impedance^GDT-LATITUDE||<200|Ohms|||||F||||  
OBX|11|ST|GDT-00111^RA Pace Threshold^GDT-LATITUDE||N/R|||||F||||  
OBX|12|ST|GDT-00112^RV Intrinsic Amplitude^GDT-LATITUDE||<0.1|mV|||||F||||  
OBX|13|ST|GDT-00113^RV Pace Impedance^GDT-LATITUDE||<200|Ohms|||||F||||  
OBX|14|ST|GDT-00114^RV Pace Threshold^GDT-LATITUDE||N/R|||||F||||  
OBX|15|ST|GDT-00115^LV Intrinsic Amplitude^GDT-LATITUDE||<0.1|mV|||||F||||  
OBX|16|ST|GDT-00116^LV Pace Impedance^GDT-LATITUDE||<200|Ohms|||||F||||  
OBX|17|ST|GDT-00117^LV Pace Threshold^GDT-LATITUDE||N/R|||||F||||  
OBX|18|ST|GDT-00118^Shock Impedance^GDT-LATITUDE||<20|Ohms|||||F||||  
OBR|4||2500092|BostonScientific-Leads^Lead  
Information||20100507203115+0000|20100507203115+0000|||||||CTe4276||DR||||2010050720  
3115+0000|||F||  
ZU1|https://www.was1.bostonscientific.com:558/access/physician/patientDetails?id=7066374|  
ZU2|Device Summary Report Version 3|

Остаряла версия!  
Zastaralá verze!  
Forældet versjón!  
Version überholt!  
Aegunud versioon!  
Παλιά έκδοση.  
Outdated version.  
Version obsolete.  
Zastarjela verzija.  
Úrelt útgáfa.  
Versione obsolete.  
Pasenusi versija.  
Elavult verzió.  
Dit is een verouderde versie.  
Wersja przeterminowana.  
Versão obsoleta.  
Zastarana verzija.  
Zastarela različica.  
Vanhentunut versio.  
Föråldrad version.  
Güncel olmayan sürüm.  
Non utilizzare.  
Neizmantot.  
Nenaudokite.  
Niet gebruiken.  
Nie używać.  
Nepoužívať.  
Använd ej.  
Kullanmayın.

Остаряла версия. Да не се използва.  
Zastaralá verze. Nepoužívat.  
Forældet version. Må ikke anvendes.  
Version überholt. Nicht verwenden.  
Version obsolete. Mην την χρησιμοποιείτε.  
Αεγονud versioon. Ärge kasutage.  
Παλιά έκδοση. Μην την χρησιμοποιείτε.  
Outdated version. Do not use.  
Versión obsoleta. No utilizar.  
Version périmée. Ne pas utiliser.  
Zastarjela verzija. Nemojte upotrebljavati.  
Úreлт útгáfa. Notið ekki.  
Versione obsolete. Non utilizzare.  
Pasenusi versija. Neizmantot.  
Elavult verzió. Ne használja!  
Wersja przeterminowana. Nie używać.  
Utdatert versjon. Nenaudokite.  
Versão obsoleta. Não utilize.  
Versiune expirată. A nu se utiliza.  
Zastaraná verzia. Nepoužívat.  
Zastarela različica. Ne uporabite.  
Vanhentunut versio. Älä käytä.  
Föråldrad version. Använd ej.  
Güncel olmayan sürüm. Kullanmayın.

## SYMBOLS USED ON LABELING

### APPENDIX A

Symbol	Meaning
	Manufacturer
	Authorized representative in the European Community
	Australian sponsor address
	CE mark of conformity with the identification of the notified body authorizing use of the mark

Остаряла версия. Да не се използва.  
 Zastaralá verze. Nepoužívat.  
 Forældet version. Må ikke anvendes.  
 Version überholt. Nicht verwenden.  
 Version obsolete. Ärge kasutage.  
 Παλιά έκδοση. Μην την χρησιμοποιείτε.  
 Outdated version. Do not use.  
 Versión obsoleta. No utilizar.  
 Úrejt útɡáfa. Notið ekki.  
 Versione obsolete. Ne pas utiliser.  
 Zastarjela verzija. Nemojte upotrebljavati.  
 Úreлт útɡáfa. Notið ekki.  
 Novcojusi versija. Non utilizzare.  
 Pasenusi versija. Neizmantot.  
 Elavult verzió. Ne használja!  
 Utdatert versjon. Nenaudokite.  
 Wersja przeterminowana. Niet gebruiken.  
 Versão obsoleta. Não utilize.  
 Zastaraná verzia. A nu se utiliza.  
 Zastarela različica. Ne uporabite.  
 Vanhentunut versio. Älä käytä.  
 Föråldrad version. Använd ej.  
 Güncel olmayan sürüm. Kullanmayın.

Остаряла версия. Да не се използва.  
Zastaralá verze. Nepoužívát.  
Forældet version. Må ikke anvendes.  
Version überholt. Nicht verwenden.  
Aegunud versioón. Myn þyn Χρησιμοποιείτε.  
Παλιά έκδοση. Μην την Χρησιμοποιείτε.  
Outdated version. Do not use.  
Version obsoleta. No utilizar.  
Zastarjela verzija. Nemojte upotrebljavati.  
Úrelt útgáfa. Notið ekki.  
Versione obsoleta. Non utilizzare.  
Zastarjela verzija. Neizmantot.  
Novcojusi versija. Nenaudokite.  
Pasenusi versija. Ne használja!  
Elavult verzió. Ne használja!  
Dit is een verouderde versie. Niet gebruiken.  
Utdatert versjon. Skal ikke brukes.  
Wersja przeterminowana. Nie używać.  
Versão expiratã. A nu se utiliza.  
Zastaraná verzia. Nepoužívát.  
Zastarela različica. Ne uporabite.  
Vanhentunut versio. Älä käytä.  
Föråldrad version. Använd ej.  
Güncel olmayan sürüm. Kullanmayın.

Остаряла версия. Да не се използва.  
Zastaralá verze. Nepoužívat.  
Forældet version. Må ikke anvendes.  
Version überholt. Nicht verwenden.  
Aegunud versioön. Myn þyn Χρησιμοποιείτε.  
Παλιά έκδοση. Μην την Χρησιμοποιείτε.  
Outdated version. Do not use.  
Version obsoleta. No utilizar.  
Zastarjela verzija. Nemojte upotrebljavati.  
Úrelt útgáfa. Notið ekki.  
Versione obsolete. Non utilizzare.  
Zastarjela verzija. Neizmantot.  
Novcojusi versija. Nenaudokite.  
Pasenusi versija. Ne használja!  
Elavult verzió. Ne használja!  
Dit is een verouderde versie. Niet gebruiken.  
Wersja przeterminowana. Nie używać.  
Versão obsoleta. Não utilize.  
Zastaraná verzia. Nepoužívat.  
Zastarela različica. A nu se utiliza.  
Vanhentunut versio. Älä käytä.  
Föråldrad version. Använd ej.  
Güncel olmayan sürüm. Kullanmayın.



## Manufacturer

Boston Scientific Corporation  
4100 Hamline Avenue North  
St. Paul, MN 55112-5798 USA

EC REP

## Authorized representative in the European Community

Guidant Europe NV/SA; Boston Scientific  
Green Square, Lambroekstraat 5D  
1831 Diegem, Belgium

AUS

## Australian sponsor address

Boston Scientific (Australia) Pty Ltd  
PO Box 332  
BOTANY NSW 1455 Australia  
Free Phone 1 800 676 133  
Free Fax 1 800 836 666

Cardiac Pacemakers Incorporated  
4100 Hamline Avenue North  
St. Paul, MN 55112-5798 USA

Manufactured at: Cardiac Pacemakers Incorporated  
4100 Hamline Avenue North  
St. Paul, MN 55112-5798 USA

[www.bostonscientific.com](http://www.bostonscientific.com)

1.800.CARDIAC (227.3422)

+1.651.582.4000

© 2016 Boston Scientific Corporation or its affiliates.

All rights reserved.

359483-012 EN Europe 2020-03

# CE 2797

