

LATITUDE INTEGRATION IDCO SPECIFICATION

LATITUDE™ NXT

LATITUDE NXT Patient Management System

Outdated version. Do not use.
Version überholt. Nicht verwenden.
Version obsolète. Ne pas utiliser.
Versión obsoleta. No utilizar.
Versione obsoleta. Non utilizzare.
Verouderde versie. Niet gebruiken.
Föråldrad version. Använd ej.
Παλιά έκδοση. Μην την χρησιμοποιείτε.
Versão obsoleta. Não utilize.
Forældet version. Må ikke anvendes.
Zastaralá verzia. Nepoužívať.
Utdatert versjon. Skal ikke brukes.
Zastaraná verzia. Nepoužívať.
Elavult verzió. Ne használja!
Wersja nieaktualna. Nie używać.

Outdated version. Do not use.
Version überholt. Nicht verwenden.
Version obsolète. Ne pas utiliser.
Versión obsoleta. No utilizar.
Versione obsoleta. Non utilizzare.
Verouderde versie. Niet gebruiken.
Föråldrad version. Använd ej.
Παλιά έκδοση. Μην την χρησιμοποιείτε.
Versão obsoleta. Não utilize.
Forældet version. Må ikke anvendes.
Zastaralá verze. Nepoužívat.
Utdatert versjon. Skal ikke brukes.
Zastaraná verzia. Nepoužívať.
Elavult verzió. Ne használja!
Wersja nieaktualna. Nie używać.

OVERVIEW

The Boston Scientific LATITUDE remote patient monitoring system creates Implantable Device - Cardiac - Observation (IDCO) messages according to the specifications and definitions published in this document. The messages are compliant to the Integrating the Healthcare Enterprise (IHE) Patient Care Device (PCD) Technical Framework IDCO profile. These messages are used to deliver patient data to electronic medical record (EMR) or clinical information system (CIS) systems.

This document is intended for Boston Scientific (BSC) LATITUDE customers who (1) integrate IDCO messages into an EMR and (2) use EMR or CIS systems to track and manage patient data. The first section of this document (“LATITUDE IDCO Message Specification”) is intended primarily for technical personnel involved in message integration, while the second section is primarily intended for the clinician as further clarification of the Boston Scientific version of the data included in the message.

NOTES: *It is assumed that readers of this section are familiar with HL7 and IDCO terminology, specification syntax, data types, message structures, and semantics for IDCO messages. For more information see:*

- www.hl7.org for HL7 messaging
- www.ihe.net for IDCO messaging
- http://ihe.net/Technical_Framework/index.cfm#pcd for PCD-09 Technical Framework (consists of Vol. 1, 2, and 3)
- <http://standards.ieee.org/findstds/standard/11073-10103-2012.html> for IEEE IDCO nomenclature

Outdated version. Do not use.
Version überholt. Nicht verwenden.
Version obsolète. Ne pas utiliser.
Versión obsoleta. No utilizar.
Versione obsoleta. Non utilizzate.
Verouderde versie. Niet gebruiken.
Föråldrad version. Använd ej.
Παλιά έκδοση. Μην την χρησιμοποιείτε.
Versão obsoleta. Não utilize.
Forældet version. Må ikke anvendes.
Zastaralá verze. Nepoužívat.
Utdatert versjon. Skal ikke brukes.
Zastaraná verzia. Nepoužívať.
Elavult verzió. Ne használja!
Wersja nieaktualna. Nie używać.

TABLE OF CONTENTS

LATITUDE IDCO MESSAGE SPECIFICATION.....	1-1
CHAPTER 1	
Latitude IDCO Message Specification.....	1-2
Segment Structure	1-2
MSH Segment Structure.....	1-2
PID Segment Structure.....	1-2
Standard IDCO Patient Identifier (first identifier in the list).....	1-2
Latitude Patient ID (second identifier in the list).....	1-2
PV1 Segment Structure	1-3
PV2 Segment Structure	1-3
OBR Segment Structure.....	1-3
OBX Segment Structure.....	1-3
Output Parameters.....	1-4
NTE Segment Structure.....	1-4
Reports.....	1-4
Presenting EGM Report.....	1-4
Combined Follow-up Report.....	1-4
Arrhythmia Logbook Report.....	1-4
HF PERSPECTIV™ Report.....	1-4
Report Names in the Message.....	1-5
Base Terms.....	1-5
CONVERSION OF IMPLANTED DEVICE DATA INTO IDCO MESSAGES.....	2-1
CHAPTER 2	
Battery Status.....	2-2
SET_BRADY_SENSOR_TYPE.....	2-2
Episode Mapping.....	2-2
Counter Mapping.....	2-3
Lead Configuration Mapping.....	2-4
System Limitations.....	2-5
Alert and Warning Definitions.....	2-5
Reports.....	2-6
EXAMPLE IDCO FILES.....	3-1
CHAPTER 3	
Example IDCO Files.....	3-2

Example Message 1 — S-ICD device	3-2
Example Message 2 — Other devices (not S-ICD).....	3-4
SYMBOLS USED ON LABELING.....	A-1
APPENDIX A	

Outdated version. Do not use.
Version überholt. Nicht verwenden.
Version obsolète. Ne pas utiliser.
Versión obsoleta. No utilizar.
Versione obsoleta. Non utilizzare.
Verouderde versie. Niet gebruiken.
Föråldrad version. Använd ej.
Παλιά έκδοση. Μην την χρησιμοποιείτε.
Versão obsoleta. Não utilize.
Forældet version. Må ikke anvendes.
Zastaralá verze. Nepoužívat.
Utdatert versjon. Skal ikke brukes.
Zastaraná verzia. Nepoužívať.
Elavult verzió. Ne használja!
Wersja nieaktualna. Nie używać.

LATITUDE IDCO MESSAGE SPECIFICATION

CHAPTER 1

This chapter contains the following topics:

- “Latitude IDCO Message Specification” on page 1-2
- “Segment Structure” on page 1-2
- “MSH Segment Structure” on page 1-2
- “PID Segment Structure” on page 1-2
- “PV1 Segment Structure” on page 1-3
- “PV2 Segment Structure” on page 1-3
- “OBR Segment Structure” on page 1-3
- “OBX Segment Structure” on page 1-3
- “Output Parameters” on page 1-4
- “NTE Segment Structure” on page 1-4
- “Reports” on page 1-4
- “Base Terms” on page 1-5

LATITUDE IDCO MESSAGE SPECIFICATION

The LATITUDE IDCO message is a PCD-09 message per IHE PCD Technical Framework Revision 3.0, October 11th, 2013. Per the technical framework, the message is a standard HL7 v2.6 unsolicited orders and observations message containing observations taken by the implanted device and coded using the ISO/IEEE 11073-10103:2014 IDC nomenclature. This international standard describes a universal model for medical electronic data interoperability.

Values inside quotation marks in the value columns in the tables below indicate hardcoded values that will always appear as shown. Values without quotation marks either indicate an example or a description of the value.

SEGMENT STRUCTURE

All data sent are per PCD-09. Information included in this section is intended to define the BSC output for IDCO messages. It is not exhaustive and is not intended to further define the IDCO nomenclature.

MSH SEGMENT STRUCTURE

The MSH segment contains information about the sender and receiver of the message, the type of the message, a time stamp, etc. It is the first segment of the IDCO message.

ELEMENT NAME	SEQ	SUB SEQ	VALUE
Sending application	3		"LATITUDE"
Sending facility	4		"BOSTON SCIENTIFIC"
Receiving facility	6		LATITUDE Clinic Name
Character set	18		"UNICODE UTF-8"

PID SEGMENT STRUCTURE

The PID segment contains patient identifier information such as name, ID codes, zip code, etc. This information is used for patient matching.

LATITUDE allows clinics to (optionally) add their own Patient ID to the LATITUDE system. The optional patient ID is included in the exported IDCO message. If used, these clinic-defined patient ID appear in the patient identifier list (sequence 3) as text after a tilde (~) character.

Standard IDCO Patient Identifier (first identifier in the list)

ELEMENT NAME	SEQ	SUB SEQ	VALUE
Patient Identifier	3		
Assigning Authority	3	4	"BSX"

Latitude Patient ID (second identifier in the list)

ELEMENT NAME	SEQ	SUB SEQ	VALUE
Patient Identifier List	3		
ID Number	3	1	LATITUDE Patient ID
Assigning Authority	3	4	LATITUDE Clinic Name
Identifier Type Code	3	5	"U"

Example:


```
PID|1|model:N119/serial:123456^^^BSX^U~{LATITUDE Patient ID}
^^^{LATITUDE Clinic Name}^U||PatientLastName^PatientFirstName
^^^^^|19550116|U|...
```

PV1 SEGMENT STRUCTURE

The PV1 (Patient Visit) segment contains information regarding the patient's attending physician.

ELEMENT NAME	SEQ	SUB SEQ	VALUE
Patient class	2		"R"

PV2 SEGMENT STRUCTURE

The PV2 (Patient Visit 2) segment contains information regarding the patient's LATITUDE group.

ELEMENT NAME	SEQ	SUB SEQ	VALUE
Organization name (group)	23	1	LATITUDE group name Example: Cardiology
ID number (primary or secondary patient group)		3	1 See note a

- a. This value will be "1" if the HL7 file is associated with the primary LATITUDE group, and it will be "2" if it is associated with the secondary LATITUDE group.

OBR SEGMENT STRUCTURE

OBR segments are the section headers for individual OBX interrogation information segments. They contain data such as timestamps, report identifier, and a unique system-generated identifier.

ELEMENT NAME	SEQ	SUB SEQ	EXAMPLE VALUE
Universal Service Identifier	4		
Identifier		1	754053
Text		2	See note a
Observation date/time #	7		20060429080005+0000 See note b
Result Status	25		"F" See note c

- a. The universal service identifier text will be of the form MDC_IDC_ENUM_SESS_TYPE_{session type} (e.g., MDC_IDC_ENUM_SESS_TYPE_RemoteScheduled).
- b. Observation date/time will be the timestamp for when the implanted device interrogation occurred. The timestamp will be in the time zone that is set up for the patient.
- c. Result status will be "F" (final results).

OBX SEGMENT STRUCTURE

OBX segments contain data gathered during the most recent device interrogation.

ELEMENT NAME	SEQ	SUB SEQ	VALUE
Observation result status	11		"F" See note a
Date/Time of the Observation	14		20060317170000+0000 See note b

- a. Result status will be "F" (final results).
b. Date of the measurement will be included if the measurement date differs from the observation date in the OBR.

OUTPUT PARAMETERS

- Strings will be sent in the language configured for the clinic in LATITUDE.
- Numerical values will always be sent using the dot "." as the radix point (i.e., decimal point).

NTE SEGMENT STRUCTURE

- S-ICD Devices

- The first NTE will contain settings information in a *label:value* format with each setting separated by a line break (\.br\). Example:

```
NTE|1||Sensing Configuration: Primary\.br\Gain Setting: 2X\.br\
Post Shock Pacing: ON
```

- If there is device status information, all device status will be in the second NTE. Example:

```
NTE|2||Device requires immediate attention.\.br\\.br\Contact Boston
Scientific - BD.\.br\\.br\Americas: 1.800.CARDIAC (227.3422) or
+1.651.582.4000\.br\Europe, Middle East, Africa: +32 2 416 7222\.br\Asia
Pacific: +61 2 8063 8299
```

- All Other Devices

- If there is an alert, there will be one NTE for each alert.

- If there is a warning, a warning NTE will precede one or more alert NTEs. A warning NTE will contain one or more warnings in one NTE.

REPORTS

Presenting EGM Report

If available in the payload received from the PG, the Presenting EGM Report is attached to the message as a PDF and is associated with the appropriate APMRT episode using the group ID (OBX-4) for the APMRT episode.

Combined Follow-up Report

A Combined Follow-up Report is attached to the message as a PDF in a separate OBX.

Arrhythmia Logbook Report

An Arrhythmia Logbook Report is attached to the message as a PDF in a separate OBX.

HF PERSPECTIV™ Report

An HF PERSPECTIV™ Report is attached to the message as a PDF in a separate OBX.

Report Names in the Message

Each OBX segment will include the report name in OBX-3.5. Example:

```
OBX|51|ED|18750-0^Cardiac Electrophysiology Report^LN^Combined  

    Follow-up Report||Application^PDF^^Base64^{base 64 encoded PDF here}|...
```

BASE TERMS

The following table lists nomenclature terms that may be included in a BSC IDCO message.

Reference ID	Display Name
PREPEND MDC_IDC_DEV	Implantable Cardiac Device
_TYPE	Implantable Cardiac Device Type
_MODEL	Implantable Cardiac Device Model
_SERIAL	Implantable Cardiac Device Serial Number
_MFG	Implantable Cardiac Device Manufacturer
_IMPLANT_DT	Implantable Cardiac Device Implant Date
PREPEND MDC_IDC_LEAD	Implantable Lead Attributes
_MODEL	Implantable Lead Model
_SERIAL	Implantable Lead Serial Number
_MFG	Implantable Lead Manufacturer
_IMPLANT_DT	Implantable Lead Implant Date
_POLARITY_TYPE	Implantable Lead Polarity Type
_LOCATION	Implantable Lead Location
_LOCATION_DETAIL_1	Implantable Lead Location Detail 1
PREPEND MDC_IDC_SESS	Interrogation Session
_DTM	Date Time Interrogation Session
_TYPE	Type Interrogation Session
_CLINIC_NAME	Clinic Name
PREPEND MDC_IDC_MSMT	Measurements
_BATTERY	Battery Measurements
_DTM	Battery Date Time of Measurements
_STATUS	Battery Status
_REMAINING_LONGEVITY	Battery Remaining Longevity
_REMAINING_PERCENTAGE	Battery Remaining Percentage
_CAP	Capacitor Measurements
_CHARGE_DTM	Capacitor Last Charge Date Time
_CHARGE_TIME	Capacitor Charge Time
_CHARGE_TYPE	Capacitor Charge Type

_CHARGE_ENERGY	Charge Energy
LEADCHNL[CHAMBER]	Lead Channel Measurements
DTM[STRTEND]	Lead Channel Measurements Date and Time
_LEAD_CHANNEL_STATUS	Lead Channel Status
LEADCHNL[CHAMBER]_SENSING	Lead Channel Sensing Measurements
_INTR_AMPL_[MMM]	Lead Channel Sensing Intrinsic Amplitude
_POLARITY	Lead Channel Sensing Polarity
LEADCHNL[CHAMBER]_PACING_THRESHOLD	Lead Channel Pacing Threshold Measurements
_AMPLITUDE	Lead Channel Pacing Threshold Amplitude
_PULSEWIDTH	Lead Channel Pacing Threshold Pulse Width
_MEASUREMENT_METHOD	Lead Channel Pacing Threshold Measurement Method
_POLARITY	Lead Channel Pacing Threshold Polarity
LEADCHNL[CHAMBER]_IMPEDANCE	Lead Channel Impedance Measurements
_VALUE	Lead Channel Impedance Value
_POLARITY	Lead Channel Impedance Polarity
_LEADHVCHNL	Lead High Voltage Channel Measurements
DTM[STRTEND]	Lead High Voltage Channel Date Time
_IMPEDANCE	Lead High Voltage Channel Impedance
_MEASUREMENT_TYPE	Lead High Voltage Channel Measurement Type
_STATUS	Lead High Voltage Channel Status
PREPEND MDC_IDC_SET	Settings
_CRT	CRT Settings
_LVRV_DELAY	CRT LV-RV Delay
_PACED_CHAMBERS	Ventricular chambers paced during CRT pacing
LEADCHNL[CHAMBER]	Lead Channel Settings
LEADCHNL[CHAMBER]_SENSING	Lead Channel Settings Sensing
_SENSITIVITY	Lead Channel Setting Sensing Sensitivity
_POLARITY	Lead Channel Setting Sensing Polarity
_ANODE_LOCATION_[1..3]	Lead Channel Setting Sensing Anode Location
_ANODE_ELECTRODE_[1..3]	Lead Channel Setting Sensing Anode Terminal
_CATHODE_LOCATION_[1..3]	Lead Channel Setting Sensing Cathode Location
_CATHODE_ELECTRODE_[1..3]	Lead Channel Setting Sensing Cathode Terminal
_ADAPTATION_MODE	Lead Channel Setting Sensing Adaptation Mode

LEADCHNL[CHAMBER]_PACING	Lead Channel Settings Pacing
_AMPLITUDE	Lead Channel Setting Pacing Amplitude
_PULSEWIDTH	Lead Channel Setting Pacing Pulse Width
_POLARITY	Lead Channel Setting Pacing Polarity
_ANODE_LOCATION_[1..3]	Lead Channel Setting Pacing Anode Location
_ANODE_ELECTRODE_[1..3]	Lead Channel Setting Pacing Anode Terminal
_CATHODE_LOCATION_[1..3]	Lead Channel Setting Pacing Cathode Location
_CATHODE_ELECTRODE_[1..3]	Lead Channel Setting Pacing Cathode Terminal
_CAPTURE_MODE	Lead Channel Setting Pacing Capture Mode
_BRADY	Brady Settings
_MODE	Brady Setting Mode (NBG Code)
_LOWRATE	Brady Setting Lower Rate Limit
_SENSOR_TYPE	Brady Setting Sensor Type
_MAX_TRACKING_RATE	Brady Setting Maximum Tracking Rate
_MAX_SENSOR_RATE	Brady Setting Maximum Sensor Rate
_SAV_DELAY_[HIGHLOW]	Brady Setting SAV Delay
_PAV_DELAY_[HIGHLOW]	Brady Setting PAV Delay
_AT_MODE_SWITCH_MODE	Brady Setting AT Mode Switch Mode
_AT_MODE_SWITCH_RATE	Brady Setting AT Mode Switch Rate
_TACHYTHERAPY	Tachy Therapy Settings
_VSTAT	Tachy Therapy Setting Ventricular Status
_ZONE	Zone Settings
_TYPE	Zone Setting Type Category
_VENDOR_TYPE	Zone Setting Vendor Type Category
_STATUS	Zone Setting Status
_DETECTION_INTERVAL	Zone Setting Detection Interval
_DETECTION_DETAILS	Detection Details
_TYPE_ATP_[1..10]	Zone Setting ATP Type
_NUM_ATP_SEQS_[1..10]	Zone Setting Number of ATP Sequences
_SHOCK_ENERGY_[1..10]	Zone Setting Shock Energy
_NUM_SHOCKS_[1..10]	Zone Setting Number of Shocks
PREPEND MDC_IDC_STAT	Statistics
DTM[STRTEND]	Statistic Date Time

_BRADY	Brady Statistics
DTM[STRTEND]	Brady Statistic Date Time
_RA_PERCENT_PACED	Brady Statistic RA Percent Paced
_RV_PERCENT_PACED	Brady Statistic RV Percent Paced
_AT	Atrial Tachy Statistics
DTM[STRTEND]	Atrial Tachy Statistic Date Time
_BURDEN_PERCENT	Atrial Tachy Statistic AT/AF Burden Percent
_CRT	CRT Statistics
DTM[STRTEND]	CRT Statistic Date Time
_LV_PERCENT_PACED	CRT Statistic LV Percent Paced
_TACHYTHERAPY	Tachy Therapy Statistics
_SHOCKS_DELIVERED_RECENT	Recent Shocks Delivered
_RECENT_DTM_[STRTEND]	Recent Date Time
_SHOCKS_DELIVERED_TOTAL	Total Shocks Delivered
_TOTAL_DTM_[STRTEND]	Total Date Time
_SHOCKS_ABORTED_RECENT	Recent Shocks Aborted
_SHOCKS_ABORTED_TOTAL	Total Shocks Aborted
_ATP_DELIVERED_RECENT	Recent ATP Delivered
_ATP_DELIVERED_TOTAL	Total ATP Delivered
_EPISODE	Episode Statistics
_TYPE	Episode Statistic Type Category
_TYPE_INDUCED	Episode Statistic Type Induced
_VENDOR_TYPE	Episode Statistic Vendor Type Category
_RECENT_COUNT	Episode Statistic Recent Count
_RECENT_COUNT_DTM_[STRTEND]	Episode Statistic Recent Date Time
_TOTAL_COUNT	Total Count
_TOTAL_COUNT_DTM_[STRTEND]	Total Date Time
PREPEND MDC_IDC_EPISODE	Episode
_ID	Episode Identifier
_DTM	Episode Date Time
_TYPE	Episode Type Category
_TYPE_INDUCED	Episode Type Induced Flag
_VENDOR_TYPE	Episode Vendor Type Category

_ATRIAL_INTERVAL_AT_DETECTION	Episode Detection Interval Atrial
_VENTRICULAR_INTERVAL_AT_DETECTION	Episode Detection Interval Ventricular
_DETECTION_THERAPY_DETAILS	Episode Detection And Therapy Details
_DURATION	Episode Duration

Outdated version. Do not use.
Version überholt. Nicht verwenden.
Version obsolete. Ne pas utiliser.
Versión obsoleta. No utilizar.
Versione obsoleta. Non utilizzare.
Verouderde versie. Niet gebruiken.
Föråldrad version. Använd ej.
Παλιά έκδοση. Μην την χρησιμοποιείτε.
Versão obsoleta. Não utilize.
Forældet version. Må ikke anvendes.
Zastaralá verze. Nepoužívat.
Utdatert versjon. Skal ikke brukes.
Zastaraná verzia. Nepoužívať.
Elavult verzió. Ne használja!
Wersja nieaktualna. Nie używać.

Outdated version. Do not use.
Version überholt. Nicht verwenden.
Version obsolète. Ne pas utiliser.
Versión obsoleta. No utilizar.
Versione obsoleta. Non utilizzare.
Verouderde versie. Niet gebruiken.
Föråldrad version. Använd ej.
Παλιά έκδοση. Μην την χρησιμοποιείτε.
Versão obsoleta. Não utilize.
Forældet version. Må ikke anvendes.
Zastaralá verze. Nepoužívat.
Utdatert versjon. Skal ikke brukes.
Zastaraná verzia. Nepoužívať.
Elavult verzió. Ne használja!
Wersja nieaktualna. Nie używać.

CONVERSION OF IMPLANTED DEVICE DATA INTO IDCO MESSAGES

CHAPTER 2

This chapter contains the following topics:

- “Battery Status” on page 2-2
- “SET_BRADY_SENSOR_TYPE” on page 2-2
- “Episode Mapping” on page 2-2
- “Counter Mapping” on page 2-3
- “Lead Configuration Mapping” on page 2-4
- “System Limitations” on page 2-5
- “Alert and Warning Definitions” on page 2-5
- “Reports” on page 2-6

Outdated version. Do not use.
Version überholt. Nicht verwenden.
Version obsolete. Ne pas utiliser.
Versión obsoleta. No utilizar.
Versione obsoleta. Non utilizzare.
Verouderde versie. Niet gebruiken.
Föråldrad version. Använd ej.
Παλιά έκδοση. Μην την χρησιμοποιείτε.
Versão obsoleta. Não utilize.
Forældet version. Må ikke anvendes.
Zastaralá verze. Nepoužívat.
Utdatert versjon. Skal ikke brukes.
Zastaraná verzia. Nepoužívať.
Elavult verzió. Ne használja!
Wersja nieaktualna. Nie używać.

BATTERY STATUS

Enumerations for battery parameters map to BSC battery status as follows:

BSC BATTERY STATUS (S-ICD Devices)	BSC BATTERY STATUS (All Other Devices)	IDCO BATTERY STATUS
>10% remaining to ERI	BOL	BOS
<= 10% remaining to ERI	OY	MOS
ERI	ERI	RRT
EOL	EOL	EOS

When an implanted device enters limited telemetry, it's battery status could be either ERI or EOL. Either battery status will result in the same message: ENUM_BATTERY_STATUS_RRT (ERI) in MSMT_BATTERY_STATUS with the ERI timestamp in MSMT_BATTERY_DTM. This condition applies to limited telemetry only and does not apply to S-ICD devices.

SET_BRADY_SENSOR_TYPE

The sensor type will be sent as shown in the table below.

VALUE SENT FOR SET_BRADY_SENSOR_TYPE VARIABLE BASED ON IMPLANTED DEVICE SETUP	IMPLANTED DEVICE SETTING
"Accelerometer"	Accelerometer only
"Minute Ventilation"	MV only
"Accelerometer + MV"	Accelerometer and MV

The above values will only be sent if the rate can be driven by the sensor (i.e., not sent if the sensor is in a monitor-only state).

The above values will be sent if the rate can be driven in the normal brady mode or in ATR (i.e., the value is not just reflective of the normal brady mode).

Note that "ATR Only" can be displayed in reports when the ATR mode is a rate-responsive mode, and the normal brady mode is not rate responsive. In that case, the text (e.g., "Accelerometer") will still be sent for the ATR mode. The user can look at the brady mode and ATR mode and determine that the rate response is for ATR only.

EPISODE MAPPING

Episodes, counters, etc., will be sent relative to the information that is contained in the interrogation. The same information will be sent initially and in a subsequent resend even if there are interrogations in between. Note that the EMR output will not always match what is displayed in the Quick Notes report because Quick Notes display episodes, alerts, and counters since the last reset. Episodes are represented by a combination of normative and vendor-specific types. Some Boston Scientific episode types cannot be uniquely represented in the current IDCO nomenclature.

BSC EPISODE ID	BSC EPISODE TYPE	IDCO NORMATIVE EPISODE TYPE	IDCO VENDOR-SPECIFIC EPISODE TYPE
V-x	VF	VF	BSX-Zone_VF
V-x	VT	VT	BSX-Epis_VT

V-x	VT (V>A)	VT	BSX-Epis_VT
V-x	Tachy	For SSI devices, if the lead is in the: • V – VT • A – AT/AF • Unspecified – VT	Blank
V-x	NonSust	For SSI devices, if the lead is in the: • V – VT • A – AT/AF • Unspecified – VT	If A, blank else BSX-Epis_NSVT
V-x	SVT (V≤A)	SVT	BSX-Zone_SVT
V-x	VT-1	VT	BSX-Epis_VT-1
RMS-x	RMS	Other	BSX-Epis_RMS
RYTHMIQ™-x	RYTHMIQ™	Other	BSX-Epis_RMS
ATR-x	ATR	ATAF	BSX-Epis_ATR
PMT-x	PMT	Other	BSX-Epis_PMT
SBR-x	SBR	Other	None
PTM-x	PTM	Patient Activated	BSX-Epis_PTM
V-x	Cmd V	Other	None
V-x	NonSustV	VT	BSX-Epis_NSVT
APMRT-x	APM RT	Periodic EGM	BSX-Epis_APMRT
RVAT-x	RV Auto	Other	None
RAAT-x	RA Auto	Other	None
LVAT-x	LV Auto	Other	None
MRI-x	MRI	Other	None
<episode number>	Treated	VF	BSX-Zone_VF
<episode number>	Untreated	Other	See note a

a. The vendor-specific episode type OBX will be in the message with a blank observation value.

COUNTER MAPPING

Some counters are summed before sending in the message. This is because all Boston Scientific counters currently cannot be represented in the IDCO nomenclature. The counter values sent will be since the last reset.

BSC EPISODE COUNTER	IDCO STATISTIC NORMATIVE EPISODE TYPE	IDCO STATISTIC VENDOR-SPECIFIC EPISODE TYPE
Treated	VF	BSX-Epis_VF
Untreated	Other	See note a
VT (V>A)	VT	BSX-Epis_VT

Tachy	VT	BSX-Epis_VT
NonSust	VT	BSX-Epis_NSVT
NonSustV	VT	BSX-Epis_NSVT
SVT ($V \leq A$)	SVT	BSX-Epis_SVT
ATR	AT/AF	BSX-Epis_ATR
MRI	Other	See note a
VF	VF	BSX-Epis_VF
VT	VT	BSX-Epis_VT
VT-1	VT	BSX-Epis_VT-1
Cmd	Other	See note a
No Therapy Programmed	Monitor	See note a
Other Untreated	Other	See note a
RMS	Other	BSX-Epis_RMS
RYTHMIQ™	Other	BSX-Epis_RMS
PMT	Other	BSX-Epis_PMT
SBR	Other	See note a
PTM	Patient Activated	BSX-Epis_PTM
APM RT	Periodic EGM	BSX-Epis_APMRT
RA Auto	Other	See note a
RV Auto	Other	See note a
LV Auto	Other	See note a

a. The vendor-specific counter stat OBX will be in the message with a blank observation value.

LEAD CONFIGURATION MAPPING

The table below shows how IDCO and BSC define multi-electrode leads. This table is not intended as an exhaustive list, but rather includes only enumerations that may not be obvious.

The definitions that BSC use are designed to be consistent with the Programmer Recorder Monitor (PRM) and the LATITUDE website.

BSC ELECTRODE NAME	IDCO ELECTRODE LOCATION	IDCO ELECTRODE NAME
Can	Other	Can
LVTip1	LV	Tip
LVRing2	LV	Ring1
LVRing3	LV	Ring2
LVRing4	LV	Ring3

MDC_IDC_ENUM_ELECTRODE_LOCATION (pace/sense anode/cathode location) currently does not include an enumeration for the pocket (i.e., can). Location will be sent as "other" and electrode as "can."

A "check lead" status indicates a possible issue with the lead; however, the absence of a "check lead" status does not indicate a properly performing lead. A "check lead" status will be sent if any of the following status indicators are present:

- S-ICD Devices
 - High electrode impedance
- All Other Devices
 - Lead safety switch
 - Impedance out of range
 - Amplitude out of range
 - Low shock impedance
 - High shock impedance
 - High voltage during charge

For MSMT_LEADCHNL_[CHAMBER] (i.e., lead channel measurements such as intrinsic amplitude, lead impedance, pacing threshold), only one timestamp range is possible for all measurements (i.e., not one range per measurement) in the current IDCO nomenclature. If the measurement times are different, a timestamp range (i.e., MIN, MAX) will be sent that is inclusive of the time of all the measurements. Further, the values that will be sent will be an IDCO MEAN value per the IDCO nomenclature. However, the values are single measurements and are not mean values over the timestamp range.

SYSTEM LIMITATIONS

- Tachy-specific and chamber-specific output are as precise as possible. However, in some cases, the importance of sending the data and the fact that IDCO cannot represent certain parameters warrants sending the data anyway. For example, VT-zone information is sent as if brady devices had a VT zone.
- For devices that do not have the automatic pace threshold (Autothreshold feature), the last in-office threshold measurement will be sent.
- Proper reporting of implanted device data and alert notifications by the LATITUDE NXT system depends on the implanted device clock being programmed accurately with a Programmer/Recorder/Monitor (PRM). Proper reporting may continue to be impacted for some period of time after the implanted device clock is programmed correctly, depending on the amount of data received with inaccurate time information and the time difference of the implanted device clock error.
- Strings will be sent in the language configured for the clinic in LATITUDE.

ALERT AND WARNING DEFINITIONS

Warning and alert messages are included in the message as notes that may or may not be displayed in an EMR. A warning or alert is included in the message if the data that was uploaded from the PG drove the warning or alert.

REPORTS

Presenting EGM Report

If available in the payload received from the PG, the Presenting EGM Report is attached to the message as a PDF and is associated with the appropriate APMRT episode using the group ID (OBX-4) for the APMRT episode.

Combined Follow-up Report

A Combined Follow-up Report is attached to the message as a PDF.

Arrhythmia Logbook Report

An Arrhythmia Logbook Report is attached to the message as a PDF in a separate OBX.

HF PERSPECTIV™ Report

An HF PERSPECTIV™ Report is attached to the message as a PDF in a separate OBX.

Outdated version. Do not use.
Version überholt. Nicht verwenden.
Version obsolete. Ne pas utiliser.
Versión obsoleta. No utilizar.
Versione obsoleta. Non utilizzare.
Verouderde versie. Niet gebruiken.
Föråldrad version. Använd ej.
Παλιά έκδοση. Μην την χρησιμοποιείτε.
Versão obsoleta. Não utilize.
Forældet version. Må ikke anvendes.
Zastaralá verzia. Nepoužívať.
Utdatert versjon. Skal ikke brukes.
Zastaraná verzia. Nepoužívať.
Elavult verzió. Ne használja!
Wersja nieaktualna. Nie używać.

EXAMPLE IDCO FILES

CHAPTER 3

This chapter contains the following topics:

- “Example IDCO Files” on page 3-2
- “Example Message 1 — S-ICD device” on page 3-2
- “Example Message 2 — Other devices (not S-ICD)” on page 3-4

Outdated version. Do not use.
Version überholt. Nicht verwenden.
Version obsolète. Ne pas utiliser.
Versión obsoleta. No utilizar.
Versione obsoleta. Non utilizzare.
Verouderde versie. Niet gebruiken.
Föråldrad version. Använd ej.
Παλιά έκδοση. Μην την χρησιμοποιείτε.
Versão obsoleta. Não utilize.
Forældet version. Må ikke anvendes.
Zastaralá verze. Nepoužívat.
Utdatert versjon. Skal ikke brukes.
Zastaraná verzia. Nepoužívať.
Elavult verzió. Ne használja!
Wersja nieaktualna. Nie używać.

EXAMPLE IDCO FILES

The following example IDCO files show what LATITUDE IDCO messages might look like. These are only two examples of the many possible outcomes. Data within the example messages is hypothetical, and not all LATITUDE IDCO terms are represented.

EXAMPLE MESSAGE 1 — S-ICD DEVICE

```
MSH|^~\&|LATITUDE|BOSTON SCIENTIFIC||Test Clinic|201502091852+0000||
ORU^R01^ORU_R01|1000000134|P|2.6|||||UNICODE UTF-8|en^English||IHE_
PCD_009^IHE_PCD^1.3.6.1.4.1.19376.1.6.1.9.1^ISO
PID|1||model:A209/serial:100564^^^BSX^U~PID_001^^^Test Clinic^U||
Smith^Joe||20150101|U
PV1|1|R
PV2|||||||||||||||||Test Clinic group^^1
OBR|1||1000000013|754052^MDC_IDC_ENUM_SESS_TYPE_RemoteDeviceInitiated
^MDC|||201501261012-0600|||||T|||||F
NTE|1||Sensing Configuration: Alternate.br\Gain Setting: 1X.br\
Post Shock Pacing: ON
NTE|2||Jan 26, 2015 10:07 CST - Yellow Alert - Untreated episode.
NTE|3||Jan 26, 2015 10:04 CST - Yellow Alert - Shock therapy
delivered to convert arrhythmia (treated episode).
OBX|1|CWE|720897^MDC_IDC_DEV_TYPE^MDC||753666^MDC_IDC_ENUM_DEV_
TYPE_ICD^MDC|||||F
OBX|2|ST|720898^MDC_IDC_DEV_MODEL^MDC||A209|||F
OBX|3|ST|720899^MDC_IDC_DEV_SERIAL^MDC||100564|||F
OBX|4|CWE|720900^MDC_IDC_DEV_MFG^MDC||753732^MDC_IDC_ENUM_MFG_
BSX^MDC|||||F
OBX|5|DTM|720901^MDC_IDC_DEV_IMPLANT_DT^MDC||20150126|||||F
OBX|6|DTM|721025^MDC_IDC_SESS_DTM^MDC||201501261012-0600|||||F
OBX|7|CWE|721026^MDC_IDC_SESS_TYPE^MDC||
754052^MDC_IDC_ENUM_SESS_TYPE_RemoteDeviceInitiated^MDC|||||F
OBX|8|ST|721033^MDC_IDC_SESS_CLINIC_NAME^MDC||Test Clinic|||||F
OBX|9|DTM|721216^MDC_IDC_MSMT_BATTERY_DTM^MDC||201501261012-0600
|||||F
OBX|10|CWE|721280^MDC_IDC_MSMT_BATTERY_STATUS^MDC||754113^MDC_IDC
_ENUM_BATTERY_STATUS_BOS^MDC|||||F
OBX|11|NM|721536^MDC_IDC_MSMT_BATTERY_REMAINING_PERCENTAGE^MDC||98
|||||F
OBX|12|ST|739536^MDC_IDC_EPISODE_ID^MDC|1|002|||||F
OBX|13|DTM|739552^MDC_IDC_EPISODE_DTM^MDC|1|201501261007-0600|||||F
OBX|14|CWE|739568^MDC_IDC_EPISODE_TYPE^MDC|1|754888^MDC_IDC_ENUM
EPISODE_TYPE_Epis_Other^MDC|||||F
OBX|15|CWE|739600^MDC_IDC_EPISODE_VENDOR_TYPE^MDC|1|||||F
OBX|16|CWE|739584^MDC_IDC_EPISODE_TYPE_INDUCED^MDC|1|755330^MDC_IDC
_ENUM_EPISODE_TYPE_INDUCED_NO^MDC|||||F
OBX|17|NM|739712^MDC_IDC_EPISODE_DURATION^MDC|1|39|s|||||F
OBX|18|ST|739680^MDC_IDC_EPISODE_DETECTION_THERAPY_DETAILS^MDC|1|
Untreated Episode|||||F
OBX|19|ST|739536^MDC_IDC_EPISODE_ID^MDC|2|001|||||F
OBX|20|DTM|739552^MDC_IDC_EPISODE_DTM^MDC|2|201501261004-0600|||||F
OBX|21|CWE|739568^MDC_IDC_EPISODE_TYPE^MDC|2|754881^MDC_IDC_ENUM
EPISODE_TYPE_Epis_VF^MDC|||||F
OBX|22|CWE|739600^MDC_IDC_EPISODE_VENDOR_TYPE^MDC|2|771073^MDC_IDC_
ENUM_EPISODE_VENDOR_TYPE_BSX-Epis_VF^MDC|||||F
OBX|23|CWE|739584^MDC_IDC_EPISODE_TYPE_INDUCED^MDC|2|755330^MDC_IDC_
ENUM_EPISODE_TYPE_INDUCED_NO^MDC|||||F
OBX|24|NM|739712^MDC_IDC_EPISODE_DURATION^MDC|2|43|s|||||F
OBX|25|ST|739680^MDC_IDC_EPISODE_DETECTION_THERAPY_DETAILS^MDC|2|
```


Treated Episode: Shock Impedance=77 Ohms, Final Shock Polarity=REV|||||F
 OBX|26|CWE|731520^MDC_IDC_SET_TACHYTHERAPY_VSTAT^MDC||754817^MDC_IDC_ENUM_THERAPY_STATUS_On^MDC|||||F
 OBX|27|CWE|731648^MDC_IDC_SET_ZONE_TYPE^MDC|1|754945^MDC_IDC_ENUM_ZONE_TYPE_Zone_VF^MDC|||||F
 OBX|28|CWE|731712^MDC_IDC_SET_ZONE_VENDOR_TYPE^MDC|1|771139^MDC_IDC_ENUM_ZONE_VENDOR_TYPE_BSX-Zone_VF^MDC|||||F
 OBX|29|CWE|731776^MDC_IDC_SET_ZONE_STATUS^MDC|1|755009^MDC_IDC_ENUM_ZONE_STATUS_Active^MDC|||||F
 OBX|30|NM|731840^MDC_IDC_SET_ZONE_DETECTION_INTERVAL^MDC|1|273|ms|||||F
 OBX|31|NM|732225^MDC_IDC_SET_ZONE_SHOCK_ENERGY_1^MDC|1|80|J|||||F
 OBX|32|CWE|731648^MDC_IDC_SET_ZONE_TYPE^MDC|1|754946^MDC_IDC_ENUM_ZONE_TYPE_Zone_VT^MDC|||||F
 OBX|33|CWE|731712^MDC_IDC_SET_ZONE_VENDOR_TYPE^MDC|2|771137^MDC_IDC_ENUM_ZONE_VENDOR_TYPE_BSX-Zone_VT^MDC|||||F
 OBX|34|CWE|731776^MDC_IDC_SET_ZONE_STATUS^MDC|2|755009^MDC_IDC_ENUM_ZONE_STATUS_Active^MDC|||||F
 OBX|35|NM|731840^MDC_IDC_SET_ZONE_DETECTION_INTERVAL^MDC|2|300|ms|||||F
 OBX|36|ST|732032^MDC_IDC_SET_ZONE_DETECTION_DETAILS^MDC|2|SMART Charge: 204.69 s (133 intervals)|||||F
 OBX|37|NM|732225^MDC_IDC_SET_ZONE_SHOCK_ENERGY_1^MDC|2|80|J|||||F
 OBX|38|CWE|737952^MDC_IDC_STAT_EPISODE_TYPE^MDC|1|754888^MDC_IDC_ENUM_EPISODE_TYPE_Epis_Other^MDC|||||F
 OBX|39|CWE|737984^MDC_IDC_STAT_EPISODE_VENDOR_TYPE^MDC|1|||||F
 OBX|40|NM|738000^MDC_IDC_STAT_EPISODE_RECENT_COUNT^MDC|1|1|||||F
 OBX|41|DTM|738017^MDC_IDC_STAT_EPISODE_RECENT_COUNT_DTM_START^MDC|1|20150126|||||F
 OBX|42|DTM|738018^MDC_IDC_STAT_EPISODE_RECENT_COUNT_DTM_END^MDC|1|20150126|||||F
 OBX|43|NM|738032^MDC_IDC_STAT_EPISODE_TOTAL_COUNT^MDC|1|1|||||F
 OBX|44|DTM|738049^MDC_IDC_STAT_EPISODE_TOTAL_COUNT_DTM_START^MDC|1|20150126|||||F
 OBX|45|DTM|738050^MDC_IDC_STAT_EPISODE_TOTAL_COUNT_DTM_END^MDC|1|20150126|||||F
 OBX|46|CWE|737952^MDC_IDC_STAT_EPISODE_TYPE^MDC|2|754881^MDC_IDC_ENUM_EPISODE_TYPE_Epis_VF^MDC|||||F
 OBX|47|CWE|737984^MDC_IDC_STAT_EPISODE_VENDOR_TYPE^MDC|2|771073^MDC_IDC_ENUM_EPISODE_VENDOR_TYPE_BSX-Epis_VF^MDC|||||F
 OBX|48|NM|738000^MDC_IDC_STAT_EPISODE_RECENT_COUNT^MDC|2|1|||||F
 OBX|49|DTM|738017^MDC_IDC_STAT_EPISODE_RECENT_COUNT_DTM_START^MDC|2|20150126|||||F
 OBX|50|DTM|738018^MDC_IDC_STAT_EPISODE_RECENT_COUNT_DTM_END^MDC|2|20150126|||||F
 OBX|51|NM|738032^MDC_IDC_STAT_EPISODE_TOTAL_COUNT^MDC|2|1|||||F
 OBX|52|DTM|738049^MDC_IDC_STAT_EPISODE_TOTAL_COUNT_DTM_START^MDC|2|20150126|||||F
 OBX|53|DTM|738050^MDC_IDC_STAT_EPISODE_TOTAL_COUNT_DTM_END^MDC|2|20150126|||||F
 OBX|54|DTM|737937^MDC_IDC_STAT_TACHYTHERAPY_RECENT_DTM_START^MDC||20150126|||||F
 OBX|55|DTM|737938^MDC_IDC_STAT_TACHYTHERAPY_RECENT_DTM_END^MDC||20150126|||||F
 OBX|56|NM|737824^MDC_IDC_STAT_TACHYTHERAPY_SHOCKS_DELIVERED_RECENT^MDC||1|||||F
 OBX|57|DTM|737921^MDC_IDC_STAT_TACHYTHERAPY_TOTAL_DTM_START^MDC||20150126|||||F
 OBX|58|DTM|737922^MDC_IDC_STAT_TACHYTHERAPY_TOTAL_DTM_END^MDC||20150126|||||F
 OBX|59|NM|737840^MDC_IDC_STAT_TACHYTHERAPY_SHOCKS_DELIVERED_TOTAL^MDC

3-4 EXAMPLE IDCO FILES
EXAMPLE MESSAGE 2 — OTHER DEVICES (NOT S-ICD)

```
|||||F
OBX|60|ST|720961^MDC_IDC_LEAD_MODEL^MDC|1|1030|||||F
OBX|61|ST|720962^MDC_IDC_LEAD_SERIAL^MDC|1|A123456|||||F
OBX|62|CWE|720963^MDC_IDC_LEAD_MFG^MDC|1|753732^MDC_IDC_ENUM_MFG_BSX^MDC
|||||F
OBX|63|CWE|720966^MDC_IDC_LEAD_LOCATION^MDC|1|753861^MDC_IDC_ENUM_LEAD_
LOCATION_CHAMBER_
OTHER^MDC|||||F
OBX|64|CWE|720967^MDC_IDC_LEAD_LOCATION_DETAIL_1^MDC|1|753944^MDC_IDC_
ENUM_LEAD_LOCATION_
DETAIL_Subcutaneous^MDC|||||F
OBX|65|ED|18750-0^Cardiac Electrophysiology Report^LN^^Summary Report
||Application^PDF^^Base64^
{encoded PDF here}|||||F|||201501261012-0600
OBX|66|ED|18750-0^Cardiac Electrophysiology Report^LN^^Arrhythmia Logbook
Report||Application^
PDF^^Base64^{encoded PDF here}|||||F|||201501261012-0600
OBX|67|ED|18750-0^Cardiac Electrophysiology Report^LN^^Presenting
S-ECG Report||Application^
PDF^^Base64^{encoded PDF here}|||||F|||201501261012-0600
```

EXAMPLE MESSAGE 2 — OTHER DEVICES (NOT S-ICD)

```
MSH|^~\&|LATITUDE|BOSTON SCIENTIFIC||TestClinic|201305092136+0000||ORU^R01^ORU_R01
|0|P|2.6|||||UNICODE UTF-8|en^English||IHE_PCD_009^IHE_PCD
^1.3.6.1.4.1.19376.1.6.1.9.1^ISO
PID|1||model:N119;serial:900141^^^BSX^U||testLastName^testName^^^^^I
~testAuxName^testAuxFName^^^^^P||19680215|U
PV1|1|R
PV2|||||N|||||TestDeviceGroup^^1
OBR|1||1000000916|754054^MDC_IDC_ENUM_SESS_TYPE RemotePatientInitiated
^MDC||201001151330-0500|||||F
NTE|1||Feb 02, 2012 00:00 - Yellow Alert - Atrial Arrhythmia Burden of at least 3.0 hours
in a 24 hour period.
NTE|2||Feb 02, 2012 00:00 - Yellow Alert - Atrial Arrhythmia Burden of at least 3.0 hours
in a 24 hour period between Jan 11, 2010 23:00 and Jan 12, 2010 00:00.
NTE|3||Feb 02, 2012 00:00 - Yellow Alert - Cardiac Resynchronization Therapy pacing of
< 1%. Pacing was 2% between Jan 11, 2010 23:00 and Jan 12, 2010 00:00.
NTE|4||Feb 02, 2012 00:00 - Yellow Alert - Right ventricular pacing of > 1%. Pacing was
2% between Jan 11, 2010 23:00 and Jan 12, 2010 00:00.
NTE|5||Feb 02, 2012 00:00 - Yellow Alert - Patient triggered event stored.
NTE|6||Feb 02, 2012 00:00 - Yellow Alert - Weight gain of at least 5 lb. in a week or at
least 2 lb. average over a two or more day period.
NTE|7||Feb 02, 2012 00:00 - Yellow Alert - Weight loss of at least 5 lb. in a week or at
least 2 lb. average over a two or more day period.
NTE|8||Feb 02, 2012 00:00 - Yellow Alert - Explant indicator reached on Jan 12, 2010
00:00. Schedule replacement of this device.
NTE|9||Feb 02, 2012 00:00 - Yellow Alert - Voltage was too low for projected remaining
capacity.
NTE|10||Feb 02, 2012 00:00 - Red Alert - Remote monitoring disabled on Jan 12, 2010 00:00
due to limited battery capacity (Explant indicator reached on Feb 12, 2010 00:00).
NTE|11||Feb 02, 2012 00:00 - Yellow Alert - Therapy history corruption detected.
Previously stored therapy history data has been deleted.
NTE|12||Feb 02, 2012 00:00 - Red Alert - Possible device malfunction (Fault Code 1011).
NTE|13||Feb 02, 2012 00:00 - Red Alert - Possible device malfunction (Fault Code 1007).
NTE|14||Feb 02, 2012 00:00 - Red Alert - Possible device malfunction (Fault Code 1009).
NTE|15||Feb 02, 2012 00:00 - Red Alert - Device is in Safety Mode. For patient protection
the device has been switched to Safety Mode.
NTE|16||Feb 02, 2012 00:00 - Yellow Alert - Right ventricular automatic threshold
```

detected as > programmed amplitude or suspended.

NTE|17||Feb 02, 2012 00:00 - Yellow Alert - Atrial automatic threshold detected as > programmed amplitude or suspended.

NTE|18||Feb 02, 2012 00:00 - Red Alert - Shock lead impedance out of range.

NTE|19||Feb 02, 2012 00:00 - Red Alert - Low shock lead impedance detected when attempting to deliver a shock.

NTE|20||Feb 02, 2012 00:00 - Red Alert - High shock lead impedance detected when attempting to deliver a shock.

NTE|21||Feb 02, 2012 00:00 - Red Alert - High voltage detected on shock lead during charge.

NTE|22||Feb 02, 2012 00:00 - Red Alert - Electrocautery Protection is active.

NTE|23||Feb 02, 2012 00:00 - Yellow Alert - VT Episode occurred (V>A).

NTE|24||Feb 02, 2012 00:00 - Yellow Alert - Device Brady Mode is Off. Brady therapy will not be delivered.

NTE|25||Feb 02, 2012 00:00 - Yellow Alert - Left ventricular pacing lead impedance out of range.

NTE|26||Feb 02, 2012 00:00 - Yellow Alert - Atrial pacing lead impedance out of range.

NTE|27||Feb 02, 2012 00:00 - Yellow Alert - Right ventricular intrinsic amplitude out of range.

NTE|28||Feb 02, 2012 00:00 - Yellow Alert - Intrinsic amplitude out of range.

NTE|29||Feb 02, 2012 00:00 - Yellow Alert - Left ventricular intrinsic amplitude out of range.

NTE|30||Feb 02, 2012 00:00 - Yellow Alert - Atrial intrinsic amplitude out of range.

NTE|31||Feb 02, 2012 00:00 - Red Alert - Right ventricular pacing lead impedance out of range.

NTE|32||Feb 02, 2012 00:00 - Red Alert - Pacing lead impedance out of range.

NTE|33||Feb 02, 2012 00:00 - Yellow Alert - Ventricular shock therapy delivered to convert arrhythmia.

NTE|34||Feb 02, 2012 00:00 - Yellow Alert - Accelerated ventricular arrhythmia episode.

NTE|35||Feb 02, 2012 00:00 - Red Alert - V-Tachy mode set to value other than Monitor + Therapy.

NTE|36||Feb 02, 2012 00:00 - Red Alert - Lead Check notification due to abrupt change in right ventricular pacing lead impedance in the past 7 days.

NTE|37||Feb 02, 2012 00:00 - Red Alert - Lead Check notification due to episode with potential right ventricular non-physiologic signal.

NTE|38||Feb 02, 2012 00:00 - Yellow Alert - Left ventricular automatic threshold detected as > programmed amplitude or suspended.

OBX|1|ST|739536^MDC_IDC_EPISODE_ID^MDC|1|MRI-16|||||F

OBX|2|DTM|739552^MDC_IDC_EPISODE_DTM^MDC|1|200101020304|||||F

OBX|3|CWE|739568^MDC_IDC_EPISODE_TYPE^MDC|1|754888
 ^MDC_IDC_ENUM_EPISODE_TYPE_Epis_Other^MDC|||||F

OBX|4|CWE|739600^MDC_IDC_EPISODE_VENDOR_TYPE^MDC|1|||||F

OBX|5|NM|739712^MDC_IDC_EPISODE_DURATION^MDC|1|100|s|||||F

OBX|6|ST|739680^MDC_IDC_EPISODE_DETECTION_THERAPY_DETAILS
 ^MDC|1|MRI Protection Mode|||||F

OBX|7|ST|739536^MDC_IDC_EPISODE_ID^MDC|2|LVAT-15|||||F

OBX|8|DTM|739552^MDC_IDC_EPISODE_DTM^MDC|2|200101020304|||||F

OBX|9|CWE|739568^MDC_IDC_EPISODE_TYPE^MDC|2|754888
 ^MDC_IDC_ENUM_EPISODE_TYPE_Epis_Other^MDC|||||F

OBX|10|CWE|739600^MDC_IDC_EPISODE_VENDOR_TYPE^MDC|2|||||F

OBX|11|NM|739712^MDC_IDC_EPISODE_DURATION^MDC|2|100|s|||||F

OBX|12|ST|739680^MDC_IDC_EPISODE_DETECTION_THERAPY_DETAILS^MDC|2|LV Auto|||||F

OBX|13|ST|739536^MDC_IDC_EPISODE_ID^MDC|3|RVAT-14|||||F

OBX|14|DTM|739552^MDC_IDC_EPISODE_DTM^MDC|3|200101020304|||||F

OBX|15|CWE|739568^MDC_IDC_EPISODE_TYPE^MDC|3|754888
 ^MDC_IDC_ENUM_EPISODE_TYPE_Epis_Other^MDC|||||F

OBX|16|CWE|739600^MDC_IDC_EPISODE_VENDOR_TYPE^MDC|3|||||F

OBX|17|NM|739712^MDC_IDC_EPISODE_DURATION^MDC|3|100|s|||||F

OBX|18|ST|739680^MDC_IDC_EPISODE_DETECTION_THERAPY_DETAILS^MDC|3|RV Auto|||||F

3-6 EXAMPLE IDCO FILES
EXAMPLE MESSAGE 2 — OTHER DEVICES (NOT S-ICD)

OBX|19|ST|739536^MDC_IDC_EPISODE_ID^MDC|4|APM-13|||||F
OBX|20|DTM|739552^MDC_IDC_EPISODE_DTM^MDC|4|200101020304|||||F
OBX|21|CWE|739568^MDC_IDC_EPISODE_TYPE^MDC|4|754886
^MDC_IDC_ENUM_EPISODE_TYPE_Epis_PeriodicEGM^MDC|||||F
OBX|22|CWE|739600^MDC_IDC_EPISODE_VENDOR_TYPE^MDC|4|771085
^MDC_IDC_ENUM_EPISODE_VENDOR_TYPE_BSX-Epis_APMRT^MDC|||||F
OBX|23|ST|739680^MDC_IDC_EPISODE_DETECTION_THERAPY_DETAILS^MDC|4|Presenting EGM|||||F
OBX|24|ST|739536^MDC_IDC_EPISODE_ID^MDC|5|PTM-12|||||F
OBX|25|DTM|739552^MDC_IDC_EPISODE_DTM^MDC|5|200101020304|||||F
OBX|26|CWE|739568^MDC_IDC_EPISODE_TYPE^MDC|5|754887
^MDC_IDC_ENUM_EPISODE_TYPE_Epis_PatientActivated^MDC|||||F
OBX|27|CWE|739600^MDC_IDC_EPISODE_VENDOR_TYPE^MDC|5|771080
^MDC_IDC_ENUM_EPISODE_VENDOR_TYPE_BSX-Epis_PTM^MDC|||||F
OBX|28|NM|739648^MDC_IDC_EPISODE_VENTRICULAR_INTERVAL_AT_DETECTION
^MDC|5|30000|ms|||||F
OBX|29|NM|739712^MDC_IDC_EPISODE_DURATION^MDC|5|100|s|||||F
OBX|30|ST|739680^MDC_IDC_EPISODE_DETECTION_THERAPY_DETAILS^MDC|5|PTM|||||F
OBX|31|ST|739536^MDC_IDC_EPISODE_ID^MDC|6|RAAT-11|||||F
OBX|32|DTM|739552^MDC_IDC_EPISODE_DTM^MDC|6|200101020304|||||F
OBX|33|CWE|739568^MDC_IDC_EPISODE_TYPE^MDC|6|754888
^MDC_IDC_ENUM_EPISODE_TYPE_Epis_Other^MDC|||||F
OBX|34|CWE|739600^MDC_IDC_EPISODE_VENDOR_TYPE^MDC|6|||||F
OBX|35|NM|739712^MDC_IDC_EPISODE_DURATION^MDC|6|100|s|||||F
OBX|36|ST|739680^MDC_IDC_EPISODE_DETECTION_THERAPY_DETAILS^MDC|6|RA Auto|||||F
OBX|37|ST|739536^MDC_IDC_EPISODE_ID^MDC|7|RYTHMIQ-10|||||F
OBX|38|DTM|739552^MDC_IDC_EPISODE_DTM^MDC|7|200101020304|||||F
OBX|39|CWE|739568^MDC_IDC_EPISODE_TYPE^MDC|7|754888
^MDC_IDC_ENUM_EPISODE_TYPE_Epis_Other^MDC|||||F
OBX|40|CWE|739600^MDC_IDC_EPISODE_VENDOR_TYPE^MDC|7|771084
^MDC_IDC_ENUM_EPISODE_VENDOR_TYPE_BSX-Epis_RMS^MDC|||||F
OBX|41|NM|739648
^MDC_IDC_EPISODE_VENTRICULAR_INTERVAL_AT_DETECTION^MDC|7|30000|ms|||||F
OBX|42|NM|739712^MDC_IDC_EPISODE_DURATION^MDC|7|100|s|||||F
OBX|43|ST|739680^MDC_IDC_EPISODE_DETECTION_THERAPY_DETAILS^MDC|7|RYTHMIQ|||||F
OBX|44|ST|739536^MDC_IDC_EPISODE_ID^MDC|8|RMS-9|||||F
OBX|45|DTM|739552^MDC_IDC_EPISODE_DTM^MDC|8|200101020304|||||F
OBX|46|CWE|739568^MDC_IDC_EPISODE_TYPE
^MDC|8|754888^MDC_IDC_ENUM_EPISODE_TYPE_Epis_Other^MDC|||||F
OBX|47|CWE|739600^MDC_IDC_EPISODE_VENDOR_TYPE^MDC|8|771084
^MDC_IDC_ENUM_EPISODE_VENDOR_TYPE_BSX-Epis_RMS^MDC|||||F
OBX|48|NM|739648
^MDC_IDC_EPISODE_VENTRICULAR_INTERVAL_AT_DETECTION^MDC|8|30000|ms|||||F
OBX|49|NM|739712^MDC_IDC_EPISODE_DURATION^MDC|8|100|s|||||F
OBX|50|ST|739680^MDC_IDC_EPISODE_DETECTION_THERAPY_DETAILS^MDC|8|RMS|||||F
OBX|51|ST|739536^MDC_IDC_EPISODE_ID^MDC|9|V-8|||||F
OBX|52|DTM|739552^MDC_IDC_EPISODE_DTM^MDC|9|200101020304|||||F
OBX|53|CWE|739568^MDC_IDC_EPISODE_TYPE
^MDC|9|754881^MDC_IDC_ENUM_EPISODE_TYPE_Epis_VF^MDC|||||F
OBX|54|CWE|739600^MDC_IDC_EPISODE_VENDOR_TYPE
^MDC|9|771073^MDC_IDC_ENUM_EPISODE_VENDOR_TYPE_BSX-Epis_VF^MDC|||||F
OBX|55|CWE|739584^MDC_IDC_EPISODE_TYPE_INDUCED^MDC|9|755329
^MDC_IDC_ENUM_EPISODE_TYPE_INDUCED_YES^MDC|||||F
OBX|56|NM|739648
^MDC_IDC_EPISODE_VENTRICULAR_INTERVAL_AT_DETECTION^MDC|9|30000|ms|||||F
OBX|57|NM|739712^MDC_IDC_EPISODE_DURATION^MDC|9|100|s|||||F
OBX|58|ST|739680
^MDC_IDC_EPISODE_DETECTION_THERAPY_DETAILS^MDC|9|VF ATPx1, 0.1J, 0.2J, 31Jx2|||||F
OBX|59|ST|739536^MDC_IDC_EPISODE_ID^MDC|10|PMT-7|||||F
OBX|60|DTM|739552^MDC_IDC_EPISODE_DTM^MDC|10|200101020304|||||F

OBX|61|CWE|739568^MDC_IDC_EPISODE_TYPE^MDC|10|754888
 ^MDC_IDC_ENUM_EPISODE_TYPE_Epis_Other^MDC|||||F
 OBX|62|CWE|739600^MDC_IDC_EPISODE_VENDOR_TYPE^MDC|10|771079
 ^MDC_IDC_ENUM_EPISODE_VENDOR_TYPE_BSX-Epis_PMT^MDC|||||F
 OBX|63|NM|739648^MDC_IDC_EPISODE_VENTRICULAR_INTERVAL_AT_DETECTION
 ^MDC|10|30000|ms|||||F
 OBX|64|NM|739712^MDC_IDC_EPISODE_DURATION^MDC|10|100|s|||||F
 OBX|65|ST|739680^MDC_IDC_EPISODE_DETECTION_THERAPY_DETAILS^MDC|10|PMT|||||F
 OBX|66|ST|739536^MDC_IDC_EPISODE_ID^MDC|11|V-6|||||F
 OBX|67|DTM|739552^MDC_IDC_EPISODE_DTM^MDC|11|200101020304|||||F
 OBX|68|CWE|739568^MDC_IDC_EPISODE_TYPE^MDC|11|754882
 ^MDC_IDC_ENUM_EPISODE_TYPE_Epis_VT^MDC|||||F
 OBX|69|CWE|739600^MDC_IDC_EPISODE_VENDOR_TYPE^MDC|11|771075
 ^MDC_IDC_ENUM_EPISODE_VENDOR_TYPE_BSX-Epis_VT-1^MDC|||||F
 OBX|70|CWE|739584^MDC_IDC_EPISODE_TYPE_INDUCED^MDC|11|755329
 ^MDC_IDC_ENUM_EPISODE_TYPE_INDUCED_YES^MDC|||||F
 OBX|71|NM|739648^MDC_IDC_EPISODE_VENTRICULAR_INTERVAL_AT_DETECTION
 ^MDC|11|30000|ms|||||F
 OBX|72|NM|739712^MDC_IDC_EPISODE_DURATION^MDC|11|100|s|||||F
 OBX|73|ST|739680^MDC_IDC_EPISODE_DETECTION_THERAPY_DETAILS
 ^MDC|11|VT-1 ATPx1, 0.1J, 0.2J, 31Jx2|||||F
 OBX|74|ST|739536^MDC_IDC_EPISODE_ID^MDC|12|ATR-5|||||F
 OBX|75|DTM|739552^MDC_IDC_EPISODE_DTM^MDC|12|200101020304|||||F
 OBX|76|CWE|739568^MDC_IDC_EPISODE_TYPE^MDC|12|754883
 ^MDC_IDC_ENUM_EPISODE_TYPE_Epis_ATAF^MDC|||||F
 OBX|77|CWE|739600^MDC_IDC_EPISODE_VENDOR_TYPE^MDC|12|771078
 ^MDC_IDC_ENUM_EPISODE_VENDOR_TYPE_BSX-Epis_ATR^MDC|||||F
 OBX|78|NM|739616^MDC_IDC_EPISODE_ATRIAL_INTERVAL_AT_DETECTION^MDC|12|20000|ms|||||F
 OBX|79|NM|739712^MDC_IDC_EPISODE_DURATION^MDC|12|100|s|||||F
 OBX|80|ST|739680^MDC_IDC_EPISODE_DETECTION_THERAPY_DETAILS^MDC|12|ATR|||||F
 OBX|81|ST|739536^MDC_IDC_EPISODE_ID^MDC|13|V-4|||||F
 OBX|82|DTM|739552^MDC_IDC_EPISODE_DTM^MDC|13|200101020304|||||F
 OBX|83|CWE|739568^MDC_IDC_EPISODE_TYPE^MDC|13|754882
 ^MDC_IDC_ENUM_EPISODE_TYPE_Epis_VT^MDC|||||F
 OBX|84|CWE|739600^MDC_IDC_EPISODE_VENDOR_TYPE^MDC|13|771077
 ^MDC_IDC_ENUM_EPISODE_VENDOR_TYPE_BSX-Epis_NSVT^MDC|||||F
 OBX|85|CWE|739584^MDC_IDC_EPISODE_TYPE_INDUCED^MDC|13|755329
 ^MDC_IDC_ENUM_EPISODE_TYPE_INDUCED_YES^MDC|||||F
 OBX|86|NM|739648^MDC_IDC_EPISODE_VENTRICULAR_INTERVAL_AT_DETECTION
 ^MDC|13|30000|ms|||||F
 OBX|87|NM|739712^MDC_IDC_EPISODE_DURATION^MDC|13|100|s|||||F
 OBX|88|ST|739680^MDC_IDC_EPISODE_DETECTION_THERAPY_DETAILS^MDC|13|NonSustV|||||F
 OBX|89|ST|739536^MDC_IDC_EPISODE_ID^MDC|14|V-3|||||F
 OBX|90|DTM|739552^MDC_IDC_EPISODE_DTM^MDC|14|200101020304|||||F
 OBX|91|CWE|739568^MDC_IDC_EPISODE_TYPE^MDC|14|754882
 ^MDC_IDC_ENUM_EPISODE_TYPE_Epis_VT^MDC|||||F
 OBX|92|CWE|739600^MDC_IDC_EPISODE_VENDOR_TYPE^MDC|14|771074
 ^MDC_IDC_ENUM_EPISODE_VENDOR_TYPE_BSX-Epis_VT^MDC|||||F
 OBX|93|CWE|739584^MDC_IDC_EPISODE_TYPE_INDUCED^MDC|14|755329
 ^MDC_IDC_ENUM_EPISODE_TYPE_INDUCED_YES^MDC|||||F
 OBX|94|NM|739648^MDC_IDC_EPISODE_VENTRICULAR_INTERVAL_AT_DETECTION
 ^MDC|14|30000|ms|||||F
 OBX|95|NM|739712^MDC_IDC_EPISODE_DURATION^MDC|14|100|s|||||F
 OBX|96|ST|739680^MDC_IDC_EPISODE_DETECTION_THERAPY_DETAILS
 ^MDC|14|VT ATPx1, 0.1J, 0.2J, 31Jx2|||||F
 OBX|97|ST|739536^MDC_IDC_EPISODE_ID^MDC|15|SBR-2|||||F
 OBX|98|DTM|739552^MDC_IDC_EPISODE_DTM^MDC|15|200101020304|||||F
 OBX|99|CWE|739568^MDC_IDC_EPISODE_TYPE^MDC|15|754888
 ^MDC_IDC_ENUM_EPISODE_TYPE_Epis_Other^MDC|||||F

3-8 EXAMPLE IDCO FILES
EXAMPLE MESSAGE 2 — OTHER DEVICES (NOT S-ICD)

OBX|100|CWE|739600^MDC_IDC_EPISODE_VENDOR_TYPE^MDC|15|||||F
OBX|101|NM|739616^MDC_IDC_EPISODE_ATRIAL_INTERVAL_AT_DETECTION^MDC|15|20000|ms|||||F
OBX|102|NM|739712^MDC_IDC_EPISODE_DURATION^MDC|15|100|s|||||F
OBX|103|ST|739680^MDC_IDC_EPISODE_DETECTION_THERAPY_DETAILS^MDC|15|SBR|||||F
OBX|104|ST|739536^MDC_IDC_EPISODE_ID^MDC|16|V-1|||||F
OBX|105|DTM|739552^MDC_IDC_EPISODE_DTM^MDC|16|200101020304|||||F
OBX|106|CWE|739568^MDC_IDC_EPISODE_TYPE^MDC|16|754888
^MDC_IDC_ENUM_EPISODE_TYPE_Epis_Other^MDC|||||F
OBX|107|CWE|739600^MDC_IDC_EPISODE_VENDOR_TYPE^MDC|16|||||F
OBX|108|CWE|739584^MDC_IDC_EPISODE_TYPE_INDUCED^MDC|16|755329
^MDC_IDC_ENUM_EPISODE_TYPE_INDUCED_YES^MDC|||||F
OBX|109|NM|739648^MDC_IDC_EPISODE_VENTRICULAR_INTERVAL_AT_DETECTION
^MDC|16|30000|ms|||||F
OBX|110|NM|739712^MDC_IDC_EPISODE_DURATION^MDC|16|100|s|||||F
OBX|111|ST|739680^MDC_IDC_EPISODE_DETECTION_THERAPY_DETAILS
^MDC|16|Cmd V Therapy Delivered|||||F
OBX|112|ED|18750-0^Cardiac Electrophysiology Report^LN||Application^PDF^
^Base64^{encoded PDF included here}|||||F||201001151330-0500
OBX|113|ED|18750-0^Cardiac Electrophysiology Report^LN|4|Application^PDF^
^Base64^{encoded PDF included here}|||||F||201001151330-0500
OBX|114|CWE|720897^MDC_IDC_DEV_TYPE^MDC||753665^MDC_IDC_ENUM_DEV_TYPE_IPG^MDC|||||F
OBX|115|ST|720898^MDC_IDC_DEV_MODEL^MDC||N119|||||F
OBX|116|ST|720899^MDC_IDC_DEV_SERIAL^MDC||900141|||||F
OBX|117|CWE|720900^MDC_IDC_DEV_MFG^MDC||753732^MDC_IDC_ENUM_MFG_BSX^MDC|||||F
OBX|118|DTM|720901^MDC_IDC_DEV_IMPLANT_DT^MDC||20120513|||||F
OBX|119|ST|720961^MDC_IDC_LEAD_MODEL^MDC|1|12345|||||F
OBX|120|ST|720962^MDC_IDC_LEAD_SERIAL^MDC|1|6789|||||F
OBX|121|CWE|720963^MDC_IDC_LEAD_MFG^MDC|1|753731^MDC_IDC_ENUM_MFG_BIO^MDC|||||F
OBX|122|CWE|720965^MDC_IDC_LEAD_POLARITY_TYPE^MDC|1|753793
^MDC_IDC_ENUM_LEAD_POLARITY_TYPE_UNI^MDC|||||F
OBX|123|DTM|720964^MDC_IDC_LEAD_IMPLANT_DT^MDC|1|201205|||||F
OBX|124|CWE|720966^MDC_IDC_LEAD_LOCATION^MDC|1|753858
^MDC_IDC_ENUM_LEAD_LOCATION_CHAMBER_LV^MDC|||||F
OBX|125|CWE|720967^MDC_IDC_LEAD_LOCATION_DETAIL_1
^MDC|1|753922^MDC_IDC_ENUM_LEAD_LOCATION_DETAIL_Apex^MDC|||||F
OBX|126|CWE|720968^MDC_IDC_LEAD_LOCATION_DETAIL_2^MDC|1|753925
^MDC_IDC_ENUM_LEAD_LOCATION_DETAIL_VenaCava^MDC|||||F
OBX|127|ST|720961^MDC_IDC_LEAD_MODEL^MDC|2|12345|||||F
OBX|128|ST|720962^MDC_IDC_LEAD_SERIAL^MDC|2|6789|||||F
OBX|129|CWE|720963^MDC_IDC_LEAD_MFG^MDC|2|753731^MDC_IDC_ENUM_MFG_BIO^MDC|||||F
OBX|130|CWE|720965^MDC_IDC_LEAD_POLARITY_TYPE^MDC|2|753793
^MDC_IDC_ENUM_LEAD_POLARITY_TYPE_UNI^MDC|||||F
OBX|131|DTM|720964^MDC_IDC_LEAD_IMPLANT_DT^MDC|2|201205|||||F
OBX|132|CWE|720966^MDC_IDC_LEAD_LOCATION^MDC|2|753858
^MDC_IDC_ENUM_LEAD_LOCATION_CHAMBER_LV^MDC|||||F
OBX|133|CWE|720967^MDC_IDC_LEAD_LOCATION_DETAIL_1^MDC|2|753922
^MDC_IDC_ENUM_LEAD_LOCATION_DETAIL_Apex^MDC|||||F
OBX|134|CWE|720968^MDC_IDC_LEAD_LOCATION_DETAIL_2^MDC|2|753925
^MDC_IDC_ENUM_LEAD_LOCATION_DETAIL_VenaCava^MDC|||||F
OBX|135|ST|720961^MDC_IDC_LEAD_MODEL^MDC|3|12345|||||F
OBX|136|ST|720962^MDC_IDC_LEAD_SERIAL^MDC|3|6789|||||F
OBX|137|CWE|720963^MDC_IDC_LEAD_MFG^MDC|3|753731^MDC_IDC_ENUM_MFG_BIO^MDC|||||F
OBX|138|CWE|720965^MDC_IDC_LEAD_POLARITY_TYPE^MDC|3|753793
^MDC_IDC_ENUM_LEAD_POLARITY_TYPE_UNI^MDC|||||F
OBX|139|DTM|720964^MDC_IDC_LEAD_IMPLANT_DT^MDC|3|201205|||||F
OBX|140|CWE|720966^MDC_IDC_LEAD_LOCATION^MDC|3|753858
^MDC_IDC_ENUM_LEAD_LOCATION_CHAMBER_LV^MDC|||||F
OBX|141|CWE|720967^MDC_IDC_LEAD_LOCATION_DETAIL_1^MDC|3|753922
^MDC_IDC_ENUM_LEAD_LOCATION_DETAIL_Apex^MDC|||||F

OBX|142|CWE|720968^MDC_IDC_LEAD_LOCATION_DETAIL_2^MDC|3|753925
 ^MDC_IDC_ENUM_LEAD_LOCATION_DETAIL_VenaCava^MDC|||||F
 OBX|143|ST|720961^MDC_IDC_LEAD_MODEL^MDC|4|12345|||||F
 OBX|144|ST|720962^MDC_IDC_LEAD_SERIAL^MDC|4|6789|||||F
 OBX|145|CWE|720963^MDC_IDC_LEAD_MFG^MDC|4|753731^MDC_IDC_ENUM_MFG_BIO^MDC|||||F
 OBX|146|CWE|720965^MDC_IDC_LEAD_POLARITY_TYPE^MDC|4|753793
 ^MDC_IDC_ENUM_LEAD_POLARITY_TYPE_UNI^MDC|||||F
 OBX|147|DTM|720964^MDC_IDC_LEAD_IMPLANT_DT^MDC|4|201205|||||F
 OBX|148|CWE|720966^MDC_IDC_LEAD_LOCATION^MDC|4|753858
 ^MDC_IDC_ENUM_LEAD_LOCATION_CHAMBER_LV^MDC|||||F
 OBX|149|CWE|720967^MDC_IDC_LEAD_LOCATION_DETAIL_1^MDC|4|753922
 ^MDC_IDC_ENUM_LEAD_LOCATION_DETAIL_Apex^MDC|||||F
 OBX|150|CWE|720968^MDC_IDC_LEAD_LOCATION_DETAIL_2^MDC|4|753925
 ^MDC_IDC_ENUM_LEAD_LOCATION_DETAIL_VenaCava^MDC|||||F
 OBX|151|ST|720961^MDC_IDC_LEAD_MODEL^MDC|5|12345|||||F
 OBX|152|ST|720962^MDC_IDC_LEAD_SERIAL^MDC|5|6789|||||F
 OBX|153|CWE|720963^MDC_IDC_LEAD_MFG^MDC|5|753731^MDC_IDC_ENUM_MFG_BIO^MDC|||||F
 OBX|154|CWE|720965^MDC_IDC_LEAD_POLARITY_TYPE^MDC|5|753793
 ^MDC_IDC_ENUM_LEAD_POLARITY_TYPE_UNI^MDC|||||F
 OBX|155|DTM|720964^MDC_IDC_LEAD_IMPLANT_DT^MDC|5|201205|||||F
 OBX|156|CWE|720966^MDC_IDC_LEAD_LOCATION^MDC|5|753858
 ^MDC_IDC_ENUM_LEAD_LOCATION_CHAMBER_LV^MDC|||||F
 OBX|157|CWE|720967^MDC_IDC_LEAD_LOCATION_DETAIL_1^MDC|5|753922
 ^MDC_IDC_ENUM_LEAD_LOCATION_DETAIL_Apex^MDC|||||F
 OBX|158|CWE|720968^MDC_IDC_LEAD_LOCATION_DETAIL_2^MDC|5|753925
 ^MDC_IDC_ENUM_LEAD_LOCATION_DETAIL_VenaCava^MDC|||||F
 OBX|159|ST|720961^MDC_IDC_LEAD_MODEL^MDC|6|12345|||||F
 OBX|160|ST|720962^MDC_IDC_LEAD_SERIAL^MDC|6|6789|||||F
 OBX|161|CWE|720963^MDC_IDC_LEAD_MFG^MDC|6|753731^MDC_IDC_ENUM_MFG_BIO^MDC|||||F
 OBX|162|CWE|720965^MDC_IDC_LEAD_POLARITY_TYPE^MDC|6|753793
 ^MDC_IDC_ENUM_LEAD_POLARITY_TYPE_UNI^MDC|||||F
 OBX|163|DTM|720964^MDC_IDC_LEAD_IMPLANT_DT^MDC|6|201205|||||F
 OBX|164|CWE|720966^MDC_IDC_LEAD_LOCATION^MDC|6|753858
 ^MDC_IDC_ENUM_LEAD_LOCATION_CHAMBER_LV^MDC|||||F
 OBX|165|CWE|720967^MDC_IDC_LEAD_LOCATION_DETAIL_1^MDC|6|753922
 ^MDC_IDC_ENUM_LEAD_LOCATION_DETAIL_Apex^MDC|||||F
 OBX|166|CWE|720968^MDC_IDC_LEAD_LOCATION_DETAIL_2^MDC|6|753925
 ^MDC_IDC_ENUM_LEAD_LOCATION_DETAIL_VenaCava^MDC|||||F
 OBX|167|DTM|721025^MDC_IDC_SESS_DTM^MDC||201001021310-0600|||||F
 OBX|168|CWE|721026^MDC_IDC_SESS_TYPE^MDC||754052
 ^MDC_IDC_ENUM_SESS_TYPE_RemoteDeviceInitiated^MDC|||||F
 OBX|169|ST|721033^MDC_IDC_SESS_CLINIC_NAME
 ^MDC||abcdefghijklmnopqrstuvwxyzabcdefghijklmnopqrstuvwxyz|||||F
 OBX|170|DTM|721216^MDC_IDC_MSMT_BATTERY_DTM^MDC||201205221755+0000|||||F
 OBX|171|CWE|721280^MDC_IDC_MSMT_BATTERY_STATUS^MDC||754113
 ^MDC_IDC_ENUM_BATTERY_STATUS_BOS^MDC|||||F
 OBX|172|NM|721472^MDC_IDC_MSMT_BATTERY_REMAINING_LONGEVITY^MDC||132|mo||>|||F
 OBX|173|NM|721536^MDC_IDC_MSMT_BATTERY_REMAINING_PERCENTAGE^MDC||100|%|||F
 OBX|174|DTM|721664^MDC_IDC_MSMT_CAP_CHARGE_DTM^MDC||201205221755|||||F
 OBX|175|NM|721728^MDC_IDC_MSMT_CAP_CHARGE_TIME^MDC||3.0|s|||F
 OBX|176|CWE|721856^MDC_IDC_MSMT_CAP_CHARGE_TYPE^MDC||754178
 ^MDC_IDC_ENUM_CHARGE_TYPE_Reformation^MDC|||||F
 OBX|177|DTM|721921^MDC_IDC_MSMT_LEADCHNL_RA_DTM_START^MDC||20121211|||||F
 OBX|178|DTM|721922^MDC_IDC_MSMT_LEADCHNL_RA_DTM_END^MDC||20121211|||||F
 OBX|179|CWE|721984^MDC_IDC_MSMT_LEADCHNL_RA_LEAD_CHANNEL_STATUS^MDC||754241
 ^MDC_IDC_ENUM_CHANNEL_STATUS_CheckLead^MDC|||||F
 OBX|180|NM|722051
 ^MDC_IDC_MSMT_LEADCHNL_RA_SENSING_INTR_AMPL_MEAN^MDC||mV||NAV|||F||20121211
 OBX|181|DTM|721925^MDC_IDC_MSMT_LEADCHNL_RV_DTM_START^MDC||19990102|||||F

OBX|182|DTM|721926^MDC_IDC_MSMT_LEADCHNL_RV_DTM_END^MDC||20121211|||||F
 OBX|183|CWE|721985^MDC_IDC_MSMT_LEADCHNL_RV_LEAD_CHANNEL_STATUS^MDC||754241
 ^MDC_IDC_ENUM_CHANNEL_STATUS_CheckLead^MDC|||||F
 OBX|184|NM|722055
 ^MDC_IDC_MSMT_LEADCHNL_RV_SENSING_INTR_AMPL_MEAN^MDC||0.1|mV||<|||F|||20121211
 OBX|185|DTM|721933^MDC_IDC_MSMT_LEADCHNL_LV_DTM_START^MDC||19990102|||||F
 OBX|186|DTM|721934^MDC_IDC_MSMT_LEADCHNL_LV_DTM_END^MDC||20121211|||||F
 OBX|187|CWE|721987^MDC_IDC_MSMT_LEADCHNL_LV_LEAD_CHANNEL_STATUS^MDC||754241
 ^MDC_IDC_ENUM_CHANNEL_STATUS_CheckLead^MDC|||||F
 OBX|188|NM|722063^MDC_IDC_MSMT_LEADCHNL_LV_SENSING_INTR_AMPL_MEAN
 ^MDC||25.0|mV||>|||F|||20121211
 OBX|189|CWE|722112^MDC_IDC_MSMT_LEADCHNL_RA_SENSING_POLARITY^MDC||754305
 ^MDC_IDC_ENUM_POLARITY_UNI^MDC|||||F
 OBX|190|CWE|722113^MDC_IDC_MSMT_LEADCHNL_RV_SENSING_POLARITY^MDC||754306
 ^MDC_IDC_ENUM_POLARITY_BI^MDC|||||F
 OBX|191|CWE|722115^MDC_IDC_MSMT_LEADCHNL_LV_SENSING_POLARITY^MDC|||||OFF|||F
 OBX|192|NM|722176^MDC_IDC_MSMT_LEADCHNL_RA_PACING_THRESHOLD_AMPLITUDE
 ^MDC||V||NAV|||F|||20121211
 OBX|193|NM|722177^MDC_IDC_MSMT_LEADCHNL_RV_PACING_THRESHOLD_AMPLITUDE
 ^MDC||3.0|V||>|||F|||20121211
 OBX|194|NM|722179^MDC_IDC_MSMT_LEADCHNL_LV_PACING_THRESHOLD_AMPLITUDE
 ^MDC||0.0|V|||F|||20121210
 OBX|195|NM|722240^MDC_IDC_MSMT_LEADCHNL_RA_PACING_THRESHOLD_PULSEWIDTH
 ^MDC||ms||NAV|||F|||19990102
 OBX|196|NM|722241^MDC_IDC_MSMT_LEADCHNL_RV_PACING_THRESHOLD_PULSEWIDTH
 ^MDC||0.4|ms|||F|||19990102
 OBX|197|NM|722243^MDC_IDC_MSMT_LEADCHNL_LV_PACING_THRESHOLD_PULSEWIDTH
 ^MDC||0.4|ms|||F|||19990102
 OBX|198|CWE|722304^MDC_IDC_MSMT_LEADCHNL_RA_PACING_THRESHOLD_MEASUREMENT_METHOD
 ^MDC||754369^MDC_IDC_ENUM_MEASUREMENT_METHOD_ProgrammerManual^MDC|||||F
 OBX|199|CWE|722305^MDC_IDC_MSMT_LEADCHNL_RV_PACING_THRESHOLD_MEASUREMENT_METHOD
 ^MDC||754369^MDC_IDC_ENUM_MEASUREMENT_METHOD_ProgrammerManual^MDC|||||F
 OBX|200|CWE|722307^MDC_IDC_MSMT_LEADCHNL_LV_PACING_THRESHOLD_MEASUREMENT_METHOD
 ^MDC||754369^MDC_IDC_ENUM_MEASUREMENT_METHOD_ProgrammerManual^MDC|||||F
 OBX|201|CWE|722368^MDC_IDC_MSMT_LEADCHNL_RA_PACING_THRESHOLD_POLARITY^MDC||754305
 ^MDC_IDC_ENUM_POLARITY_UNI^MDC|||||F
 OBX|202|CWE|722369^MDC_IDC_MSMT_LEADCHNL_RV_PACING_THRESHOLD_POLARITY^MDC||754306
 ^MDC_IDC_ENUM_POLARITY_BI^MDC|||||F
 OBX|203|CWE|722371^MDC_IDC_MSMT_LEADCHNL_LV_PACING_THRESHOLD_POLARITY^MDC||754306
 ^MDC_IDC_ENUM_POLARITY_BI^MDC|||||F
 OBX|204|NM|722432^MDC_IDC_MSMT_LEADCHNL_RA_IMPEDANCE_VALUE
 ^MDC||200|ohms||<|||F|||20121211
 OBX|205|NM|722433^MDC_IDC_MSMT_LEADCHNL_RV_IMPEDANCE_VALUE
 ^MDC||2000|ohms||>|||F|||20121211
 OBX|206|NM|722435^MDC_IDC_MSMT_LEADCHNL_LV_IMPEDANCE_VALUE
 ^MDC||201|ohms|||||F|||20121209
 OBX|207|CWE|722496^MDC_IDC_MSMT_LEADCHNL_RA_IMPEDANCE_POLARITY^MDC||754305
 ^MDC_IDC_ENUM_POLARITY_UNI^MDC|||||F
 OBX|208|CWE|722497^MDC_IDC_MSMT_LEADCHNL_RV_IMPEDANCE_POLARITY^MDC||754305
 ^MDC_IDC_ENUM_POLARITY_UNI^MDC|||||F
 OBX|209|CWE|722499^MDC_IDC_MSMT_LEADCHNL_LV_IMPEDANCE_POLARITY^MDC||754306
 ^MDC_IDC_ENUM_POLARITY_BI^MDC|||||F
 OBX|210|DTM|722560^MDC_IDC_MSMT_LEADHVCHNL_DTM_START^MDC||1|20121109|||||F
 OBX|211|NM|722624^MDC_IDC_MSMT_LEADHVCHNL_IMPEDANCE^MDC||1|ohms||NAV|||F
 OBX|212|CWE|722688^MDC_IDC_MSMT_LEADHVCHNL_MEASUREMENT_TYPE
 ^MDC||1|754433^MDC_IDC_ENUM_HVCHNL_MEASUREMENT_TYPE_LowVoltage^MDC|||||F
 OBX|213|CWE|722752^MDC_IDC_MSMT_LEADHVCHNL_STATUS^MDC||1|754241
 ^MDC_IDC_ENUM_CHANNEL_STATUS_CheckLead^MDC|||||F
 OBX|214|NM|729344^MDC_IDC_SET_CRT_LVRV_DELAY^MDC||-100|ms|||||F

OBX|215|CWE|729408^MDC_IDC_SET_CRT_PACED_CHAMBERS^MDC||755265
 ^MDC_IDC_ENUM_CRT_PACED_CHAMBERS_RV_Only^MDC|||||F
 OBX|216|NM|729536^MDC_IDC_SET_LEADCHNL_RA_SENSING_SENSITIVITY^MDC||0.5|mV|||||F
 OBX|217|NM|729537^MDC_IDC_SET_LEADCHNL_RV_SENSING_SENSITIVITY^MDC||0.9|mV|||||F
 OBX|218|NM|729539^MDC_IDC_SET_LEADCHNL_LV_SENSING_SENSITIVITY^MDC||1.0|mV|||||F
 OBX|219|CWE|729600^MDC_IDC_SET_LEADCHNL_RA_SENSING_POLARITY^MDC|||||OFF|||F
 OBX|220|CWE|729601^MDC_IDC_SET_LEADCHNL_RV_SENSING_POLARITY^MDC||754305
 ^MDC_IDC_ENUM_POLARITY_UNI^MDC|||||F
 OBX|221|CWE|729676^MDC_IDC_SET_LEADCHNL_LV_SENSING_ANODE_LOCATION^MDC||754498
 ^MDC_IDC_ENUM_ELECTRODE_LOCATION_RV^MDC|||||F
 OBX|222|CWE|729740^MDC_IDC_SET_LEADCHNL_LV_SENSING_ANODE_ELECTRODE^MDC|||||OFF|||F
 OBX|223|CWE|729804^MDC_IDC_SET_LEADCHNL_LV_SENSING_CATHODE_LOCATION^MDC|||||OFF|||F
 OBX|224|CWE|729868^MDC_IDC_SET_LEADCHNL_LV_SENSING_CATHODE_ELECTRODE
 ^MDC||754561^MDC_IDC_ENUM_ELECTRODE_NAME_Tip^MDC|||||F
 OBX|225|CWE|729920^MDC_IDC_SET_LEADCHNL_RA_SENSING_ADAPTATION_MODE^MDC||754625
 ^MDC_IDC_ENUM_SENSING_ADAPTATION_MODE_AdaptiveSensing^MDC|||||F
 OBX|226|CWE|729921^MDC_IDC_SET_LEADCHNL_RV_SENSING_ADAPTATION_MODE^MDC||754625
 ^MDC_IDC_ENUM_SENSING_ADAPTATION_MODE_AdaptiveSensing^MDC|||||F
 OBX|227|CWE|729923^MDC_IDC_SET_LEADCHNL_LV_SENSING_ADAPTATION_MODE^MDC||754626
 ^MDC_IDC_ENUM_SENSING_ADAPTATION_MODE_FixedSensing^MDC|||||F
 OBX|228|NM|729984^MDC_IDC_SET_LEADCHNL_RA_PACING_AMPLITUDE^MDC||5.1|V|||||F
 OBX|229|NM|729985^MDC_IDC_SET_LEADCHNL_RV_PACING_AMPLITUDE^MDC||5.0|V|||||F
 OBX|230|NM|729987^MDC_IDC_SET_LEADCHNL_LV_PACING_AMPLITUDE^MDC||2.8|V|||||F
 OBX|231|NM|730048^MDC_IDC_SET_LEADCHNL_RA_PACING_PULSEWIDTH^MDC||100.0|ms|||||F
 OBX|232|NM|730049^MDC_IDC_SET_LEADCHNL_RV_PACING_PULSEWIDTH^MDC||200.0|ms|||||F
 OBX|233|NM|730051^MDC_IDC_SET_LEADCHNL_LV_PACING_PULSEWIDTH^MDC||300.0|ms|||||F
 OBX|234|CWE|730112^MDC_IDC_SET_LEADCHNL_RA_PACING_POLARITY^MDC||754305
 ^MDC_IDC_ENUM_POLARITY_UNI^MDC|||||F
 OBX|235|CWE|730113^MDC_IDC_SET_LEADCHNL_RV_PACING_POLARITY^MDC||754305
 ^MDC_IDC_ENUM_POLARITY_UNI^MDC|||||F
 OBX|236|CWE|730188^MDC_IDC_SET_LEADCHNL_LV_PACING_ANODE_LOCATION^MDC||754498
 ^MDC_IDC_ENUM_ELECTRODE_LOCATION_RV^MDC|||||F
 OBX|237|CWE|730252^MDC_IDC_SET_LEADCHNL_LV_PACING_ANODE_ELECTRODE^MDC||754564
 ^MDC_IDC_ENUM_ELECTRODE_NAME_Ring2^MDC|||||F
 OBX|238|CWE|730316^MDC_IDC_SET_LEADCHNL_LV_PACING_CATHODE_LOCATION^MDC||754500
 ^MDC_IDC_ENUM_ELECTRODE_LOCATION_LV^MDC|||||F
 OBX|239|CWE|730380^MDC_IDC_SET_LEADCHNL_LV_PACING_CATHODE_ELECTRODE^MDC||754566
 ^MDC_IDC_ENUM_ELECTRODE_NAME_Ring4^MDC|||||F
 OBX|240|CWE|730432^MDC_IDC_SET_LEADCHNL_RA_PACING_CAPTURE_MODE^MDC||754690
 ^MDC_IDC_ENUM_PACING_CAPTURE_MODE_FixedPacing^MDC|||||F
 OBX|241|CWE|730433^MDC_IDC_SET_LEADCHNL_RV_PACING_CAPTURE_MODE^MDC||754691
 ^MDC_IDC_ENUM_PACING_CAPTURE_MODE_MonitorCapture^MDC|||||F
 OBX|242|CWE|730435^MDC_IDC_SET_LEADCHNL_LV_PACING_CAPTURE_MODE^MDC||754690
 ^MDC_IDC_ENUM_PACING_CAPTURE_MODE_FixedPacing^MDC|||||F
 OBX|243|CWE|730752^MDC_IDC_SET_BRADY_MODE^MDC||754760^MDC_IDC_ENUM_BRADY_MODE_DDD
 ^MDC|||||F
 OBX|244|NM|730880^MDC_IDC_SET_BRADY_LOWRATE^MDC||100|{beats}/min|||||F
 OBX|245|ST|731072^MDC_IDC_SET_BRADY_SENSOR_TYPE^MDC||Accelerometer + MV|||||F
 OBX|246|NM|731136^MDC_IDC_SET_BRADY_MAX_TRACKING_RATE^MDC||130|{beats}/min|||||F
 OBX|247|NM|731200^MDC_IDC_SET_BRADY_MAX_SENSOR_RATE^MDC||180|{beats}/min|||||F
 OBX|248|NM|731265^MDC_IDC_SET_BRADY_SAV_DELAY_HIGH^MDC||102|ms|||||F
 OBX|249|NM|731266^MDC_IDC_SET_BRADY_SAV_DELAY_LOW^MDC||101|ms|||||F
 OBX|250|NM|731329^MDC_IDC_SET_BRADY_PAV_DELAY_HIGH^MDC||104|ms|||||F
 OBX|251|NM|731330^MDC_IDC_SET_BRADY_PAV_DELAY_LOW^MDC||103|ms|||||F
 OBX|252|CWE|731392^MDC_IDC_SET_BRADY_AT_MODE_SWITCH_MODE^MDC||754763
 ^MDC_IDC_ENUM_BRADY_MODE_DDIR^MDC|||||F
 OBX|253|NM|731456^MDC_IDC_SET_BRADY_AT_MODE_SWITCH_RATE^MDC||130|{beats}/min|||||F
 OBX|254|CWE|731520^MDC_IDC_SET_TACHYTHERAPY_VSTAT^MDC||754817
 ^MDC_IDC_ENUM_THERAPY_STATUS_On^MDC|||||F

OBX|255|CWE|731648^MDC_IDC_SET_ZONE_TYPE^MDC|1|754945^MDC_IDC_ENUM_ZONE_TYPE_Zone_VF
 ^MDC|||||F
 OBX|256|CWE|731712^MDC_IDC_SET_ZONE_VENDOR_TYPE^MDC|1|771139
 ^MDC_IDC_ENUM_ZONE_VENDOR_TYPE_BSX-Zone_VF^MDC|||||F
 OBX|257|CWE|731776^MDC_IDC_SET_ZONE_STATUS^MDC|1|755009
 ^MDC_IDC_ENUM_ZONE_STATUS_Active^MDC|||||F
 OBX|258|NM|731840^MDC_IDC_SET_ZONE_DETECTION_INTERVAL^MDC|1|462|ms|||||F
 OBX|259|CWE|732097^MDC_IDC_SET_ZONE_TYPE_ATP_1^MDC|1|755073
 ^MDC_IDC_ENUM_ATP_TYPE_Burst^MDC|||||F
 OBX|260|NM|732161^MDC_IDC_SET_ZONE_NUM_ATP_SEQS_1^MDC|1|1|||||F
 OBX|261|NM|732225^MDC_IDC_SET_ZONE_SHOCK_ENERGY_1^MDC|1|21.1|J|||||F
 OBX|262|NM|732289^MDC_IDC_SET_ZONE_NUM_SHOCKS_1^MDC|1|1|||||F
 OBX|263|NM|732226^MDC_IDC_SET_ZONE_SHOCK_ENERGY_2^MDC|1|31.1|J|||||F
 OBX|264|NM|732290^MDC_IDC_SET_ZONE_NUM_SHOCKS_2^MDC|1|1|||||F
 OBX|265|NM|732227^MDC_IDC_SET_ZONE_SHOCK_ENERGY_3^MDC|1|41.1|J|||||F
 OBX|266|NM|732291^MDC_IDC_SET_ZONE_NUM_SHOCKS_3^MDC|1|6|||||F
 OBX|267|CWE|731648^MDC_IDC_SET_ZONE_TYPE^MDC|2|754946^MDC_IDC_ENUM_ZONE_TYPE_Zone_VT
 ^MDC|||||F
 OBX|268|CWE|731712^MDC_IDC_SET_ZONE_VENDOR_TYPE^MDC|2|771137
 ^MDC_IDC_ENUM_ZONE_VENDOR_TYPE_BSX-Zone_VT^MDC|||||F
 OBX|269|CWE|731776^MDC_IDC_SET_ZONE_STATUS^MDC|2|755009
 ^MDC_IDC_ENUM_ZONE_STATUS_Active^MDC|||||F
 OBX|270|NM|731840^MDC_IDC_SET_ZONE_DETECTION_INTERVAL^MDC|2|463|ms|||||F
 OBX|271|CWE|732097^MDC_IDC_SET_ZONE_TYPE_ATP_1^MDC|2|755073
 ^MDC_IDC_ENUM_ATP_TYPE_Burst^MDC|||||F
 OBX|272|NM|732161^MDC_IDC_SET_ZONE_NUM_ATP_SEQS_1^MDC|2|2|||||F
 OBX|273|CWE|732098^MDC_IDC_SET_ZONE_TYPE_ATP_2^MDC|2|755074
 ^MDC_IDC_ENUM_ATP_TYPE_Ramp^MDC|||||F
 OBX|274|NM|732162^MDC_IDC_SET_ZONE_NUM_ATP_SEQS_2^MDC|2|3|||||F
 OBX|275|NM|732225^MDC_IDC_SET_ZONE_SHOCK_ENERGY_1^MDC|2|22.2|J|||||F
 OBX|276|NM|732289^MDC_IDC_SET_ZONE_NUM_SHOCKS_1^MDC|2|1|||||F
 OBX|277|NM|732226^MDC_IDC_SET_ZONE_SHOCK_ENERGY_2^MDC|2|32.2|J|||||F
 OBX|278|NM|732290^MDC_IDC_SET_ZONE_NUM_SHOCKS_2^MDC|2|1|||||F
 OBX|279|NM|732227^MDC_IDC_SET_ZONE_SHOCK_ENERGY_3^MDC|2|42.2|J|||||F
 OBX|280|NM|732291^MDC_IDC_SET_ZONE_NUM_SHOCKS_3^MDC|2|3|||||F
 OBX|281|CWE|731648^MDC_IDC_SET_ZONE_TYPE^MDC|3|754946^MDC_IDC_ENUM_ZONE_TYPE_Zone_VT
 ^MDC|||||F
 OBX|282|CWE|731712^MDC_IDC_SET_ZONE_VENDOR_TYPE^MDC|3|771138
 ^MDC_IDC_ENUM_ZONE_VENDOR_TYPE_BSX-Zone_VT-1^MDC|1|1|||||F
 OBX|283|CWE|731776^MDC_IDC_SET_ZONE_STATUS^MDC|3|755009
 ^MDC_IDC_ENUM_ZONE_STATUS_Active^MDC|||||F
 OBX|284|NM|731840^MDC_IDC_SET_ZONE_DETECTION_INTERVAL^MDC|3|465|ms|||||F
 OBX|285|CWE|732097^MDC_IDC_SET_ZONE_TYPE_ATP_1^MDC|3|755074
 ^MDC_IDC_ENUM_ATP_TYPE_Ramp^MDC|||||F
 OBX|286|NM|732161^MDC_IDC_SET_ZONE_NUM_ATP_SEQS_1^MDC|3|4|||||F
 OBX|287|CWE|732098^MDC_IDC_SET_ZONE_TYPE_ATP_2^MDC|3|755076
 ^MDC_IDC_ENUM_ATP_TYPE_RampScan^MDC|||||F
 OBX|288|NM|732162^MDC_IDC_SET_ZONE_NUM_ATP_SEQS_2^MDC|3|5|||||F
 OBX|289|NM|732225^MDC_IDC_SET_ZONE_SHOCK_ENERGY_1^MDC|3|23.2|J|||||F
 OBX|290|NM|732289^MDC_IDC_SET_ZONE_NUM_SHOCKS_1^MDC|3|1|||||F
 OBX|291|NM|732226^MDC_IDC_SET_ZONE_SHOCK_ENERGY_2^MDC|3|33.2|J|||||F
 OBX|292|NM|732290^MDC_IDC_SET_ZONE_NUM_SHOCKS_2^MDC|3|1|||||F
 OBX|293|NM|732227^MDC_IDC_SET_ZONE_SHOCK_ENERGY_3^MDC|3|43.2|J|||||F
 OBX|294|NM|732291^MDC_IDC_SET_ZONE_NUM_SHOCKS_3^MDC|3|2|||||F
 OBX|295|DTM|737489^MDC_IDC_STAT_DTM_START^MDC||20120522|||||F
 OBX|296|DTM|737490^MDC_IDC_STAT_DTM_END^MDC||20120522|||||F
 OBX|297|DTM|737505^MDC_IDC_STAT_BRADY_DTM_START^MDC||20120522|||||F
 OBX|298|DTM|737506^MDC_IDC_STAT_BRADY_DTM_END^MDC||20120522|||||F
 OBX|299|NM|737520^MDC_IDC_STAT_BRADY_RA_PERCENT_PACED^MDC||0|%|||||F



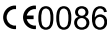
OBX|300|NM|737536^MDC_IDC_STAT_BRADY_RV_PERCENT_PACED^MDC||0|%|||||F
 OBX|301|DTM|737777^MDC_IDC_STAT_CRT_DTM_START^MDC||20120522|||||F
 OBX|302|DTM|737778^MDC_IDC_STAT_CRT_DTM_END^MDC||20120522|||||F
 OBX|303|NM|737792^MDC_IDC_STAT_CRT_LV_PERCENT_PACED^MDC||0|%|||||F
 OBX|304|CWE|737952^MDC_IDC_STAT_EPISODE_TYPE^MDC|1|754882
 ^MDC_IDC_ENUM_EPISODE_TYPE_Epis_VT^MDC|||||F
 OBX|305|CWE|737984^MDC_IDC_STAT_EPISODE_VENDOR_TYPE^MDC|1|771077
 ^MDC_IDC_ENUM_EPISODE_VENDOR_TYPE_BSX-Epis_NSVT^MDC|||||F
 OBX|306|NM|738000^MDC_IDC_STAT_EPISODE_RECENT_COUNT^MDC|1|0|||||F
 OBX|307|DTM|738017^MDC_IDC_STAT_EPISODE_RECENT_COUNT_DTM_START^MDC|1|20120522|||||F
 OBX|308|DTM|738018^MDC_IDC_STAT_EPISODE_RECENT_COUNT_DTM_END^MDC|1|20120522|||||F
 OBX|309|CWE|737952^MDC_IDC_STAT_EPISODE_TYPE^MDC|1|754882
 ^MDC_IDC_ENUM_EPISODE_TYPE_Epis_VT^MDC|||||F
 OBX|310|CWE|737984^MDC_IDC_STAT_EPISODE_VENDOR_TYPE^MDC|1|||||F
 OBX|311|NM|738000^MDC_IDC_STAT_EPISODE_RECENT_COUNT^MDC|1|0|||||F
 OBX|312|DTM|738017^MDC_IDC_STAT_EPISODE_RECENT_COUNT_DTM_START^MDC|1|20120522|||||F
 OBX|313|DTM|738018^MDC_IDC_STAT_EPISODE_RECENT_COUNT_DTM_END^MDC|1|20120522|||||F
 OBX|314|CWE|737952^MDC_IDC_STAT_EPISODE_TYPE^MDC|2|754884
 ^MDC_IDC_ENUM_EPISODE_TYPE_Epis_SVT^MDC|||||F
 OBX|315|CWE|737984^MDC_IDC_STAT_EPISODE_VENDOR_TYPE^MDC|2|771076
 MDC_IDC_ENUM_EPISODE_VENDOR_TYPE_BSX-Epis_SVT^MDC|||||F
 OBX|316|NM|738000^MDC_IDC_STAT_EPISODE_RECENT_COUNT^MDC|2|0|||||F
 OBX|317|DTM|738017^MDC_IDC_STAT_EPISODE_RECENT_COUNT_DTM_START^MDC|2|20120522|||||F
 OBX|318|DTM|738018^MDC_IDC_STAT_EPISODE_RECENT_COUNT_DTM_END^MDC|2|20120522|||||F
 OBX|319|CWE|737952^MDC_IDC_STAT_EPISODE_TYPE^MDC|4|754883
 ^MDC_IDC_ENUM_EPISODE_TYPE_Epis_ATA^MDC|||||F
 OBX|320|CWE|737984^MDC_IDC_STAT_EPISODE_VENDOR_TYPE^MDC|4|771078
 ^MDC_IDC_ENUM_EPISODE_VENDOR_TYPE_BSX-Epis_ATR^MDC|||||F
 OBX|321|NM|738000^MDC_IDC_STAT_EPISODE_RECENT_COUNT^MDC|4|0|||||F
 OBX|322|DTM|738017^MDC_IDC_STAT_EPISODE_RECENT_COUNT_DTM_START^MDC|4|20120522|||||F
 OBX|323|DTM|738018^MDC_IDC_STAT_EPISODE_RECENT_COUNT_DTM_END^MDC|4|20120522|||||F
 OBX|324|CWE|737952^MDC_IDC_STAT_EPISODE_TYPE^MDC|5|754888
 ^MDC_IDC_ENUM_EPISODE_TYPE_Epis_Other^MDC|||||F
 OBX|325|CWE|737984^MDC_IDC_STAT_EPISODE_VENDOR_TYPE^MDC|5|771077
 ^MDC_IDC_ENUM_EPISODE_VENDOR_TYPE_BSX-Epis_VF^MDC|||||F
 OBX|326|NM|738000^MDC_IDC_STAT_EPISODE_RECENT_COUNT^MDC|5|0|||||F
 OBX|327|DTM|738017^MDC_IDC_STAT_EPISODE_RECENT_COUNT_DTM_START^MDC|5|20120522|||||F
 OBX|328|DTM|738018^MDC_IDC_STAT_EPISODE_RECENT_COUNT_DTM_END^MDC|5|20120522|||||F
 OBX|329|CWE|737952^MDC_IDC_STAT_EPISODE_TYPE^MDC|6|754881
 ^MDC_IDC_ENUM_EPISODE_TYPE_Epis_VF^MDC|||||F
 OBX|330|CWE|737984^MDC_IDC_STAT_EPISODE_VENDOR_TYPE^MDC|6|771073
 ^MDC_IDC_ENUM_EPISODE_VENDOR_TYPE_BSX-Epis_VF^MDC|||||F
 OBX|331|NM|738000^MDC_IDC_STAT_EPISODE_RECENT_COUNT^MDC|6|1|||||F
 OBX|332|DTM|738017^MDC_IDC_STAT_EPISODE_RECENT_COUNT_DTM_START^MDC|6|20120522|||||F
 OBX|333|DTM|738018^MDC_IDC_STAT_EPISODE_RECENT_COUNT_DTM_END^MDC|6|20120522|||||F
 OBX|334|CWE|737952^MDC_IDC_STAT_EPISODE_TYPE^MDC|7|754882
 ^MDC_IDC_ENUM_EPISODE_TYPE_Epis_VT^MDC|||||F
 OBX|335|CWE|737984^MDC_IDC_STAT_EPISODE_VENDOR_TYPE^MDC|7|771074
 ^MDC_IDC_ENUM_EPISODE_VENDOR_TYPE_BSX-Epis_VT^MDC|||||F
 OBX|336|NM|738000^MDC_IDC_STAT_EPISODE_RECENT_COUNT^MDC|7|2|||||F
 OBX|337|DTM|738017^MDC_IDC_STAT_EPISODE_RECENT_COUNT_DTM_START^MDC|7|20120522|||||F
 OBX|338|DTM|738018^MDC_IDC_STAT_EPISODE_RECENT_COUNT_DTM_END^MDC|7|20120522|||||F
 OBX|339|CWE|737952^MDC_IDC_STAT_EPISODE_TYPE^MDC|8|754882
 ^MDC_IDC_ENUM_EPISODE_TYPE_Epis_VT^MDC|||||F
 OBX|340|CWE|737984^MDC_IDC_STAT_EPISODE_VENDOR_TYPE^MDC|8|771075
 ^MDC_IDC_ENUM_EPISODE_VENDOR_TYPE_BSX-Epis_VT-1^MDC|||||F
 OBX|341|NM|738000^MDC_IDC_STAT_EPISODE_RECENT_COUNT^MDC|8|3|||||F
 OBX|342|DTM|738017^MDC_IDC_STAT_EPISODE_RECENT_COUNT_DTM_START^MDC|8|20120522|||||F
 OBX|343|DTM|738018^MDC_IDC_STAT_EPISODE_RECENT_COUNT_DTM_END^MDC|8|20120522|||||F
 OBX|344|CWE|737952^MDC_IDC_STAT_EPISODE_TYPE^MDC|9|754884

```
^MDC_IDC_ENUM_EPISODE_TYPE_Epis_Monitor^MDC|||||F
OBX|345|CWE|737984^MDC_IDC_STAT_EPISODE_VENDOR_TYPE^MDC|9|||||F
OBX|346|NM|738000^MDC_IDC_STAT_EPISODE_RECENT_COUNT^MDC|9|4|||||F
OBX|347|DTM|738017^MDC_IDC_STAT_EPISODE_RECENT_COUNT_DTM_START^MDC|9|20120522|||||F
OBX|348|DTM|738018^MDC_IDC_STAT_EPISODE_RECENT_COUNT_DTM_END^MDC|9|20120522|||||F
```

Outdated version. Do not use.
Version überholt. Nicht verwenden.
Version obsolete. Ne pas utiliser.
Versión obsoleta. No utilizar.
Versione obsoleta. Non utilizzate.
Verouderde versie. Niet gebruiken.
Föråldrad version. Använd ej.
Παλιά έκδοση. Μην την χρησιμοποιείτε.
Versão obsoleta. Não utilize.
Forældet version. Må ikke anvendes.
Zastaralá verzia. Nepoužívať.
Utdatert versjon. Skal ikke brukes.
Zastaraná verzia. Nepoužívať.
Elavult verzió. Ne használja!
Wersja nieaktualna. Nie używać.

SYMBOLS USED ON LABELING

APPENDIX A

Symbol	Meaning
	Manufacturer
	Authorized representative in the European Community
	CE mark of conformity with the identification of the notified body authorizing use of the mark

Outdated version. Do not use.
 Version überholt. Nicht verwenden.
 Version obsolète. Ne pas utiliser.
 Versión obsoleta. No utilizar.
 Versione obsoleta. Non utilizzare.
 Verouderde versie. Niet gebruiken.
 Föråldrad version. Använd ej.
 Παλιά έκδοση. Μην την χρησιμοποιείτε.
 Versão obsoleta. Não utilize.
 Forældet version. Må ikke anvendes.
 Zastaralá verzia. Nepoužívať.
 Utdatert versjon. Skal ikke brukes.
 Zastaraná verzia. Nepoužívať.
 Elavult verzió. Ne használja!
 Wersja nieaktualna. Nie używać.

Outdated version. Do not use.
Version überholt. Nicht verwenden.
Version obsolète. Ne pas utiliser.
Versión obsoleta. No utilizar.
Versione obsoleta. Non utilizzare.
Verouderde versie. Niet gebruiken.
Föråldrad version. Använd ej.
Παλιά έκδοση. Μην την χρησιμοποιείτε.
Versão obsoleta. Não utilize.
Forældet version. Må ikke anvendes.
Zastaralá verze. Nepoužívat.
Utdatert versjon. Skal ikke brukes.
Zastaraná verzia. Nepoužívať.
Elavult verzió. Ne használja!
Wersja nieaktualna. Nie używać.

Outdated version. Do not use.
Version überholt. Nicht verwenden.
Version obsolète. Ne pas utiliser.
Versión obsoleta. No utilizar.
Versione obsoleta. Non utilizzare.
Verouderde versie. Niet gebruiken.
Föråldrad version. Använd ej.
Παλιά έκδοση. Μην την χρησιμοποιείτε.
Versão obsoleta. Não utilize.
Forældet version. Må ikke anvendes.
Zastaralá verze. Nepoužívat.
Utdatert versjon. Skal ikke brukes.
Zastaraná verzia. Nepoužívať.
Elavult verzió. Ne használja!
Wersja nieaktualna. Nie używać.



Boston Scientific Corporation
4100 Hamline Avenue North
St. Paul, MN 55112-5798 USA

EC REP

Guidant Europe NV/SA; Boston Scientific
Green Square, Lambroekstraat 5D
1831 Diegem, Belgium

www.bostonscientific.com

1.800.CARDIAC (227.3422)

+1.651.582.4000

© 2015 Boston Scientific Corporation or its affiliates.

All rights reserved.

359273-021 EN Europe 2015-02

Outdated version. Do not use.
Version überholt. Nicht verwenden.
Version obsolète. Ne pas utiliser.
Versión obsoleta. No utilizar.
Versione obsoleta. Non utilizzate.
Verouderde versie. Niet gebruiken.
Föråldrad version. Använd ej.
Παλιά έκδοση. Μην την χρησιμοποιείτε.
Versão obsoleta. Não utilize.
Forældet version. Må ikke anvendes.
Zastaralá verzia. Nepoužívať.
Utdatert versjon. Skal ikke brukes.
Zastaraná verzia. Nepoužívať.
Elavult verzió. Ne használja!
Wersja nieaktualna. Nie używać.

C E0086

