



Sitting



Lifting



Activity



Bending

# Is Chronic Low Back Pain Affecting Your Everyday Life?

## **INTRACEPT™** Vertebrogenic Pain Relief

### A Minimally Invasive Procedure for Chronic Vertebrogenic Low Back Pain



Brief recovery,  
same-day procedure



Long-term pain relief after  
a single procedure



Minimally invasive



Implant-free



Proven safety profile



Preserves overall spine structure

Indications for Use: The Intracept™ Intraosseous Nerve Ablation System is indicated for patients who have had chronic low back pain for at least six months, who have tried conservative care for at least six months, and whose MRI shows features consistent with Modic changes – indicating damage at the vertebral endplates has led to inflammation. Not every patient who meets these criteria is a candidate for the Intracept Procedure, however – in fact, there are specific characteristics indicating a patient should not be considered for the procedure. Contraindications include being pregnant, having weakened cardiac or pulmonary function, having an active implanted electronic medical device in the body (such as a pacemaker or defibrillator), being diagnosed with a systemic or local infection, or having an anatomy that could be damaged unintentionally while ablating the basivertebral nerve (based on your physicians' clinical review). The Intracept Procedure is also contraindicated in patients who are skeletally immature – which generally means individuals under the age of 18 are not candidates. There are also certain risks and precautions regarding the procedure which you should be aware of before proceeding. Talk with your doctor about what indicates, and contraindicates, certain patients for the Intracept Procedure – as well as the risks and precautions for the procedure. For complete indications for use, contraindications, warnings, precautions, and side effects visit [www.relevant.com/intracept/](http://www.relevant.com/intracept/). Caution: U.S. Federal law restricts this device to sale by or on the order of a physician.

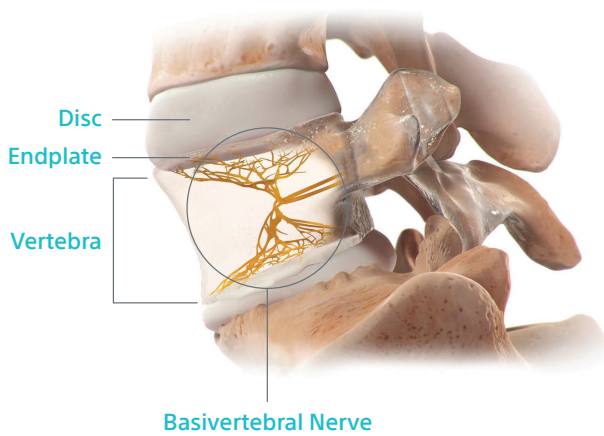
*Scan to Learn More*



# INTRACEPT™

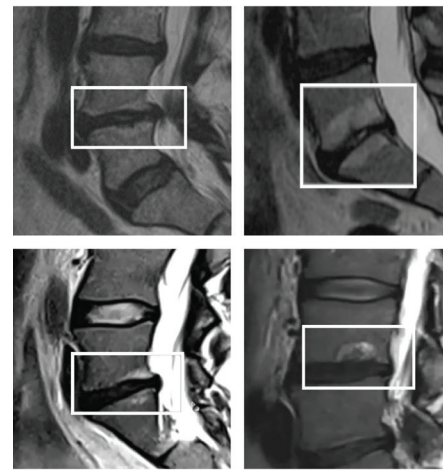
## Vertebrogenic Pain Relief

# A Minimally Invasive Procedure for Chronic Vertebrogenic Low Back Pain



## Understanding Vertebrogenic Chronic Low Back Pain

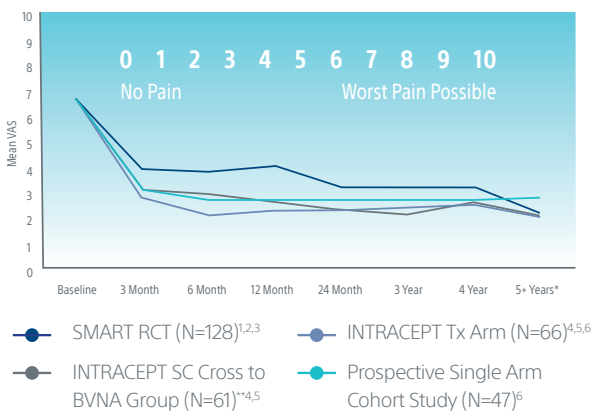
- Vertebral endplates – found on either side of the disc – can become damaged over time, causing inflammation and back pain.
- The basivertebral nerve (BVN) found within the vertebrae carries pain signals from the inflamed endplates to the brain.



## How Do I Know If I Am Experiencing Vertebrogenic Pain?

- Patients often describe this pain as being made worse with activity, sitting, bending, and/or lifting.
- Endplate damage appears on MRI as Modic Changes – a binary condition regardless of visible amount.

### Multi-Study Post-BVNA Numeric Pain Score (NPS) Results<sup>1-6</sup>



\*SMART RCT US per protocol treatment arm at mean of 6.4 years.  
 \*\*Standard arm re-baselined and offered active treatment at a median of 5.8 months.

## How is Vertebrogenic Chronic Low Back Pain Treated?

- The Intracept™ Procedure is a minimally invasive, same-day procedure that heats the BVN with a radiofrequency probe to stop it from sending pain signals to the brain.
- The Intracept Procedure is proven and durable; significant improvements in function and pain seen at 3 months post-procedure are sustained more than 5 years after a single treatment.<sup>3</sup>

## Next Steps

- Begin authorization process (if commercially insured)
- Review Patient Access Program
- Review Patient Brochure
- Visit [Intracpt.com](https://www.intracpt.com) to learn more

1. Fischgrund JS, Rhyne A, Macadaeg K, Moore G, Kamrava E, Yeung C, et al. Long-term outcomes following intraosseous basivertebral nerve ablation for the treatment of chronic low back pain: 5-year treatment arm results from a prospective randomized double-blind sham-controlled multi-center study. *Eur Spine J.* 2020 Aug;29(8):1925-1934. DOI: 10.1007/s00586-020-06448-x.

2. Smuck M, Khalil JG, Barrett K, Hirsch JA, Kreiner S, Koreckij T, et al. A prospective, randomized, multi-center study of intraosseous basivertebral nerve ablation for the treatment of chronic low back pain: 12-month results. *Reg Anesth Pain Med.* 2021;rapm-2020-102259. doi:10.1136/rapm-2020-102259.

3. Koreckij T, Kreiner S, Khalil JG, Smuck M, Markman J, Garfin S. Prospective, randomized, multicenter study of intraosseous basivertebral nerve ablation for the treatment of chronic low back pain: 24-month treatment arm results. *NASSJ.* Published online October 26, 2021. DOI: <https://doi.org/10.1016/j.xnsj.2021.100089>.

4. Macadaeg K, Truumees E, Booddy B, Pena E, Arbuckle A, Gentile, J, et al. A prospective, open-label, single-arm, multi-center study of intraosseous basivertebral nerve ablation for the treatment of chronic low back pain: 12-month results. *NASSJ* 2020;3(100030). E-pub 18 Sept 2020. <https://doi.org/10.1016/j.xnsj.2020.100030>.

5. Smuck M, Truumees E, Macadaeg K, Jaini AM, Chatterjee S, Levin J. Intraosseous basivertebral nerve ablation: pooled long-term outcomes from two prospective clinical trials. *Interventional Pain Medicine.* 2023; 2(2). <https://doi.org/10.1016/j.inpm.2023.100256>. Khalil J. Pooled Intraosseous Basivertebral Nerve Ablation: 4-Year Effectiveness and Safety Results from Two Long-Term Follow-up Studies. Lecture ASPN annual meeting; July 13-16, 2023. Miami, FL.

6. Khalil J. Intraosseous basivertebral nerve ablation: 5-year outcomes from three long-term follow-up studies. Abstract presented at: American Society of Pain & Neuroscience annual meeting; July 11-14, 2024. Miami, FL.

Copyright ©2024 by Boston Scientific Corporation or its affiliates. All rights reserved. NM-1994407-AA