



**Ureteroscopy solutions
for your most
challenging cases.**

IT TAKES INSIGHT TO SEE THAT NO TWO STONE PATIENTS ARE ALIKE.

THAT'S THE DIFFERENCE BETWEEN MAKING DEVICES AND MAKING PROGRESS.

There is nothing routine about your stone removal procedures. Every patient presents a unique challenge. Every urologist has preferred approaches and techniques, and every surgical tool and device you choose must perform to your highest expectations. No matter how demanding the case.

For more than 30 years, Boston Scientific has offered a broad and deep portfolio of products and solutions designed to support you through every stone procedure. Even the hard ones.

We invite you to explore our comprehensive ureteroscopy portfolio to decide which Boston Scientific devices, systems and solutions are right for you. Because when it comes to delivering innovative solutions to treat each and every patient, we leave no stone unturned.

Visit [bostonscientific.com/Urology](https://www.bostonscientific.com/Urology)



Visualization



Guidewires



**Dilation Devices and
Access Sheaths**



**Lithotripsy
Products**



**Retrieval
Devices**



**Ureteral
Stents**



VISUALIZATION

LITHOVUE™ Single-Use Digital Flexible Ureteroscope

A new scope for every patient.

The LITHOVUE System delivers high-resolution digital images for clear visualization and seamless navigation. With a new scope every time you open the LITHOVUE package, you eliminate the inconsistent performance and maintenance hassles associated with reusable scopes.

- No costly scope repairs
- No scope maintenance
- No scope reprocessing
- No degradation of scope performance
- No sterilization
- No delays or cancellations due to availability

LITHOVUE™ EMPOWER™ Retrieval Deployment Device

The LithoVue Empower™ Retrieval Deployment Device takes stone removal procedures to the next level. The critical task of controlling the basket is now in the surgeon's hand while seamlessly integrating with our LithoVue™ Ureteroscope and nitinol baskets.

Compatible with Dakota™ Nitinol Stone Retrieval Device, Escape™ Nitinol Stone Retrieval Basket, ZeroTip™ Stone Retrieval Basket

Discover the true cost of reusable scopes.

Every hospital is unique. So be sure to take advantage of our interactive Ureteroscopy calculator to evaluate the costs associated with reusable scope repairs. Please contact your Boston Scientific representative for more information.





GUIDEWIRES

Boston Scientific offers a wide range of guidewires to support your urologic access needs, so you can navigate the most challenging anatomies and difficult stone cases with confidence.

SENSOR™ PTFE-Nitinol Guidewire with Hydrophilic Tip

The best of both. Our hybrid guidewire combines the efficient access of a nitinol hydrophilic wire with the handling and security of a PTFE wire.

- Designed to reduce time spent manipulating and exchanging multiple wires
- Flat wire stainless steel construction provides a stiff guidewire for enhanced instrumentation and device placement
- Dual-flex advantage features a 10 cm flexible proximal end designed to ease passage of a flexible ureteroscope



ZIPWIRE™ Nitinol Hydrophilic Guidewire

This kink-resistant nitinol wire with a lubricious hydrophilic coating is designed for reliable ureteral access and reduced trauma.

- Nitinol core and polyurethane jacket provide torqueability for enhanced control and positioning
- Several tip styles available to provide added tip flexibility for negotiation of narrowed ureters and access beyond severe obstructions
- Available in .025, .035 and .038 inch diameters and standard and stiff shafts




DILATION DEVICES AND ACCESS SHEATHS

Fast, easy access is critical to the success of every ureteral procedure, and Boston Scientific offers a flexible choice of dilation devices and access sheaths to help you create an effective working channel for the introduction of scopes and other essential devices.

NAVIGATOR™ HD Ureteral Access Sheath

Provides ureteral dilation and a working channel for ureteroscopes and devices during procedures.

- Flexible tip, high durometer dilator and sheath with additional sizes
- Hydrophilic coating on sheath and dilator is designed for durability in bilateral cases and allows for ease of insertion
- Dual durometer dilator – stiff body facilitates placement in tortuous anatomy with flexible tip designed to reduce trauma during insertion and dilation
- Kink-resistant sheath designed to provide stability and strength during placement
- Radiopaque marker band on sheath tip helps enhance visibility under fluoroscopy



UROMAX ULTRA™ High Pressure Balloon Catheter

Balloon dilatation catheter designed for radial dilatation of the urinary tract.

- Controlled inflation pressure up to 20ATM¹
- The HYDROPLUS™ Coated balloon is designed to reduce friction during advancement and withdrawal
- Quadra-fold technology is designed to allow balloon material to wrap tightly around the catheter to achieve lowest possible profile during catheter placement and withdrawal





LITHOTRIPSY PRODUCTS

A comprehensive solution. Boston Scientific delivers an evolving portfolio of high-performance lasers, fibers, lithotripsy devices and accessories.

FLEXIVA™ TRACTIP High Power Single-Use Laser Fiber

FLEXIVA TRACTIP is a high-power, single-use laser fiber designed with a ball-shaped output tip to reduce procedure steps associated with initial advancement of a deflected laser fiber to the treatment site.

- Polished and reinforced ball-shaped output tip has the ability to atraumatically track through a fully deflected scope¹
- Optimized core size of 242 microns allows for scope deflection to reach all areas of the renal pelvis
- Custom-guided connector directs energy toward the core, while safely diffusing any errant laser energy
- Designed with a durable FLEXSHIELD™ coating that withstands a 1cm bend diameter at 50W¹

LIGHTTRAIL™ TRACTIP Single-Use Holmium

The LIGHTTRAIL™ TRACTIP™ laser fiber is the first ball-tip fiber designed from the ground up for Boston Scientific Auriga Holmium Lasers.

- Polished, reinforced, ball-shaped tip tracks smoothly through a 270° deflected scope in fewer steps – without damaging its working channel liner or optics.¹





RETRIEVAL DEVICES


Capture the stone. Free the patient.


When it comes to kidney stone removal, no two cases are alike. No two patients present the same anatomical challenges. And no two stones are identical in size, shape or consistency. That's why Boston Scientific offers you a broad and diverse portfolio of stone retrieval baskets and graspers designed to make short work of straightforward ureteroscopy procedures – and complete your most complex stone removal cases with confidence.

DAKOTA™ Nitinol Stone Retrieval Device with OPENSURE™ Handle

When removing complex stones of varying size and composition in challenging locations, every detail matters. This powerful three-arm hybrid basket gives you:

- Precise control to capture fragments as small as 1 mm¹
- Release large stones up to 10 mm with a single press of the OPENSURE Handle¹
- Durability to make multiple passes – and remove multiple stones and fragments – all in a single procedure
- Flexibility to open and close at full deflection to reach the lower pole of the kidney
- Compatible with LithoVue Empower™ Retrieval Deployment Device






ZERO TIP™ Stone Retrieval Basket

The workhorse basket that gets the job done.


- Tipless basket configuration allows for close stone proximity for successful retrieval of calyceal calculi
- Knotted basket tip helps prevent wire movement for reliable stone capture
- 1.9F sheath size for enhanced irrigation flow and scope deflection
- Multiple sizes, including 1.9F, 2.4F and 3.0F baskets
- Compatible with LithoVue Empower™ Retrieval Deployment Device



ESCAPE™ Stone Retrieval Basket

The 2-in-1 basket that holds its own during lithotripsy.

- Designed to allow a side-by-side approach, facilitating control and independent manipulation of both the basket and holmium laser fiber
- 4-wire cage design extends 2 long legs for releasability
- 1.9F sheath size designed for enhanced irrigation flow and scope deflection
- Compatible with LithoVue Empower™ Retrieval Deployment Device



OPTIFLEX™

Nitinol Stone Retrieval Basket

Small, flexible stone retrieval basket designed for flexible ureteroscopy procedures.


- Versatile 4-wire nitinol basket designed for capturing and repositioning stones in the kidney
- Small 1.3F sheath size designed for superior irrigation flow and scope deflection
- Control wheel designed for 360° cage rotation



URETERAL STENTS

The advantages keep adding up.


Boston Scientific unites innovative stents, insightful evidence and intelligent solutions to help improve patient care while reducing costs. Our broad portfolio of firm, soft and dual-durometer stents is designed to accommodate your patient's anatomy, clinical presentation and personal tolerance. And all are made of biocompatible material for 365-day use.¹ We go beyond stents to help you solve challenges related to ureteral stent procedures – including patient education materials to help reduce emergency department visits and digital solutions to help track stent placements.



PERCUFLEX™ Plus Ureteral Stent

A firm ureteral stent for maximum control.

- Tapered tip and HYDROPLUS™ Coating to facilitate insertion
- Graduated circumferential markings every 5cm along the body of the stent to confirm placement



CONTOUR™ and CONTOUR VL™ Ureteral Stents

Soft ureteral stents designed for patient tolerance.


- Tapered tip and HYDROPLUS Coating to facilitate insertion
- Graduated circumferential markings every 5cm along the body of the stent to aid placement

Now also with SUREDRIVE™ steerable option for PERCUFLEX PLUS, CONTOUR and CONTOUR VL

Advantages of the SUREDRIVE Steerable Stent

- Designed to easily advance the stent up the ureter
- Ability to retract the stent if placed too far up the ureter
- Ability to rotate the stent for accurate formation of renal coil
- Ability to position the bladder coil correctly
- Designed to facilitate fast placement of the stent
- Quick release of the stent





POLARIS™ Loop Ureteral Stent

A dual-durometer stent for exceptional drainage.

- Exceptional drainage while potentially reducing bladder irritation
- Soft PERCUFLEX™ material creates two unique bladder loops
- Proprietary co-extrusion process creates seamless transition from firm to soft



POLARIS™ Ultra Ureteral Stent

A dual-durometer stent for minimal bladder irritation.

- Firm proximal end with tapered tip for advancement
- Proprietary co-extrusion process creates seamless transition from firm to soft
- Tapered tip with HydroPlus Coating to facilitate insertion

To learn more about our entire stent portfolio, visit bostonscientific.eu

SOLUTIONS THAT GO BEYOND PRODUCTS.



Education Programs

Boston Scientific offers a variety of educational programs to help you learn about the latest advances in ureteroscopy designed to make a difference in the lives of your patients. Our educational programs are primarily focused on the procedures and products supporting surgical treatment of urinary stone disease.



Please contact your Boston Scientific sales representative for more information.



Stone Smart

Join the virtual urologists peer community dedicated to advancing endourology. Exchange with your peers and contribute to shaping tomorrow's endourology.



Watch the video:

UrologyTimes.com/StoneSmart



Join the conversation:

@bsc_urology #StoneSmart



Innovation Journey

Learn more about how Boston Scientific develops solutions listening to YOU. From customer insights to value-driven innovation.



Watch the video:

www.youtube.com/watch?v=XNd6S6Aru3E

1. Bench tests on file with Boston Scientific. Bench test results may not necessarily be indicative of clinical performance.
2. Ather MH, Talati J, Biyabani R. Physician responsibility for removal of implants: the case for a computerized program for tracking overdue double-J stents. Tech Urol. 2000 Sep;6(3):189-92.
3. Bagley D, Das A. Endourologic Use of the Holmium Laser. In: Chapter 7, Teton New Media ISBN:1-83441-43-1, 2001.

All cited trademarks are the property of their respective owners. CAUTION: The law restricts these devices to sale by or on the order of a physician. Indications, contraindications, warnings and instructions for use can be found in the product labelling supplied with each device. Information for the use only in countries with applicable health authority product registrations. Information not intended for use and distribution in France.

URO-554607-AB Printed in Germany by medicalvision.

**Boston
Scientific**
Advancing science for life™

www.bostonscientific.eu

© 2018 Boston Scientific Corporation
or its affiliates. All rights reserved.
DINURO2267EB