

Versatile by design



**Lumenis Pulse™ 120H Holmium
Laser System with MOSES™ 2.0
Technology**

Delivering proven performance, the Lumenis Pulse™ 120H Holmium Laser System with MOSES™ 2.0 Technology is your single urology platform for the treatment of a range of urological conditions, with remarkable efficiency and versatility in treating stone disease and benign prostatic hyperplasia (BPH).

- ✓ **Optimized energy delivery**
- ✓ **Versatility for stone and BPH procedures**
- ✓ **Backed by extensive clinical evidence**

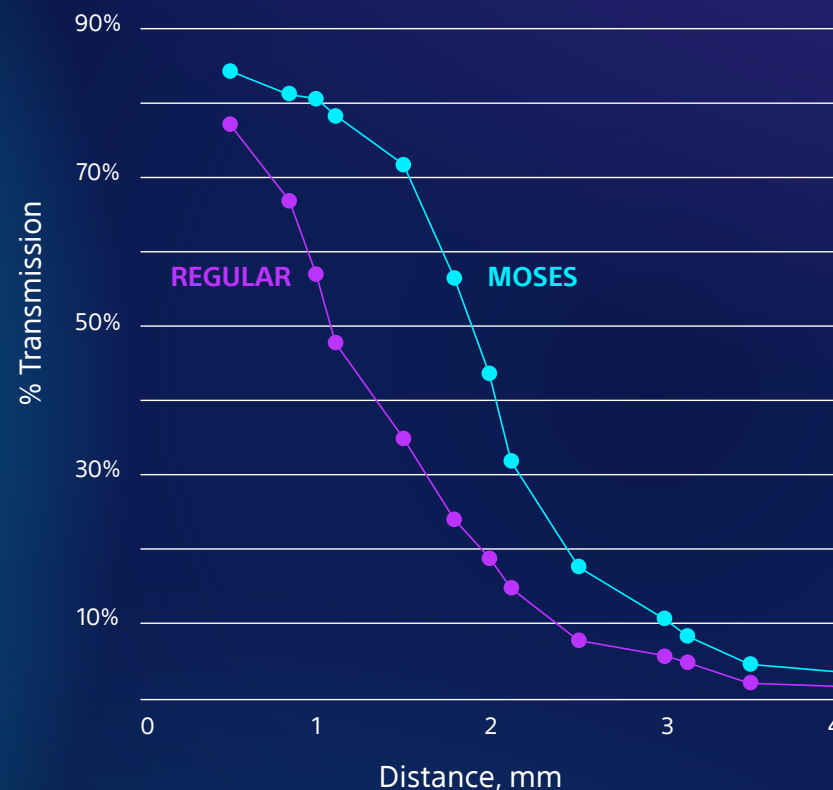




Improving the gold standard for laser lithotripsy

Proven to be effective and efficient, MOSES 2.0 Technology optimizes stone ablation.^{1,2} Its groundbreaking, patent-protected pulse modulation technology remarkably improves energy transmission, resulting in more efficient lithotripsy treatments compared to the standard holmium pulse.²

Efficient energy transmission for each working distance^{*3}



^{*} Bench test results may not necessarily be indicative of clinical performance.

Optimized lithotripsy treatment

MOSES™ pulse modulation technology delivers optimized laser energy.



Up to

92% greater

stone ablation with stone dusting at 120Hz in small-core MOSES fibers^{*,**,***,4}



50% reduction

in retropulsion compared to standard holmium²



Improved ablation

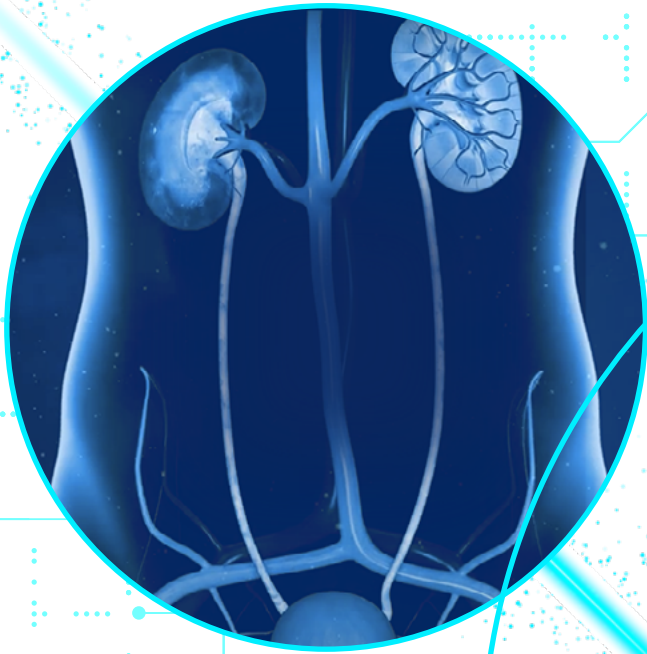
at distance for various stone locations and compositions²

* Compared with standard holmium pulse.

** Bench test results may not necessarily be indicative of clinical performance.

*** MOSES optimization for high freq @ 120Hz:
% increase = $100 \times (1.176 - 0.611) / (0.611) = 92\%$

Efficient stone treatment



- Nearly **20% reduction** in lithotripsy procedure time²
- **33% improvement** in treatment efficiency during mPCNL^{*5}
- **33% improvement** in stone fragmentation time^{*2}

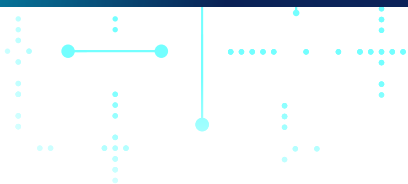
* Boston Scientific calculations for improvement in treatment efficiency respectively: 2.4 vs. 1.8 min3/s, $p = 0.03$.

Proven BPH treatment

Select an optimized soft-tissue treatment pulse modulation to improve enucleation efficiency in BPH. MOSES 2.0 Technology gives you the flexibility to treat patients with a broad range of prostate sizes⁶ and is proven to reduce procedure time.

Holmium laser enucleation of the prostate (HoLEP) with MOSES Technology has been **demonstrated to result in faster enucleation time** (68 vs. 80 min, $p = 0.03$) compared with standard holmium.⁷

Surgeons new to enucleation demonstrated **44% higher** procedural efficiency using MOSES 2.0 Technology compared with standard HoLEP.⁸



Demonstrated reduction in procedure time

Improving your HoLEP treatment time provides the opportunity to treat more patients, expand your reach, or reclaim your time.



Moses Technology has been demonstrated to **reduce operative time by 25 min** compared with traditional HoLEP (101 vs. 126 min, $p = 0.03$)⁷



Potential to get patients home sooner



> 90%

same-day discharge rate has been demonstrated in patients who received BPH treatment with MOSES Technology⁹



90%

success rate has been demonstrated for same-day catheter removal^{*10}

* In select patients.

Treat patients on anticoagulants

With unique pulse modulation that allows for improved hemostasis, MOSES 2.0 Technology lets you treat patients with comorbidities that require anticoagulants.^{9,11}





A powerful treatment option for vaporization¹²



Higher vaporization rate and efficiency

Holmium laser vaporization of the prostate (HoLVP)* with MOSES Technology demonstrates 95%** higher ablation efficiency compared with standard HoLVP, potentially translating into time savings in the operating room.¹²



Long-lasting results***

HoLVP demonstrates durable results of 83% Qmax improvement and 47% decrease in AUA score.¹³



Maintain hemostasis

Holmium laser is designed to provide precise and quick vaporization of tissue with the ability to maintain hemostasis without thermal injury to tissue.^{14,15}

* HoLAP (ablation) was recognized and used interchangeably with HoLVP (vaporization) in the AUA guidelines through 2011 and the EAU guidelines through 2014.^{16,17}

** BSC Calculations: 0.91 ± 0.54 g/min vs. 1.77 ± 1.41 g/min, $P = 0.01$

*** Study of 7 years, compared to baseline, $N = 34$

Technical specifications

Lumenis Pulse™ 120H Holmium Laser with MOSES™ 2.0 Technology

MOSES 2.0 Technology	Lithotripsy & BPH	Smart Identification System (SIS)	Yes
Maximum Optical Power	120W	Aiming Beam	Green
Wavelength	Holmium (2.1µm)	Fiber Support Arm	Optional
Repetition Rate	5–120Hz	Weight	260 kg
Pulse Energy	0.2–6 J	Dimensions [W / L / H]	47 x 116 x 105 cm
Integrated Suction	Yes	Voice Confirmation Indicating System's Operational Status	Yes
Case Saver Mode	Yes	Electrical	200–240 VAC, < 46 Amp, 50–60Hz
Dual-Pedal Footswitch	Yes	Warranty	One year parts and labor
Pulse Width	Adjustable (Short, Medium, Long)		
Fibers	Reusable and single-use fibers		

Risk Information

The use of MOSES Technology in urology, enabled in the Lumenis Pulse 120H Holmium Laser System, is contraindicated for patients who are unable to receive endoscopic treatments or are intolerant of prolonged anesthesia, as well as for resection or excision of large vascularized organs. Holmium lasers are intended solely for use by physicians trained in the use of the Ho:YAG (2.1µm) wavelength. Incorrect treatment settings can cause serious tissue damage. The laser should be used only on tissues that are fully observable. See the system user manual for a complete list of contraindications and risks.

[Lumenis Pulse 120H Prescriptive Information](#)

Get the versatility and efficiency you seek for your stone and BPH procedures.

Visit bostonscientific.com/moses

References

1. Elhilali MM, Badaan S, Ibrahim A, Andonian S. Use of the MOSES technology to improve holmium laser lithotripsy outcomes: A preclinical study. *J Endourol.* 2017;31:598–604.
2. Ibrahim A, Elhilali MM, Fahmy N, Carrier S, Andonian S. Double-blinded prospective randomized clinical trial comparing regular and MOSES modes of holmium laser lithotripsy. *J Endourol.* 2020;34:624–628.
3. Ibrahim A, Badaan S, Elhilali MM, Andonian S. MOSES technology in a stone simulator. *Can Urol Assoc J.* 2018;12:127–130.
4. Data on file.
5. Dunne M, Drescher M, Abbott J, Davalos J. Lumenis Pulse MOSES Technology improves efficiency of laser lithotripsy for patients undergoing mini-PCNL. *J Urol.* 2021;206:e318.
6. Lerner LB, McVary KT, Barry MJ, et al. Management of lower urinary tract symptoms attributed to benign prostatic hyperplasia: AUA Guideline Part 1 – initial work-up and medical management. *J Urol.* 2021;206:806–817.
7. Kavoussi NL, Nimmagadda N, Robles J, Forbes C, Wang A, Stone B, Miller NL. MOSES technology for holmium laser enucleation of the prostate: A prospective double-blind randomized controlled trial. *J Urol.* 2021;206:104–108.
8. Nottingham CU, Large T, Agarwal DK, Rivera ME, Krambeck AE. Comparison of newly optimized MOSES technology vs. standard holmium:YAG for endoscopic laser enucleation of the prostate. *J Endourol.* 2021;35:1393–1399.
9. Large T, Nottingham C, Stoughton C, Williams Jr J, Krambeck A. Comparative study of holmium laser enucleation of the prostate with MOSES enabled pulsed laser modulation. *Urology.* 2020;136:196–201.
10. Agarwal DK, Rivera ME, Nottingham CU, Large T, Krambeck AE. Catheter removal on the same day of holmium laser enucleation of the prostate: Outcomes of a pilot study. *Urology.* 2020;146:225–229.
11. Agarwal DK, Large T, Stoughton CL, Heiman JM, Nottingham CU, Rivera ME, Krambeck AE. Real-world experience of holmium laser enucleation of the prostate with patients on anticoagulation therapy. *J Endourol.* 2021 Jul;35:1036–1041.
12. Whiles BB, Martin AJ, Brevik A, Carrera RV, Thompson JA, Molina WR, Thurmon KL. Utilization of MOSES modulated pulse mode results in improved efficiency in holmium:YAG laser ablation of the prostate. *Urology.* 2021;149:187–192.
13. Tan AHH, Gilling PJ, Kennett KM, Fletcher H, Fraundorfer MR. Long-term results of high-power holmium laser vaporization (ablation) of the prostate. *BJU Int.* 2003;92:707–709.
14. Moore HG, Thomas D, Chughtai B. 10 – Holmium laser ablation of the prostate. *A Comprehensive Guide to the Prostate.* 2018;67–71.
15. Elmansy HM, Elzayat E, Elhilali MM. Holmium laser ablation versus photoselective vaporization of prostate less than 60 cc: Long-term results of a randomized trial. *J Urol.* 2010;184:2023–2028.
16. McVary KT, Roehrborn CG, Avins AL, et al. Update on AUA guideline on the management of benign prostatic hyperplasia. *J Urol.* 2011;185:1793–1803.
17. Herrmann TRW, Liatsikos EN, Nagele U, Traxer O, Merseburger AS. EAU guidelines on laser technologies. *Eur Urol.* 2012;61:783–795.

Caution: U.S. Federal law restricts this device to sale by or on the order of a physician.

Boston Scientific acquired the global surgical business of Lumenis Ltd. Some registered names of products manufactured and sold by Boston Scientific may contain the term “Lumenis.” Lumenis is a registered trademark of Lumenis Be.

CAUTION: The law restricts these devices to sale by or on the order of a physician. Indications, contraindications, warnings, and instructions for use can be found in the product labelling supplied with each device or at www.IFU-BSCI.com. Products shown for INFORMATION purposes only and may not be approved or for sale in certain countries. This material not intended for use in France.

All images are the property of Boston Scientific. All trademarks are the property of their respective owners.

**Boston
Scientific**

Advancing science for life™

Boston Scientific Corporation
300 Boston Scientific Way
Marlborough, MA 01752
www.bostonscientific.com

© 2025 Boston Scientific
Corporation or its affiliates.
All rights reserved.

URO-1268905-AC FEB 2025