

TREATMENT OPTIONS FOR MALE STRESS URINARY INCONTINENCE (SUI)

Nearly 1 in 10 American men have urinary incontinence with rates rising in men over 60 years old.¹ Incontinence, also known as bladder leakage, can stop you from living the active life you once lived and make you feel alone and isolated. For many men, leaking urine leads to feelings of embarrassment and depression.

With a thorough evaluation of your bladder leakage symptoms, your doctor may recommend changes to your daily routine, such as avoiding caffeine and alcohol. You may modify your fluid intake and follow a voiding schedule to try to train your bladder. Your doctor may also recommend pelvic floor exercises to tighten the sphincter muscles.

If bladder leakage persists, some men cope by using absorbent pads and protective undergarments. Others use special devices to try to prevent urine leakage. If bladder leakage becomes a burden and affects your happiness, you can talk to a urologist specializing in male stress incontinence about options to restore bladder control.

TAKE THE NEXT STEP

Don't let stress urinary incontinence (SUI) stop you from living your best life. Learn more about the treatments available at www.FixIncontinence.com.

Talk with a urologist who specializes in SUI and offers the full range of treatment options. Use the "Find a Specialist" feature at www.FixIncontinence.com or contact a patient education coordinator at **1-844-433-2873**.

Talk with a patient who has found a successful treatment for his SUI. Email MHPatientEducation@bsci.com or call **1-844-433-2873**.

Because each type of treatment option offers unique features, potential risks and benefits, talk to your doctor about which option is best for you.

References

1. Markland AD, Goode PS, Redden DT, et al. Prevalence of urinary incontinence in men: results from the national health and nutrition examination survey. *J Urol*. 2010 Sep;184(3):1022-7.
2. Sturm RM, Guralnick ML, Stone AR, et al. Comparison of clinical outcomes between "ideal" and "nonideal" transobturator male sling patients for treatment of postprostatectomy incontinence. *Urology*. 2014 May;83(5):1186-8.
3. Suskind AM, Bernstein B, Murphy-Setzko M. Patient-perceived outcomes of the AdVance sling up to 40 months post procedure. *Neurourol Urodyn*. 2011 Sep;30(7):1267-70.
4. Data on file with Boston Scientific.
5. AdVance™ Male Sling System Instructions for Use. American Medical Systems, Inc. 2016.
6. Rehder P, Haab F, Cornu JN, et al. Treatment of post-prostatectomy male urinary incontinence with the transobturator retroluminal repositioning sling suspension: 3-year follow up. *Eur Urol*. 2012 Jul;62(1):140-5.
7. DeRidder D, Webster G. Clinical overview of the AdVance Male Sling in post-prostatectomy incontinence. *Eur Urol Supplements*. 2011 Jul;10(4):401-6.
8. Montague DK. Artificial urinary sphincter: long-term results and patient satisfaction. *Adv Urol*. 2012;2012:835290.
9. AMS 800™ Urinary Control System Instructions for Use. American Medical Systems, Inc. 2017.
10. AMS 800™ Urinary Control System Operating Room Manual. American Medical Systems, Inc. 2016.
11. Macaulay M, Broadbridge J, Gage H, et al. A trial of devices for urinary incontinence after treatment for prostate cancer. *BJU Int*. 2015 Sep;116(3):43242.
12. Bladder Control Products for Urinary Incontinence. WebMD. www.webmd.com/urinary-incontinence-oab/bladder-control-protection#1. Accessed July 13, 2017.
13. Golji H. Complications of external condom drainage. *Paraplegia*. 1981;19(3):189-97.
14. Ouslander JG, Greengold B, Chen S. External catheter use and urinary tract infections among incontinent male nursing home patients. *J Am Geriatr Soc*. 1987 Dec;35(12):1063-70.
15. External Urine Collection Device. Wikipedia. www.en.wikipedia.org/wiki/External_urine_collection_device. Accessed July 13, 2017.
16. About Incontinence—Contributing Factors—Prostate Problems in Men. The Simon Foundation for Continence. <http://simonfoundation.org/penile-clamp-urinary-incontinence/>. Accessed September 13, 2016.
17. Penile Clamps Q & A. Seek Wellness. www.seekwellness.com/male_incontinence/penile-clampsqa.htm. Accessed July 13, 2017.

Brought to you by Boston Scientific Corporation

All trademarks are the property of their respective owners. Manufactured by AMS, a fully owned subsidiary of Boston Scientific. ©2017 Boston Scientific Corporation or its affiliates. All rights reserved. MH-475008-AA OCT 2017

Your treatment options for Stress Urinary Incontinence (SUI)






FIX
INCONTINENCE

A PATIENT OVERVIEW



OVERVIEW OF TREATMENT OPTIONS FOR MALE STRESS URINARY INCONTINENCE (SUI)

(Individual results may vary. Consult with your doctor to decide the option most suited for you.)

		SOLUTION SATISFACTION AND ATTRIBUTES	SOME POSSIBLE SIDE EFFECTS	CHARACTERISTICS	TYPICAL DURATION OF USE
	<p>MALE SLING</p> <p>A sling made of soft mesh implanted inside the body to reposition the urethra and provide support to surrounding muscles. This can help to keep the urethra closed, especially when coughing, sneezing and lifting.</p>	<ul style="list-style-type: none"> • 92% ideal patient satisfaction² • 94% would recommend the sling procedure to a friend³ • More than 10 years of clinical use⁴ • Undetectable by patient • Assists natural continence function • Surgical solution 	<ul style="list-style-type: none"> • Device failure⁵ • Urinary retention⁵ • Postoperative pain⁵ • Irritation at the wound site⁵ • Foreign body response⁵ 	<ul style="list-style-type: none"> • Long-term treatment option • Minimally invasive surgery • Sling acts as a “hammock,”⁶ repositioning and supporting the urethra to help restore normal bladder control⁷ • Made of synthetic mesh • Placed entirely inside the body, making it undetectable to others • No mechanical components that require operation 	<ul style="list-style-type: none"> • Permanent implant • Maintained success rate of 77% at 3 years⁶ • All alternate options still available if the sling loses effectiveness
	<p>ARTIFICIAL URINARY SPHINCTER</p> <p>The artificial urinary sphincter (AUS) is placed inside the body. A saline-filled cuff keeps the urethra closed and a pump in the scrotum allows urination on demand. The AUS is designed for all levels of SUI following prostate procedures and is considered the gold standard treatment.⁸</p>	<ul style="list-style-type: none"> • 90% patient satisfaction⁸ • 96% would recommend the AMS 800™ Urinary Control System procedure to a friend⁸ • More than 45 years of clinical use and 180,000 implanted worldwide⁴ • Undetectable by others • Natural-acting elimination • No odor • Surgical solution • Functions all day and night 	<ul style="list-style-type: none"> • Device malfunction or failure, which may require revision surgery⁹ • Erosion of the urethra in the cuff area⁹ • Urinary retention⁹ • Postoperative pain⁹ 	<ul style="list-style-type: none"> • Long-term treatment option • Three-part urinary control system contained completely in the body¹⁰ • The control pump is implanted in the scrotum • The inflatable cuff is placed around the urethra • The saline-filled pressure regulating balloon (PRB) is usually implanted in a natural, open space next to the bladder • Designed to treat male SUI following prostate procedures⁹ • Mimics a healthy sphincter, allowing patients to urinate when desired⁹ • Requires good cognitive ability and manual dexterity⁹ • The gold standard treatment for male SUI⁸ 	<ul style="list-style-type: none"> • Ongoing, with device replacement only as needed • At 7 years, 77% remained satisfied⁸
	<p>ABSORBENT PRODUCTS</p> <p>Incontinence pads are commonly used to help absorb urine leakage, protect the skin and block odor. Other absorbent products include diapers and undergarments. These products can offer odor control; some are disposed after a single use; others may be cleaned and reused.</p>	<ul style="list-style-type: none"> • Appropriate for everyday activities¹¹ • Comfortable when dry¹¹ • Good for overnight¹¹ • Easy to use¹¹ 	<ul style="list-style-type: none"> • Requires changing, up to several times per day¹¹ • Can leak¹¹ • Uncomfortable when wet¹¹ • Expensive over time¹¹ 	<ul style="list-style-type: none"> • Pads, liners or undergarments typically have a waterproof backing¹² • Some products contain a breathable plastic film that helps reduce skin irritation¹² 	<ul style="list-style-type: none"> • Requires frequent changing on an hourly/daily basis
	<p>EXTERNAL COLLECTION DEVICES</p> <p>Condom catheters or a penis pouch are placed on the penis so urine can flow into a drainage bag. Urine collection bags are strapped to the body underneath clothing during the day and may rest bedside at night.</p>	<ul style="list-style-type: none"> • Discrete option for long periods of time¹¹ • Keeps skin dry¹¹ • Avoids odor issues¹¹ • Convenient for storage and travel¹¹ 	<ul style="list-style-type: none"> • Device can move or loosen resulting in leaks • Irritative or allergic reactions can occur based on material¹³ • Long-term use may result in urinary tract infections¹⁴ 	<ul style="list-style-type: none"> • Typically made of silicone or latex¹⁵ • Uses adhesive to stay in place¹⁵ 	<ul style="list-style-type: none"> • Designed to be worn 24/7 and changed daily¹⁵
	<p>PENILE CLAMP</p> <p>A penile clamp uses a hinged, rigid frame that supports two pads and a locking mechanism. It controls leakage by applying constant pressure upon the penis.</p>	<ul style="list-style-type: none"> • Can stop leaking • Simple to remove • Can be washed and reused 	<ul style="list-style-type: none"> • Can only be worn for short periods of time^{11,16} • Often described as uncomfortable and painful^{11,16} • Swelling^{11,16} • Strictures of the urethra^{11,16} • Development of skin breakdown^{11,16} 	<ul style="list-style-type: none"> • Most have a padded, flexible soft interior of foam that conforms to fit the penis¹⁷ • Exterior of the clamp may be metal or plastic¹⁷ 	<ul style="list-style-type: none"> • MUST be removed every 1-2 hours to allow for urination¹⁶ • Should not be worn 24 hours, 7 days a week¹⁶