

Understanding your treatment options for male stress urinary incontinence and erectile dysfunction



Male Stress Urinary Incontinence
and Erectile Dysfunction

What causes male stress urinary incontinence (SUI)?

The most common cause of SUI in men is prostate cancer treatment.¹

Surgery, radiation or a combination of therapies can affect the external sphincter muscle and its functionality. Almost all men experience SUI immediately after prostate cancer surgery. This is normal and for most patients usually resolves within the first six months of healing.²

Other causes of male SUI:³

- ▶ Surgical treatment for enlarged prostate (BPH) – (TURP – Transurethral Resection of the Prostate)
- ▶ Conditions such as diabetes, multiple sclerosis, Parkinson's disease, spina bifida or stroke
- ▶ Pelvic trauma or surgery

Besides lifestyle modifications, there are other ways to treat SUI.

Coping options include:⁴

- ▶ Absorbent products like pads or diapers
- ▶ Penile clamps
- ▶ Internal and external penile catheters

Long-term treatment options include:⁵⁻¹²

- ▶ Slings
- ▶ Artificial urinary sphincters

Changes in anatomy from prostate cancer surgery:

Cancerous prostate



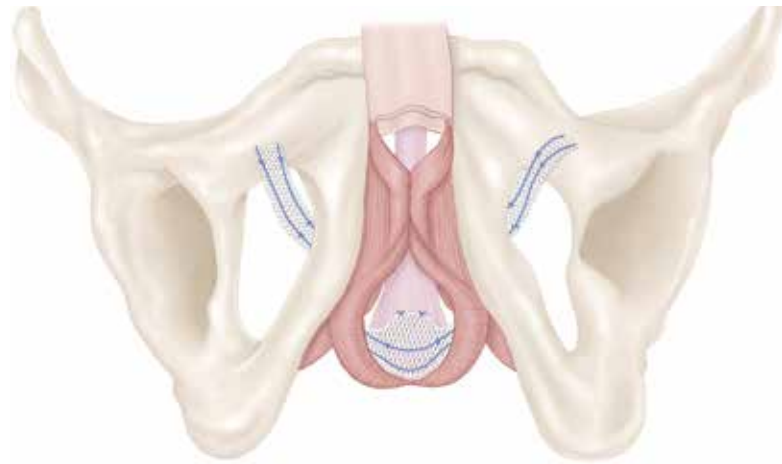
Removal of prostate



Connect bladder and urethra



AdVance™ Male Sling System



A minimally invasive solution

The sling acts as a “hammock,”⁶ repositioning and supporting the urethra to help restore normal bladder control.¹³

Quick facts

- ▶ Intended for male stress urinary incontinence
- ▶ Studies show high success and satisfaction with AdVance Sling in patients with moderate SUI—less than 4 pads per day (PPD)^{7,14}
- ▶ The sling, made of synthetic mesh, is placed entirely inside the body, making it undetectable to others
- ▶ Most patients are continent immediately following the procedure¹⁵
- ▶ At your urologist’s discretion, you can resume normal daily activities within 1 to 2 weeks after your procedure¹⁶

Satisfying results

- ▶ **92%** of patients who received an AdVance Sling would undergo the procedure again⁷
- ▶ **94%** of patients would recommend the AdVance Sling procedure to a friend⁹

Benefits of the AdVance Sling

- ▶ Minimally invasive procedure¹⁷
- ▶ AdVance Sling works on its own to restore your continence¹⁵
- ▶ AdVance Sling can help restore your normalcy and renew your confidence

Possible side effects include, but are not limited to:¹⁶

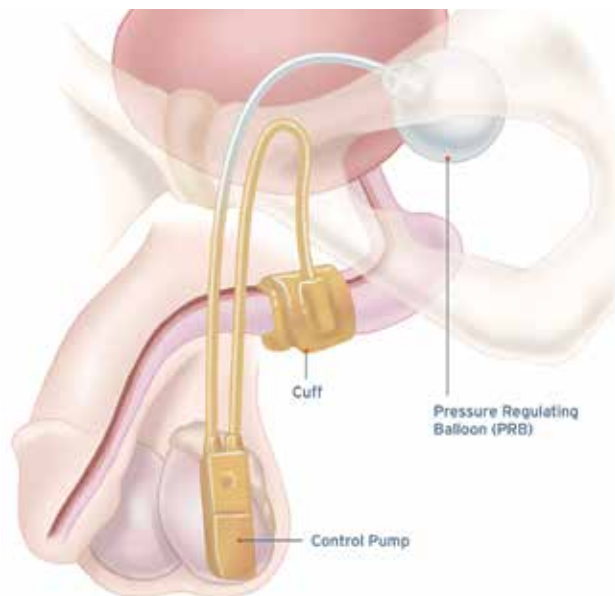
- ▶ Device failure
- ▶ Urinary retention
- ▶ Post-operative pain
- ▶ Irritation at the wound site
- ▶ Foreign body response

AMS 800™ Urinary Control System

- ▶ The gold standard treatment for male SUI¹⁸

How it works¹⁹

- ▶ The AMS 800 System is filled with saline and uses the fluid to open and close the cuff surrounding the urethra. When you need to urinate, you squeeze and release the pump in the scrotum several times to remove fluid from the cuff. When the cuff is empty, urine can flow out of the bladder. The cuff automatically refills in a few minutes squeezing the urethra closed to restore bladder control.



Quick facts

- ▶ Designed to treat male SUI following prostate surgery²⁰
- ▶ System can successfully treat all levels of male SUI
- ▶ Designed to discreetly restore the natural process of urinary control
- ▶ Mimics a healthy sphincter, allowing you to urinate when desired²⁰
- ▶ Is operated by you²⁰
- ▶ Requires good cognitive ability and manual dexterity²⁰

For more information, talk to your doctor and visit FixIncontinence.com

Satisfying results

- ▶ Patient satisfaction study from the Journal of Urology²¹
 - ▶ **90%** reported satisfaction
 - ▶ **92%** would have the AMS 800 System placed again
 - ▶ **96%** would recommend implantation of the AMS 800 System to a friend
- ▶ Published long-term studies show 82 – 90% of patients use 0 – 1 pads per day (PPD) following their procedure¹⁰⁻¹²

Benefits of the AMS 800 System

- ▶ Designed to treat male SUI due to a weakened sphincter muscle or the sphincter's inability to close and prevent urine leakage following prostate surgery²⁰
- ▶ Gives most men the ability to achieve continence²²
- ▶ The AMS 800 System can help restore your normalcy and renew your confidence

Possible side effects include, but are not limited to:²⁰

- ▶ Device malfunction or failure, which may require revision surgery
- ▶ Erosion of the urethra in the cuff area
- ▶ Urinary retention
- ▶ Post-operative pain



What is erectile dysfunction (ED)?

ED is defined as the persistent inability to achieve or maintain an erection that is firm enough to have sexual intercourse.²³

Some common causes are:

- ▶ Diabetes²⁴
- ▶ Cardiovascular disease (high blood pressure, heart disease)²⁴
- ▶ Prostate cancer treatment²⁴
- ▶ Surgery (prostate, bladder, colon, rectal)
- ▶ Medications (blood pressure, antidepressants)²⁴
- ▶ Lifestyle choices (smoking, excessive alcohol, obesity, lack of exercise)²⁴
- ▶ Spinal cord injuries²⁴
- ▶ Hormone problems²⁴

Treatment options include:²⁵

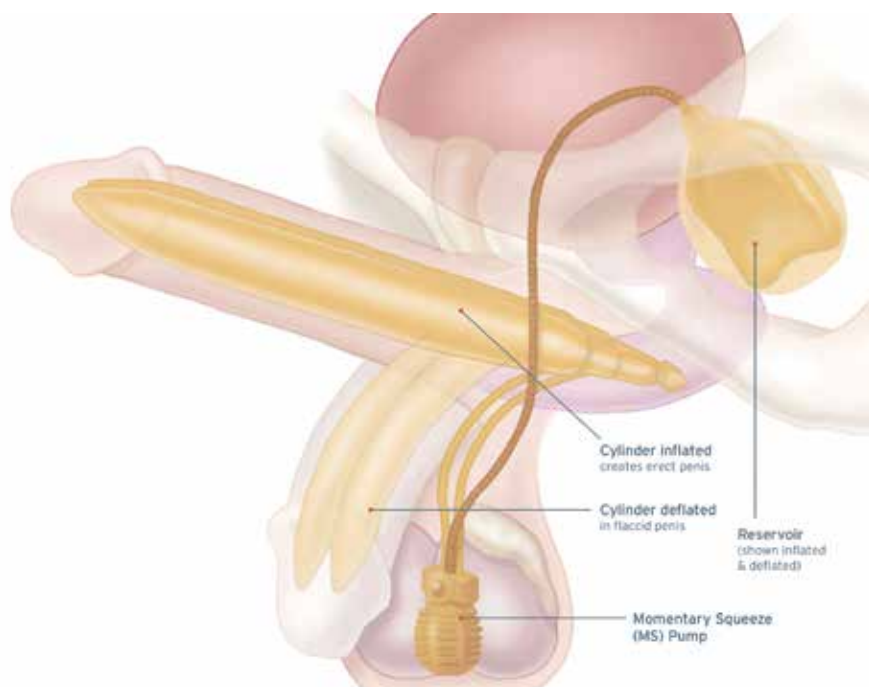
- ▶ Oral medications
- ▶ Vacuum erection devices
- ▶ Penile implants
- ▶ Injections
- ▶ Intraurethral suppositories

ERECTILE DYSFUNCTION

3-Piece Inflatable Penile Implant

AMS 700™ Penile Implant

- ▶ Pair of cylinders implanted in the penis
- ▶ Pump inside the scrotum
- ▶ Reservoir of saline in abdomen
- ▶ Activated by squeezing the pump so fluid moves from the reservoir, filling the cylinders to create an erection
- ▶ Deflate button on the pump moves saline from cylinders back to the reservoir



About the device

- ▶ Entirely contained in body²⁶
- ▶ Designed to be like a natural erection²⁷
- ▶ Device is inflated to provide rigidity and deflated for concealment²⁶
- ▶ Cylinders expand in girth (all AMS 700 Implant cylinders) and length (AMS 700 LGX Implant)
- ▶ Requires some manual dexterity²⁷
- ▶ The erection you have with this device may be different from your original, natural erection²⁶
- ▶ Loss of natural ability to have an erection²⁶

Satisfying results

- ▶ **98%** of patients reported their erections to be excellent or satisfactory following surgery²⁸
- ▶ **92%** of patients reported sexual activity with the implant to be excellent or satisfactory²⁸

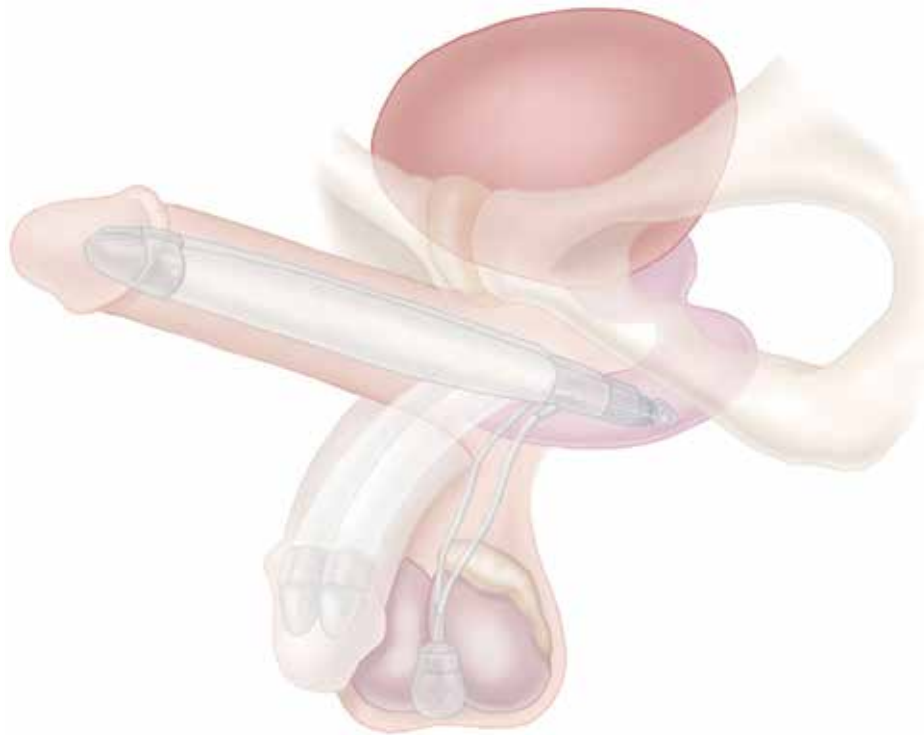
For more information, talk with your doctor and visit EDCure.org

ERECTILE DYSFUNCTION

2-Piece Inflatable Penile Implant

AMS Ambicor™ Penile Implant²⁹

- ▶ Fluid-filled pair of cylinders implanted into the penis
- ▶ Pump implanted in the scrotum
- ▶ Repeatedly squeeze and release the pump to inflate
- ▶ Bend the penis down to deflate



About the device

- ▶ Entirely contained in body²⁹
- ▶ Designed to be simple to use
- ▶ One-step deflation²⁹
- ▶ Offers firm, rigid erection without a separate reservoir
- ▶ Requires some manual dexterity²⁹
- ▶ Cylinders remain partially filled with fluid when deflated
- ▶ The erection you have with this device may be different from your original, natural erection²⁹
- ▶ Loss of natural ability to have an erection²⁹

Satisfying results

- ▶ **96%** would undergo the procedure again³⁰
- ▶ **93%** of patients would recommend the device to others³⁰
- ▶ **91%** of partners found the AMS Ambicor Implant to be highly satisfying³⁰

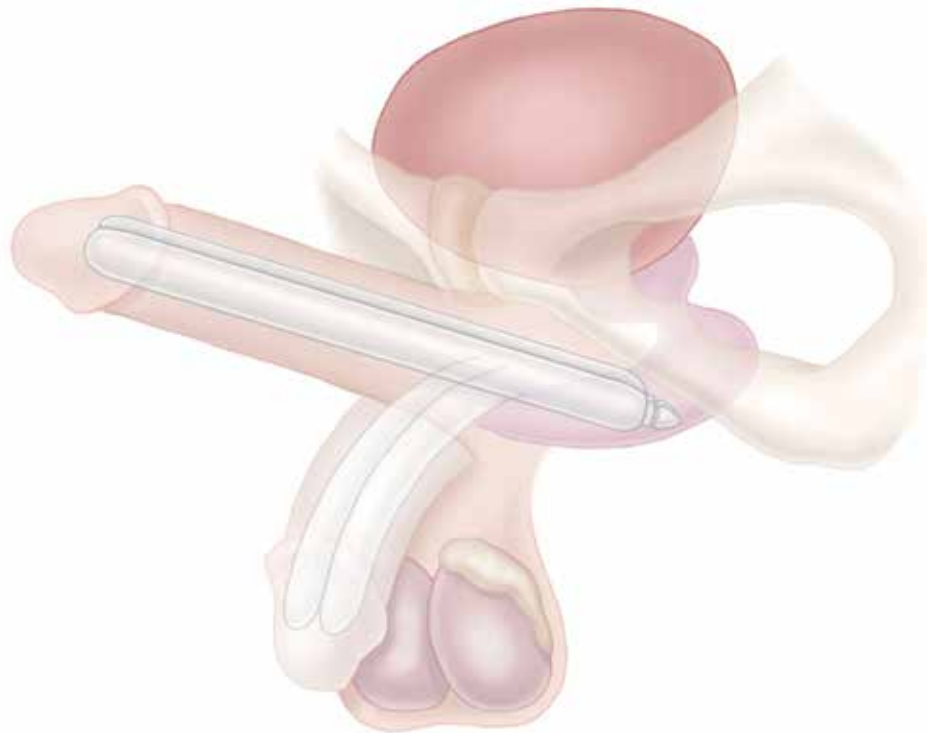
For more information, talk with your doctor and visit EDCure.org

ERECTILE DYSFUNCTION

Bendable Penile Implant

Spectra™ Concealable Implant³¹

- ▶ Pair of cylinders implanted into the penis
- ▶ Always rigid, but flexible enough to position up or down
- ▶ Position penis up for intercourse or bend down when an erection is not desired



About the device³¹

- ▶ Entirely contained in body
- ▶ Designed to be easy for you and your partner to use
- ▶ An option for men with limited dexterity
- ▶ Remains firm when not being used
- ▶ The erection you have with this device may be different from your original, natural erection
- ▶ Loss of natural ability to have an erection



Features of a penile implant:

- ▶ Designed to be a permanent solution for ED
- ▶ Spontaneous – you can have sex when the mood strikes
- ▶ Once activated, the erection can last as long as you desire
- ▶ Entirely contained inside the body – no one knows you have one unless you tell them
- ▶ Designed to feel natural during intercourse
- ▶ High patient and partner satisfaction reported^{28,32,33}
- ▶ Typically does not interfere with ejaculation or orgasm^{28,34}

Some risks of a penile implant include^{27,35}

- ▶ Will make natural or spontaneous erections as well as other interventional treatment options impossible
- ▶ There may be mechanical failure of the implant, which may require revision surgery
- ▶ Failure to evaluate and promptly treat erosion may result in a substantial worsening of the condition leading to infection and loss of tissue
- ▶ Pain (typically associated with the healing process)
- ▶ Men with diabetes, spinal cord injuries or open sores may have an increased risk of infection
- ▶ There is a 1-2.5% risk of infection with the Boston Scientific inflatable penile implant³⁶

Patient images

AMS 700™ Penile Implant

3-Piece Inflatable Penile Implant



Deflated



Inflated

Inflating the implant

Squeeze the pump bulb quickly and firmly, and then release it to activate. Continue to alternate squeezing and releasing the pump bulb until the cylinders fill with fluid and become erect. Full erection may take as few as 10, or as many as 25 squeezes of the pump bulb.

Deflating the implant

Locate the raised deflation button on the pump block. Squeeze the deflation button for about four seconds and then release. After cylinders have deflated, you may squeeze your penis to make it more flaccid.

Important patient safety information

Caution: U.S. Federal law restricts this device to sale by or on the order of a physician.

Your doctor is your best source for information on the risks and benefits of the AMS 800™ Urinary Control System. Talk to your doctor for a complete listing of risks, warnings and important safety information.

The AMS 800™ Urinary Control System is intended for use in the treatment of male stress urinary incontinence (intrinsic sphincter deficiency) following prostate surgery.

Men with diabetes, spinal cord injuries or skin infections may have an increased risk of infection. Some AMS 800 devices contain an antibiotic (InhibiZone™ Antibiotic Treatment). The device may not be suited for patients who are allergic to the antibiotics contained within the device (rifampin, minocycline or other tetracyclines) or have systemic lupus.

Potential risks may include: device malfunction/failure leading to additional surgery, wearing away/loss of tissue (device/tissue erosion), inability to urinate (urinary retention), infection, and pain/soreness. MH-545611-AA

Caution: U.S. Federal law restricts this device to sale by or on the order of a physician.

Your doctor is your best source for information on the risks and benefits of the AdVance™ Male Sling System. Talk to your doctor for a complete listing of risks, warnings and important safety information.

The AdVance™ Male Sling System is intended for the treatment of male stress urinary incontinence (SUI). Potential risks may include inability to urinate (urinary retention), return to incontinence and pain. MH-547816-AA

Caution: U.S. Federal law restricts this device to sale by or on the order of a physician.

Your doctor is your best source for information on the risks and benefits of the AMS 700™ with MS Pump™ Inflatable Penile Prosthesis. Talk to your doctor for a complete listing of risks, warnings and important safety information.

The AMS 700™ with MS Pump™ Inflatable Penile Prosthesis is intended for use in the treatment of male erectile dysfunction (impotence). Implanting a penile prosthesis will damage or destroy any remaining ability to have a natural erection, as well as make other treatment options impossible.

Men with diabetes, spinal cord injuries or skin infections may have an increased risk of infection. Implantation may result in penile shortening, curvature or scarring. Some AMS 700 devices contain an antibiotic (InhibiZone™ Antibiotic Treatment). The device may not be suited for patients who are allergic to the antibiotics contained within the device (rifampin, minocycline or other tetracyclines) or have systemic lupus.

Potential risks may include: device malfunction/failure leading to additional surgery, device migration potentially leading to exposure through the tissue, wearing away/loss of tissue (device/tissue erosion) infection, unintended-inflation of the device and pain/soreness. MH-545411-AA

Caution: U.S. Federal law restricts this device to sale by or on the order of a physician.

Your doctor is your best source for information on the risks and benefits of the AMS Ambicor™ Inflatable Penile Prosthesis. Talk to your doctor for a complete listing of risks, warnings and important safety information.

The AMS Ambicor™ Inflatable Penile Prosthesis is intended for use in the treatment of male erectile dysfunction (impotence). Implanting a penile prosthesis will damage or destroy any remaining ability to have a natural erection, as well as make other treatment options impossible.

Men with diabetes, spinal cord injuries or skin infections may have an increased risk of infection. Implantation may result in penile shortening, curvature or scarring.

Potential risks may include: device malfunction/failure leading to additional surgery, device migration potentially leading to exposure through the tissue, wearing away/loss of tissue (device/tissue erosion) infection, unintended-inflation of the device and pain/soreness. MH-545613-AA

Caution: U.S. Federal law restricts this device to sale by or on the order of a physician.

Your doctor is your best source for information on the risks and benefits of the Spectra™ Concealable Penile Prosthesis. Talk to your doctor for a complete listing of risks, warnings and important safety information.

The Spectra™ Concealable Penile Prosthesis is intended for use in the treatment of male erectile dysfunction (impotence). Implanting a penile prosthesis will damage or destroy any remaining natural ability to have a natural erection, as well as make other treatment options impossible.

Men with diabetes, spinal cord injuries or skin infections may have an increased risk of infection. Implantation may result in penile shortening, curvature or scarring.

Additional information is provided in the product Patient Manuals, available through your doctor. MH-547820-AA

All images are the property of Boston Scientific. All trademarks are the property of their respective owners.

Discover your treatment options

CONTENT IS PROVIDED BY BOSTON SCIENTIFIC. BOSTON SCIENTIFIC IS DEDICATED TO TRANSFORMING LIVES THROUGH INNOVATIVE MEDICAL SOLUTIONS THAT IMPROVE THE HEALTH OF PATIENTS AROUND THE WORLD.

Boston Scientific Corporation
300 Boston Scientific Way,
Marlborough, MA 01752-1234
www.bostonscientific.com
© 2018 Boston Scientific Corporation
or its affiliates. All rights reserved.
MH-426112-AA APR 2017

1. Siskind Incontinence; Mayo Clinic Website. <http://www.mayoclinic.org/diseases-conditions/stress-incontinence/basics/definition/con-20027722>. Accessed September 13, 2016.
2. Ficarra V, Novara G, Rosen RC, et al. Systematic review and metaanalysis of studies reporting urinary continence recovery after robot-assisted radical prostatectomy. *Eur Urol*. 2012 Sep;62(3):405-17.
3. Data on file with Boston Scientific and based on market research by Dymedex. Moore KC, Lucas MG. Management of male urinary incontinence. *Indian J Urol*. 2010;26(2):236-244.
4. Eiterman D, Chughtai B, Sandhu J. Treatment options for male stress urinary incontinence. *Eur Urol Rev*. 2012;7(2):127-31.
5. Rehder F, Haab F, Cornu JN, et al. Treatment of post-prostatectomy male suspension: 3-year follow up. *Eur Urol*. 2012 Jul;62(1):140-5.
6. Stumm RM, Guralnick ML, Stone AF, et al. Comparison of clinical outcomes between "ideal" and "nonideal" transobuturator male sling patients for treatment of postprostatectomy incontinence. *Urology*. 2014 May;83(5):1186-8.
7. Zuckerman JM, Edwards B, Henderson K, et al. Extended outcomes in the treatment of male stress urinary incontinence with a transobuturator sling. *Urology*. 2014 Apr;83(4):939-45.
8. Siskind AM, Bernstein B, Murphy-Setzko M. Patient-perceived outcomes of the Advance sling up to 40 months post procedures. *Neurourol Urodyn*. 2011 Sep;30(7):1267-70.
9. Mannunta A, Guillie F, Patard JJ, et al. Artificial sphincter insertion after radiotherapy: is it worthwhile? *BJU Int*. 2000 Mar;85(4):490-2.
10. O'Connor RC, Nantgiani DK, Patel BN, et al. Artificial urinary sphincter placement in elderly men. *Urology*. 2007 Jan;69(1):126-8.
11. Raj GV, Peterson AC, Toh KL, et al. Outcomes following revisions and secondary implantation of the artificial urinary sphincter. *J Urol*. 2005 Apr;173(4):1242-5.
12. DeRudder D, Webster G. Clinical overview of the Advance Male Sling in post-prostatectomy incontinence. *Eur Urol Supplements*. 2011 Jul;10(4):401-6.
13. Rehder F, Webster G. The Advance™ male sling: patient selection and workup. *Eur Urol Supplements*. 2011;10:390-4.
14. Weik B, Herschorn S. The male sling for post-prostatectomy urinary incontinence: a review of contemporary sling designs and outcomes. *BJU Int*. 2012 Feb;109(3):328-44.
15. Advance™ Male Sling System Instructions for Use. American Medical Systems, Inc. 2013.
16. Bauer M, Mayer M, Fay F, et al. Complications of the Advance Transobuturator Male Sling in the treatment of male stress urinary incontinence. *Urology*. 2010 Jun;75(6):1494-8.
17. Montague DK. Artificial urinary sphincter: long-term results and patient satisfaction. *Adv Urol*. 2012;2012:835290.
18. AMS 800™ Urinary Control System Operating Room Manual. American Medical Systems, Inc. 2016.
19. years of follow-up. *J Urol*. 2011 Feb;185(2):614-8.
20. AMS 800™ Urinary Control System Instructions for Use. American Medical Systems, Inc. 2016.
21. Litwiller SE, Kim KB, Fone PD, et al. Post-prostatectomy incontinence and the artificial urinary sphincter: a long-term study of patient satisfaction and criteria for success. *J Urol*. 1996 Dec;156(6):1975-80.
22. Van der Aa F, Drake MJ, Kasyan GF, et al. The artificial urinary sphincter after a quarter of a century: a critical, systematic review of its use in male non-neurogenic incontinence. *Eur Urol*. 2013 Apr;63(4):681-9.
23. Erectile dysfunction: National Institute of Diabetes and Digestive and Kidney Diseases. <http://www.nlm.nih.gov/medlineplus/erectiledysfunction.html>. Accessed May 2015.
24. Habashket Media Inc.; 2006. *Shabsigh R, Lue TF. A Clinician's Guide to ED Management*. New York: Haymarket Media Inc.; 2006. <https://www.aqaanet.org/education/erectile-dysfunction.cfm>. American Urological Association Web site. Accessed December 19, 2016.
25. AMS 700™ Patient Manual. Information and Instructions for Patients Considering an Inhabitable Penile Prosthesis. American Medical Systems, Inc. 2012.
26. AMS 700™ Penile Prosthesis Product Line Instructions for Use. American Medical Systems, Inc. 2016.
27. Montorsi F, Figatti P, Carmignani G, et al. AMS three-piece inflatable implants for erectile dysfunction: a long-term multi-institutional study in 200 consecutive patients. *Eur Urol*. 2000 Jan;37(1):50-5.
28. Mannunta A, Guillie F, Patard JJ, et al. Artificial sphincter insertion after radiotherapy: is it worthwhile? *BJU Int*. 2000 Mar;85(4):490-2.
29. O'Connor RC, Nantgiani DK, Patel BN, et al. Artificial urinary sphincter placement in elderly men. *Urology*. 2007 Jan;69(1):126-8.
30. Levine LA, Estrada CR, Morgentaler A. Mechanical reliability and safety of and 2 center study. *J Urol*. 2001 Sep;166(3):932-7.
31. Spectra™ Concealable Penile Prosthesis Patient Manual. Information and Instructions for Patients Considering a Spectra Concealable Penile Prosthesis. American Medical Systems, Inc. 2012.
32. Rajpurkar A, Dhabuwala CB. Comparison of satisfaction rates and erectile function in patients treated with sildenafil, intracavernous prostaglandin E1 and penile implant surgery for erectile dysfunction in urology practice. *J Urol*. 2003 Jul;170(1):159-63.
33. Otero JR, Cruz CR, Gomez BG, et al. Comparison of the patient and partner satisfaction with 700CX and Titan penile prostheses. *Asian J Androl*. 2017 May-Jun;19(3):321-5.
34. Penile Implants – Erectile Dysfunction. Sex Health Matters Website. <http://www.sexhealthmatters.org/erectile-dysfunction/penile-implants-erectile-dysfunction/P7>. Accessed December 3, 2014.
35. Scott FB, Bradley WE, Timm GW. Management of erectile impotence: use of implantable inflatable prostheses. *Urology*. 1973 Jul;21(1):80-2.
36. Carson CC 3rd, Mulcahy JJ, Harach MR. Long-term infection outcomes after original antibiotic impregnated inflatable penile prosthesis implants: up to 7.7