

AdVance™ XP

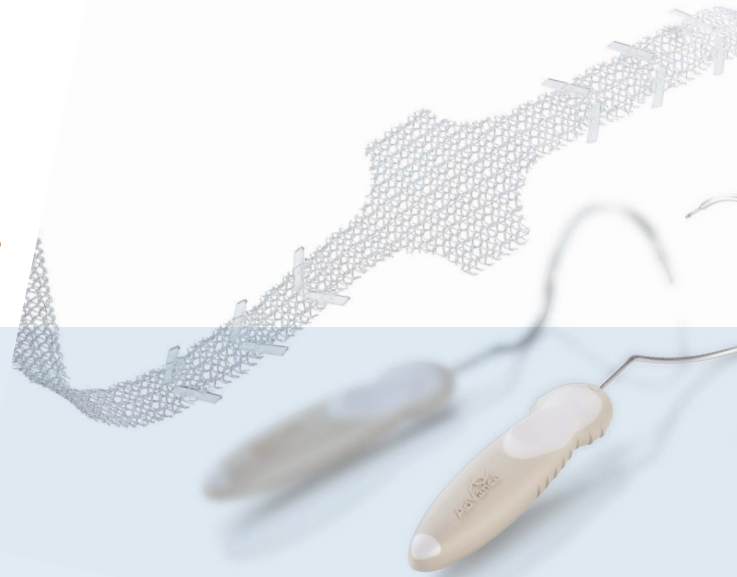
Male Sling System

The next-generation solution for male stress urinary incontinence.

Help your patients find happiness.

Worldwide male sling market leader.¹

AdVance XP is designed for enhanced ease of use with demonstrated successful clinical outcomes.¹⁻³



Urologist benefits

Established outcomes

- 10+ years of clinical use and 30,000+ patients treated¹
- Demonstrated cured and improved rates ranging from 63.1% to 83.0% at 5 years in patients with mild to moderate incontinence^{3,4}
- There was a statistically better outcome in patients with a higher BMI that received AdVance XP compared to AdVance at 3 months (P=0.002)⁵
- No erosions or explantations of the whole sling system or fragments of the sling were described throughout the 5-year follow-up period³
- Chronic urinary retention after AdVance Sling placement is uncommon and acute retention is generally self-limiting⁶
- ICIQ score improved from 14.9 at baseline to 5.0 at 5 years. IQoL improved from 67.3 at baseline to 96.8 at 5 years³

Patient benefits

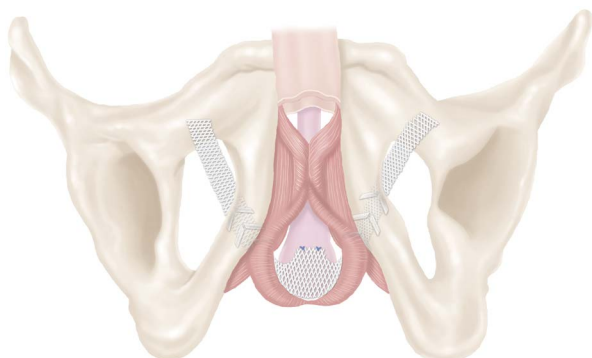
- Patients may be continent immediately after this minimally invasive procedure, and most resume normal daily activities one to two weeks later.*^{1,2,7,8}
- Patient manual dexterity and mental acuity are not criteria for exclusion⁸
- Can be used in combination with inflatable penile prosthesis⁹
- The AdVance XP Sling may not need to be excised if a patient later transitions to an AMS 800™ Artificial Urinary Sphincter¹⁰
- The Advance XP displays excellent continence results and secure effectiveness over a 5-year period. Data also demonstrated a low complication rate and improved quality of life in the long-term use of AdVance XP.³

Product feature designs¹

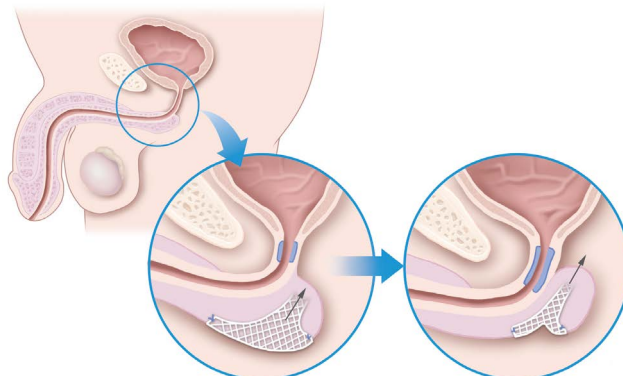
- Directional chevron anchors for enhanced tissue fixation
- Integrated permanent tensioning sutures for consistent support
- Modified angle enhances trocar passage
- Additional 8 cm of sling arm length to accommodate larger anatomies
- Twice the shelf life of first-generation sling

*per physician's discretion

Mechanism of action



The sling is placed flat along the corpus spongiosum.



The AdVance XP Male Sling is then tensioned, thereby repositioning the bulbous urethra and resulting in an increased functional urethral length and a backdrop of support to the distal membranous (sphincteric) urethra during stress events.

Patient risks

- Possible side effects could include pain, inflammation, urethral or tissue damage, bleeding and irritation at the wound site and acute urinary retention^{11,12}
- Contraindications include patients with urinary tract infections, blood coagulation disorders, compromised immune systems, renal insufficiencies or upper urinary tract relative obstructions¹¹
- Patients should abstain from heavy lifting, strenuous exercise and intercourse for a minimum of six weeks¹¹

Ordering information

	Product number
AdVance XP Male Sling Kit (U.S.)	720163-01

“The modifications to AdVance XP — lengthening of the sling, trocar modifications and chevrons — will allow surgeons to treat more patients who are appropriate for a male sling and may be otherwise limited by their body habitus.”

Brian Christine, MD

Specialist in Prosthetic Urology and Men’s Sexual Health, Urology Centers of Alabama, Birmingham, AL

1. Data on file with Boston Scientific.

2. Cornu JN, Batista Da Costa J, Henry N, et al. Comparative study of AdVance and AdVance XP male slings in a tertiary reference center. *Eur Urol*. 2014 Feb;65(2):502-4.

3. Mumm JN, Klehr B, Rodler S, et al. Five-year results of a prospective multicenter trial: AdVance XP for postprostatectomy-incontinence in patients with favorable prognostic factors. *Urol Int*. 2021 Jan 29;1-7.

4. Rizvi IG, Ravindra P, Pipe M, et al. The AdVance™ male sling: does it stand the test of time? *Scand J Urol*. 2021 Feb 1:1-6.

5. Bauer RM, Kretschmer A, Stief CG, et al. AdVance and AdVance XP slings for the treatment of post-prostatectomy incontinence. *World J Urol*. 2015 Jan;33(1):145-50.

6. Zheng Y, Major N, Silverii H, et al. Urinary retention after AdVance™ Sling: A multi-institutional retrospective study. *Neurourol Urodyn*. 2021 Jan;40(1):515-21.

7. Bauer RM, Grabbert MT, Klehr B, et al. 36-month data for the AdVance XP® male sling: results of a prospective multicenter study. *BJU Int*. 2017 Apr;119(4):626-30.

8. Welk BK, Herschorn S. The male sling for post-prostatectomy urinary incontinence: a review of contemporary sling designs and outcomes. *BJU Int*. 2012 Feb;109(3):328-44.

9. McCammon K, Haab F. AdVance Male Sling: surgical technique and postoperative patient management. *Eur Urol Supplements*. 2011 Jul;10(4):395-400.

10. Ajay D, Zhang H, Gupta S, et al. The artificial urinary sphincter is superior to a secondary transobturator male sling in cases of a primary sling failure. *J Urol*. 2015 Oct;194(4):1038-42.

11. AdVance™ XP Male Sling System Instructions for Use. Boston Scientific Corporation. 2018.

12. De Ridder D, Webster G. Clinical overview of the AdVance Male Sling in post-prostatectomy incontinence. *Eur Urol Supplements*. 2011 Jul;10(4):401-6.

Caution: U.S. Federal law restricts this device to sale by or on the order of a physician.

CAUTION: The law restricts these devices to sale by or on the order of a physician. Indications, contraindications, warnings and instructions for use can be found in the product labelling supplied with each device. Products shown for INFORMATION purposes only and may not be approved or for sale in certain countries. This material not intended for use in France.

Prior to using these devices, please review the Directions for Use for a complete listing of indications, contraindications, warnings, precautions and potential adverse events.

The AdVance™ XP Male Sling System is intended for the placement of a suburethral sling for the treatment of male stress urinary incontinence (SUI). These devices are contraindicated for patients with urinary tract infections, blood coagulation disorders, a compromised immune system or any other condition that would compromise healing, with renal insufficiency, and upper urinary tract relative obstruction. Possible adverse events include, but are not limited to, urinary retention, return to incontinence, pain, erosion, infection, device migration, bleeding, and pelvic organ dysfunction. MH-557013-AA

All photographs taken by Boston Scientific. All trademarks are the property of their respective owners.

Boston Scientific

Advancing science for life™

Boston Scientific Corporation
300 Boston Scientific Way
Marlborough, MA 01752
www.bostonscientific.com

© 2021 Boston Scientific Corporation
or its affiliates. All rights reserved.

MH-555318-AD JUN 2021