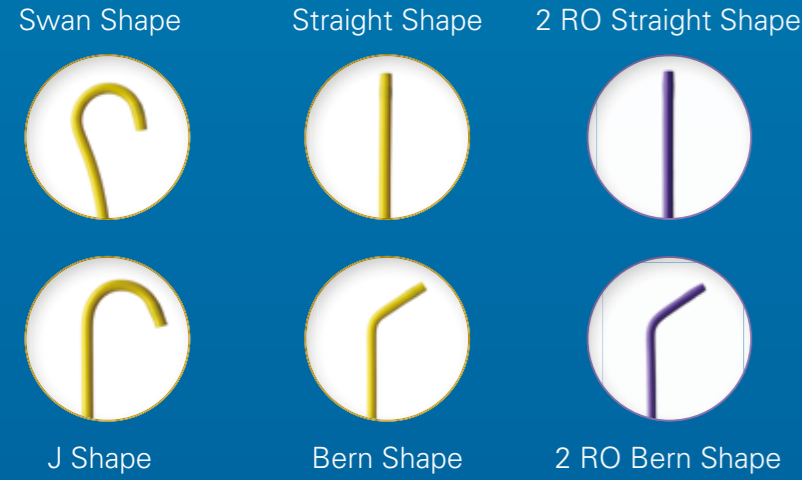


DIREXION™

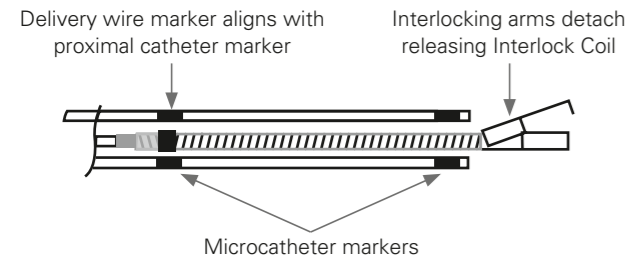
A complete and customizable offering

Unique tip configurations allow for intraprocedural flexibility and efficiency.



- 6 different tip configurations
- 1 or 2 radiopaque markers
- Systems available with 3 different wires
- Available in both 0.021" = 0.53 mm and 0.027" = 0.69 mm lumen sizes

Microcatheter Double Marker



- DIREXION double markers to enable 0.018" = 0.47 mm detachable coils placement

Direxion Microcatheters Family: The choice in the system. The choice in the wire.

DIREXION (0.021" lumen*)

- Microcatheter (wire not included)
- Pre-Loaded with TRANSEND™-14 Guidewire
- Pre-Loaded with FATHOM™-16 Guidewire



DIREXION HI-FLO™ (0.027" lumen*)

- Microcatheter (wire not included)
- Pre-Loaded with FATHOM-16 Guidewire
- Pre-Loaded with TRANSEND-18 Guidewire



Customize DIREXION™ Microcatheters to meet your needs!

*0.021" = 0.53 mm, 0.027" = 0.688 mm

DIREXION™

Torqueable Microcatheter

Order Information

DIREXION				
UPN	Order Number	Usable Length	Tip Shape	RO Markers
M001195200	19-520	105	Straight	1
M001195210	19-521	130	Straight	1
M001195220	19-522	155	Straight	1
M001195230	19-523	105	Bern	1
M001195240	19-524	130	Bern	1
M001195250	19-525	155	Bern	1
M001195270	19-527	130	J	1
M001195300	19-530	130	Swan	1
M001195320	19-532	130	Straight	2
M001195340	19-534	130	Bern	2

DIREXION Pre-Loaded System with Fathom™-16 Guidewire				
UPN	Order Number	DIREXION Usable Length	DIREXION Tip Shape	Fathom-16 Guidewire Overall length
M001195610	19-561	130	Straight	180
M001195640	19-564	130	Bern	180

DIREXION Pre-Loaded System with Transend™-14 Guidewire				
UPN	Order Number	DIREXION Usable Length	DIREXION Tip Shape	Transend-14 Guidewire Overall length
M001195810	19-581	130	Straight	165
M001195840	19-584	130	Bern	165

DIREXION HI-FLO				
UPN	Order Number	Usable Length	Tip Shape	RO Markers
M001195400	19-540	105	Straight	1
M001195410	19-541	130	Straight	1
M001195420	19-542	155	Straight	1
M001195430	19-543	105	Bern	1
M001195440	19-544	130	Bern	1
M001195450	19-545	155	Bern	1
M001195470	19-547	130	J	1
M001195500	19-550	130	Swan	1


DIREXION HI-FLO Pre-Loaded System with Fathom-16 Guidewire				
UPN	Order Number	DIREXION Usable Length	DIREXION Tip Shape	Fathom-16 Guidewire Overall length
M001195710	19-571	130	Straight	180
M001195740	19-574	130	Bern	180

DIREXION HI-FLO Pre-Loaded System with Transend-18 Guidewire				
UPN	Order Number	DIREXION Usable Length	DIREXION Tip Shape	Transend-18 Guidewire Overall length
M001195910	19-591	130	Straight	165
M001195940	19-594	130	Bern	165

DIREXION™

Torqueable Microcatheter

REPOSITION WITHOUT A WIRE



Stay
NEW
DESIGN
in Shape

Boston Scientific
Advancing science for life™

www.bostonscientific.eu

© 2017 Boston Scientific Corporation or its affiliates. All rights reserved. DINONC3541EA

PROGREAT™ 24F and PROGREAT™ OMEGA are trademarks of Terumo. MAESTRO™ Microcatheter is a trademark of Merit Medical. CANTATA™ Superslective Microcatheter is a trademark of Cook Medical.

All cited trademarks are the property of their respective owners. CAUTION: The law restricts these devices to sale by or on the order of a physician. Indications, contraindications, warnings and instructions for use can be found in the product labelling supplied with each device. Information for the use only in countries with applicable health authority product registrations. Material not intended for use in France.

Information contained herein is for distribution outside the U.S. only. Illustrations for information purposes – not indicative of actual size or clinical outcome. IO-456006-AA-FEB2017 Printed in Germany by medicalvision.

DIREXION™

A steerable microcatheter

DIREXION is the first Nitinol microcatheter.

- Unique nitinol design gives DIREXION unrivaled torqueability while maintaining excellent trackability and flexibility.
- Slotted nitinol hypotube combined with braided inner liner is providing amazing pushability. Such a pushability will help DIREXION track onto the wire and overcome resistance encountered in tortuous and complex anatomies.

Distal nitinol cuts are closer together to give the catheter the flexibility needed to reach the most distal anatomy

Proximal nitinol cuts are spaced farther apart to give proximal pushability aiding in tracking over the guidewire

If you turn the hub one full rotation

PROGREAT 2.4F = 0.8 mm – 25°**

Best-in-Class Torqueability

11x more tip response

DIREXION™ 330°

Pelvic fracture with hemorrhagic shock
– Embolization of external pudendal artery, bottom right*

Designed to enhance steerability and control

DIREXION™

A torqueable pre-shaped tip microcatheter

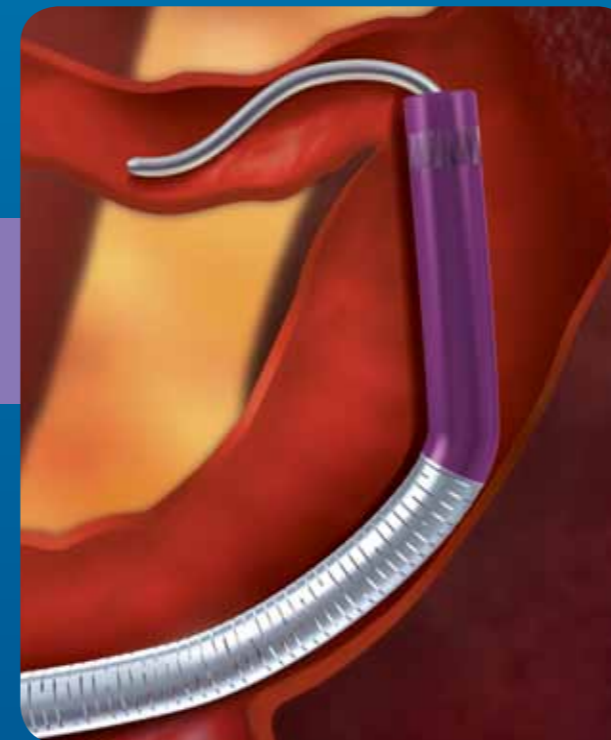
Tip shapes work like no other microcatheter's tip shapes.

- DIREXION is torqueable, so that tip shapes can be steered into the same direction as the wire to work together with the wire, which
 - provides additional control in vessel access
 - enables DIREXION to be repositioned during catheterization and embolics delivery, especially when several branches are involved

DIREXION™ assists with navigation and delivery



Consecutive cyanoacrylate glue injection in several branches. Pre hepatectomy right portal embolization in an HCC patient.*



DIREXION™

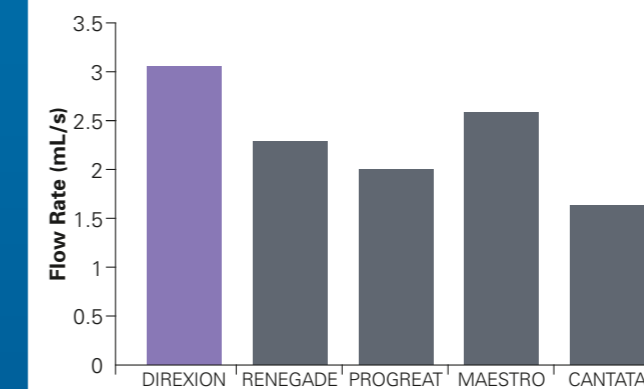
The best-in-class flow rates

DIREXION is going up to 1200 PSI.

- The braided liner constituting the inner lumen of the microcatheter is making DIREXION very resistant to pressure.

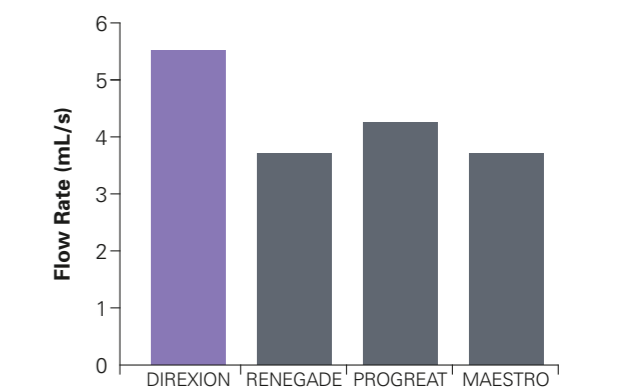
DIREXION™

DIREXION has 19% better flow rates than similar sized microcatheters*



DIREXION™ HI-FLO™

DIREXION HI-FLO has 30% better flow rates than similar sized microcatheters*



*All Flow Rates are per manufacturers DFU at the maximum burst pressure for each device and 130 cm or 135 cm catheter length with 100% contrast
**PROGREAT® 2.4F and PROGREAT® OMEGA are trademarks of Terumo. MAESTRO® Microcatheter is a trademark of Merit Medical. CANTATA® Superselective Microcatheter is a trademark of Cook Medical. 2.4F = 0.8 mm

Close imaging as through a diagnostic catheter



Angiography of the portal vein with 5F = 1.67 mm SIMMONS diagnostic catheter*



Angiography of the portal vein through DIREXION (2.4F = 0.8 mm) microcatheter*

*Image Courtesy of Pr Vincent VIDAL, Radiology Department Pr JM BARTOLI - Pr G MOULIN
**Bench testing performed by Boston Scientific Corporation. Data on file. N=5. Bench test results may not necessarily be indicative of clinical performance.