



THERASPHERE™

Y-90 Glass Microspheres

CONTROL FOR DURABLE OUTCOMES





THERASPHERE™

Y-90 Glass Microspheres

Designed for control to achieve durable patient outcomes, TheraSphere provides reproducible results for you and your referrers.



**Proven, well-tolerated therapy since 1999
with more than 150,000 patient treatments globally**

1999

TheraSphere receives **FDA HDE approval**



2011

Radiation segmentectomy: high-dose radiation delivered to ≤ 2 hepatic segments¹



2016

PREMIERE: TheraSphere significantly prolongs TTP compared with cTACE²



2020

LEGACY confirms neoadjuvant or standalone treatment in HCC³

DOSISPHERE-01 personalized dosimetry approach improves OS⁴



2021

First Y-90 therapy PMA-approved by FDA for HCC

BCLC Guidelines: LEGACY study led to inclusion of TARE for very early and early-stage unresectable HCC⁵

TARGET global real-world study confirms tumor absorbed dose is critical for predictable tumor response and OS in broad population.⁶



2022

RASER: Prospective study assessing radiation segmentectomy using TheraSphere⁷

TRACE: TheraSphere offers superior tumor control and survival compared with DEB-TACE*⁸



2024

Ochsner tumor dose analysis demonstrated reproducible outcomes with high dose and high RPM⁹

Targeted for control.
Unique, optimal design for tumor control.

**Maximize
dose to tumor**

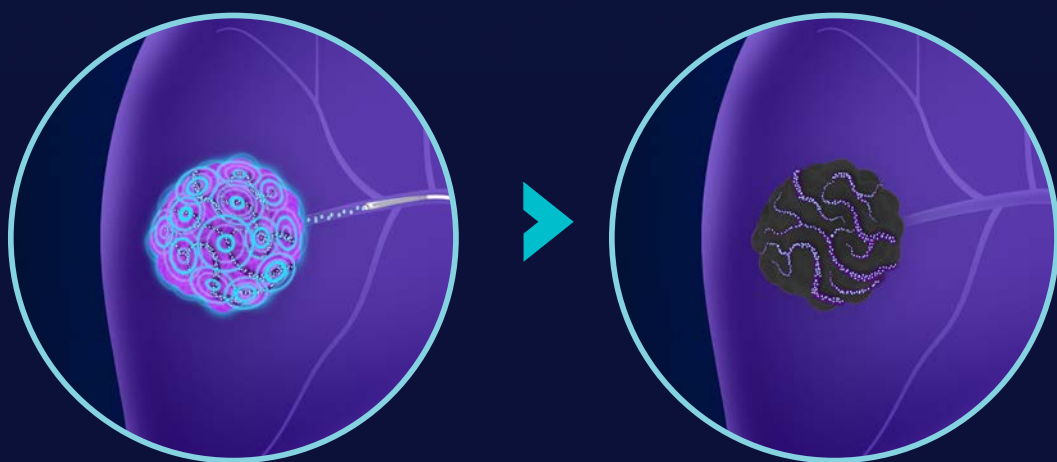


**Minimize
dose to
healthy tissue**

TheraSphere is uniquely engineered to have unmatched radiation per microsphere (RPM) to maximize repetitive and cumulative radiation exposure to tumor cells.

This allows you to confidently destroy tumor cells with proven ablative dosing and drive complete pathological necrosis (CPN).^{3,10} The flexibility of personalized dosing serves your treatment intent across various clinical scenarios.¹¹

Targeted delivery with unmatched RPM helps achieve CPN: ¹⁰

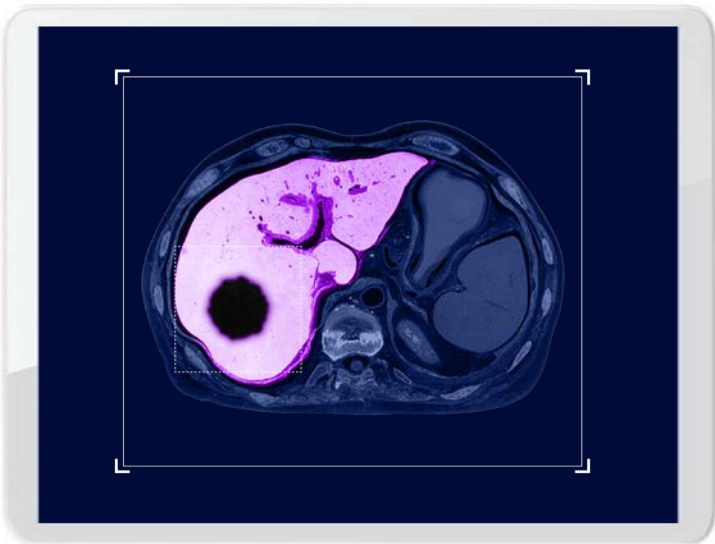


TheraSphere maximizes lethal hits to tumor DNA, leading to tumor cell death ⁹

Durability leads to quality of life.

Tumor control yields durable outcomes and reproducible results.

Durable outcomes for your patient

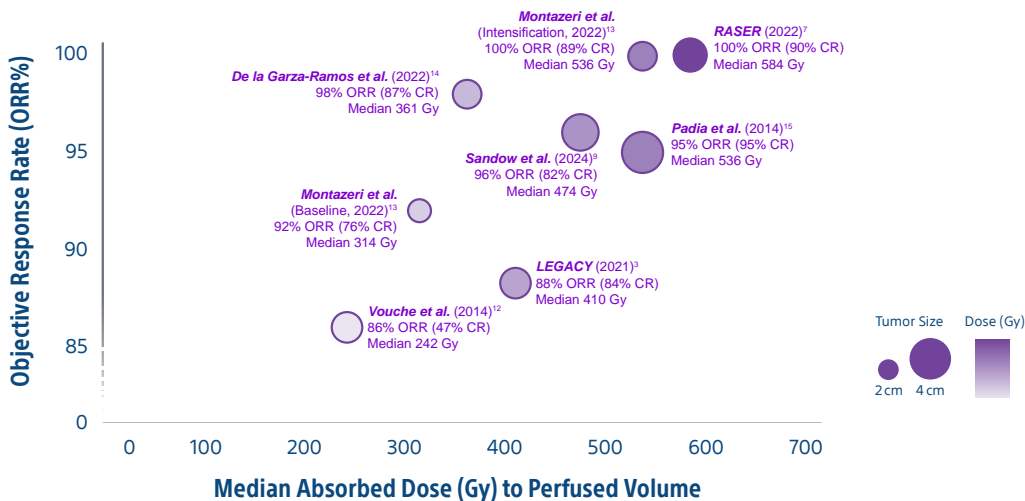


LEGACY
88% best overall response rate using localized mRECIST, with **76.1%** of patients exhibiting a DoR ≥ 6 months³

RASER
90% of patients achieved a sustained complete response with a median duration of **20.9 months (635 days)**⁷

Reproducible results widely published

Proven absorbed dose-response relationship with TheraSphere



Reproducible results backed by international, multi-disciplinary Dosimetry Steering Committee recommendations.¹¹

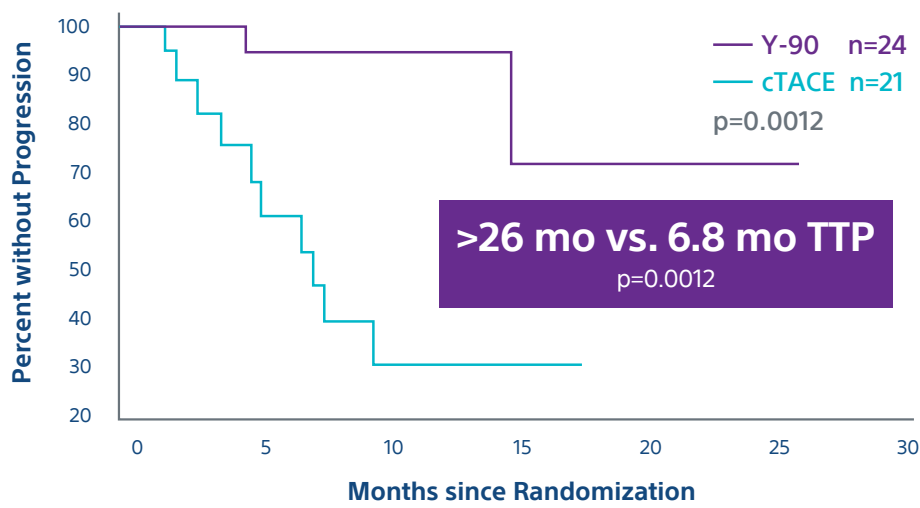
Quality of life creates long-term value.

Minimal side effects in an outpatient procedure.

Durable outcomes are cost effective



Glass Y-90 treatment showed longer time to tumor progression than cTACE²



Fewer procedures positively impact patient lives



TheraSphere required fewer total procedures per patient on average when compared to TACE¹⁶



At 5 years, TARE is a cost-effective treatment compared to cTACE, saving more than \$15,779 per person.¹⁷

Committed to your cause.

With TheraSphere resources you can:

- Reduce time between ordering and treatment with expedited delivery, arriving as early as next day
- Streamline treatment planning and ordering with TheraSphere 360™ Y-90 Management Platform, a unified digital hub where you can dose, order, view inventory and track details in real time.
- Get case support, dosimetry insights, product expertise and educational resources from experienced field teams
- Apply recommendations from the Dosimetry Steering Committee
- Leverage patient education materials to help navigate the treatment journey with your patients



Visit **TheraSphere.com** to find resources or request to speak with a field consultant



To place an order for TheraSphere™ Y-90 Glass Microspheres, please contact your TheraSphere consultant at TherasphereCustomerSupport@bsci.com

or call Customer Service (US/CANADA): 1-866-363-3330.

Visit our website at www.therasphere.com

Results from studies using TheraSphere should not be assumed to apply to other products.

1. Riaz A, Gates VL, Atassi B et al. Int J Radiat Oncol Biol Phys. 2011 Jan 1;79(1):163-71.

2. Salem R, Gordon AC, Mouli S, et al. Y90 Radioembolization Significantly Prolongs Time to Progression Compared With Chemoembolization in Patients With Hepatocellular Carcinoma. Gastroenterology. 2016;151(6):1155-1163.e2. doi:10.1053/j.gastro.2016.08.029.

3. Salem R, Johnson GE, Kim E, Riaz A, Bishay V, Boucher E, Fowers K, Lewandowski R, Padia SA. Yttrium-90 Radioembolization for the Treatment of Solitary, Unresectable Hepatocellular Carcinoma: The LEGACY Study. Hepatology. 2021 Mar 19. doi: 10.1002/hep.31819. Funding provided by Boston Scientific.

4. Garin et al, J Clin Oncol 38, 2020 (suppl 4; abstr 516)

5. Reig M, Forner A, Rimola J, et al. BCLC strategy for prognosis prediction and treatment recommendation: The 2022 update. J Hepatol. 2021;S0168-8278(21)02223-6. doi:10.1016/j.jhep.2021.11.018.

6. Lam, M., Garin, E., Maccauro, M. et al. A global evaluation of advanced dosimetry in transarterial radioembolization of hepatocellular carcinoma with Yttrium-90: the TARGET study. Eur J Nucl Med Mol Imaging (2022). <https://doi.org/10.1007/s00259-022-05774-0>. Funding provided by Boston Scientific.

7. Kim E, Sher A, Abboud G, et al. Radiation segmentectomy for curative intent of unresectable very early to early stage hepatocellular carcinoma (RASER): a single-centre, single-arm study [published online ahead of print, 2022 May 23]. Lancet Gastroenterol Hepatol. 2022;S2468-1253(22)00091-7. doi:10.1016/S2468-1253(22)00091-7. Funding provided by Boston Scientific.

8. Dhondt E, Lambert B, Hermie L, et al. 90Y Radioembolization versus Drug-eluting Bead Chemoembolization for Unresectable Hepatocellular Carcinoma: Results from the TRACE Phase II Randomized Controlled Trial. Radiology. 2022;303(3):699-710. doi:10.1148/radiol.211806.

9. Sandow T, Gimenez J, Nunez K, Tramel R, Gilbert P, Oliver B, Cline M, Fowers K, Cohen A, Thevenot P, Using Voxel-based Dosimetry to evaluate sphere concentration and tumor dose in Hepatocellular Carcinoma treated with Y-90 Radiation Segmentectomy with glass microspheres, Journal of Vascular and Interventional Radiology (2024), doi: <https://doi.org/10.1016/j.jvir.2024.05.020>.

10. Gabr A, Riaz A, Johnson GE, et al. Correlation of Y90-absorbed radiation dose to pathological necrosis in hepatocellular carcinoma: confirmatory multicenter analysis in 45 explants. Eur J Nucl Med Mol Imaging. 2020;48(2):580-583. doi:10.1007/s00259-020-04976-8.

11. Salem, R., Padia, S.A., Lam, M. et al. Clinical, dosimetric, and reporting considerations for Y-90 glass microspheres in hepatocellular carcinoma: updated 2022 recommendations from an international multidisciplinary working group. Eur J Nucl Med Mol Imaging 50, 328 -343 (2023). <https://doi.org/10.1007/s00259-022-05956-w>. Funding provided by Boston Scientific.

12. Vouche M, Habib A, Ward TJ, et al. Unresectable solitary hepatocellular carcinoma not amenable to radiofrequency ablation: Multicenter radiology-pathology correlation and survival of radiation segmentectomy. Hepatology. 2014;60(1):192-201. doi:10.1002/hep.27057.

13. Montazeri SA, De la Garza-Ramos C, Lewis AR, et al. Hepatocellular carcinoma radiation segmentectomy treatment intensification prior to liver transplantation increases rates of complete pathologic necrosis: an explant analysis of 75 tumors. Eur J Nucl Med Mol Imaging. 2022;49(11):3892-3897. doi:10.1007/s00259-022-05776-y.

14. De la Garza-Ramos C, Montazeri SA, Croome KP, et al. Radiation Segmentectomy for the Treatment of Solitary Hepatocellular Carcinoma: Outcomes Compared with Those of Surgical Resection. Journal of Vascular and Interventional Radiology. 2022;33(7):775-785.e2. doi:10.1016/j.jvir.2022.03.021.

15. Padia SA, Kwan SW, Roudsari B, Monsky WL, Coveler A, Harris WP. Superselective Yttrium-90 Radioembolization for Hepatocellular Carcinoma Yields High Response Rates with Minimal Toxicity. Journal of Vascular and Interventional Radiology. 2014;25(7):1067-1073. doi:10.1016/j.jvir.2014.03.030.

16. Moreno-Luna LE et al. Cardiovasc Intervent Radiol 2013;36(3):714 -23.

17. Patel, M. et al (2023) Transarterial therapies in patients with hepatocellular carcinoma eligible for Transarterial embolization: a US cost-effectiveness analysis, Journal of Medical Economics, 26:1, 1061-1071, DOI: 10.1080/13696998.2023.2248840.



TheraSphere Y-90 Microspheres Indications, Safety, and Warnings
<https://www.bostonscientific.com/therasphere-indications>

TheraSphere is a registered trademark of Theragenics Corporation used under license by Boston Scientific Medical Device Limited, a wholly owned indirect subsidiary of Boston Scientific Corporation.

Boston Scientific
Advancing science for life™

Peripheral Interventions
300 Boston Scientific Way
Marlborough, MA 01752-1234
www.bostonscientific.com

© 2025 Boston Scientific Corporation or its affiliates. All rights reserved.
PI-1941301-AB