




RANGER™
Drug-Coated Balloon

Effortless Deliverability.
Efficient Drug Transfer.
Exceptional Outcomes.



TREAT better.

Engineered for effortless deliverability and efficient drug transfer.

Ranger™ DCB is designed for smooth delivery and efficient drug transfer, so paclitaxel can be delivered to the target lesion, and only the target lesion.

Effortless deliverability

Ranger's **atraumatic tip** and **lower crossing profile** were designed for easier crossing and delivery using the physician-preferred Sterling™ balloon platform.¹

RANGER
0.053"
crossing profile

RANGER
0.02"
tip entry profile

RANGER
0.02"
tip entry profile

RANGER
0.02"
tip entry profile

IN.PACT 018
0.063"
crossing profile

IN.PACT ADMIRAL
0.04"
tip entry profile

LUTONIX 035
0.05"
tip entry profile

LUTONIX 018
0.03"
tip entry profile

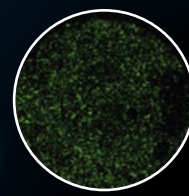
DCBs photographed over an 0.014" guidewire.

Efficient drug transfer

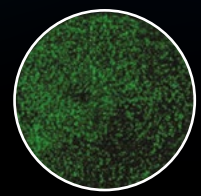
Ranger demonstrates **the least amount of downstream particulates** of three market-leading DCBs.²



RANGER
(2 µg/mm²)



LUTONIX
(2 µg/mm²)



IN.PACT
(3.5 µg/mm²)



TransPax™ is lipophilic

Enables targeted and efficient delivery of low-dose paclitaxel (2 µg/mm²) into the lesion.




TransPax is hydrophobic

Protects the drug from dissolving in blood prior to deployment and limits drug waste.



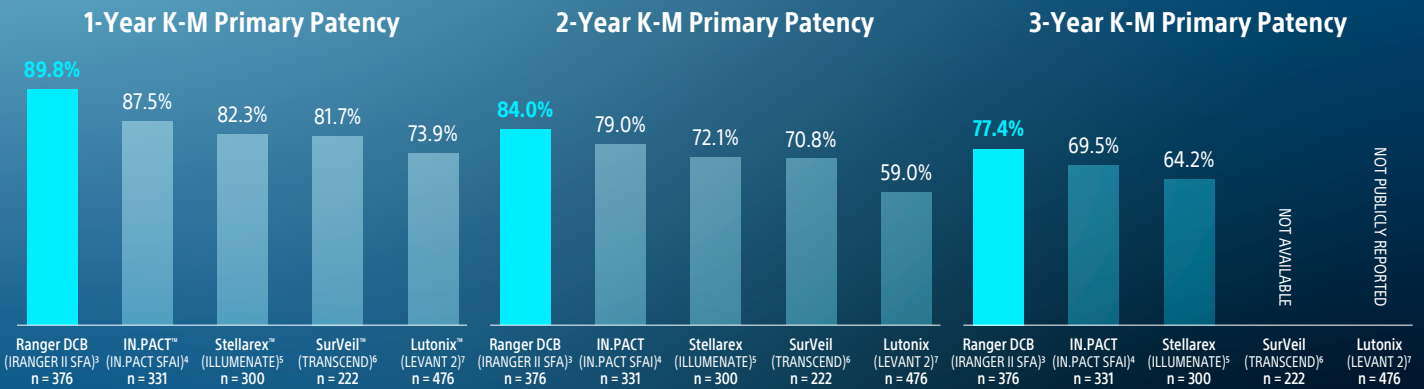
Reduced downstream particulates

Lowest amount of downstream particulates compared to other DCBs.²



Ranger™ DCB delivers exceptional clinical outcomes.

Ranger DCB demonstrated the highest ever reported primary patency in DCB pivotal trials at 1, 2 and 3 years.



Results from different clinical investigations are not directly comparable. Information provided for educational purposes only.

Ranger DCB demonstrated durable clinical outcomes, with low reintervention rates through 5 years.^{8, 9}

K-M FREEDOM from CD-TLR at 1 year.

94.5%
at 1-year[†]



More than **9 in 10 patients** did not need reintervention at 1 year.

[†]Subjects at risk at day 365 = 198 subjects.

K-M FREEDOM from CD-TLR at 5 years.

76.9%
at 5-years[‡]


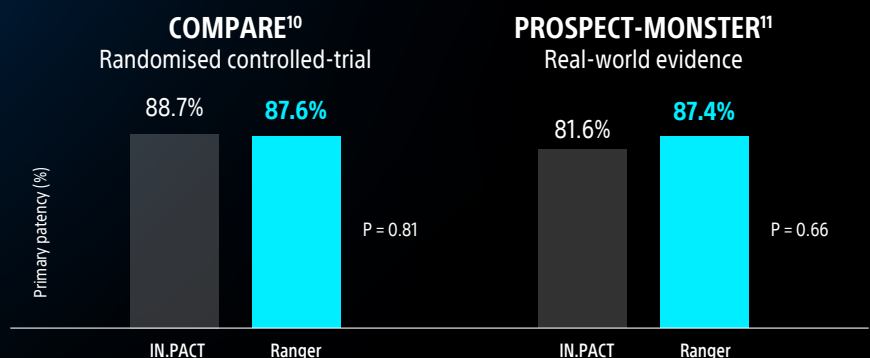


Nearly **8 in 10 patients** did not need reintervention at 5 years.

[‡]Subjects at risk at day 1825 = 68 subjects.

K-M Primary Patency at 1-Year

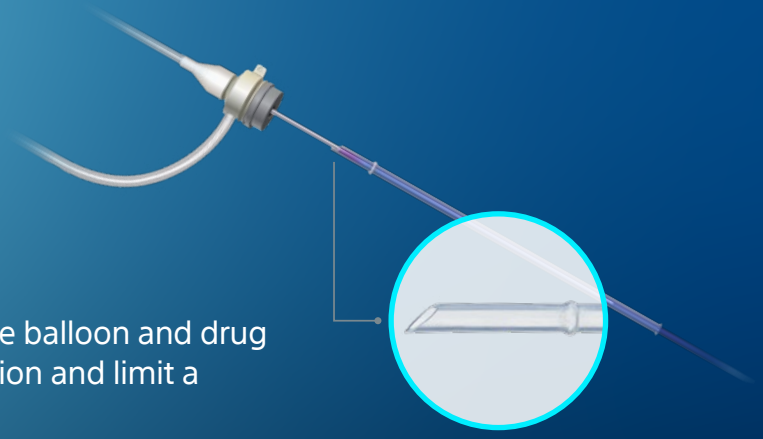
Proven performance with half the drug dose^{10, 11}



RANGER™

Drug-Coated Balloon

Ranger's Proprietary Loading Tool serves as the balloon and drug protector to help prevent drug loss during insertion and limit a physician's exposure to the drug.



The same exceptional outcomes, now with an **expanded radial access size matrix**.

Balloon (mm)	30	40	60	80	100	120	150	200
2				4F	4F	4F	4F	
2.5				4F	4F	4F	4F	
3				4F	4F	4F	4F	
3.5				4F	4F	4F	4F	
4	5F	5F*	5F*	4F/5F*	4F/5F*	4F*	4F*	5F*
5	5F	5F*	5F*	5F*	5F*	5F*	5F*	5F*
6	5F	5F*	5F*	5F*	5F*	5F*	5F*	5F*
7		5F/6F*	5F/6F*	6F*	6F*	6F*	6F*	6F*
8		5F	5F	6F				

All sizes available with shaft lengths: 80/90, 135/150 cm, OTW platform.

*Sizes available with shaft length of 200 cm for radial access, monorail/RX platform.



Boston Scientific offers the only DCB built on a 200 cm shaft monorail platform.



[Ranger Product Information](#)



[Ranger Clinical Evidence](#)

1. Boston Scientific Data on File. Ranger Catheter Competitive Testing Report, 92517674. Measurements taken from 6 x 120 devices for Ranger DCB, Lutonix™ 035 DCB, IN.PACT Admiral DCB and Stellarex™ 035 DCB. Lutonix 018 DCB measurements taken from 6 x 120 devices.
2. Gongora *et al.* Comparative Drug-Coated Balloon Study. JACC Cardiovasc Interv. 2015 doi.org/10.1016/j.jcin.2015.03.020.
3. RANGER II SFA RCT 1-Year Results published in JACC:CI. doi.org/10.1016/j.jcin.2021.03.021.
4. Schneider PA, *et al.* Circ Cardiovasc Interv. 2018;11(1):e005891. doi:10.1161/CIRCINTERVENTIONS.117.005891.
5. Stellarex 035 Instructions for Use.
6. TRANSCEND 2 Year Results Presented at VIVA 2022 by Kenneth Rosenfield, MD.
7. Lutonix 035 Instruction for Use, Oct 2019.
8. Sachar R, *et al.* JACC Cardiovasc Interv. 2021;14(10):1123-1133. doi:10.1016/j.jcin.2021.03.021.
9. RANGER II SFA RCT 5-Year Results presented by Brodmann M, LINC 2024, Leipzig, Germany.
10. Steiner S, Schmidt A, Zeller T, *et al.* COMPARE: prospective, randomized, non-inferiority trial of high- vs. low-dose paclitaxel drug-coated balloons for femoropopliteal interventions. Eur Heart J. 2020;41(27):2541-2552. doi:10.1093/eurheartj/ehaa049.
11. Nakama T, Mori S. 12-month results from PROSPECT-MONSTER (Second-generation low-dose drug-coated balloon versus high-dose drug-coated balloon for symptomatic femoropopliteal artery disease) study. JET 2023, May 27, 2023, Tokyo, Japan.

Ranger is a registered or unregistered trademark of Boston Scientific Corporation or its affiliates. All other trademarks are property of their respective owners.

CAUTION: The law restricts these devices to sale by or on the order of a physician. Indications, contraindications, warnings, and instructions for use can be found in the product labelling supplied with each device or at www.IFU-BSCI.com. Products shown for INFORMATION purposes only and may not be approved or for sale in certain countries. This material not intended for use in France.

**Boston
Scientific**
Advancing science for life™

bostonscientific.eu

© 2025 Boston Scientific Corporation or its affiliates. All rights reserved.

PI-2283808-AA

CE 0344