



GreenLight XPS™ Xcelerated Performance System

**Safe, effective
and efficient**

GreenLight XPS™ Laser Therapy System

#1 Choice of urologists worldwide for laser benign prostatic hyperplasia (BPH) therapy with over 900,000 patients treated.¹

GreenLight™ Laser Therapy combines an optimal 532 nm wavelength with advanced laser technology for the safe, effective and efficient treatment of BPH²⁻⁵ and it's appropriate for all patient types, regardless of other comorbidities.

Powerful

180 watts of maximum power output allows for efficient lasing.

Smart

FiberLife™ automatic safety system feature helps to detect conditions such as excessive heat before they cause fiber damage.

Responsive

TruCoag™ hemostatic control feature uses pulsating light to cauterize ruptured vessels, reducing bleeding fast and in multiple situations.⁶

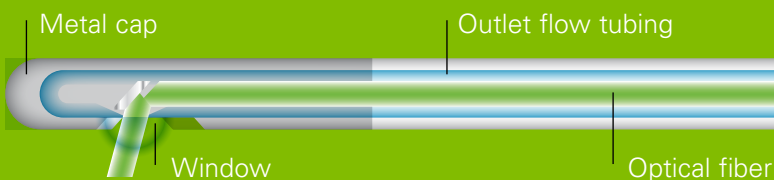
Efficient

MoXy™ Liquid Cooled Fiber with Active Cooling Cap™ technology allows for saline flow over and around the fiber to help minimize power loss from fiber tip degradation.⁷



MoXy™ Liquid Cooled Fiber

Active Cooling Cap™ technology

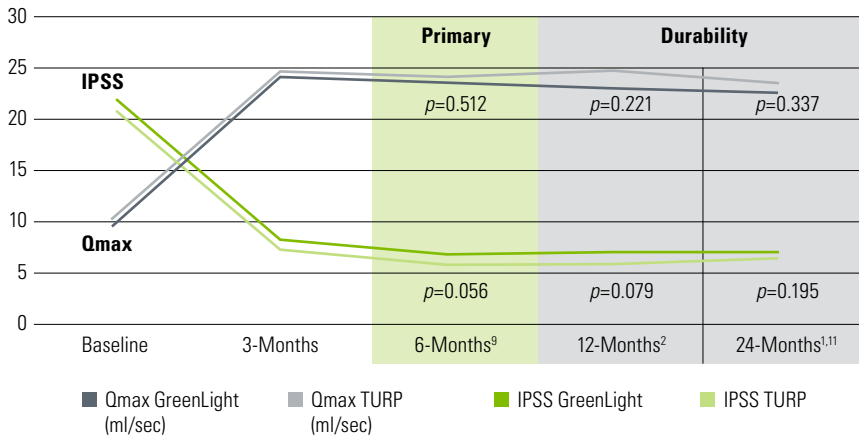


Clinical and patient outcomes

GreenLight™ Laser Therapy is setting the new standard with equivalent clinical outcomes to transurethral resection of the prostate (TURP) with fewer serious adverse events, shorter recovery, and lower overall hospital costs.^{2,8,9}

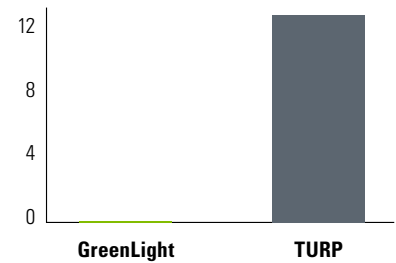
It is proven safe and effective for patients on anticoagulation therapy and treatment of large prostates.¹⁰

Equivalent clinical outcomes to TURP



Fewer serious adverse events

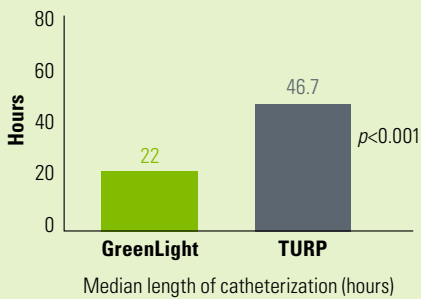
Complications: 48 hours - 30 days⁹



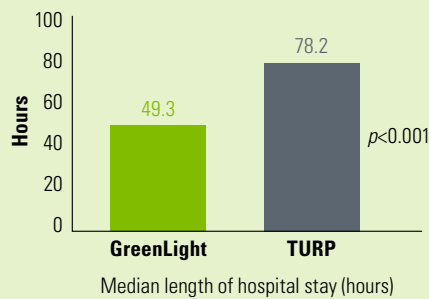
Significantly fewer protocol defined complications between 48 hours and 30 days for GreenLight Laser Therapy compared with TURP, ($p<0.001$).

Shorter recovery

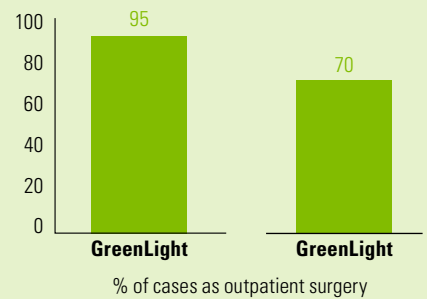
Less catheterization time⁹



Shorter hospital stay⁹



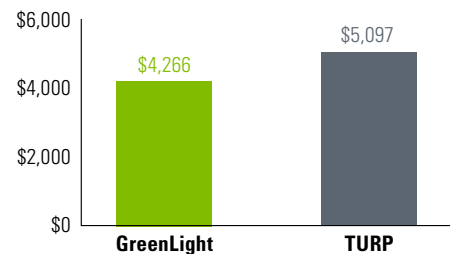
More often done as outpatient surgery^{8,12}




Studies demonstrate that 95% and 70% of GreenLight Laser Therapy cases were performed as outpatient surgery.

Lower overall hospital costs

Lower overall costs in US study⁸



Overall costs of GreenLight Laser Therapy were \$4,266 ± \$1,182 compared with \$5,097 ± \$5,003 for TURP, $p=0.01$.



It's all about the wavelength

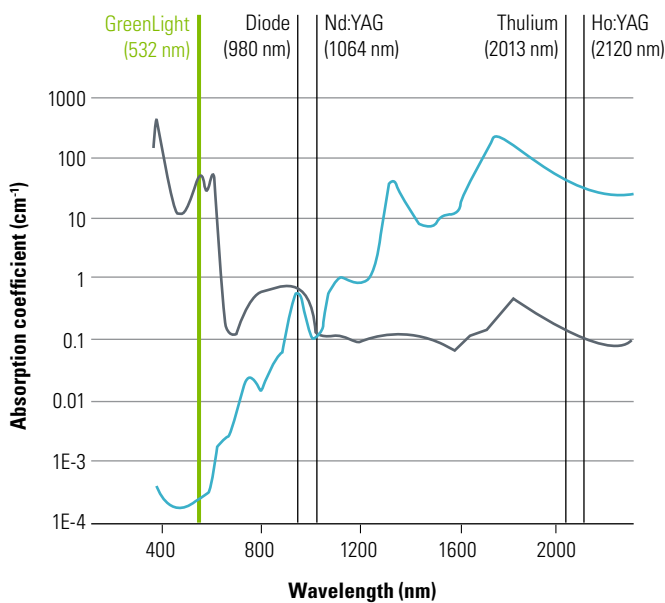
Wavelength is a primary factor influencing procedural efficiency and clinical outcomes.

Laser physics and procedural efficiency

Compared to other lasers for urologic applications, GreenLight Laser Therapy 532 nm wavelength is highly selectively absorbed in tissue hemoglobin and it is not impeded by the procedural irrigant. These unique properties allow the GreenLight laser to efficiently and rapidly vaporize prostatic tissue.¹³

Laser physics

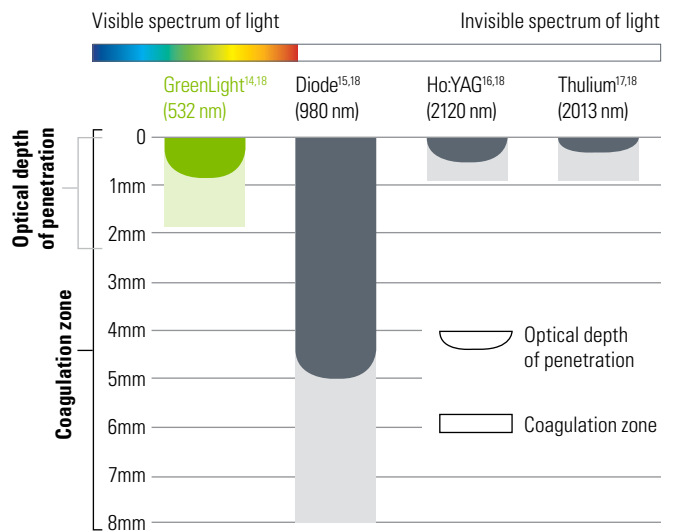
Absorption¹³



GreenLight 532nm wavelength is absorbed by oxyhemoglobin.


■ Oxyhemoglobin
■ Water

Laser optical depth of penetration and coagulation zone



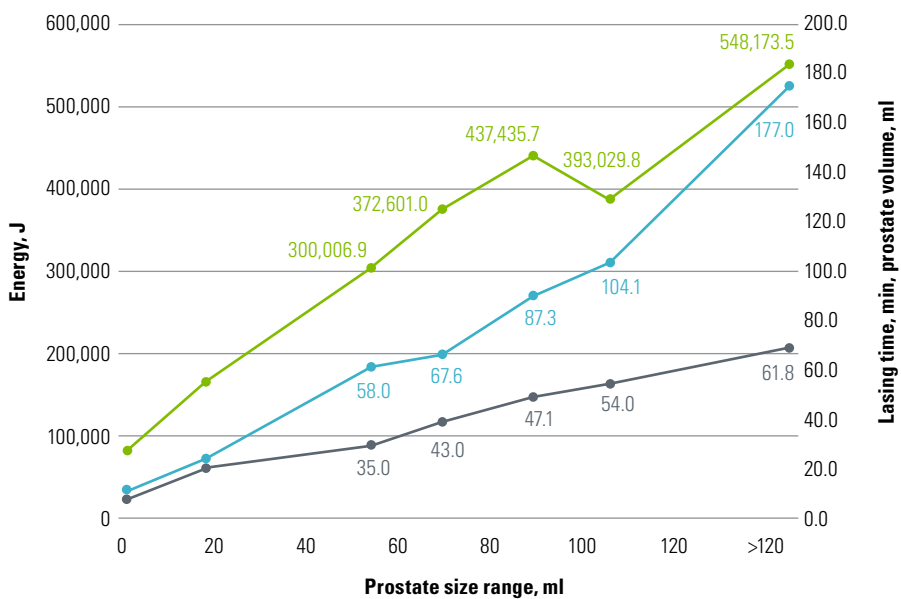
Depth of penetration is dependent on laser physics. Too deep could lead to unwanted post-operative symptoms, and too shallow could lead to slower, less efficient vaporization.

Deep coagulation may lead to increased dysuria and irritative symptoms.



Procedural efficiency

Lasing time³



58 gram prostate
35 minutes
300,007 joules


87 gram prostate
47 minutes
437,436 joules

177 gram prostate
61 minutes
548,173 joules

The GreenLight XPS laser system and MoXy Liquid Cooled Fiber provide efficient vaporization.

- Average energy, J*
- Average prostate volume according range, ml*
- Average lasing time (min)*

*per range prostate volume



Solutions beyond the device

Educating patients about GreenLight™ Laser Therapy

Our Healthcare Professional Resource Center offers a variety of hospital and practice marketing templates – from digital to print campaigns – to help physicians, practices and hospitals get the word out about treating BPH with GreenLight Laser Therapy.

View and download templates at professional.americanmedicalsystems.com



Building your GreenLight Laser experience

EDUCARE is a comprehensive suite of education and training programs offered by Boston Scientific that support healthcare professionals in the delivery of patient care worldwide. For professionals treating BPH, we offer comprehensive training pathways designed to help urologists build their GreenLight Laser Therapy experience.


The range of curriculum combine online modules with didactic coursework, simulation, live observation and proctorship opportunities to create a robust training experience for GreenLight Laser Therapy users.

For more information contact your local sales representative.

The GreenLight™ laser system is intended for incision/excision, vaporization, ablation, hemostasis and coagulation of soft tissue, including photoselective vaporization of the prostate for benign prostatic hyperplasia (BPH). The laser system is contraindicated for patients who: are contraindicated for surgery, contraindicated where appropriate anesthesia is contraindicated by patient history, have calcified tissue, require hemostasis in >2mm vessels, have uncontrolled bleeding disorders, have prostate cancer, have acute urinary tract infection (UTI) or severe urethral stricture. Possible risks and complications include, but are not limited to, irritative symptoms (dysuria, urgency, frequency), retrograde ejaculation, urinary incontinence, erectile dysfunction, hematuria - gross, UTI, bladder neck contracture/outlet obstruct, urinary retention, perforation - prostate, urethral stricture.

Prior to using these devices, please review the Operator's Manual and any accompanying instructions for use for a complete listing of indications, contraindications, warnings, precautions and potential adverse events.

Rx Only



1. Data on File.
2. Bachmann A, Tubaro A, Barber N, et al. A European Multicenter Randomized Noninferiority Trial Comparing 180 W GreenLight-XPS Laser Vaporization and Transurethral Resection of the Prostate for the Treatment of Benign Prostatic Obstruction: 12-Month Results of the GOLIATH Study. *J Urol*. 2015 Feb;193(2):570-8.
3. Bachmann et al. 180-W XPS GreenLight Laser Therapy for Benign Prostate Hyperplasia: Early Safety, Efficacy, and Perioperative Outcome after 201 Procedures. *Euro Urol Mar* 2012; (61): 600-607.
4. Thangasamy I, Chalasani V, Bachmann A, Woo H. Photoselective Vaporisation of the Prostate Using 80-W and 120-W Laser Versus Transurethral Resection of the Prostate for Benign Prostatic Hyperplasia: A Systematic Review With Meta-Analysis from 2002 to 2012. *Euro Urol May* 2012; (62): 315-323.
5. Cornu J, Ahyai S, Bachmann A, et al. A Systematic Review and Meta-Analysis of Functional Outcomes and Complications Following Transurethral Procedures for Lower Urinary Tract Symptoms Resulting from Benign Prostatic Obstruction: An Update. *Euro Urol June* 2014; (67): 1066-1096.
6. Internal ex-vivo testing using a porcine perfused kidney model.
7. Internal in vitro testing on bovine prostatic tissue.
8. Goh AC, Gonzalez RR. Photoselective Laser Vaporization Prostatectomy Versus Transurethral Prostate Resection: A Cost Analysis. *J Urol*. 2010;183:1469-73.
9. Bachmann A, Tubaro A, Barber N, et al. 180W XPS GreenLight Laser Vaporization Versus Transurethral Resection of the Prostate for the Treatment of Benign Prostatic Obstruction: 6-Month Safety and Efficacy Results of a European Multicentre Randomized Trial – The GOLIATH Study. *Euro Urol May* 2014; 65(5): 931-942.
10. Woo H, Reich O, Bachmann A, et al. Outcome of GreenLight HPS 120-W Laser Therapy in Specific Patient Populations: Those in Retention, on Anticoagulants, and with Large Prostates (> 80 ml). *Euro Urol Supplements* 2008 (7); 378-383.
11. Thomas JA, et al. A Multicenter Randomized Noninferiority Trial Comparing GreenLight-XPS Laser Vaporization of the Prostate and Transurethral Resection of the Prostate for the Treatment of Benign Prostatic Obstruction: Two-yr Outcomes of the GOLIATH Study. *Eur Urol* (2015). <http://dx.doi.org/10.1016/j.eururo.2015.07.054>.
12. Thomas JA, Tubaro A, Barber N, et al. The Continuing Story of the Cost-Effectiveness of Photoselective Vaporization of the Prostate versus Transurethral Resection of the Prostate for the Treatment of Symptomatic Benign Prostatic Obstruction. *Value Health*. 2015 Jun;18(4):376-86. doi: 10.1016/j.jval.2015.04.002.
13. Malek R. Photoselective KTP Laser Vaporization of Obstructive BPH (PVP). Baba S, Ono Y. Recent Advances in Endourology 8 – Interventional Management of Urological Diseases. Springer 2006. 103-122.
14. Spaliviero M., Araki M., Wong C. Short-term Outcomes of GreenLight HPS™ Laser Photoselective Vaporization Prostatectomy (PVP) for Benign Prostatic Hyperplasia (BPH). *J. Endourol* 2008 Oct. 22(10):2341-2347.
15. Kavoussi P.K., Hermans MR. Maintenance of Erectile Function after Photoselective Vaporization of the Prostate for Obstructive Benign Prostatic Hyperplasia. *J Sex Med* 2008 Nov. 5(10):2669-2671).
16. Lumenis Corporate Website: <http://www.surgical.lumenis.com/w/content/bph>. Accessed 12/12/08.
17. HealthTronics 2007 Revolvix Duo Brochure.
18. Rieken, M. & Bachmann, A. (2014) Laser Treatment of Benign Prostate Enlargement—Which Laser for Which Prostate? *Nat. Rev. Urol.* doi:10.1038/nrurol.2014.23



Boston Scientific India Private Limited
 Corporate Office:
 3rd Floor, Bestech Business Towers,
 Sector-48, Sohna Road, Gurgaon – 122018, India
 Phone – +91-124-6260500
 Registered Address:
 C-40/41, Okhla Industrial Phase -II,
 New Delhi – 110020, India
 For customer queries – customercare.india@bsci.com
 URQ/PH-1228802-AA