

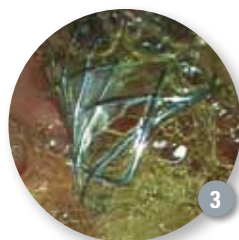
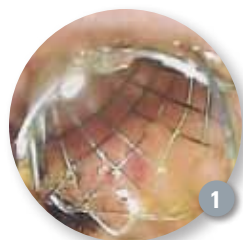
# Management of Sump Syndrome Using WallFlex RX Fully Covered Biliary Stents



CASE PRESENTED BY:

**FRANCISCO GALLEGO ROJO, MD**

Hospital de poniente, Elejido (Almeria)  
Elejido (Almeria), SPAIN



## PATIENT HISTORY

A 77-year-old woman with a past medical history of choledochoduodenostomy (**Figure 1**) and recurrent cholangitis secondary to sump syndrome was admitted to our hospital with fever, jaundice and abdominal pain. After undergoing empiric antibiotic therapy, the patient was scheduled for an ERCP.

## PROCEDURE


After cannulation of the papilla with a 0.035" Hydra Jagwire® Guidewire, a cholangiogram revealed a short stenosis of the lower common bile duct, enlarged intra- and extrahepatic ducts and filling defects. A sphincterotomy was performed. Several stones and food debris were removed using an Extractor™ Balloon Catheter. Once the bile duct was cleared, a 10x60mm WallFlex® Biliary RX Fully Covered Stent (**Figure 2**) was successfully deployed below the confluence of intrahepatic ducts.

## POST PROCEDURE

The patient was asymptomatic during a 12-month follow-up period and a WallFlex Fully Covered Stent replacement was placed (**Figures 3 and 4**).

## DISCUSSION

Sump syndrome is an uncommon complication (0-9.6%) after side-to-side choledochoduodenostomy. When debris or stones accumulate in the sump, recurrent cholangitis may develop. Endoscopic sphincterotomy is regarded as the treatment choice for sump syndrome, but restenosis of the sphincterotomy was observed in 19% of patients and was treated successfully and safely with a new papillotomy. The placement of a fully covered metal stent achieves sealing of the anastomosis and dilates the stricture.



Results from case studies are not predictive of results in other cases. Results in other cases may vary.

**CAUTION:** The law, including Federal (USA) law, restricts these devices to sale by or on the order of a physician. Indications, contraindications, warnings and instructions for use can be found in the product labeling supplied with each device.

**NOTE:** Use of the WallFlex Biliary RX Fully Covered Stent for the treatment of benign strictures or stenoses has not been cleared for use in the United States.

**WARNING:** The safety and effectiveness of the WallFlex Biliary Stent for use in the vascular system has not been established.

Advanix, Alair, Autotome, CRE, Dreamtome, Expect, Extractor, Hydratome, Jagtome, Jagwire, Resolution, SpyBite, SpyGlass, Trapezoid, Ultratome, WallFlex are registered trademarks of Boston Scientific Corporation or its affiliates.

©2012 Boston Scientific Corporation or its affiliates. All rights reserved.

DINEND2307EB ENDO-77318-AA May 2012