

LumiCoil™ Platinum Fiducial Marker

**Boston
Scientific**
Advancing science for life™



**Introducing the LumiCoil Platinum
Fiducial Marker**

**Features of LumiCoil Platinum
Fiducial Markers**

Expanding Innovation in EUS

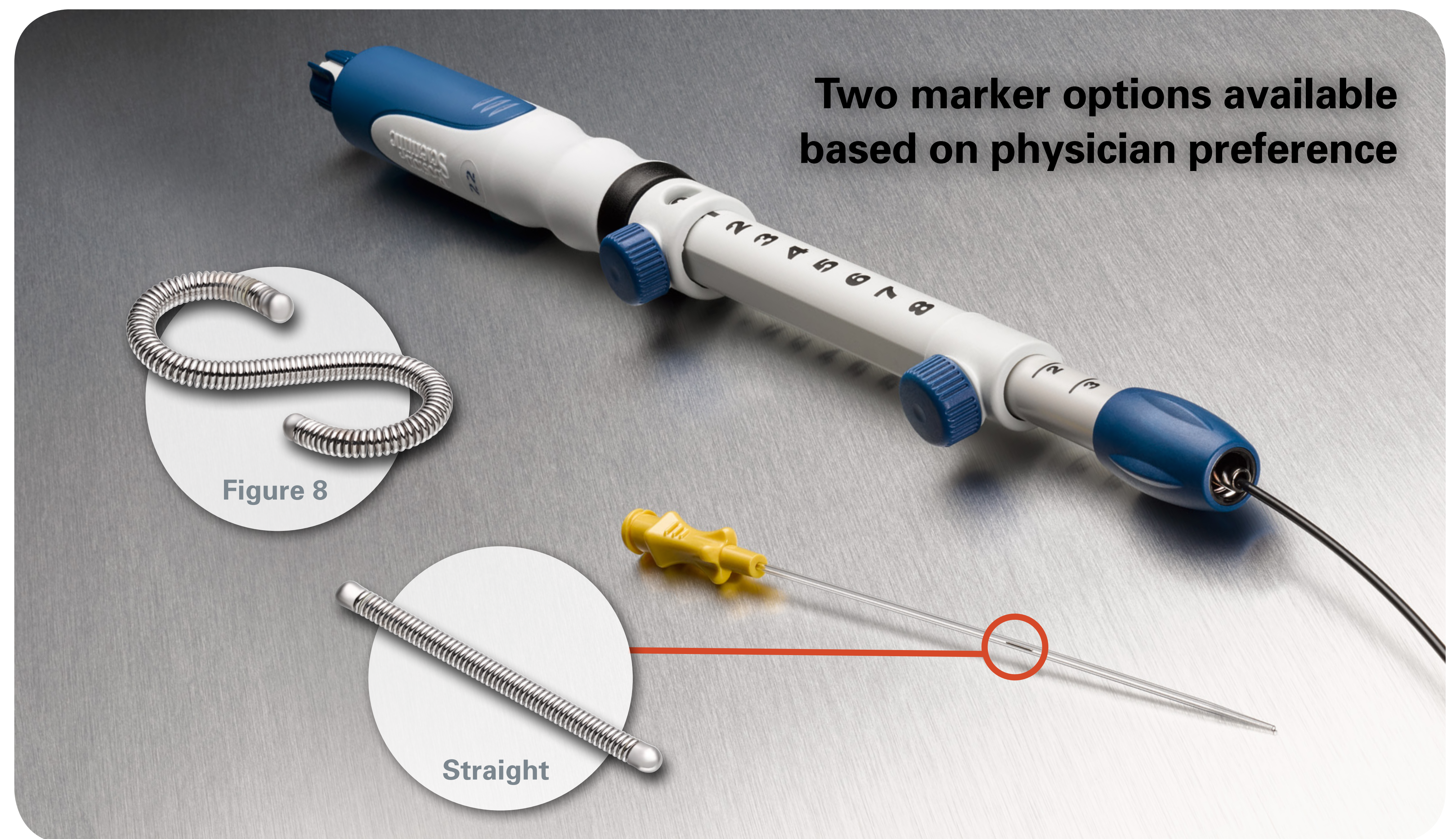
**Ordering Information and
Additional Resources**



Introducing the LumiCoil™ Platinum Fiducial Marker

The Boston Scientific LumiCoil Platinum Fiducial Marker features **platinum construction designed for clear visibility** in CT, X-Ray, EUS, CBCT, and MRI procedures.* The use of fiducials may lead to **more accurate targeting in delivery of radiation.**

- Indicated to mark soft tissue for future radiation therapy procedures
- Compatible with the widely used Expect™ Slimline (SL) 22ga EUS Needle




*Data on File; Bench tests may not necessarily be indicative of clinical performance

LumiCoil Platinum Fiducial Marker




Features of LumiCoil™ Platinum Fiducial Marker

Platinum construction for improved visibility compared to gold seed markers in MRI imaging¹



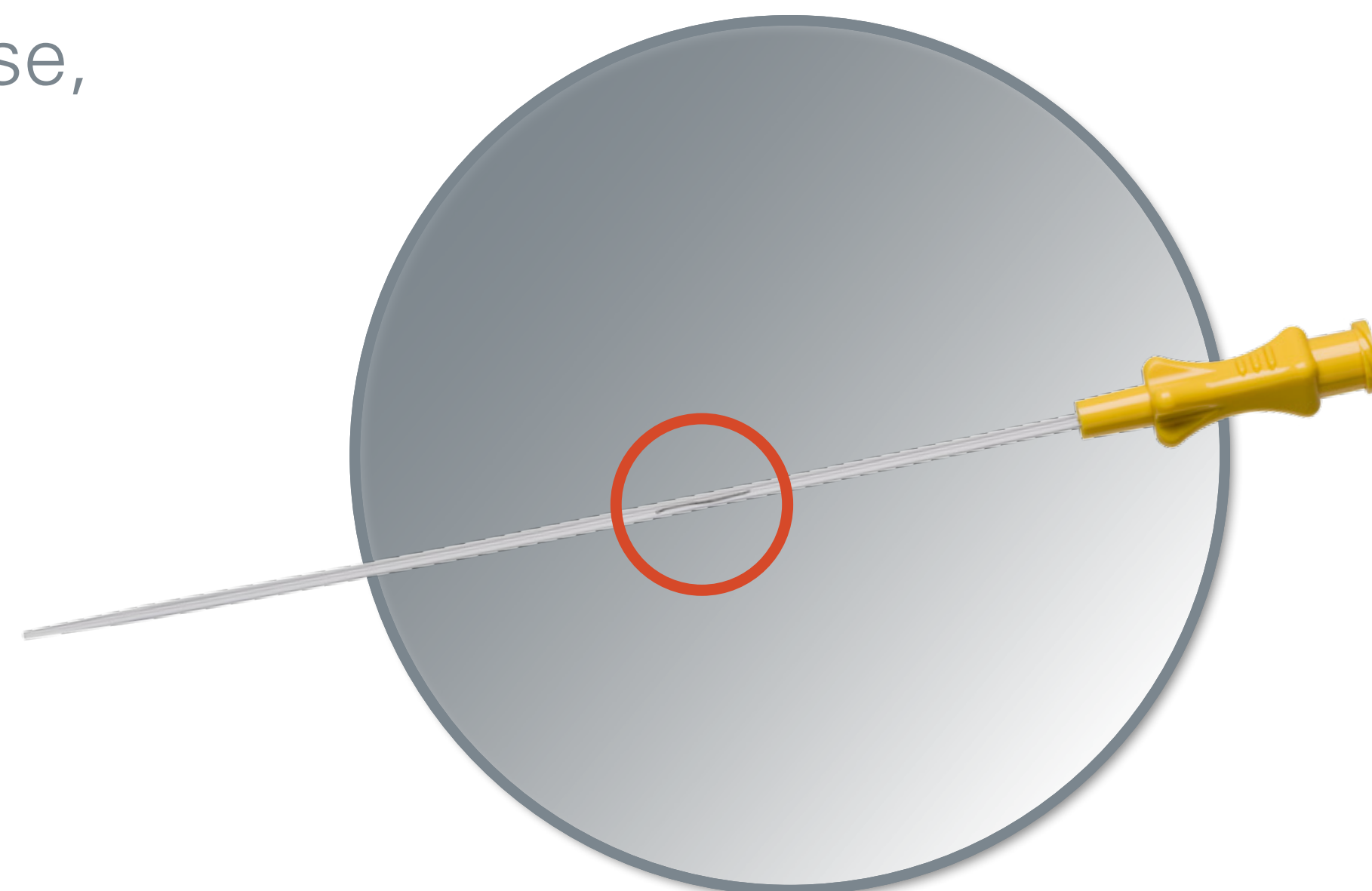
The figure 8 configuration folds upon deployment, designed to potentially increase anchoring in tissue compared to straight markers*

The **figure 8 configuration** is also designed to deliver **improved visibility in CBCT** over IBA's Visicoil™ and the Beacon™ FNF Needle gold marker of similar size (22Ga compatible, 5mm length).*

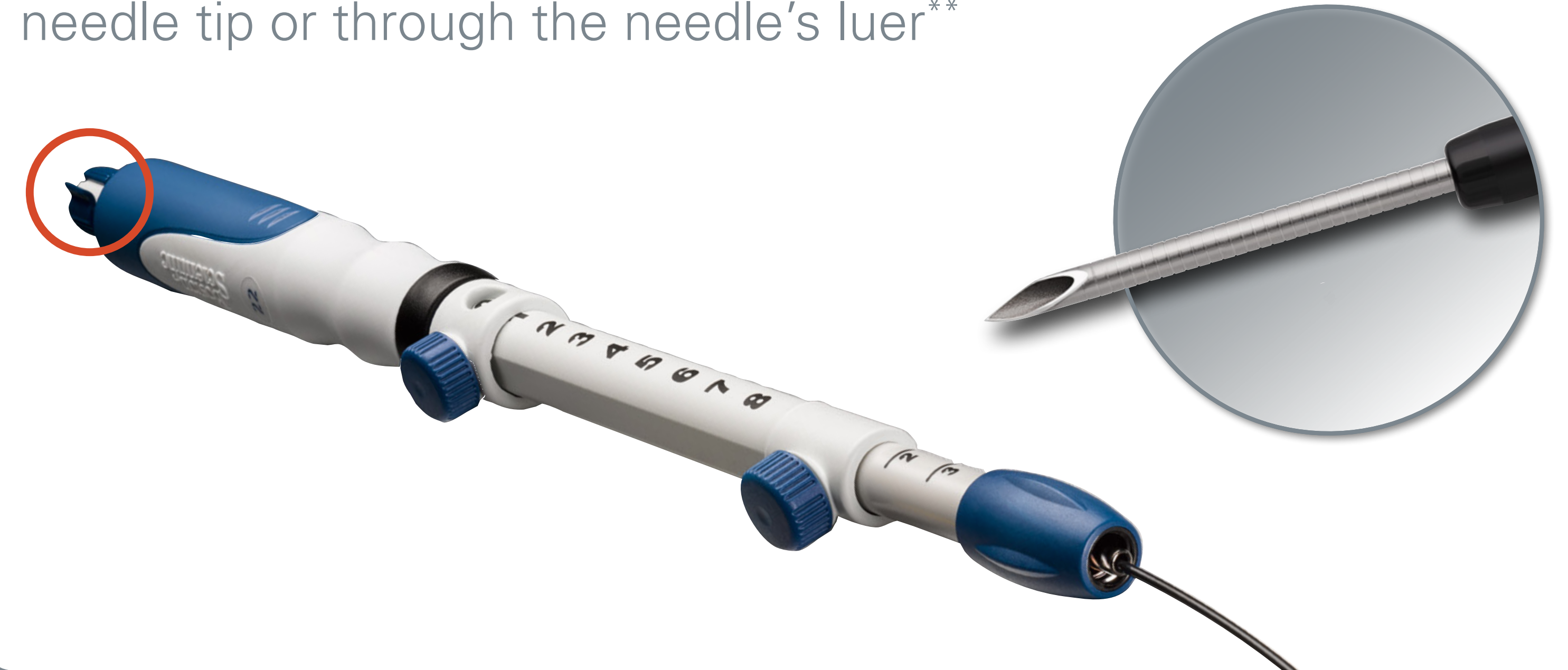


Individually packaged markers

enable physicians to use the number of markers needed in a case, helping to reduce waste



Two loading options for the **straight marker configuration** based on preference; through the needle tip or through the needle's luer**



*Data on File; Bench tests may not necessarily be indicative of clinical performance

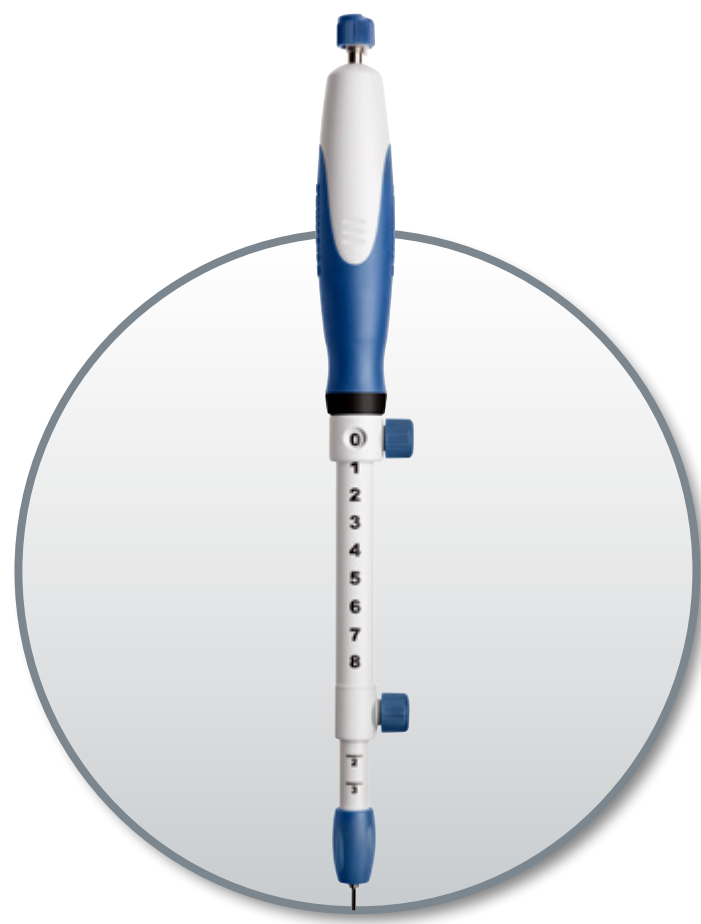
**Luer loading option for straight configuration only.



Expanding Innovation in EUS

2011

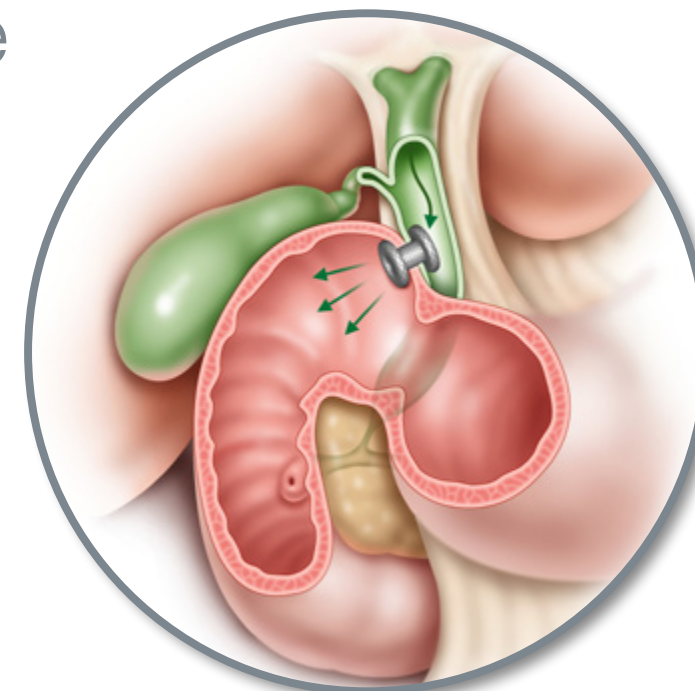
**Expect™ Endoscopic
Ultrasound (EUS)
Aspiration Needle**



2015

“Cold” AXIOS™ Stent & Delivery System*


- Providing an endoscopic treatment option as a potential alternative to surgery for patients suffering from pancreatic pseudocysts and WON.
- The first metal stent indicated for pancreatic pseudocyst and walled-off necrosis ($\geq 70\%$ fluid content) drainage and removal after drainage.



2016

Acquire™ FNB Device

- May reduce the need for repeat procedures
- Franseen needle tip is designed to capture larger biopsy samples



2016

**HOT AXIOS™ Electrocautery
Enhanced Stent & Delivery System***

- Proprietary one-step combined diathermic ring and cut-wire for easy access into target tissue.



2011

2012

2014

2016


2017

2018

FUTURE INNOVATION

2012

**Expect
19ga
Flex EUS
Aspiration
Needle**



2014

**Expect
Slimline
(SL) Needle**



2017

**Expect Slimline Needle Expanded
Applications in the U.S.
& Europe**, including the delivery of injectable materials (fluids) or fiducials into tissue or for passage of accessory devices.



2018

**LumiCoil™
Platinum
Fiducial
Markers**



*The AXIOS Stent and Delivery System and the AXIOS Electrocautery Enhanced Stent and Delivery System Indications for Use:

U.S.: The AXIOS Stent and Delivery System and the AXIOS Electrocautery Enhanced Stent and Delivery System is indicated for use to facilitate transgastric or transduodenal endoscopic drainage of symptomatic pancreatic pseudocysts ≥ 6 cm in size and walled-off necrosis ≥ 6 cm in size with $\geq 70\%$ fluid content that are adherent to the gastric or bowel wall. Once placed, the AXIOS Stent functions as an access port allowing passage of standard and therapeutic endoscopes to facilitate debridement, irrigation and cystoscopy. The stent is intended for implantation up to 60 days and should be removed upon confirmation of pseudocyst or walled-off necrosis resolution.

Europe: The AXIOS Stent and Electrocautery Enhanced Delivery System & the AXIOS Stent and Delivery System are indicated for use to facilitate transgastric or transduodenal endoscopic drainage of a pancreatic pseudocyst, walled-off necrosis ($\geq 70\%$ fluid content) or the biliary tract.




LumiCoil Platinum Fiducial Marker

Ordering Information

Product Description	Order Number	GTIN	Fiducial OD	Fiducial Length	Differentiator	Box Configuration
Lumicoil Platinum Fiducial Marker	M00553831	08714729972877	0.018"	5mm	Straight	3
Lumicoil Platinum Fiducial Marker	M00553841	08714729972891	0.018"	10mm	Figure 8	3



Additional Resources




Download the **Product Catalog**

PRODUCT CATALOG ►

Boston
Scientific


Visit **www.BostonScientific.eu**
for information about Boston Scientific
devices, services and solutions

WWW.BOSTONSCIENTIFIC.EU ►



Visit **EDUCARE** to watch various
educational EUS programs, case studies,
and lectures

WWW.EDUCARE.BOSTONSCIENTIFIC.EU ►



**FOLLOW US
ON TWITTER** ►



1. Vimoj J. Nair, MD et al. Feasibility, detectability and clinical experience with platinum fiducial seeds for MRI/CT fusion and real-time tumor tracking during CyberKnife® stereotactic ablative radiotherapy. Jour. of Radiosurgery and SBRT, Vol. 3, pp. 315-323.

All images owned by Boston Scientific. All cited trademarks are the property of their respective owners. Indications, Contraindications, Warnings and Instructions for Use can be found in the product labeling supplied with each device.
CAUTION: The law restricts these devices to sale by or on the order of a physician. Information for the use only in countries with applicable health authority registrations. Material not intended for use in France.
ENDO-522110-AA JAN2018

**Boston
Scientific**
Advancing science for life™

www.bostonscientific.eu

© 2018 Boston Scientific Corporation
or its affiliates. All rights reserved.