



Results from the Early neo2 registry Acurate neo2 TAVI valve

Andreas Rück

Karolinska University Hospital

Stockholm

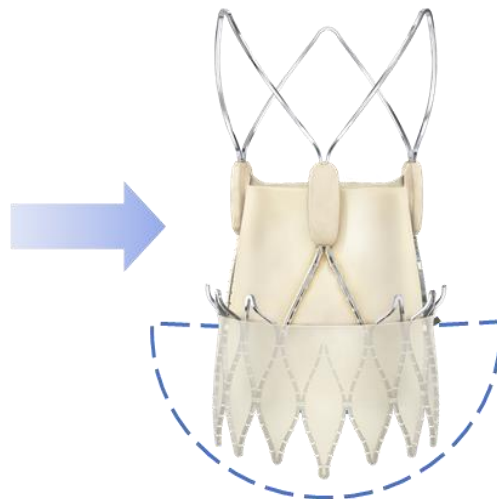


- The Boston Scientific Acurate neo prosthesis failed to show non-inferiority versus other TAVI devices in SCOPE 1 & 2
- The Acurate neo2 with improved sealing skirt was launched in September 2020 in Europe

ACURATE *neo*



ACURATE *neo2*



Preserved features:

- Self-expanding Nitinol frame
- Axial stabilization arches & open cells to facilitate coronary access
- Porcine pericardium leaflets
- Supra-annular anchoring; minimal protrusion into LVOT
- Porcine pericardium sealing skirt

Enhanced features:

- Radiopaque positioning markers for placement accuracy
- Augmented inner and outer skirt (60% larger) with active sealing capabilities

This is the first large report of clinical results of the Acurate neo2

- Investigator-initiated European registry
- 554 consecutive TAVI cases using Acurate neo2 from September 2020 to March 2021

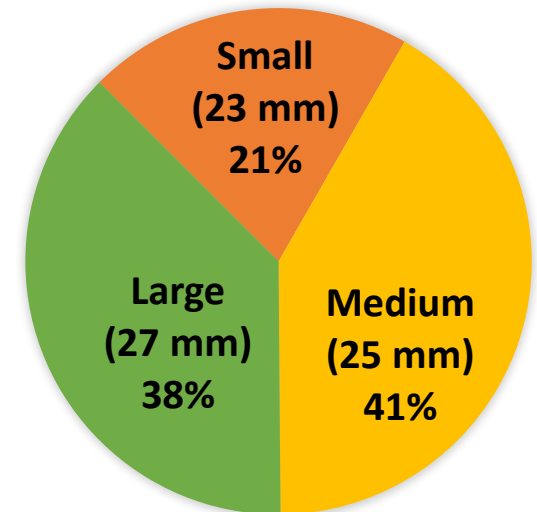
Center	Site PI	n
Kerkhoff Klinik, Bad Nauheim	Won-Keun Kim	142
Karolinska, Stockholm	Chris Meduri	86
Herzzentrum Leipzig	Mohamed Abdel-Wahab	77
HDZ NRW, Bad Oeynhausen	Tanja Rudolph	48
Elisabeth-Krankenhaus, Essen	Alexander Wolf	40
Rigshospitalet, Copenhagen	Ole de Backer	35
Medizinische Universität Wien	Christian Hengstenberg	31
University Hospital Helsinki	Mika Laine	28
SUS, Lund	Henrik Bjursten	25
DHZ München	Costanza Pellegrini	20
Kantonsspital Luzern	Stefan Toggweiler	15
University Medical Center Groningen	Joanna Wykrzykowska	7

- 554 consecutive patients treated with Acurate neo2

	N=554
Age	82
Female %	66
Atrial fibrillation %	38
Prior pacemaker %	10
EuroScore II	4,5
STS score	3,7
LVEF %	56
Aortic mean gradient	43
Bicuspid %	3
Valve-in-valve %	2

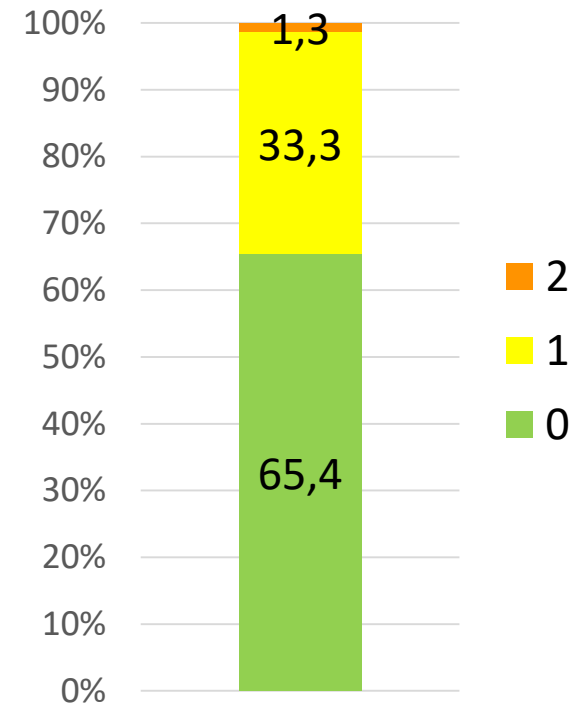
Procedural data	N=554
General anesthesia %	0,2
Femoral access %	99,6
Predilatation %	87
Postdilatation %	36
Anulus size mm (average)	23,7
Complications	N=554
Second valve implanted %	0,9
Anular rupture %	0
Coronary obstruction %	0
Intraprocedural death %	0,2
Major vascular complication (in-hospital) %	3,4
Major or life-threatening bleeding (in-hospital) %	4,8
Acute kidney injury (AKIN grade 3) %	0,2

Acurate neo2 size



Primary outcomes	N=554
Paravalvular leak >mild % *	1,3
Postoperative mean gradient (mmHg) *	9
New pacemaker %	6,0
Mortality 30 days %	1,3
Stroke in-hospital % **	2,1

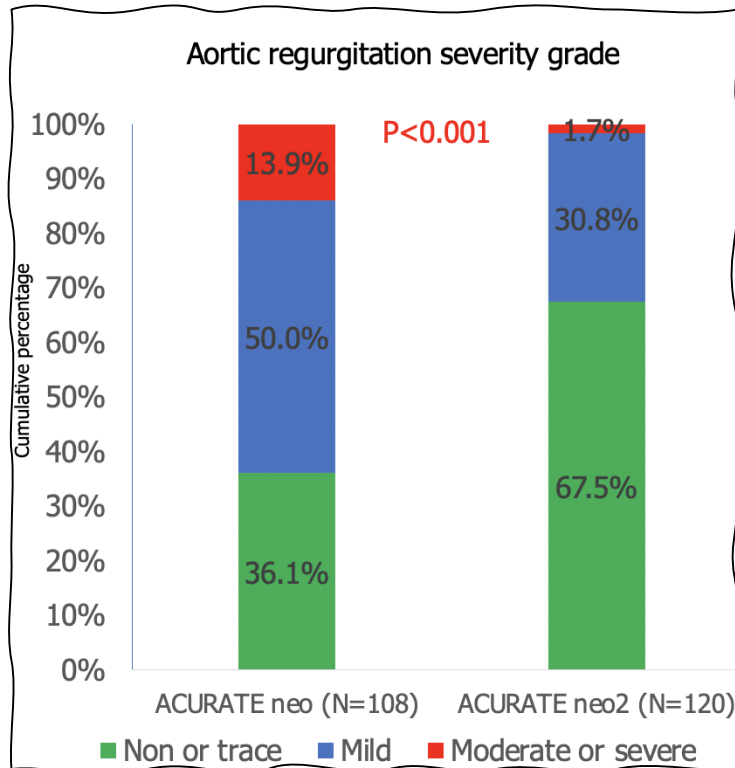
Paravalvular leak



* Postoperative echo, site-reported

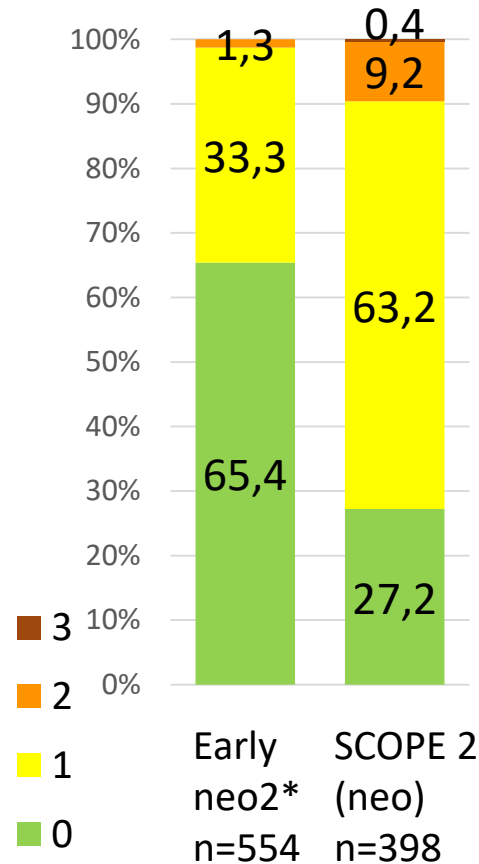
** Major and minor stroke

Quantitative aortogram (core lab)



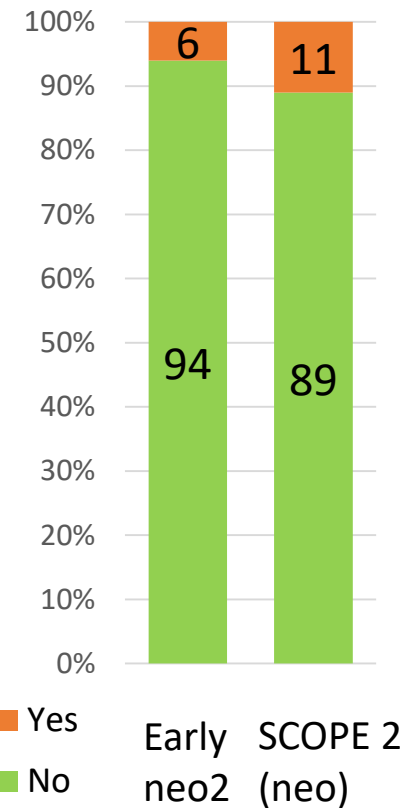
EuroPCR 2021 e-poster:
Rück, Soliman et al.

Postop AR



* Postoperative echo,
site-reported

New pacemaker



SCOPE 2: Tamburino et al,
Circulation. 2020;2431-2442

- Early neo2 is an European registry of the new Acurate neo2 TAVI (N=554)
- Moderate paravalvular leak (1,3%) and new pacemaker (6%) rates were both lower than previous studies on the original Acurate neo
- The Acurate neo2 seems to perform at a similar level as other latest-generation TAVI prostheses
- These findings will be validated by core lab analysis of echo, quantitative aortography and CT