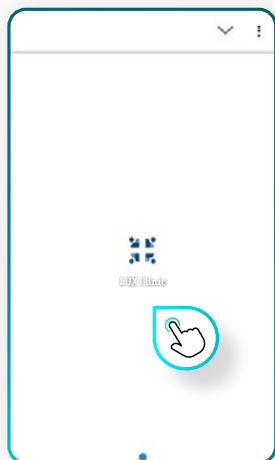





# Boston Scientific LUX-Dx™ Clinic Assistant Instructions

## Interrogating LUX-Dx ICMs

To interrogate a LUX-Dx Insertable Cardiac Monitor (ICM) device, the patient must be nearby. Plus, you will need the LUX-Dx Clinic Assistant App, magnet and a reliable Wi-Fi or cellular connection.



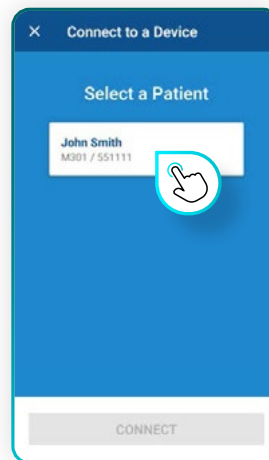
**1.** Open the LUX-Dx Clinic Assistant App.



**2.** Tap **Scan and Connect** on the screen.

The App will instruct you how to connect to the patient's device.

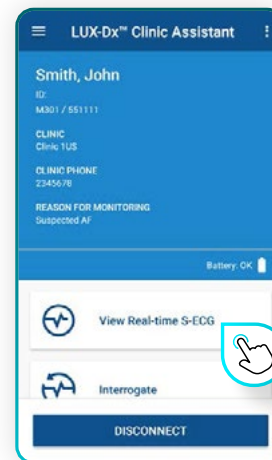
Once connected, the patient's name will appear on the screen for selection.



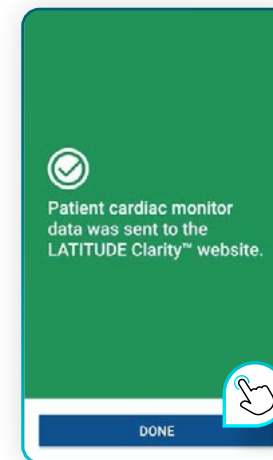
**3.** Select the patient whose device you wish to interrogate.

Tap **Connect** and follow the confirmation prompts on the screen.

Tap **OK** to confirm the pairing request.



**4.** Once you are connected to the patient's device, tap **Interrogate**.



**5.** When the interrogation is successful, you will see a green screen letting you know the information was successfully sent to the following physician's monitoring website.

Tap **Done**.




**6.** Do you need help or want to contact us?

Scan the QR code to get in touch with our RhythmCARE™ experts.

You can also contact them via email:  
[RhythmCARE\\_EMEA@bsci.com](mailto:RhythmCARE_EMEA@bsci.com)

**Mon-Fri 8:30 to 17:30**



**Boston  
Scientific**  
Advancing science for life™

**[www.bostonscientific.com](http://www.bostonscientific.com)**

© 2024 Boston Scientific Corporation  
or its affiliates. All rights reserved.

CRM-1980101-AA

**C € 2797**

CAUTION: The law restricts these devices to sale by or on the order of a physician. Indications, contraindications, warnings, and instructions for use can be found in the product labelling supplied with each device or at [www.IFU-BSCI.com](http://www.IFU-BSCI.com). Products shown for INFORMATION purposes only and may not be approved or for sale in certain countries. This material not intended for use in France.