

# APPLE™ Setup Guide

## MyLATITUDE™

### PATIENT APP

#### GETTING STARTED

Below is a list of everything you need to set up the MyLATITUDE Patient App:


- Your smartphone or tablet.
- Your Apple ID and password.
- The model/serial number of your implanted device  
(Your clinic most probably provided some paperwork where this information can be found).

The MyLATITUDE Patient App is compatible with iOS version 10.0 and up.

The requirements for your mobile device or operating system (OS) version will change over time. You may need to update or replace your mobile device and OS to use the app.

#### STEP 1

From your mobile device, navigate to [www.bostonscientific.eu/mylatitude](http://www.bostonscientific.eu/mylatitude). Scroll down and click on the Apple Store badge to download the application (alternatively you can scan the QR code below).



#### STEP 2

You will be directed to the App Store.

- **Tap "GET" to download the app.** The MyLATITUDE Patient App is free to download and use.
  - o You may be asked to authenticate with your Apple ID and password, fingerprint, or Face ID to download the app. If you can't remember your Apple ID and/or password, you can go to <https://iforgot.apple.com>.
- If your mobile device is not compatible, the "GET" button will be disabled.



#### STEP 3

Once downloaded, the MyLATITUDE Patient App icon will appear on your mobile device screen. Look for this icon and tap it to open the app.

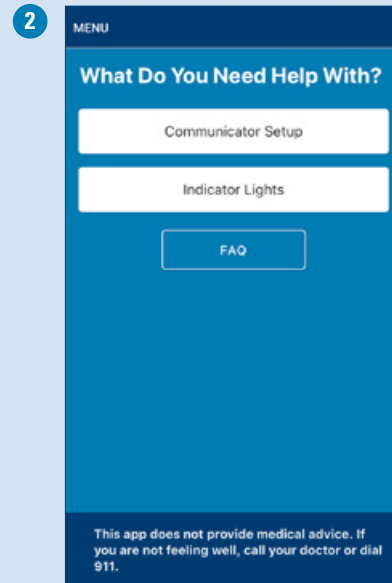
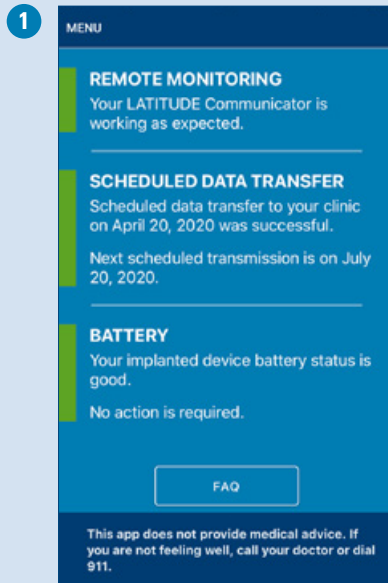
#### STEP 4

Follow the steps to setup the app:

- Review the Terms of Use and Data Privacy Policy.
- Enter your date of birth, implanted device model number, and implanted device serial number.
- Accept notifications if you would like to be notified if your LATITUDE™ Communicator becomes disconnected.

## STEP 5

After completing step 4, you will see one of the below screens.



- 1 If you see this screen or a screen similar to this, you entered your information correctly. No further action is needed to complete the setup of the MyLATITUDE Patient App.
- 2 If you see this screen, you may have entered your information incorrectly. Tap 'MENU', then 'My Information' to review the information you entered. Ensure all of the information you entered is correct. Tap 'MENU', then 'Home' to return to the home screen. If all of your information is correct but you are still seeing this screen, contact the LATITUDE Customer Support at [<local hotline>](tel:local_hotline) or by email: [latitude.international@bsci.com](mailto:latitude.international@bsci.com)

### LATITUDE™ NXT Patient Management System

#### Important Safety Information

LATITUDE™ NXT Patient Management is a remote monitoring system that gives your health care provider access to your implanted device data. The LATITUDE Patient Management system is not intended to assist with medical emergencies. If you are not feeling well, call your health care provider or your local emergency service. The Communicator does not provide continuous monitoring.

The Communicator is designed to operate on standard telephone lines like those found in most homes. The Communicator may work on other telephone systems, such as Digital Subscriber Line (DSL) and Voice Over IP (VoIP) Internet systems, if those systems provide an analog interface for connecting the Communicator.

The Communicator is designed to work only with the implanted device of the patient for whom it was prescribed. It will not work with other patients' implanted devices and should be used only as authorized by the prescribing physician. The Communicator is not for use with any pulse generator other than a Boston Scientific device. Ask your physician if you have questions about any risks with using the Communicator or your implanted device.

It is very important that the Communicator remain plugged into the power outlet. Your communicator should remain connected to a telephone line, ethernet adaptor or cellular adaptor. Some household appliances and other sources of electromagnetic energy could interfere with the communication between your Communicator and your implanted device. You should be at least 1 m away from televisions, VCRs, DVD players, personal computers, and other electronic equipment, when you are using the Communicator.

**Boston  
Scientific**  
Advancing science for life™

All cited trademarks are the property of their respective owners. CAUTION: The law restricts these devices to sale by or on the order of a physician. Indications, contraindications, warnings and instructions for use can be found in the product labeling supplied with each device. Information for the use only in countries with applicable health authority product registrations. Material not intended for use in France.

CRM-914404-AA Printed in Germany by medicalvision.

[www.bostonscientific.eu](http://www.bostonscientific.eu)

© 2020 Boston Scientific Corporation or its affiliates. All rights reserved.  
DINCRM995EA