


LATITUDE™ Consult Communicator Heart Failure Configuration

The LATITUDE Consult Communicator does not reprogram or change any device function. You will not feel anything when your device is being checked.


Place the wand over your device.



Tap the screen to wake up the Communicator then press the center of the screen.




Hold the wand in place.



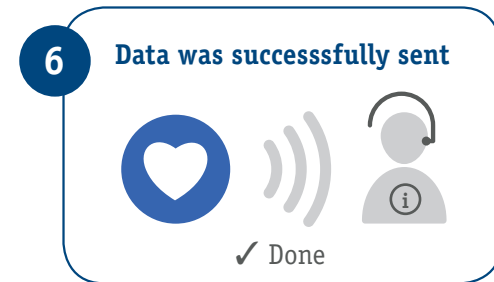
Continue to hold the wand in place.
This may take 2-3 minutes.



Continue to hold the wand in place.
This may take 2-3 minutes.



Press Done.



7 Replace the wand in the cradle. Your reading is now complete.
Please see clinic staff for next steps.

Callout	Description
A	Start Action button (round, blue) Can be pressed to start reading data from a patient's implanted device or send implanted device data to the server. Use touch screen.
B	Touch Screen Respond to on-screen instructions or questions by touching the screen with a fingertip.
C	Indicator Light (oval) Indicates when there are on-screen messages or instructions to follow. Use touch screen.
D	Power Light (round, green) Indicates the Communicator is connected to power.
E	Wand Cradle Place telemetry wand in the cradle when not in use.
F	Telemetry Wand The telemetry wand is used to read the data from the patient's implanted device.
G	Power input jack Connection for the Communicator's power supply.
H	Connection to telephone or fax machine (optional) Connect a telephone or fax machine to this jack in order to have the Communicator and a telephone/fax share the same telephone wall jack.
I	Connection to telephone wall jack Connect one end of the telephone cord to this jack and the other end to a telephone wall jack that supports an analog line.



Boston Scientific
Advancing science for life™

LATITUDE Consult™ System

Intended Use: The LATITUDE Consult™ System is intended to read data from a compatible Boston Scientific implanted device and transfer it to a central server. The LATITUDE Consult™ System can provide implanted device data that may be used as part of the clinical evaluation of the patient.

Contraindications: The LATITUDE Consult Communicator is contraindicated for use with any implanted device other than a compatible Boston Scientific implanted device. Not all Boston Scientific implanted devices are compatible with the LATITUDE Consult system. For contraindications for use related to the implanted device, refer to the System Guide for the Boston Scientific implanted device being read.

Warnings: The Communicator is MR (Magnetic Resonance) Unsafe. The Communicator is MR Unsafe and must remain outside the MRI site Zone III (and higher) as defined by the American College of Radiology Guidance Document for Safe MR Practices¹. Under no circumstances should the Communicator be brought into the MRI scanner room, the control room, or the MRI site Zone III or IV areas.

Precautions: In order to ensure a review by Boston Scientific of the patient's implanted device data, the clinician must call Boston Scientific at 1-800-CARDIAC (227-3422) after sending the data and request a LATITUDE Consult review.

Adverse Effects: None known.

Refer to the product labeling for specific indications, contraindications, warnings/precautions and adverse events. Rx only.(Rev B)

Rhythm Management

Boston Scientific Corporation
4100 Hamline Avenue North
St. Paul, MN 55112-5798 USA
Tel: 651.582.4000 Fax: 651.582.4166
Medical Professionals:
1.800.CARDIAC (227.3422)
Patients and Families:
1.866.484.3268

www.bostonscientific.com

© 2017 Boston Scientific Corporation
or its affiliates. All rights reserved.

CRM-498704-AB OCT2017