








Autumn 2015

**NEW LATITUDE™ COMMUNICATOR SET UP – MODELS 6280 and 6290 (3.0 →4.0)**

From time to time, Boston Scientific makes updates to the LATITUDE Communicator. Since your Communicator was manufactured, there is new information that the Communicator needs to download and install. This will happen when you set up your Communicator for the first time.

The Communicator update will take about 30 minutes once you start the setup. You do not need to stay by the Communicator until you press the white flashing Heart Button for the second time. The table below shows what you will see during first-time setup.

	<p>Set up the power and phone cord, Ethernet adapter, or cellular adapter as described in the manual. Press the white flashing Heart Button to begin the setup process.</p>
	<p>You will see green Collecting Waves for 15-20 minutes as the Communicator downloads the updates.</p>
	<p>Once the update is downloaded, the LATITUDE Indicator flashes for 10-15 minutes as the Communicator installs the update.</p>
	<p>When installation is complete, all the lights on the face of the Communicator light up for one second.</p>
	<p>The Heart Button flashes white again. Press and release the Heart Button and stay within arm's reach of the Communicator to complete the setup</p>
	<p>You will see green Collecting and Sending Waves as the Communicator collects information from your implanted device and sends it to your healthcare team.</p>
	<p>The LATITUDE Indicator light will be lit green at the end of a successful setup. This is what your Communicator will look like most of the time. If you see other lights, please refer to your patient manual or call Boston Scientific Patient Services.</p>

**If you have any questions, please call Boston Scientific Patient Services toll free at  
1-866-484-3268**

LATITUDE™ (NXT) Patient Management System from Boston Scientific

***Important Safety Information***

LATITUDE™ NXT Patient Management is a remote monitoring system that gives your health care provider access to your implanted device data. The LATITUDE Patient Management system is not intended to assist with medical emergencies. If you are not feeling well, call your physician or 911. The Communicator does not provide continuous monitoring. Your Communicator is designed to be used only in the United States, Canada, and Puerto Rico.

The Communicator is designed to operate on standard telephone lines like those found in most homes. The Communicator may work on other telephone systems, such as Digital Subscriber Line (DSL) and Voice Over IP (VoIP) Internet systems, if those systems provide an analog interface for connecting the Communicator.

The Communicator is designed to work only with the implanted device of the patient for whom it was prescribed. It will not work with other patients' implanted devices and should be used only as authorized by the prescribing physician. The Communicator is not for use with any pulse generator other than a Boston Scientific device. Ask your physician if you have questions about any risks with using the Communicator or your implanted device.

It is very important that the Communicator remain plugged into the power outlet. Your communicator should remain connected to a telephone line, unless you are subscribed to the LATITUDE Cellular Data Plan. Some household appliances and other sources of electromagnetic energy could interfere with the communication between your Communicator and your implanted device. You should be at least 36 inches (3 ft.) away from televisions, VCRs, DVD players, personal computers, and other electronic equipment, when you are using the Communicator.

It is recommended that the customer install a surge arrester in the electrical outlet to which the Communicator is connected.

*Rx only (Rev.C)*

CRM- 273204-AB OCT2015