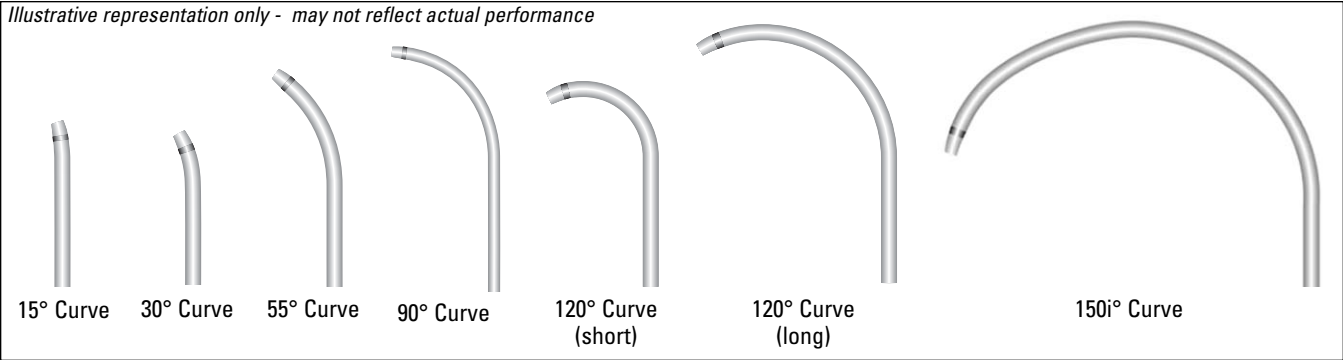


Convoy® Advanced Delivery Sheath Kits

Illustrative representation only - may not reflect actual performance

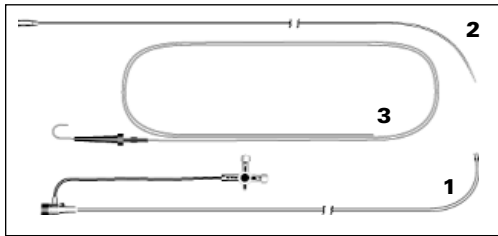


Product Information


Convoy Advanced Delivery Sheath Kits

The Convoy Advanced Delivery Sheath Kit is intended to facilitate the intracardiac placement of both diagnostic catheters, such as the Ultra ICE™ Catheter and Constellation® Catheter, or mapping catheters.

Convoy Sheath Kit and Dilator Kit



1 Sheath 2 Dilator 3 J-tipped guide wire



Model No.	Sheath Size	Length	Curve
M004 5660ST 0	8.5F	60cm	15° Curve
M004 5661ST 0	8.5F	60cm	30° Curve
M004 5662ST 0	8.5F	60cm	55° Curve
M004 5663ST 0	8.5F	60cm	120° Curve (short)
M004 5665ST 0	8.5F	60cm	120° Curve (long)
M004 5890ST 0	8.5F	60cm	150i° Curve
M004 5675ST 0	8.5F	79.4cm	15° Curve
M004 5676ST 0	8.5F	79.4cm	55° Curve
M004 5667ST 0	8.5F	79.4cm	90° Curve
M004 5670ST 0	8.5F	79.4cm	120° Curve (long)
M004 5672ST 0	8.5F	101.5cm	55° Curve

Indications, contraindications, warnings and instructions for use can be found in the instructions for use supplied with each device. CAUTION: Federal (USA) law restricts these devices to sale by or on the order of a physician.

©2007 Boston Scientific Corporation or its affiliates. All rights reserved. EPT-0015_04/07

**Boston
Scientific**

For additional product information call Customer Service at (888) 272-1001

www.bostonscientific.com/electrophysiology