

Distal Tip Softness Comparison

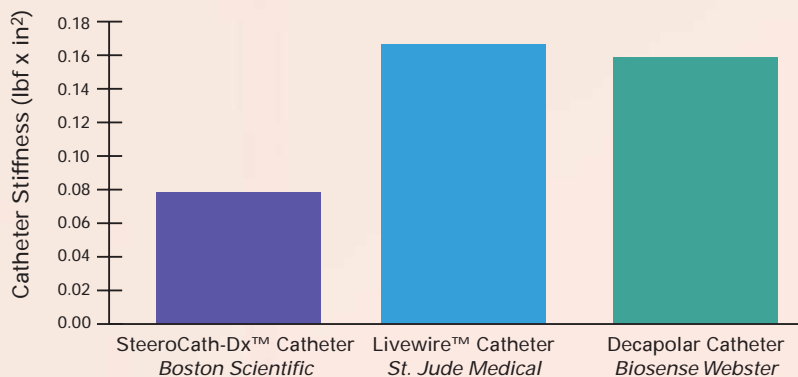
Why is distal tip softness and length important to clinical performance?

- A soft, atraumatic distal tip is critical to safe diagnostic catheter performance.
- Softer tips are designed to lower the risk of vessel perforation.
- A soft tip is likely to contribute to outstanding trackability by conforming to the vessel wall as the catheter is advanced through challenging sites, such as the coronary sinus.
- A soft tip is designed to provide greater tip stability by moving with the heart as it beats, as opposed to becoming dislodged, as may happen with stiffer tips.

What makes the SteeroCath-Dx Catheter superior?

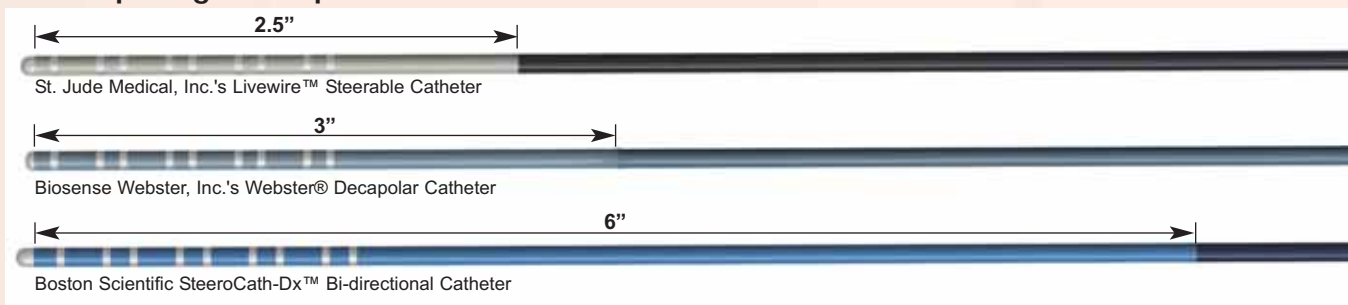
- The extended distal tip of the SteeroCath-Dx Catheter is over 50% longer *and* softer than the distal tips of the Livewire™ Catheter (St. Jude Medical) or the Decapolar Catheter (Biosense Webster).*
- The combination of a stiffer 7F proximal shaft with an extended, softer distal tip is designed to provide excellent pushability and trackability with reduced risk of vessel perforation during catheter positioning.
- The SteeroCath-Dx Catheter features bi-directional steering and the familiar Blazer™ Catheter style handling and performance which allow greater maneuverability in accessing and positioning the catheter in the coronary sinus.

Distal Tip Softness Comparison



**Distal tip deflection (cantilever bend) testing completed by Boston Scientific Corporation. Data on file. (n=10 each BSC SteeroCath-Dx Catheter, part no. M0042028BLO; St. Jude Medical Livewire Catheter, part no. 401575; and Biosense Webster Decapolar Catheter, part no. D610FR252RT). Part numbers obtained from 2005 competitive catalogs. Bench test results may not necessarily be indicative of clinical performance. Livewire is a trademark of St. Jude Medical.*

Distal Tip Length Comparison



SteeroCath-Dx™ Bi-directional Steerable Diagnostic Catheter

Clinical Benefits

Active bi-directional steering

- Familiar Blazer™ Catheter handling with bi-directional steering
- Accurate tip control for excellent site access and tip stability
- Allows back steering to advance the catheter through tortuous vasculature and further into the coronary sinus to facilitate left atrial mapping

Adjustable tension control

- Freedom to adjust tension
- Enables precise micromovements and locking of curve
- Ability to soften pressure on distal segment for mapping difficult-to-access anatomy

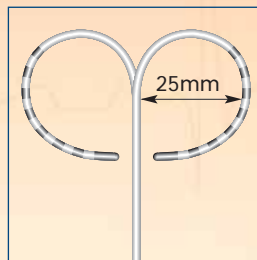
Extended distal shaft

- Soft extended shaft segment designed to reduce risk of perforation
- Combination of soft distal tip and high torque proximal tubing is designed to increase maneuverability and reduce trauma

Technical Information



Familiar Blazer™ Catheter Handle



Bi-directional Standard Curve

Description	Specifications
Shaft Diameter	7F
Usable length	110cm
Electrode material	Platinum/Iridium
Tip curvature range	25mm, bi-directional
Configuration	Octapolar

Ordering Information

SteeroCath-Dx Bi-directional Steerable Diagnostic Catheters

Model Number	Distal Length	Electrode Spacing	Recommended Cables
M004 2027BL 0	Extended	2.5mm	M004 626S 0
M004 2028BL 0	Extended	2.5/5/2.5mm	M004 626S 0

Boston Scientific

Delivering what's next.™

Boston Scientific Corporation
2710 Orchard Parkway
San Jose, CA 95134
www.bostonscientific.com/electrophysiology

To order product or for more information, contact Electrophysiology customer service at 1-888-272-1001.

© 2007 Boston Scientific Corporation or its affiliates. All rights reserved.

Printed in the US. EPT-10649_03/07

Caution: Federal Law (USA) restricts this device to sale by or on the order of a physician. Carefully read all instructions prior to use. Observe all contraindications, warnings and precautions noted in these instructions. Failure to do so may result in patient complications. Boston Scientific relies on the physician to determine, assess and communicate to each patient all foreseeable risks of the procedure.