

Battery Status Display for COGNIS™ and TELIGEN™

SUMMARY

COGNIS™ CRT-Ds and TELIGEN™ ICDs display Battery Status upon each device interrogation—on the System Summary screen and on the Battery Status screen. Additional battery-related information is reported on the Battery Detail screen.

For further Battery Status information and device behaviors associated with a specific Battery Status, refer to device labeling or the *A Closer Look* article titled, *Boston Scientific ICD and CRT-D Device Replacement Indicators*.

ICD: Implantable Cardioverter Defibrillator
 CRT-D: Cardiac Resynchronization Therapy Defibrillator

CRM PRODUCTS REFERENCED* COGNIS and TELIGEN

*Products referenced herein may not be approved in all geographies. For comprehensive information on device operation, reference the appropriate product labeling.

CRM CONTACT INFORMATION

Technical Services – U.S.
 1.800.CARDIAC (227.3422)
Tech.Services@bsci.com

Technical Services – Europe
 +32 2 416 7222
eurtechservice@bsci.com

LATITUDE Clinician Support
 1.800.CARDIAC (227.3422)
latitude@bsci.com

Patient Services
 1.866.484.3268 – U.S. and Canada
 001.651.582.4000 – International

Battery Information on the System Summary Screen

Upon interrogation, a summary pop-up screen displays one of the following symbols associated with each stage of battery life:



◆ Symbol displayed from the beginning of device life until there is approximately one year of device life remaining



◆ Symbol displayed from approximately one year of device life remaining until device replacement time is reached



◆ Symbol displayed when device replacement must be scheduled

These symbols also appear within the battery section of the System Summary screen (Figure 1).

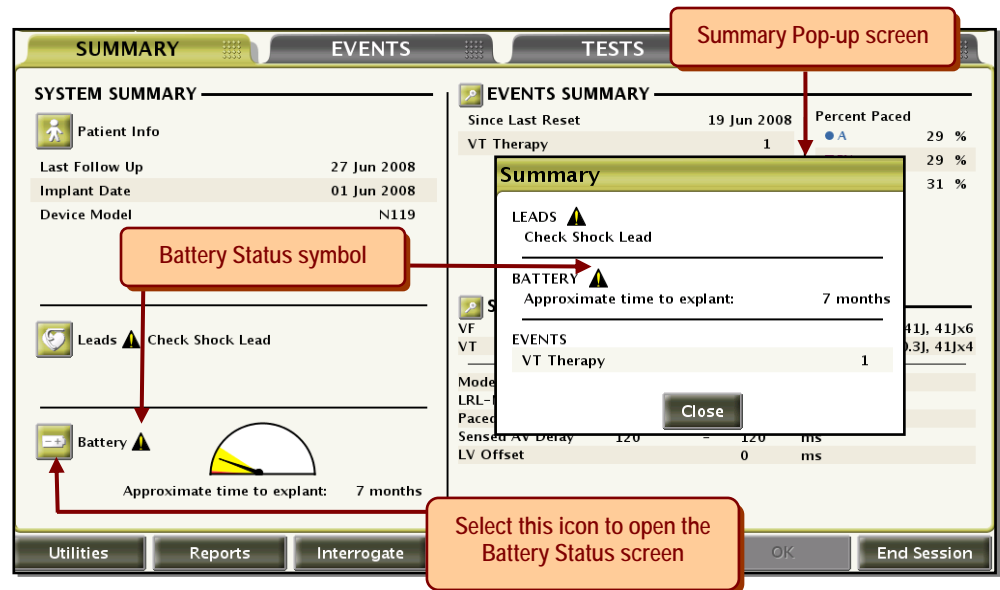


Figure 1. Summary Pop-up screen and System Summary screen.

Battery Information on the Battery Status Screen

From the System Summary screen, the Battery icon can be selected to bring the clinician to the Battery Status screen (Figure 2), which displays the following information:

❖ Battery Status gauge

Current battery status is graphically displayed as a needle position on the Battery Status gauge. Three important values are marked on the gauge:

- ◆ Beginning of Life (BOL)—battery is at or near full capacity, and all therapies are available
- ◆ One Year Remaining—approximately one year of full device function remains
- ◆ Explant—battery is nearing depletion and has reached the point at which *device replacement must be scheduled*

The needle on the gauge moves from Beginning of Life to One Year Remaining in half-year decrements, to provide a visual indicator of current battery status. At One Year Remaining, the gauge moves in monthly decrements until approximately 3 months remain, at which point the gauge stays positioned at 3 months until the battery status reaches Explant. At this indicator, device replacement must be scheduled.

❖ **Approximate Time to Explant**

This indicator provides an estimate of calendar time remaining until the device reaches a battery status of Explant. The value is calculated using capacity consumed (i.e., battery voltage and energy used while pacing and delivering shocks), charge remaining, and power consumption at current programmed settings. The Approximate Time to Explant is displayed as years, months, or < 3 months. When a battery status of Explant is reached, the text under the gauge will read “Explant was reached on <date>.” Within ninety (90) days, the battery status will reach end of life, and the text under the gauge will read “End of Life reached on <date>.”

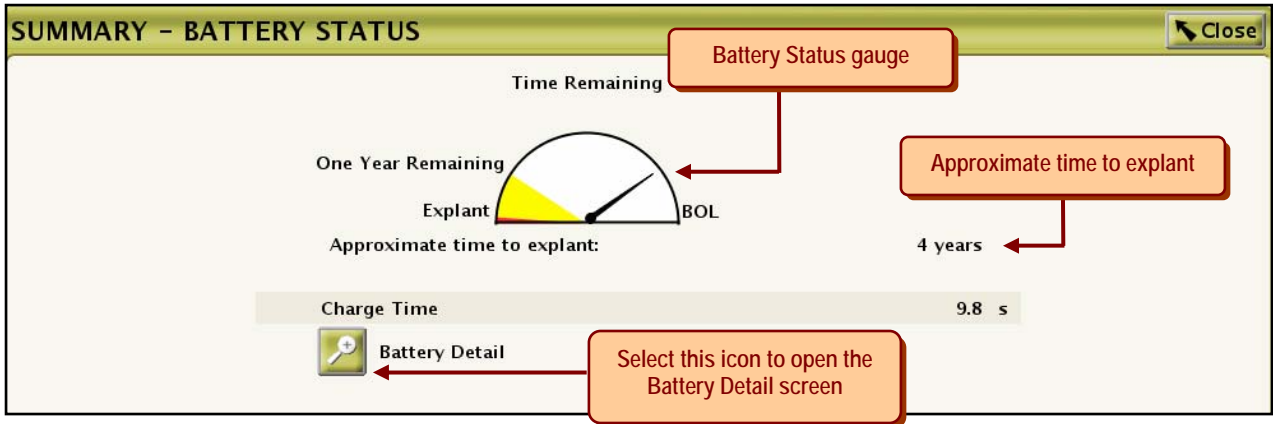


Figure 2. Battery Status screen.

NOTE: Device functionality is restricted at the end of the device life. For device behaviors associated with a specific battery status, refer to device labeling or the **A Closer Look** article titled, “Boston Scientific ICD and CRT-D Device Replacement Indicators.”

Battery Information on the Battery Detail Screen

Selecting the Detail icon from the Battery Status screen allows the clinician to drill into the Battery Detail screen (Figure 3). This screen presents battery-usage information that may be helpful when troubleshooting device performance or assessing the longevity impact of device programming/reprogramming.

- 1 Last Delivered Shock—includes date/time delivered, energy delivered, charge time, and shock impedance.
- 2 Beep When Explant is Indicated—can be programmed to On or to Off. If this feature is programmed to On, the device will emit 16 audible beeping tones every six hours after a battery status of Explant is reached.
- 3 Last Capacitor Re-form—includes date and charge time for the last capacitor re-form, and permits command of a manual capacitor re-form.
- 4 Charge Remaining—describes the remaining battery capacity (reported in ampere-hours).
- 5 Power Consumption—an average daily use of power at current programmed settings. The power consumption value is recalculated if any of the following programmed parameters are adjusted—Pacing Amplitude, Pacing Pulse Width, Lower Rate Limit, Brady Pacing Mode, Max Sensor Rate.
- 6 Power Consumption Percentage—a comparison of *current* power consumption to the power consumption used to generate longevity quotes in device system guides. In the example shown in Figure 3, the implanted device is currently using 96% of the power used to derive the longevity estimate provided in product labeling longevity tables. Therefore, the example device may have a slightly longer life than projected in labeling. *This can be used to assess the longevity impact of various programming changes.*

NOTE: If programming changes are made, the device will recalculate power consumption and power consumption percentage. However, the device may require 30 days of data to accurately reflect power consumption at the new settings, but will provide a reasonable approximation after a couple weeks of use.

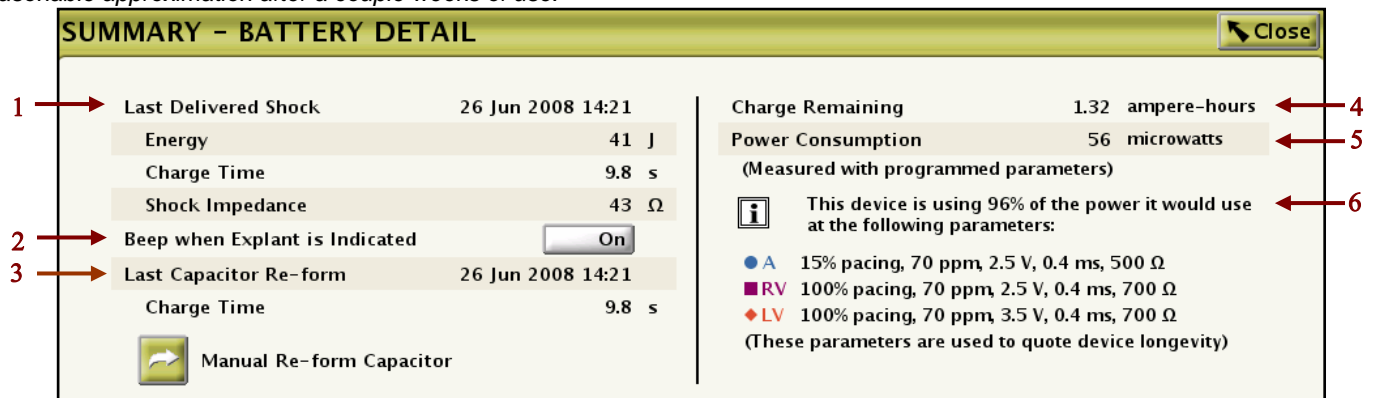


Figure 3. Battery Detail screen.