


Life after prostate cancer

Insights to help you live life restored



Hope. Recovery. Support.

Every year, more than 1.1 million men are diagnosed with prostate cancer globally. It is the second most commonly diagnosed cancer in men worldwide.¹ If detected early, prostate cancer is usually curable.

Like many men, you have undergone surgical treatment for your prostate cancer. Advances in surgical techniques have allowed surgeons to successfully operate on a growing number of patients, and surgery offers the greatest chance for cure for localized prostate cancer.²

On the following pages you will find important information about what to expect after your surgery. You can refer to these tools to track your progress and learn about support resources as you move through recovery.

Recovering bladder control and erections

In order to remove the cancer, the nerves or muscles in your body that help control your urine flow and enable you to get an erection may have been damaged. Most men are understandably concerned about their ability to regain bladder control and erections following their prostate surgery.

While men often leak urine (experience incontinence) immediately following surgery, the leakage usually tapers off within several weeks or months.³ When incontinence persists beyond six to twelve months, you should consult your doctor.

The same is true for erectile dysfunction (ED). ED is known to be a potential complication following prostate cancer treatment. With the advent of nerve-sparing procedures, some men may regain their existing erectile function. The journey is different for every man, and some may not recover their ability to have a natural erection.

The good news is that there are multiple treatment options for incontinence and ED.

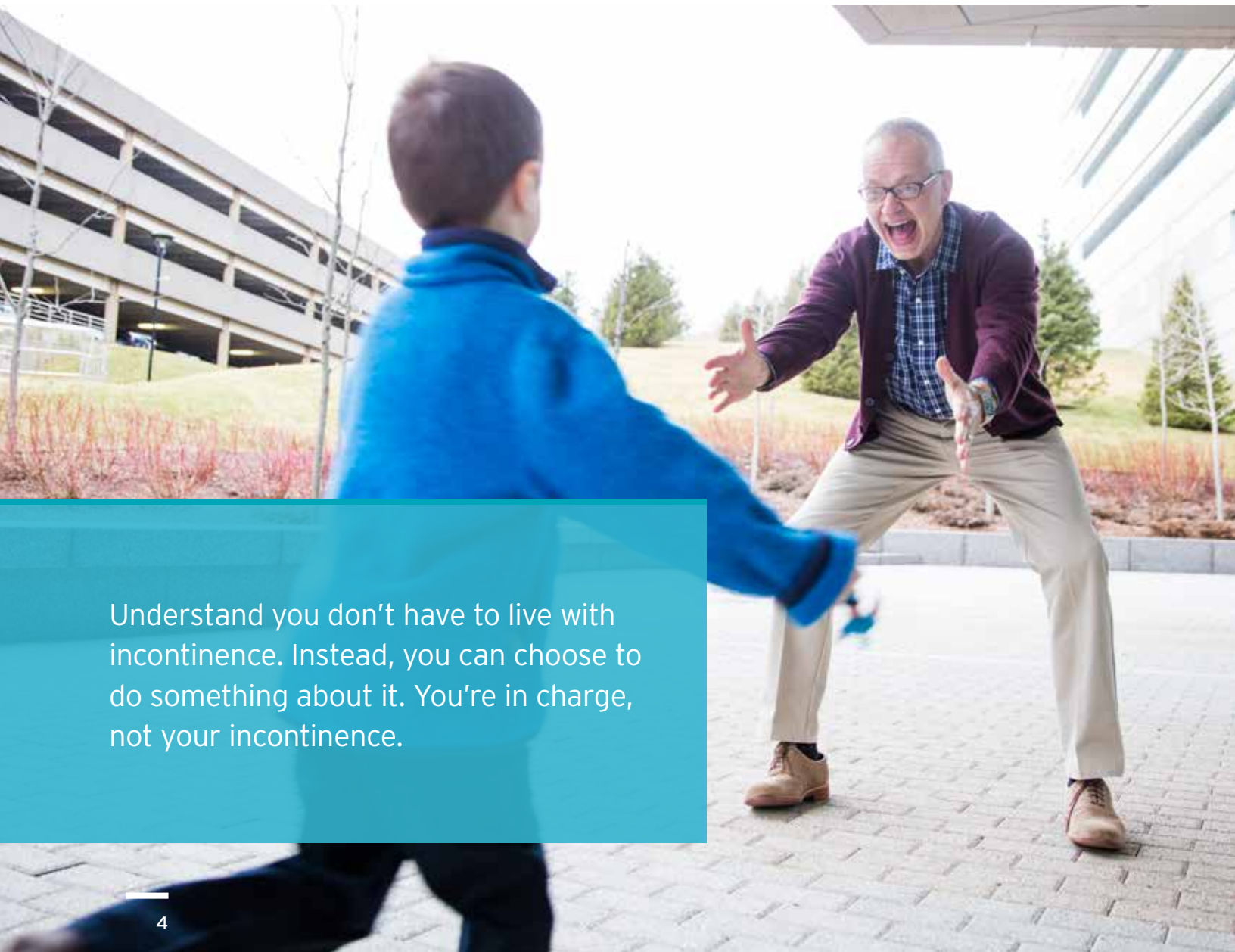
A photograph of a man and a woman, likely a couple, looking down at a document or book together. The man is in the foreground, slightly out of focus, wearing a light-colored jacket. The woman is behind him, also looking down, wearing a blue top. The image is split horizontally by a solid orange band containing text.

Prostate cancer is a journey. Now it's your time to be in the driver's seat with your recovery.

Regaining continence

Prostate cancer surgery may cause weakness in the pelvic floor muscles and the urinary sphincter that normally control urine flow. Once the catheter is removed after your surgery, you may experience symptoms ranging from light urine leakage (a few drops when you exercise, cough or sneeze) all the way to a complete inability to control your urination.

Continence tends to improve over time. While every man's situation is different, many find they are continent within six to twelve months after surgery. Recovery can be impacted by factors such as your age, your general physical health, and the degree to which you had full bladder control before the surgery. If after six to twelve months the symptoms persist, consider contacting your doctor.⁴



Understand you don't have to live with incontinence. Instead, you can choose to do something about it. You're in charge, not your incontinence.

Short-term solutions

Until urinary control returns, using absorbent pads or special absorbent underwear can help. Your doctor will also likely encourage you to perform regular pelvic floor/Kegel exercises. These isolate and strengthen the pelvic floor muscles and can help men regain bladder control following prostate surgery.⁵ It is important to do the exercises correctly and regularly. It may help to work with a nurse or physical therapist on the exercises to ensure you are doing them properly and often enough. Some men use collection devices such as external or condom catheters or urine collection pouches to avoid accidental leakage. In the weeks and months following your surgery, talk to your doctor about your treatment options and your progress in regaining continence.



Long-term solutions

For those men who experience long-term incontinence, it's important to remember that there are effective solutions available that can restore your confidence, control and quality of life.

Injections - Injecting bulk-producing agents, such as collagen into the bladder neck, can help keep the urethra and bladder opening closed and may help prevent small leaks. Even if successful, repeated injections over time may be required to maintain continence.⁶

Male sling - The AdVance™ Male Sling System from AMS Men's Health is positioned in the body with a minimally invasive,⁷ surgical procedure for correcting stress urinary incontinence. A small "sling" made of synthetic mesh is placed inside the body through three small incisions. The sling supports the urethra, restoring normal bladder control.⁸ Most patients are continent immediately following the procedure.⁹

Artificial urinary sphincter - The AMS 800™ Urinary Control System is the "Gold Standard Treatment" for incontinence.^{10,11} This implantable device mimics the function of a healthy urinary sphincter, closing off the urethra in order to stop the flow of urine.¹² The procedure involves implanting an inflatable cuff around the urethra, which is inflated by a fluid-filled balloon that is placed behind the pelvic bone.¹³ A pump inside the scrotum allows the man to deflate the cuff when he needs to urinate. It will automatically re-inflate, firmly closing off the urethra, preventing leakage.¹³

Incontinence: Stress urinary incontinence (SUI) quiz

This short quiz helps evaluate your level of incontinence and can be a useful tool in discussing your progress with your doctor. For an online version of the quiz, visit www.fixincontinence.com/LAPCquiz

1. How long ago did you complete your prostate cancer treatment?

Years

Months

2. What prostate cancer treatment did you (or the person you care for) receive?

☐ Radical prostatectomy

☐ Radiation therapy

☐ Combination therapy (i.e., Radiation and surgery)

☐ Medication

☐ Other

3. How often do you (or the person you care for) leak urine?

Never

About once a week or less

Two or three times a week

About once a day

Several times a day

All the time

0

1

2

3

4

5

4. How much urine do you think (or the person you care thinks) usually leaks (whether protection is worn or not)?

None

A small amount

A moderate amount

A large amount

0

2

4

6

5. Overall, how much does leaking urine interfere with your (or the person you care for's) everyday life?

Not at all

A great deal

0

1

2

3

4

5

6

7

8

9

10

6. When do you (or the person you care for) leak urine? (select all that apply)

☐ Never

☐ Leaks when I am sleeping

☐ Leaks when I have finished urinating and am dressed

☐ Leaks before I can get to the toilet

☐ Leaks when I am physically active/ exercising

☐ Leaks for no obvious reason

☐ Leaks when I cough or sneeze

☐ Leaks all the time

7. What solutions have you (or the person you care for) tried to cope with your bladder leakage? (select all that apply)

☐ Lifestyle modifications (decrease liquid consumption, diet changes)

☐ Bladder muscle exercise regime (Kegels)

☐ Urinary catheter

☐ Pads or diapers

☐ Other

8. How would you (or the person you care for) feel if you (they) were to spend the rest of your life with your (their) current urinary condition the way it is now?

☐ Delighted

☐ Pleased

☐ Undecided, don't know

☐ Unhappy

☐ Terrible

Add the corresponding numbers from Questions 3, 4, and 5.

Bladder Leakage Score: _____

How common is incontinence following prostate cancer surgery?

Male patients who undergo a prostatectomy, the surgical removal of the prostate gland, may experience stress urinary incontinence (SUI) after their procedure. Studies indicate that as many as 50% of men report leakage due to SUI in the first few weeks following prostate surgery after removal of the catheter.¹⁴ Data suggests a range of 8%-63% of men will report some degree of SUI to be a significant problem one year after their prostatectomy.^{15,16}

Incontinence: Pad usage - weekly journal

Use this journal page to keep track of your pad usage. It will help you and your doctor evaluate your return to continence, and help to determine the best solutions for you.

Month

S

M

T

W

T

F

S

_____ week 1

_____ week 2

_____ week 3

_____ week 4

_____ week 5

_____ week 6

_____ week 7

_____ week 8

_____ week 9

_____ week 10

_____ week 11

_____ week 12

_____ week 13

_____ week 14

_____ week 15

_____ week 16

_____ week 17

Month

S

M

T

W

T

F

S

_____ week 18

_____ week 19

_____ week 20

_____ week 21

_____ week 22

_____ week 23

_____ week 24

_____ week 25

_____ week 26

_____ week 27

_____ week 28

_____ week 29

_____ week 30

_____ week 31

_____ week 32

_____ week 33

_____ week 34

Month

S

M

T

W

T

F

S

_____ week 35

_____ week 36

_____ week 37

_____ week 38

_____ week 39

_____ week 40

_____ week 41

_____ week 42

_____ week 43

_____ week 44

_____ week 45

_____ week 46

_____ week 47

_____ week 48

_____ week 49

_____ week 50

_____ week 51

For more information about male incontinence, go to: www.fixincontinence.com, a website sponsored by Boston Scientific Corporation.

Restoring your sexual health

Many men find that it takes months or over a year to regain their ability to have an erection, and some men find that their ability to have an erection does not return.¹⁷ Should the ED persist, there are both short-term and long-term solutions that can be considered, and you will want to discuss which solution may be right for you.

Penile rehabilitation¹⁸

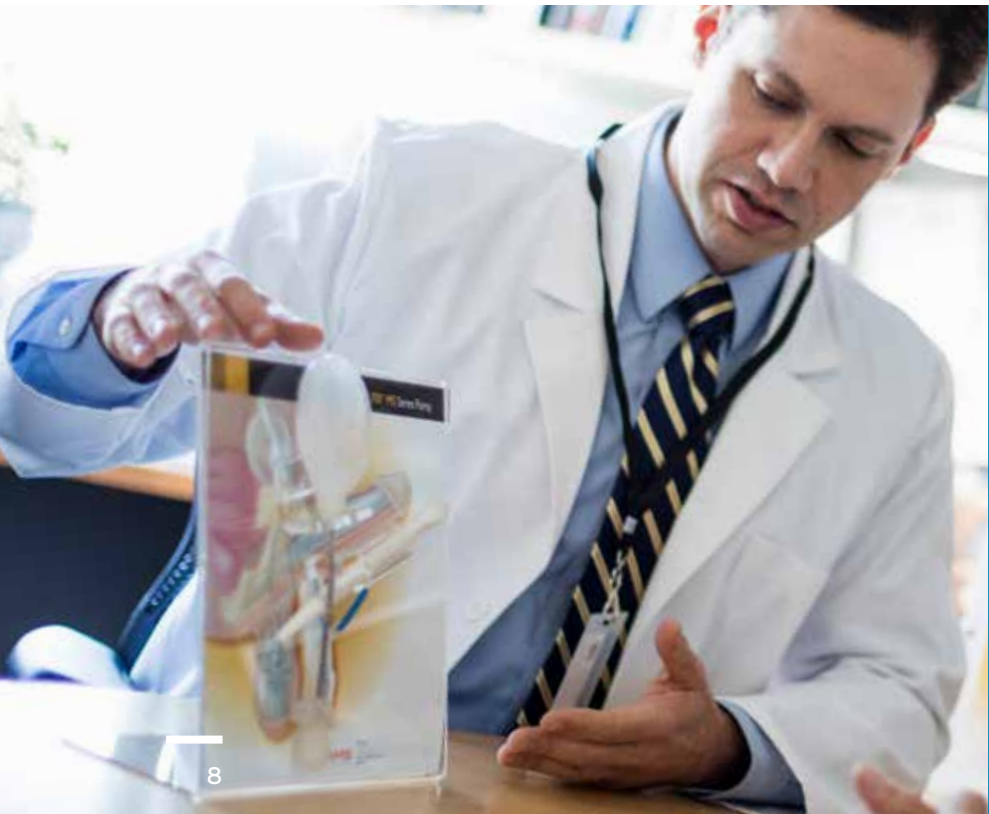
A penile rehabilitation program refers to a course of action designed to help the nerves responsible for erections recover after surgery, while maintaining the health of the penile tissue.

There are several factors that play a role in erection problems after prostate surgery. First of all, nerve damage can lead to erectile dysfunction. Even though your surgeon may have performed a “nerve sparing” operation, the techniques that are used to protect the erectile nerves may temporarily cause the nerves to be damaged and it may be more than a year before they recover.

Rehabilitation works for three reasons:

- 1. Gets more oxygen to the penis,
- 2. Keeps blood vessels healthy, and
- 3. Keeps muscles healthy.

Among 301 doctors from 41 countries, 84% performed or prescribed some form of penile rehabilitation. Your doctor will discuss the specifics of penile rehabilitation with you.



“ The penile implant changed my life in such a way that confidence is abundant. I do not have to worry about whether or not I’m going to be able to satisfy my partner.”

Treatment options

There are multiple treatment options available for ED. For some men, oral medications don’t work,¹⁹⁻²¹ so it’s important to know all of your options. Find a solution to regain the confidence, control and wholeness you seek with an active, satisfying sex life.

Oral medications - There are a number of prescription medications (for example, Viagra,[™] Cialis[™] and Levitra[™]) available that may improve blood flow to the penis. Combined with sexual stimulation, this may produce an erection. Drug therapy is usually a first-line treatment option for most men experiencing ED, and may be used in conjunction with other methods as well.²²

Injections & urethral suppositories - With injection therapy, a small needle is used to inject medication directly into the base of the penis.²² The medication allows blood to flow into the penis, creating an erection. Many men find this method effective, but the idea of regular injections can be difficult to accept. Another option, MUSE[™] is the same drug available in the form of a small pellet (suppository) that is inserted into the opening of the penis.²²

Vacuum pumps - Pumps mechanically enhance the flow of blood into the penis. A plastic cylinder is placed over the penis, and a pump (either manual or battery operated) creates vacuum suction within the cylinder, drawing blood into the penis to create an erection. A stretchable tension band placed at the base of the penis can help maintain the erection.²²

Penile implants - When drug treatments, injections and other non-surgical therapies are not successful or unsatisfactory in resolving ED, a penile implant may be a long-term, satisfying solution. An inflatable implant uses a pump surgically placed in the scrotum to inflate and deflate the penile implant. All components are completely concealed, and the implant allows for the ability to have an erection suitable for intercourse at any time. Another type of penile implant is the positionable or malleable implant. It provides ease of positioning, cosmetic concealment and rigidity for sexual intercourse.²²

An erection achieved with a penile implant can be safely maintained for as long as desired, which many men and their partners find adds to the quality of their sex life.



The journey to restored sexuality

For some men – and their partners – conservative treatments (vacuum pumps, injections, etc.) for ED may not be satisfying, and may affect the quality of their sex life. Surgical solutions provide more spontaneity. Whatever you are experiencing, it’s important to maintain open lines of communication.

Involve your partner in the decision making, talk about what you are feeling, and experiment with new ways of being intimate together. The journey might be a challenging one, but working through it may actually strengthen your love life in unique ways.

Sexual health: Sexual health inventory for men (SHIM)²³

This questionnaire is designed to help you and your doctor identify if you may be experiencing erectile dysfunction. If you are, you may choose to discuss treatment options with your doctor. Each question has several possible responses. Circle the number of the response that best describes your own situation. Please be sure that you select one and only one response for each question. For an online version of the quiz, visit www.EDCure.org/quiz

1. Over the past 6 months, how do you rate your confidence that you could get and keep an erection?

Very low

Low

Moderate

High

Very high

1

2

3

4

5

2. When you had erections with sexual stimulation, how often were your erections hard enough for penetration?

No sexual activity

Almost never or never

A few times

Sometimes

Most times

Almost always or always

0

1

2

3

4

5

3. During sexual intercourse, how often were you able to maintain your erection after you had penetrated your partner?

Did not attempt intercourse

Almost never or never

A few times

Sometimes

Most times

Almost always or always

0

1

2

3

4

5

4. During sexual intercourse, how difficult was it to maintain your erection to completion of intercourse?

Did not attempt intercourse

Extremely difficult

Very difficult

Difficult

Slightly difficult

Not difficult

0

1

2

3

4

5

5. When you attempted sexual intercourse, how often was it satisfactory for you?

Did not attempt intercourse

Almost never or never

A few times

Sometimes

Most times

Almost always or always

0

1

2

3

4

5

Total Score: _____

The Sexual Health Inventory for Men (SHIM) classifies ED severity with the following breakpoints:

1-7: Severe ED

8-11: Moderate ED

12-16: Mild-moderate ED

17-21: Mild ED

22-25: No ED

6. Check any ED treatments you have tried:

☐ Pills/Medication

☐ Vacuum Device

☐ Injection Therapy

☐ MUSE™

☐ Other

EDCure.org is a website sponsored by Boston Scientific Corporation.

Erectile dysfunction (ED) following major pelvic surgery is not uncommon. The nerves that control an erection lie very close to the prostate, and may be injured by being cut or separated from the prostate during surgery. This may cause temporary or permanent difficulty in achieving an erection, although sexual desire is not usually affected. After prostate cancer surgery, most men can still experience an orgasm (climax) but no ejaculation.²⁴

Sexual health: Frequency of intimacy

Keeping track of your sexual experience post-surgery can be helpful for you and your doctor as you evaluate your erectile function. Use this journal page to make note of every attempt or occurrence of sexual activity (including intercourse as well as masturbation). Note whether attempts were unsuccessful (U) or successful (S) and/or the quality of your erections (bad/none=QB, poor/partial=QP, fair/full=QF or good/rigid=QG).

Month

S

M

T

W

T

F

S

week 1

week 2

week 3

week 4

week 5

week 6

week 7

week 8

week 9

week 10

week 11

week 12

week 13

week 14

week 15

week 16

week 17

Month

S

M

T

W

T

F

S

week 18

week 19

week 20

week 21

week 22

week 23

week 24

week 25

week 26

week 27

week 28

week 29

week 30

week 31

week 32

week 33

week 34

Month

S

M

T

W

T

F

S

week 35

week 36

week 37

week 38

week 39

week 40

week 41

week 42

week 43

week 44

week 45

week 46

week 47

week 48

week 49

week 50

week 51

Global resources

American Cancer Society is the nationwide, community-based, voluntary health organization dedicated to eliminating cancer as a major health problem by preventing cancer, saving lives and diminishing suffering from cancer, through research, education, advocacy and service.
www.cancer.org

Urology Care Foundation (UCF) formerly known as American Urological Association Foundation is the premier professional association for the advancement of urologic patient care. UCF offers a wealth of patient education and information written and reviewed by urology experts.
www.urologyhealth.org

EDCure.org is a comprehensive resource for information about ED. You'll find plenty of information here to inspire and educate you and your spouse/partner on today's treatment options – including penile implants.
www.edcure.org

Healing Well is a social network and support community. You'll find information, resources and support, plus access to helpful forums and chat rooms where you can ask questions to members of the prostate cancer community.
www.healingwell.com

FixIncontinence.com provides you, your partner and medical professionals a place to not only learn about the condition of male urinary incontinence, but also to interact with others who are seeking similar information. It can be a useful tool in your search for information and treatment options to take control of your bladder.
www.fixincontinence.com

Prostate Cancer Research Institute's mission is to improve the quality of men's lives by supporting research and disseminating information that educates and empowers patients, families and the medical community.
www.prostate-cancer.org

Us TOO International Prostate Cancer Education & Support Network is a grassroots organization started in 1990 by prostate cancer survivors to serve prostate cancer survivors, their spouses/partners and families. This not-for-profit charitable organization is dedicated to communicating timely and reliable information enabling informed choices regarding detection and treatment of prostate cancer. Ultimately, Us TOO strives to enhance the quality of life for all those affected by prostate cancer.
www.ustoo.org

The mission of the **Continence Foundation of Australia** is to represent the interests of Australians affected by, or at risk of, bladder and bowel control problems and act as an advocate for their interests. The foundation aims to achieve bladder and bowel health in Australia primarily by their work with industry, patients and professionals to facilitate support services and provide evidence.
www.continence.org.au

Prostate Cancer Foundation of Australia (PCFA) is a broad based community organisation and the peak national body for prostate cancer in Australia. They are dedicated to reducing the impact of prostate cancer on Australian men, their partners, families and the wider community.
www.prostate.org.au

HardFacts.com.au is an educational resource for men seeking information regarding erectile restoration that aims to provide helpful information regarding treatment options and self-assessment tools. Here you can learn what to expect and how to get the help you need.
www.hardfacts.com.au

Prostate and pelvic health conditions can affect men of all ages, it really is never too early or too late to start taking preventive measures and educating yourself on your health. **ProstateHelp.com.au** can help arm you with everything you need to be able to make an informed decision and take educative steps towards restoring your quality of life.
www.prostatehelp.com.au

For almost 40 years the **European Association of Urology** (EAU) has addressed the most pressing issues of urological care in Europe, through its scientific and educational initiatives, as well as its publications. The EAU delivers training, stimulates research, organises exchanges and broadcasts information. More than 16,000 professionals have joined the EAU and together they create and explore numerous opportunities for professional growth and knowledge-sharing.
www.uroweb.org

The **European Association of Urology Nurses** (EAUN) is the representative body for European Urology Nurses. Its aims and objectives are to facilitate the continued development of urology nursing in all its aspects, including patient advocacy.
nurses.uroweb.org

With more than 9,000 members, the **European Association for Cancer Research**, founded in 1968, is Europe's largest member society for cancer research. The association enjoys particularly strong links with other European cancer societies and is a founding member of the European CanCer Organisation (ECCO). EACR has always had one guiding aim: The advancement of cancer research.
www.eacr.org

The **International Continence Society** (ICS) is a registered charity with a global health focus, which strives to improve the quality of life for people affected by urinary, bowel and pelvic floor disorders by advancing basic and clinical science through education, research and advocacy.
www.ics.org

Cancer.net provides timely, comprehensive, oncologist-approved information from the American Society of Clinical Oncology (ASCO), with support from the Conquer Cancer Foundation. Cancer.net brings the expertise and resources of ASCO to people living with cancer and those who care for and about them to help patients and families make informed healthcare decisions.
www.cancer.net/cancer-types/prostate-cancer

The **Brazilian Urology Society** (SBU) is a valuable resource both for physicians and patients based in Brazil and Latin America. This website offers a large amount of patient education materials and information written and reviewed by urology experts in Brazil.
www.sbu.org.br

The **American Confederation of Urology** (CAU) has a dedicated session to patients that brings urology anatomy images, disease states and treatment options.
www.caunet.org

The **Spanish Association Against Cancer** (AECC) is the nationwide association fighting cancer by leading efforts towards reducing the impact caused by cancer and improving the lives of those affected by cancer. AECC integrates patients, families, volunteers and professionals who work together to prevent, raise awareness, accompany people and fund cancer research projects that will allow better diagnosis and treatment of cancer.
www.aecc.es

The **German Society of Urology** (DGU) is a scientific society with the mission to develop the scientific and clinical urology in Germany, to represent urology and urologists externally as well as the training and education of students and already trained urologists in their further education/training. The overall aim is to ensure a technically excellent and comprehensive urologic care for the population in Germany. This goal requires continuous learning and innovation in many areas of urology.
www.urologenportal.de

Bundesverband Prostatakrebs Selbsthilfe E.V., the German Association of Prostate Cancer wants to understand the research and treatment options of prostate cancer to support the integration of the treatment into the clinical everyday work.
www.prostatakrebs-bps.de

Deutsche Kontinenz Gesellschaft E.V. is a medical-scientific society that has an interdisciplinary approach to support the prevention, diagnostic, treatment and care of urinary and fecal incontinence through training and educating doctors and patients.
www.kontinenz-gesellschaft.de

Frequently asked questions

How common is prostate cancer?

Worldwide, more than 1.1 million men are diagnosed with prostate cancer every year, making it the second most common cancer in men. Two thirds of newly diagnosed prostate cancer cases are in the developed regions of the world.

Are some men more likely to be diagnosed with prostate cancer?

Older men, African heritage, and men with a family history of the disease all have an increased likelihood of being diagnosed with the disease. The common age for all men at prostate cancer diagnosis is 66 years old.²⁵

How much does family history of prostate cancer increase my risk?

Men with a primary relative affected by prostate cancer (a brother or father) are more than two-fold as likely to develop the disease. Men with familial prostate cancer may develop the disease at an earlier age. They should begin testing with both the PSA blood test and the digital rectal examination at age 45 or even younger if they have multiple relatives with the disease.²⁶

How curable is prostate cancer?

In general, the earlier the cancer is caught, the more likely it is for the patient to remain disease-free after treatment. Because approximately 90% of all prostate cancers are detected in the local and regional stages, the survival rate for prostate cancer is very high – nearly 99% after five years.^{25,27}

What are the symptoms of prostate cancer?

If the cancer is caught at its earliest stages, most men will not experience any symptoms. Some men, however, will experience symptoms such as frequent, hesitant or burning urination, difficulty in having an erection, or pain or stiffness in the lower back, hips or upper thighs.²⁷

What are some of the side effects from removing a prostate?

The two most feared side effects of radical prostatectomy are loss of erections and urinary incontinence. These side effects can occur but there are successful treatment options available. Also, after total removal of the prostate, there is no ejaculation, although there is the sensation of climax and orgasm.²⁴

It’s been a year since my prostatectomy and I still have no control of my bladder. What can I do?

Over the course of the first year following surgery, continence returns in the majority of men. However, 8%-63% of men will report some degree of SUI to be a significant problem one year after their prostatectomy.^{15,16} After 12 months, if you are still suffering from SUI, you may want to seek out a urologist who specializes in restorative procedures.

Why don’t all men recover erectile function after surgery?

Post-operative erectile dysfunction is compounded in some patients by pre-existing risk factors that include: older age, cardiovascular disease, diabetes, cigarette smoking, physical inactivity and certain medications such as anti-hypertensive drugs or psychotropic medications.¹⁷

When can a man resume sexual activity after a prostate cancer surgery?

Sexual functioning can return after surgery – usually beginning within three to six months and then having continued improvement for two to three years. Erectile dysfunction can be treated with medication, vacuum erection devices, injections or with an implant.

Will I still be fertile after a radical prostatectomy?

There should be no seminal fluid after the prostatectomy, so you will no longer be fertile. Most men will still experience orgasm.²⁴

What are penile implants?

Penile implants are a safe, surgical treatment option, have a high degree of patient satisfaction and provide a very natural erection. Ask your doctor to provide you with more information about this option.

References

1. World Cancer Research Fund International. www.wcrf.org/. Accessed February 4, 2015.
2. Adolfsson J, Steineck G, Whitmore WF Jr. Recent results of management of palpable clinically localized prostate cancer. *Cancer*. 1993 Jul 15;72(2):310-22.
3. American Cancer Society. Surgery for Prostate Cancer. www.cancer.org/cancer/prostatecancer/detailedguide/prostate-cancer-treating-surgery. Accessed December 17, 2014.
4. Stanford JL, Feng Z, Hamilton AS, et al. Urinary and sexual function after radical prostatectomy for clinically localized prostate cancer: the Prostate Cancer Outcomes Study. *JAMA*. 2000 Jan 19;283(3):354-60.
5. Pedriali FR, Gomes CS, Soares L, et al. Is pilates as effective as conventional pelvic floor muscle exercises in the conservative treatment of post-prostatectomy urinary incontinence? A randomised controlled trial. *Neurourol Urodyn*. 2016 Jun;35(5):615-21.
6. Smith DN, Appell RA, Rackley RR, et al. Collagen injection therapy for post-prostatectomy incontinence. *J Urol*. 1998 Aug;160(2):364-7.
7. Bauer RM, Mayer ME, May F, et al. Complications of the AdVance Transobturator Male Sling in the treatment of male stress urinary incontinence. *Urology*. 2010 Jun;75(6):1494-8.
8. DeRidder D, Webster G. Clinical overview of the AdVance Male Sling in post-prostatectomy incontinence. *Eur Urol Supplements*. 2011 Jul;10(4):401-6.
9. Welk BK, Herschorn S. The male sling for post-prostatectomy urinary incontinence: a review of contemporary sling designs and outcomes. *BJU Int*. 2012 Feb;109(3):328-44.
10. James MH, McCammon KA. Artificial urinary sphincter for post-prostatectomy incontinence: a review. *Int J Urol*. 2014 Jun;21(6):536-43.
11. Biardeau X, Aharony S, AUS Consensus Group, et al. Artificial Urinary Sphincter: Executive Summary of the 2015 Consensus Conference. *Neurourol Urodyn*. 2016 Apr;35 Suppl 2:S5-7.
12. AMS 800™ Urinary Control System Instructions for Use. American Medical Systems, Inc. 2016.
13. AMS 800™ Urinary Control System Operating Room Manual. American Medical Systems, Inc. 2017.
14. Catalona WJ, Ramos CG, Carvalhal GF. Contemporary results of anatomic radical prostatectomy. *CA Cancer J Clin*. 1999 Sep-Oct;49(5):282-96.
15. Burgio K, Goode P, Urban DA, et al. Preoperative biofeedback-assisted behavioral training to reduce postprostatectomy incontinence: a randomized, controlled trial. *J Urol*. 2006 Jan;175(1):196-201.
16. Post-treatment issues. www.ustoo.org/post_treatment_issues.asp. Us TOO Prostate Cancer Education & Support Network Web site. Accessed June 29, 2011.
17. Catalona WJ. Sexual potency after a radical prostatectomy. www.drcatalona.com/qa/faq_rp-potency.asp. Urological Research Foundation. Accessed December 22, 2014.
18. Mulhall JP, Bivalacqua TJ, Becher EF. Standard operating procedure for the preservation of erectile function outcomes after radical prostatectomy. *J Sex Med*. 2013 Jan;10(1):195-203.
19. Viagra™ Prescribing Information, Pfizer Inc. Revised January 2010.
20. Cialis™ Prescribing Information, Lilly USA, LLC. Revised October 2011.
21. Levitra™ Prescribing Information, Bayer HealthCare Pharmaceuticals. Revised November 2011.
22. Erectile dysfunction (ED). www.auanet.org/content/education-and-meetings/med-stu-curriculum/ed.pdf. American Urological Association. Accessed January 21, 2013.
23. Cappelleri JC, Rosen RC. The Sexual Health Inventory for Men (SHIM): a 5-year review of research and clinical experience. *Int J Impot Res*. 2005 Jul-Aug;17(4):307-19.
24. Catalona WJ. Conditions after a radical prostatectomy. www.drcatalona.com/qa/faq_rp-conditions.asp. Accessed November 3, 2014.
25. SEER Stat Fact Sheets: Prostate Cancer. <http://seer.cancer.gov/statfacts/html/prost.html>. National Cancer Institute. Accessed December 17, 2014.
26. Familial prostate cancer: meta-analysis of risk and survey of screening behavior. *CA Cancer J Clin*. 2003;53:261-2.
27. Prostate cancer FAQs. www.pcf.org/site/c.1eJRIR0rEpH/b.5800851/k.645A/Prostate_Cancer_FAQs.htm. Prostate Cancer Foundation. Accessed October 26, 2014.

Brief summaries

Caution: U.S. Federal law restricts this device to sale by or on the order of a physician. **Caution:** The law restricts these devices to sale by or on the order of a physician. Indications, contraindications, warnings and instructions for use can be found in the product labeling supplied with each device. Information for use only in countries with applicable health authority registrations. Material not intended for use in France. Your doctor is your best source for information on the risks and benefits of the AdvVance™ Male Sling System. Talk to your doctor for a complete listing of risks, warnings and important safety information. The AdvVance™ Male Sling System is intended for the treatment of male stress urinary incontinence (SUI). Potential risks may include inability to urinate (urinary retention), return to incontinence and pain.

Caution: U.S. Federal law restricts this device to sale by or on the order of a physician. **Caution:** The law restricts these devices to sale by or on the order of a physician. Indications, contraindications, warnings and instructions for use can be found in the product labeling supplied with each device. Information for use only in countries with applicable health authority registrations. Material not intended for use in France. Your doctor is your best source for information on the risks and benefits of the AMS 800™ Urinary Control System. Talk to your doctor for a complete listing of risks, warnings and important safety information. The AMS 800™ Urinary Control System is intended for use in the treatment of male stress urinary incontinence (intrinsic sphincter deficiency) following prostate surgery. Men with diabetes, spinal cord injuries or skin infections may have an increased risk of infection. Some AMS 800 devices contain an antibiotic (InhibiZone™ Antibiotic Surface Treatment). The device may not be suited for patients who are allergic to the antibiotics contained within the device (rifampin, minocycline or other tetracyclines) or have systemic lupus. Potential risks may include: device malfunction/failure leading to additional surgery, wearing away/loss of tissue (device/tissue erosion), inability to urinate (urinary retention), infection, and pain/soreness.

Caution: U.S. Federal law restricts this device to sale by or on the order of a physician. **Caution:** The law restricts these devices to sale by or on the order of a physician. Indications, contraindications, warnings and instructions for use can be found in the product labeling supplied with each device. Information for use only in countries with applicable health authority registrations. Material not intended for use in France. Your doctor is your best source for information on the risks and benefits of the AMS 700™ with MS Pump™ Inflatable Penile Prosthesis. Talk to your doctor for a complete listing of risks, warnings and important safety information. The AMS 700™ with MS Pump™ Inflatable Penile Prosthesis is intended for use in the treatment of male erectile dysfunction (impotence). Implanting a penile prosthesis will damage or destroy any remaining ability to have a natural erection, as well as make other treatment options impossible. Men with diabetes, spinal cord injuries or skin infections may have an increased risk of infection. Implantation may result in penile shortening, curvature or scarring. Some AMS 700 devices contain an antibiotic (InhibiZone™ Antibiotic Surface Treatment). The device may not be suited for patients who are allergic to the antibiotics contained within the device (rifampin, minocycline or other tetracyclines) or have systemic lupus. Potential risks may include: device malfunction/failure leading to additional surgery, device migration potentially leading to exposure through the tissue, wearing away/loss of tissue (device/tissue erosion) infection, unintended-inflation of the device and pain/soreness.

Caution: U.S. Federal law restricts this device to sale by or on the order of a physician. **Caution:** The law restricts these devices to sale by or on the order of a physician. Indications, contraindications, warnings and instructions for use can be found in the product labeling supplied with each device. Information for use only in countries with applicable health authority registrations. Material not intended for use in France. Your doctor is your best source for information on the risks and benefits of the AMS Ambicor™ Inflatable Penile Prosthesis. Talk to your doctor for a complete listing of risks, warnings and important safety information. The AMS Ambicor™ Inflatable Penile Prosthesis is intended for use in the treatment of male erectile dysfunction (impotence). Implanting a penile prosthesis will damage or destroy any remaining ability to have a natural erection, as well as make other treatment options impossible. Men with diabetes, spinal cord injuries or skin infections may have an increased risk of infection. Implantation may result in penile shortening, curvature or scarring. Potential risks may include: device malfunction/failure leading to additional surgery, device migration potentially leading to exposure through the tissue, wearing away/loss of tissue (device/tissue erosion) infection, unintended-inflation of the device and pain/soreness.

Caution: U.S. Federal law restricts this device to sale by or on the order of a physician. **Caution:** The law restricts these devices to sale by or on the order of a physician. Indications, contraindications, warnings and instructions for use can be found in the product labeling supplied with each device. Information for use only in countries with applicable health authority registrations. Material not intended for use in France. Your doctor is your best source for information on the risks and benefits of the Spectra™ Concealable Penile Prosthesis. Talk to your doctor for a complete listing of risks, warnings and important safety information. The Spectra™ Concealable Penile Prosthesis is intended for use in the treatment of male erectile dysfunction (impotence). Implanting a penile prosthesis will damage or destroy any remaining natural ability to have a natural erection, as well as make other treatment options impossible. Men with diabetes, spinal cord injuries or skin infections may have an increased risk of infection. Implantation may result in penile shortening, curvature or scarring. Additional information is provided in the product Patient Manuals, available through your doctor.



AMS Men's Health is a brand owned by Boston Scientific Corporation.
300 Boston Scientific Way, Marlborough, MA 01752
www.amsmenshealth.com
All trademarks are the property of their respective owners.
©2018 Boston Scientific Corporation or its affiliates. All rights reserved.
MH-392818-AB MAR 2018