


QUICK REFERENCE GUIDE

1 Attaching the Locking Device to the Endoscope



- Attach so that the Locking Device sits flush against the side of the working channel port.
- Slide the Locking Device up or down the scope barrel so that the bottom of the Locking Device's angle head rests over the top of the Biopsy Cap.



- Place the strap around the scope tightly in a clockwise direction and connect it to the pin (as shown).


2 Separating the Guidewire

- See instructions on reverse side for RX pre-loaded Sphincterotome preparation and other RX Biliary devices.




- Lift the guidewire through slot in introducer and separate from the c-channel down to the biopsy cap.

3 Locking the Guidewire




- Lock the guidewire by pushing it behind and around the horizontal "Locking Arm", and then into either of the "Locking Anchors".

4 Completing Device Exchange



- Withdraw the RX Biliary System device until the device tip contacts the locked wire.
- Unlock the guidewire from the Locking Device.
- Perform an exchange until the device is fully past the Locking Device.



- Lock the guidewire into the Locking Device.

RX Biliary System™

A difference you can feel.™

RX DEVICE PREPARATION

1 RX Pre-loaded Sphincterotome Prep

- Remove metal stylet carefully.
- Push guidewire out and dip the hydrophilic end in water.
- “Optional based on physician preference”:
 - Pull guidewire back until the tip is 2cm in the sphincterotome
 - Unpackage the sphincterotome, and hand it to the physician without any coils or loops.

2 RX Stone Extraction Balloon Prep

- Pull syringe all of the way back, attach to the catheter, and test balloon.
- Prime injection port with contrast.
- Remove plastic mandrel flag.
- Backload onto guidewire.

3 RX Cytology Brush Prep

- Remove the flag brush protector from the tip of the Cytology Brush.
- Backload over the guidewire.

**Boston
Scientific**
Advancing science for life™

Boston Scientific Corporation
One Boston Scientific Place
Natick, MA 01760-1537
www.bostonscientific.com/endo-resources

Ordering Information
1.888.272.1001

©2013 Boston Scientific Corporation
or its affiliates. All rights reserved.

ENDO-177102-AA August 2013

RX Biliary devices mentioned here are general in nature, and apply to each individual product code within these generalized product portfolios. For more details on each device, please consult that device's Directions For Use.

RX Biliary System is an unregistered trademark of Boston Scientific Corporation or its affiliates.

Indications, Contraindications, Warnings and Instructions for Use can be found in the product labeling supplied with each device.

CAUTION: Federal (USA) law restricts this device to sale by or on the order of a physician.