

2020

Rhythm Management Product Performance Report

Q3 Edition

RESONATE™
FAMILY OF ICDs AND CRT-Ds



Emblem™ MRI S-ICD
System



ACUITY™ X4
Quadripolar LV Lead



CRM Quality Pledge

I improve
the quality
of patient care
and all things
Boston Scientific

Advancing Science for Life.

For over forty years, meaningful innovation at Boston Scientific Rhythm Management has helped patients live healthier, longer lives. We are committed to providing performance data which are accurate, transparent and responsive to topics of contemporary clinical interest. This Q2 2020 report includes data through July 8, 2020.

Boston Scientific provides performance data for pulse generators and leads that meets or exceeds the 2014 revision of ISO 5841-2: 2014 (E), the AdvaMed Industry Guidance for Uniform Reporting of Clinical Performance, and addresses recommendations from the Heart Rhythm Society Task Force.

This report provides the most comprehensive presentation of rhythm management product performance data available, including:

- ✓ U.S. lead and pulse generator survival probability
- ✓ Worldwide malfunction counts and patterns
- ✓ Worldwide malfunctions during an implant procedure
- ✓ Acute (first month) lead observations
- ✓ Chronic (after first month) lead complications
- ✓ Reasons for out of service
- ✓ Return rates

Your feedback is always welcome, and plays a vital role in our effort to continuously improve our products and services, advancing science to transform the lives of our patients.

Sincerely,

Alexandra Naughton
Vice President, Quality Assurance

Medical Review Board

Ronald D. Berger, M.D., PhD

Professor of Medicine
Johns Hopkins University

Stephen R. Shorofsky, M.D., PhD

Professor of Medicine
University of Maryland, School of Medicine

Bruce S. Stambler, M.D.

Director, Cardiac Arrhythmia Research and Education
Piedmont Heart Institute, Atlanta, GA

Boston Scientific Reviewers

Alexandra Naughton

Vice President, Quality Assurance

Charles Kemper

Director, Quality Assurance

Olaf Hedrich, M.D.

Vice President of Medical Safety

Karin Niemeyer, M.S.

Senior Statistician

Editor

Steven Brillhart

Senior Data Analyst

Statistical Methodology

What Is Device Survival Probability?

Medical journals have traditionally used patient survival probability to display information on treatment option effectiveness. In the report, **pulse generator and lead** survival probabilities convey information about long-term performance of implantable cardiac rhythm management products.

Device survival probability shows the percentage of implanted devices that remain implanted and in service at various points in a product's service life, in the absence of competing risks, such as natural mortality or voluntary explants. Conceptually, a pulse generator of high reliability and large battery capacity or low current drain remains near 100% survival until eventually, normal battery depletion begins to cause significant numbers of devices to be removed, and the device survival probability drops rapidly. For example, a device survival probability of 99% indicates that within the stated implant duration, the pulse generator had a 1% risk of removal for battery depletion or for incurring a malfunction that required replacement. Survival probabilities are provided with and without normal battery depletions, depicted as "Battery Depletions and Malfunctions" and "Malfunctions Only," respectively.

Boston Scientific estimates survival probability in compliance with the 2014 revision of international standard ISO 5841-2: 2014 (E). Survival probability is calculated at a given time by separately estimating the probability of surviving each interval and multiplying the survival probabilities of all intervals through which a device has passed. To estimate the probability of surviving any interval, the number of units that successfully functioned during the interval is divided by the number of units exposed to malfunction/depletion during the interval. The number of units exposed is calculated using the actuarial method, where device suspensions in an interval are distributed uniformly across the interval. Reasons for device suspension from survival probability statistics are detailed in the report section entitled U.S. Reason for Out of Service.

Inclusion Criteria for Pulse Generator and Lead Survival Probability Datasets

Pulse generator survival probability is reported for U.S. implanted devices in product families that meet inclusion criteria described below. Lead survival probability is reported for the U.S. Registered Implant population for product families that meet inclusion criteria described below.

To be included in survival probability statistics, a device must first be successfully implanted (defined in this report as occurring upon pocket closure). Prophylactic device removals are tracked as part of the active population up until the time the device is removed from service; devices removed prophylactically and are not identified as malfunctions at the time of explant do not contribute to a reduction in survival probability. Reasons for device explant or out of service, if known, are provided in this report for each pulse generator product/product grouping.

Survival probabilities are based on devices registered as implanted in the U.S. Privacy laws in many other geographies preclude manufacturers from obtaining specific patient implant and explant information, thus device survival probabilities cannot be constructed from these data. Boston Scientific considers U.S. experience representative of worldwide performance. The Malfunction Details for leads and pulse generators reflect worldwide malfunctions, inclusive of U.S. data.

Criteria for inclusion of product families in this report are in compliance with the *AdvaMed Industry Guidance for Uniform Reporting of Clinical Performance of Pulse Generators and Leads*. Survival estimates are provided for product families once they have at least 10,000 cumulative U.S. implant

months. The minimum interval sample size is 200 U.S. implanted units. Pulse generator product families with fewer than 500 total remaining estimated active U.S. devices are not included in this report. Lead product families that received original U.S. market release approval twenty or more years ago are not included in this report.

Estimated Longevity information is provided for pulse generator products in the U.S. Survival Probability - Battery Depletions and Malfunctions graphs, depicted as a blue bar on the x axis for Years Implanted. The estimated longevity values from the Instructions for Use for each product family are used to construct the blue longevity bars on their U.S. Survival Probability graph. They represent the range of estimated longevity based on a variety of programmed settings and therapy usage.

Survival probability data are presented in tabular and graphical formats online at www.bostonscientific.com/ppr. Not all products may be approved for use in all geographies, as product approval is geography specific.

Worldwide distribution, U.S. registered implant, and U.S. estimated active implant numbers have been rounded to provide population size context.

To convey implant experience for a product family, U.S. approval dates are provided. The U.S. approval date listed is the earliest date Boston Scientific received approval for one or more of the models in the family.

Survival Probability – Battery Depletions and Malfunctions (Pulse Generators)

Reduction in survival probability for **pulse generators** is due to:

- Devices removed for normal battery depletion
- Device malfunctions occurring while implanted, as confirmed by returned product analysis

Survival Probability – Malfunctions Only (Pulse Generators)

Reduction in survival probability for **pulse generators** is due only to:

- Device malfunctions occurring while implanted, as confirmed by returned product analysis; premature battery depletions are considered device malfunctions.

In this case, normal battery depletions do not contribute to the reduction in survival probability; rather, reduction in survival probability is due only to confirmed pulse generator malfunctions. Furthermore, unconfirmed reports of premature battery depletions do not reduce “Malfunctions Only” survival probability. Put another way, this information depicts the percentage of confirmed malfunction-free devices remaining in service at various intervals in the product's service life, based on returned product analysis.

Survival Probability — Complications and Malfunctions (Leads)

The 2014 version of ISO 5841-2: 2014(E) outlines a methodology for lead survival probability inclusion. Boston Scientific has applied this methodology for survival probability to all lead families implanted as of May 2009 and forward. Worldwide malfunctions are not included for previous lead families.

Reduction in survival probability is due to:

- Leads and lead segments returned for analysis and determined to be non-compliant in form, fit, or function at any time while implanted
- Leads removed from service with reported complications 30 days or more post-implant, whether returned or not. See the Chronic Lead Complications Table in this report for the observations which are included.

Further Adjustments for Device and Lead Survival

Because underreporting of patient deaths unrelated to device function would result in overestimation of pulse generator or lead survival by overstating the number of devices in service, Boston Scientific addresses this underreporting in two ways. First, regular updates are obtained from the Social Security Administration about deceased persons and compared to Boston Scientific patient data to identify patients who have died but whose deaths had not been reported to Boston Scientific. Second, Boston Scientific uses 10% annual patient mortality as a baseline and adjusts reported patient deaths in any interval for which reports are less than the baseline rate. No adjustment is applied to account for underreporting of malfunctions, as the rate of underreporting is unknown.

Boston Scientific does not make statistical adjustments to account for underreporting of battery depletion. However, as mentioned earlier, Boston Scientific includes non-returned devices removed from service for battery depletion with no associated complaint as normal battery depletions.

Categorization of Malfunctions for Survival Probability Reporting

Malfunctions represent pulse generators and leads removed from service and confirmed through laboratory analysis to have operated outside the specified performance limits established by Boston Scientific while implanted and in service. Device damage occurring during or after explant, or caused by external factors including those warned against in product labeling (such as ionizing therapeutic radiation), are not reported as device malfunctions in survival data. Damage to a pulse generator caused by a lead malfunction is reported as a lead malfunction. Malfunctions are further classified according to their impact on therapy, as follows:

- **Malfunction With Compromised Therapy —**

The condition when a device is confirmed through laboratory analysis to have malfunctioned in a manner that compromised pacing or defibrillation therapy (including complete loss or partial degradation) while implanted and in service.

Examples include (but are not limited to): sudden loss of battery voltage; accelerated current drain such that low battery was not detected before loss of therapy; sudden malfunction during defibrillation therapy resulting in aborted therapy delivery; intermittent malfunction in which therapy is compromised while in the malfunction state.

- **Malfunction Without Compromised Therapy —**

The condition when a device is confirmed through laboratory analysis to have malfunctioned in a manner that did not compromise pacing or defibrillation therapy while implanted and in service. Malfunctions in which critical patient-protective pacing and defibrillation therapies remain available are included here.

Examples include (but are not limited to): error affecting diagnostic functions, telemetry function, data storage; malfunction of a component that causes the battery to lose power quickly enough to result in premature battery depletion, but slowly enough that the condition is detected through normal follow-up before therapy is lost; mechanical problems with connector header that do not affect therapy.

Categorization of Normal Battery Depletion for Survival Probability Reporting

Per the AdvaMed *Industry Guidance for Uniform Reporting of Clinical Performance of Pulse Generators and Leads*, **Normal Battery Depletion** is defined as the condition when:

- a) A device is returned with no associated complaint and the device has reached its elective replacement indicator(s) with implant time that meets or exceeds the nominal (50 percentile) predicted longevity at default (labeled) settings, or
- b) A device is returned and the device has reached its elective replacement indicator(s) with implant time exceeding 75% of the expected longevity using actual device settings and therapeutic use.

Boston Scientific includes within this count both returned *and non-returned* devices removed from service for battery depletion with no associated complaint. In conformance with the AdvaMed guidance document, Boston Scientific performs battery usage analysis, including battery status verification, on all devices returned without a complaint. We continue to include non-returned devices reported by our customers as being removed from service due to normal battery depletion within this count.

Boston Scientific CRM's Corrective and Preventive Actions (CAPA) System

Boston Scientific strives to provide implantable devices of high quality and reliability. However, these devices are not perfect and may exhibit malfunctions at a low rate of occurrence. Device performance information is received from many sources through various channels. Boston Scientific monitors information from many sources including suppliers, testing, manufacturing and field performance to identify opportunities for improvement.

When a device is returned to Boston Scientific, laboratory technicians and engineers assess overall device function and perform analysis using specific tests related to the clinical observation(s). Test results are compared to original manufacturing records and design intent. Clinical observations are added to laboratory findings to help determine cause of the clinical observation(s). Each discrete event is then compared to other similar-appearing events. If a pattern is detected, actions are taken to identify a common root cause, and improvements intended to improve product reliability and/or performance may be implemented. Observations from supplier data and internal manufacturing operations also lead to opportunities for improvement. Improvements, when made, may include design changes in existing or subsequent generations, manufacturing and supplier process modifications, software updates, educational communications, and/or labeling changes as examples. Improvement implementation may vary by geography due to various factors including regulatory review timing. They may not be applied to every product susceptible to the malfunction pattern and may not mitigate or eliminate the potential for additional malfunctions. In cases where an improvement is made to an approved product line, devices made without the improvement may continue to be distributed where such products meet our high reliability and performance standards, particularly when changes are incremental and in accordance with our overall philosophy of continuous product improvement.

Improvements are closely monitored for effectiveness. Boston Scientific informs regulatory bodies of each significant event that poses potential risk to patient health to meet regulatory obligations, and shares returned product investigation findings with physicians. The malfunction details section for pulse generators and leads includes a summary of these findings.

In summary, thorough investigation of internal and external data coupled with low trigger levels for improvements creates a continuous product improvement system that is very responsive to patient and physician needs. Boston Scientific is committed to sharing an accurate picture of product performance and addressing identified opportunities for improvement in a timely fashion for our customers.

Malfunction Details: Overview

Boston Scientific CRM pursues product quality and reliability with a passion. We therefore continuously monitor product performance to make improvements whenever possible. Worldwide Malfunction tables provide a count and description of malfunctions associated with the majority of actively in-service Boston Scientific products. Information presented is based on malfunctions reported to and analyzed by Boston Scientific. Each table contains malfunction counts listed by category, pattern and therapy availability.

Category

Malfunctions are categorized by the nature of their root cause. For example, a malfunction due to the software within a pulse generator is listed in the Software category. There are four pulse generator malfunction categories and four malfunction categories for leads (described below).

Patterns

Patients and physicians have asked for more access to Quality System details; therefore, we provide information on patterns of product performance. Patterns listed are informational and do not represent actions that need to be taken. Boston Scientific is committed to direct communication when predicted product performance fails to achieve design or performance expectations or when actions may be taken to improve patient outcomes. Malfunctions associated with product advisories are denoted. Refer to the Product Advisories section for more information.

Each pattern description includes:

- **Clinical Manifestation and Root Cause** – Malfunctions for each product are characterized according to root cause. Descriptions provide clinical observations and/or analysis findings associated with each malfunction pattern listed in this report. Malfunctions listed within “Other” either do not yet have an identified root cause, or are related to a proprietary product feature, such as connectors or seal rings.
- **Improvement Implementation** – All of the patterns listed are thoroughly investigated and analyzed. As part of Boston Scientific's process of continuous improvement, when possible, improvements have been or will be implemented in response to identified malfunction patterns. Improvements may include product design changes in existing or subsequent generations, manufacturing process modifications, software updates, educational communications or labeling changes. Improvement implementation may vary by geography due to various factors, including regulatory review timing. They may not be applied to every product susceptible to the malfunction pattern, and may not completely mitigate or eliminate the potential for additional malfunctions.

Pattern information in this report is dynamic. Pattern names, superscript number assignments and descriptions may all change from quarter to quarter; as Boston Scientific's investigations progress and improvements are implemented, updated information is provided.

Therapy Availability

Malfunctions are further classified according to their impact on therapy, as follows:

- **Malfunction With Compromised Therapy** – The condition when a device is confirmed through laboratory analysis to have malfunctioned in a manner that compromised pacing or defibrillation therapy (including complete loss or partial degradation) while implanted and in service. Examples include (but are not limited to): sudden loss of battery voltage; accelerated current drain such that low battery was not detected before loss of therapy; sudden malfunction during defibrillation therapy resulting in aborted therapy delivery; intermittent malfunction in which therapy is compromised while in the malfunction state.
- **Malfunction Without Compromised Therapy** – The condition when a device is confirmed through laboratory analysis to have malfunctioned in a manner that did not compromise pacing or defibrillation therapy while implanted and in service. Malfunctions in which critical patient-protective pacing and defibrillation therapies remain available are included here. Examples include (but are not limited to): error affecting diagnostic functions, telemetry function, data storage; malfunction of a component that causes the battery to lose power quickly enough to result in premature battery depletion, but slowly enough that the condition is detected through normal follow-up before therapy is lost; mechanical problems with connector header that do not affect therapy.

Pulse Generator Malfunctions

Pulse generator malfunctions represent devices removed from service and confirmed through laboratory analysis to have operated outside the performance limits established by Boston Scientific while implanted and in service. Device damage occurring during or after explant, or caused by external factors including those warned against in product labeling (e.g. therapeutic radiation), are not considered device malfunctions. Damage to a pulse generator caused by a lead malfunction is reported as a lead malfunction.

Lead Confirmed Malfunctions

Lead confirmed malfunctions represent leads removed from service and confirmed through laboratory analysis to have operated outside the performance limits established by Boston Scientific while implanted and in service. The Boston Scientific Product Performance Report is in compliance with the 2014 version of ISO 5841-2: 2 (E), Reporting of Clinical Performance of Populations of Pulse Generators or Leads. This version categorizes leads with reported complications which are taken out of service and returned, but for which no malfunction can be confirmed, as Chronic Lead Complications. This methodology also addresses the Recommendations from the Heart Rhythm Society Task Force on Lead Performance Policies and Guidelines.

Supporting Greater Return of Explanted Devices

The Heart Rhythm Society (HRS) Task Force on Device Performance Policies and Guidelines stated that knowledge, confidence, and trust in cardiac rhythm management devices can be strengthened through enhancing systems that increase the return of devices to the manufacturer. Boston Scientific CRM shares in this belief and supports the HRS-specified actions geared toward achieving the goal of greater device return to the manufacturer, including post-mortem device interrogation, explantation and return to the manufacturer.¹ Approximately 60% of ICD, CRT-D, and PM pulse generators are returned for analysis.

Help Us Provide You With More Complete Product Performance Data

Reporting Adverse Events

The data in this report reflect Boston Scientific's understanding of product performance. We acknowledge that there is underreporting. If you have product performance observations to report, please contact your local Boston Scientific sales representative or Boston Scientific's Technical Services department at:

United States: Phone 1.800.CARDIAC (1.800.227.3422) or 1.651.582.2698.

International: Please refer to the Country Offices List for local contact information.

E-mail: crmevent@bsci.com

Returning Products to Boston Scientific

Boston Scientific provides a Returned Products Kit (Model 6499) that includes proper forms, shipping/packaging (biohazard bags), and a prepaid shipping label. It can be ordered at no charge through Boston Scientific's Customer Service department at 1.800.CARDIAC (1.800.227.3422) or 1.651.582.2698, or you can order a Returned Products Kit online at www.bostonscientific.com/ppr.

¹Carlson et al. Recommendations from the Heart Rhythm Society Task Force. Heart Rhythm. October 2006; 3(special issue):1251 — 1252.




RESONATE/MOMENTUM/CHARISMA/VIGILANT CRT-D

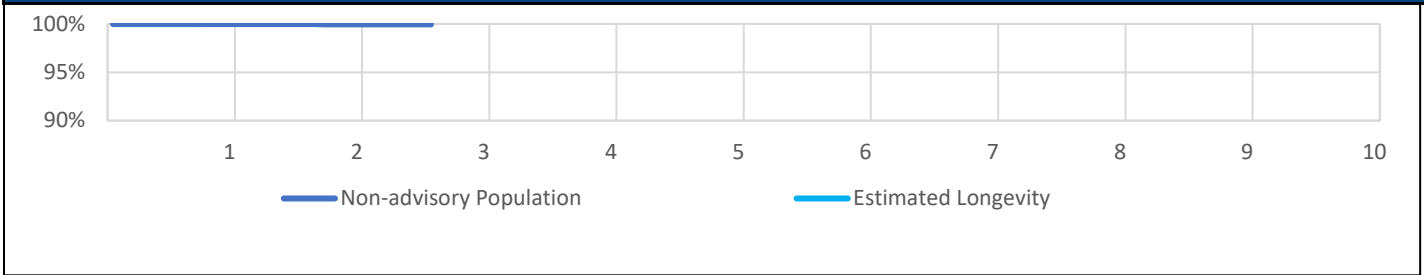
Models: G124/G125/G126/G128/G138/G224/G225/G228/G237/G247/G248/G324/G325/G347/G348/
G424/G425/G426/G428/G437/G447/G448/G524/G525/G526/G528/G537/G547/G548

US Summary			
US Registered Implants:	27,000	US Normal Battery Depletions:	2
US Approval Date:	September 2017	US Malfunctions:	5
US Estimated Active Implants:	26,000	Without Compromised Therapy:	5
		With Compromised Therapy:	-

Battery Depletions and Malfunctions



Malfunctions Only



US Survival Probability												
		Year	1	2	3	4	5	6	7	8	9	10
Non-Advisory Population	Depletions and Malfunctions		100.0%	99.9%	99.9%	--	--	--	--	--	--	--
Registered Implants:	Malfunctions Only		100.0%	100.0%	100.0%	--	--	--	--	--	--	--
	Effective Sample Size	27,000	12740	3005	201	--	--	--	--	--	--	--

@ 32 months

RESONATE/MOMENTUM/CHARISMA/VIGILANT CRT-D

Models: G124/G125/G126/G128/G138/G224/G225/G228/G237/G247/G248/G324/G325/G347/
G348/G424/G425/G426/G428/G437/G447/G448/G524/G525/G526/G528/G537/G547/G548

Worldwide Confirmed Malfunctions	6
Worldwide Distribution	52,000

	With Compromised Therapy	Without Compromised Therapy	Total
Electrical			
Integrated circuit (63)	0	2	2
Software			
Memory errors (51)	0	3	3
Other			
Non-patterned, other	0	1	1
Grand Total	0	6	6

References cited in table above ([link](#))

AUTOGEN CRT-D

Models: G160/G161/G164/G166/G168/G172/G173/G175/G177/G179

Worldwide Confirmed Malfunctions		18	
Worldwide Distribution		24,000	
	With Compromised Therapy	Without Compromised Therapy	Total
Electrical			
High voltage circuit component (62)	0	7	7
Integrated circuit (63)	2	4	6
Low-voltage capacitor (69)	0	1	1
Software			
Safety Core-unintended biventricular pacing (64)	0	1	1
Other			
Non-patterned, other	1	2	3
Grand Total	3	15	18

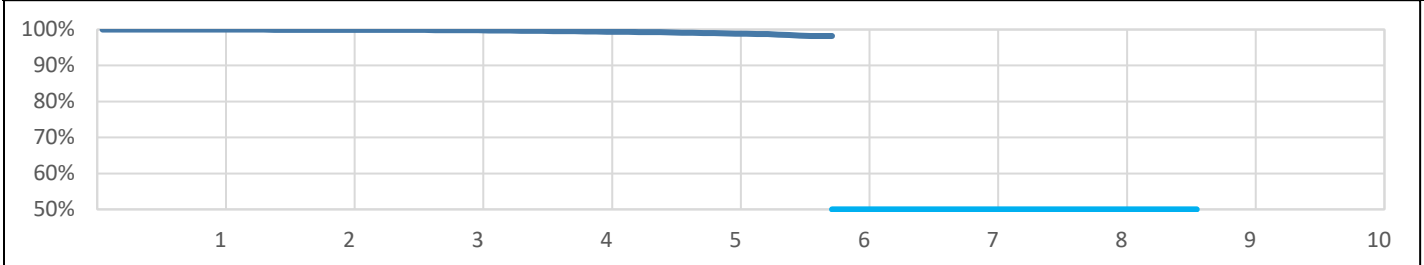
References cited in table above [\(link\)](#)

DYNAGEN/INOGEN/ORIGEN CRT-D

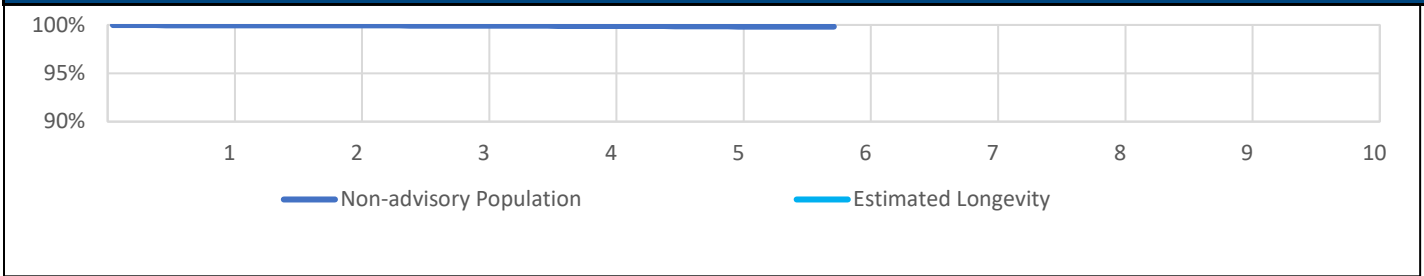
Models: G050/G051/G056/G058/G140/G141/G146/G148/G150/G151/G154/G156/G158

US Summary			
US Registered Implants:	67,000	US Normal Battery Depletions:	156
US Approval Date:	April 2014	US Malfunctions:	46
US Estimated Active Implants:	58,000	Without Compromised Therapy:	39
		With Compromised Therapy:	7

Battery Depletions and Malfunctions



Malfunctions Only



US Survival Probability											
	Year	1	2	3	4	5	6	7	8	9	10
Non-Advisory Population	Depletions and Malfunctions	100.0%	99.9%	99.8%	99.4%	99.0%	98.2%	--	--	--	--
Registered Implants:	Malfunctions Only	100.0%	99.9%	99.9%	99.9%	99.9%	99.8%	--	--	--	--
	67,000 Effective Sample Size	54604	41442	27021	13640	4181	307	--	--	--	--

@ 70 months

DYNAGEN/INOGEN/ORIGEN CRT-D

Models: G050/G051/G056/G058/G140/G141/G146/G148/G150/G151/G154/G156/G158

Worldwide Confirmed Malfunctions		69	
Worldwide Distribution		104,000	
	With Compromised Therapy	Without Compromised Therapy	Total
Electrical			
High voltage circuit component (62)	0	17	17
Integrated circuit (63)	3	11	14
Low-voltage capacitor (69)	0	6	6
High voltage capacitor (75)	1	1	2
Battery (53)	0	1	1
Software			
Memory errors (51)	2	18	20
Safety Core-unintended biventricular pacing (64)	0	2	2
Other			
Non-patterned, other	5	2	7
Grand Total	11	58	69

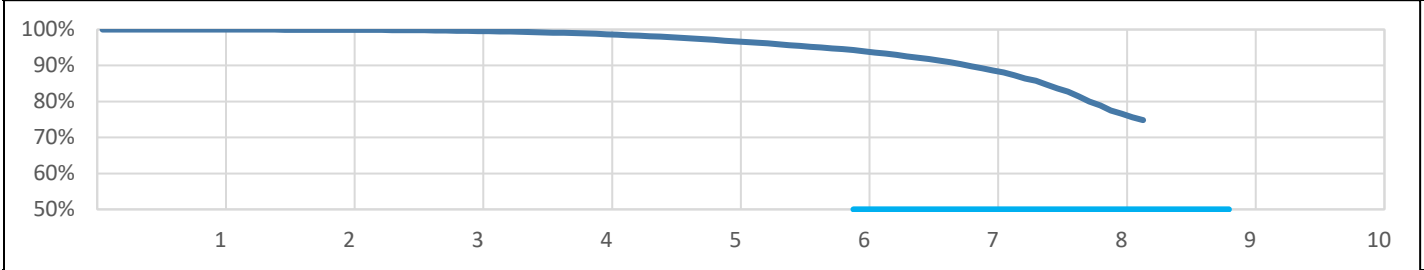
References cited in table above [\(link\)](#)

INCEPTA/ENERGEN/PUNCTUA CRT-D

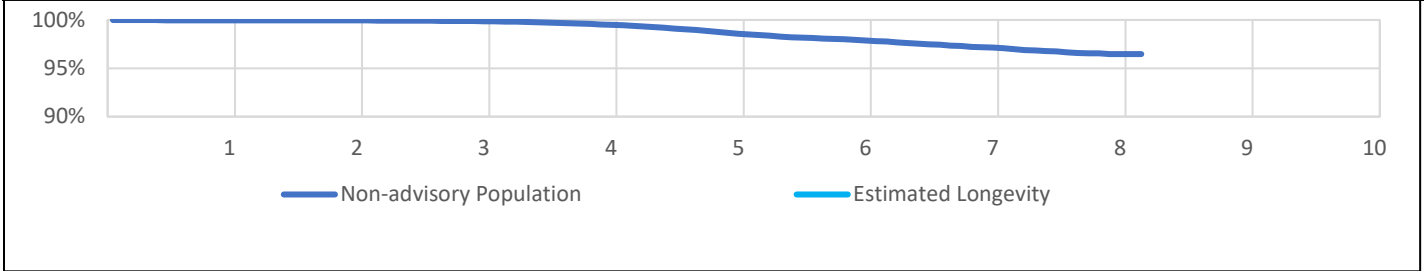
Models: N050/N051/N052/N053/N140/N141/N142/N143/N160/N161/N162/N163/N164/N165/P052/P053/P142/P143/P162/P163/P165

US Summary			
US Registered Implants:	53,000	US Normal Battery Depletions:	2,135
US Approval Date:	November 2011	US Malfunctions:	739
US Estimated Active Implants:	32,000	Without Compromised Therapy:	720
		With Compromised Therapy:	19

Battery Depletions and Malfunctions



Malfunctions Only



US Survival Probability												
		Year	1	2	3	4	5	6	7	8	9	10
Non-Advisory Population	Depletions and Malfunctions		100.0%	99.9%	99.6%	98.8%	96.9%	94.3%	89.3%	77.5%	74.8%	--
Registered Implants:	Malfunctions Only		100.0%	100.0%	99.9%	99.5%	98.7%	98.0%	97.2%	96.5%	96.5%	--
53,000	Effective Sample Size		46317	41471	37015	32707	27499	18824	8525	1417	362	--

@ 99 months

INCEPTA/ENERGEN/PUNCTUA CRT-D

Models: N050/N051/N052/N053/N140/N141/N142/N143/N160/N161/N162/N163/N164/N165/
P052/P053/P142/P143/P162/P163/P165

Worldwide Confirmed Malfunctions	1,190
Worldwide Distribution	81,000

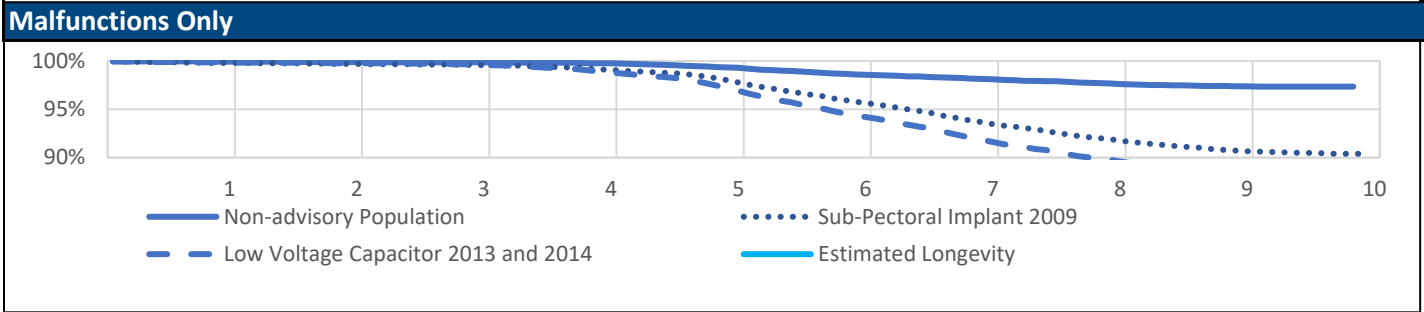
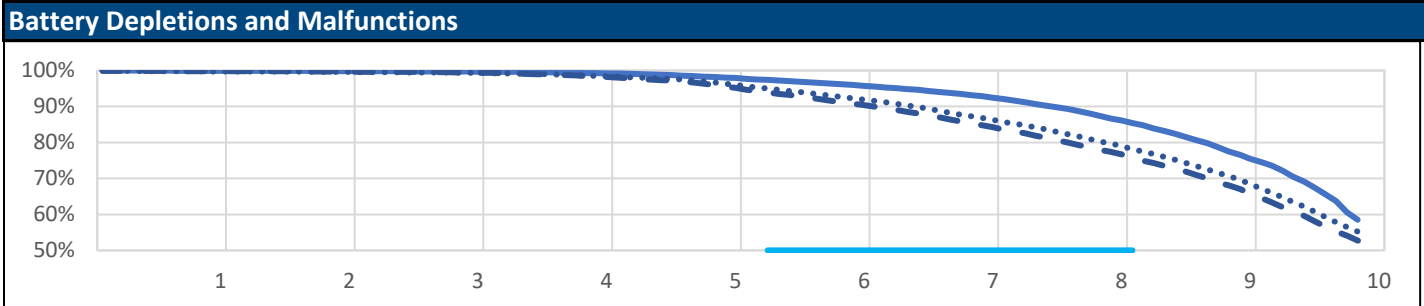
	With Compromised Therapy	Without Compromised Therapy	Total
Electrical			
Safety Core-electrocautery (42)	1	5	6
High-voltage capacitor (43)	5	0	5
Low-voltage capacitors (47)	0	1	1
Integrated circuit (50)	7	2	9
Battery (53)	1	9	10
Low-voltage capacitor (54)	5	1116	1121
Low-voltage capacitor (69)	0	5	5
Mechanical			
Transformer (38)	6	0	6
Software			
Memory errors (51)	0	8	8
Other			
Non-patterned, other	5	14	19
Grand Total	30	1160	1190

References cited in table above ([link](#))

COGNIS CRT-D

Models: N106/N107/N108/N118/N119/N120/P106/P107/P108

US Summary			
US Registered Implants:	75,000	US Normal Battery Depletions:	10,381
US Approval Date:	March 2008	US Malfunctions:	2,061
US Estimated Active Implants:	22,000	Without Compromised Therapy:	1,871
		With Compromised Therapy:	190



US Survival Probability											
	Year	1	2	3	4	5	6	7	8	9	10
Non-Advisory Population	Depletions and Malfunctions	99.9%	99.8%	99.7%	99.3%	98.0%	96.0%	92.9%	86.7%	76.6%	58.5%
Registered Implants:	Malfunctions Only	99.9%	99.9%	99.9%	99.8%	99.3%	98.6%	98.2%	97.7%	97.4%	97.3%
36,000	Effective Sample Size	31284	28057	25125	22407	19857	17374	14942	12203	5763	403

@ 119 months

COGNIS CRT-D

Models: N106/N107/N108/N118/N119/N120/P106/P107/P108

US Survival Probability (cont.)											
	Year	1	2	3	4	5	6	7	8	9	10
Subpectoral Implant 2009	Depletions and Malfunctions	99.8%	99.6%	99.4%	98.5%	96.3%	92.2%	86.9%	79.7%	69.7%	54.0%
Registered Implants:	Malfunctions Only	99.8%	99.7%	99.6%	99.1%	98.0%	95.8%	93.7%	91.9%	90.7%	90.4%
32,000	Effective Sample Size	27331	24224	21625	19201	16773	14298	11978	9753	7561	5169
Low Voltage Capacitor 2013 and 2014	Depletions and Malfunctions	99.8%	99.7%	99.5%	98.4%	95.6%	90.8%	84.8%	77.4%	67.0%	51.7%
Registered Implants:	Malfunctions Only	99.8%	99.8%	99.6%	98.9%	97.2%	94.4%	91.9%	89.8%	88.4%	88.1%
26,000	Effective Sample Size	22469	19948	17837	15793	13745	11609	9632	7793	5989	3717

*Devices subject to an advisory. Refer to the Advisories for more details. Devices may be part of more than one advisory.

COGNIS CRT-D

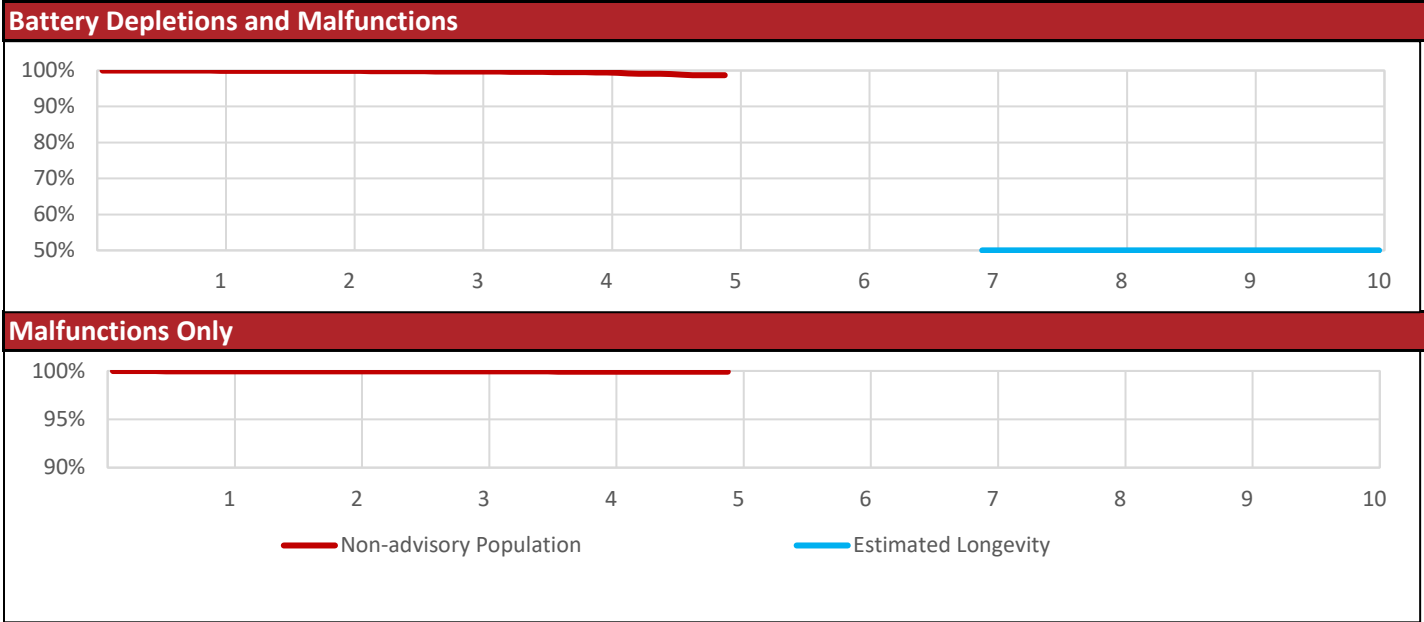
Models: N106/N107/N108/N118/N119/N120/P106/P107/P108

Worldwide Confirmed Malfunctions		2,899	
Worldwide Distribution		109,000	
	With Compromised Therapy	Without Compromised Therapy	Total
Electrical			
Low Voltage Capacitor 2014 - August 29, 2013 and September 17, 2014 Voluntary Physician Advisory (3)	81	1613	1694
Safety Core-electrocautery (42)	25	54	79
High-voltage capacitor (43)	6	1	7
Low-voltage capacitors (47)	0	7	7
Integrated circuit (50)	21	8	29
High voltage circuit (52)	1	0	1
Battery (53)	8	48	56
Low-voltage capacitor (54)	12	804	816
Low-voltage capacitor (69)	0	2	2
Mechanical			
Transformer (38)	9	0	9
Difficulty securing lead (41)	8	8	16
Header contacts (45)	8	10	18
Subpectoral implant 2009 - December 01, 2009 Voluntary Physician Advisory (6)	48	19	67
Header (74)	25	9	34
Software			
Safety Core-programming (46)	0	1	1
Alert messages not displayed post-EOL (48)	0	2	2
Memory errors (51)	2	15	17
Other			
Non-patterned, other	11	33	44
Grand Total	265	2634	2899

VISIONIST/VALITUDE

Models: U125/U128/U225/U226/U228

US Summary			
US Registered Implants:	31,000	US Normal Battery Depletions:	57
US Approval Date:	October 2014	US Malfunctions:	24
US Estimated Active Implants:	27,000	Without Compromised Therapy:	23
		With Compromised Therapy:	1



US Survival Probability											
Year		1	2	3	4	5	6	7	8	9	10
Non-Advisory Population	Depletions and Malfunctions	100.0%	99.9%	99.7%	99.5%	98.7%	--	--	--	--	--
Registered Implants:	Malfunctions Only	100.0%	99.9%	99.9%	99.9%	99.9%	--	--	--	--	--
31,000	Effective Sample Size	21955	14420	8405	3029	306	--	--	--	--	--

@ 60 months

VISIONIST/VALITUDE

Models: U125/U128/U225/U226/U228

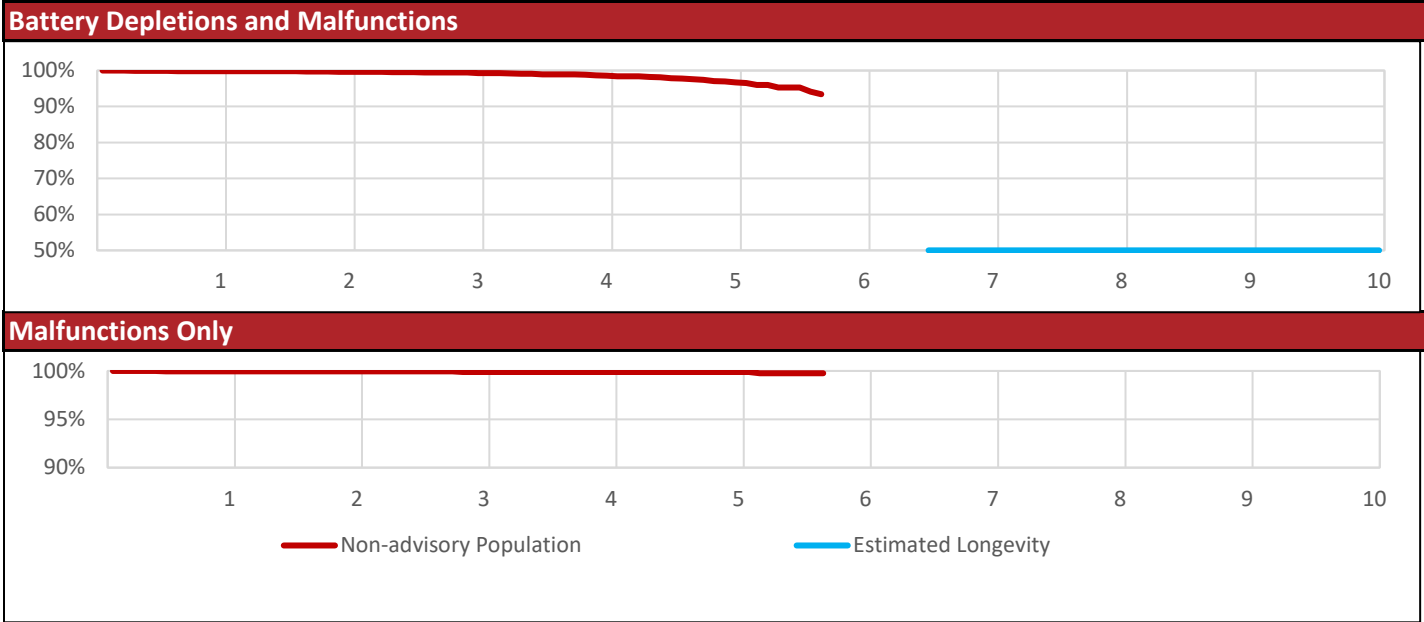
Worldwide Confirmed Malfunctions		32	
Worldwide Distribution		64,000	
	With Compromised Therapy	Without Compromised Therapy	Total
Electrical			
Low-voltage capacitors (47)	0	2	2
Integrated circuit (63)	1	5	6
Telemetry (68)	0	1	1
Hydrogen induced premature depletion - September 2018 (70)	0	12	12
Capacitor (67)	0	1	1
Software			
Memory errors (51)	0	4	4
Other			
Non-patterned, other	0	6	6
Grand Total	1	31	32

References cited in table above [\(link\)](#)

INTUA

Models: V272/V273/V282/V283/W272/W273

US Summary			
US Registered Implants:	3,000	US Normal Battery Depletions:	61
US Approval Date:	May 2013	US Malfunctions:	3
US Estimated Active Implants:	2,000	Without Compromised Therapy:	2
		With Compromised Therapy:	1



US Survival Probability											
Year		1	2	3	4	5	6	7	8	9	10
Non-Advisory Population	Depletions and Malfunctions	99.8%	99.6%	99.4%	98.7%	97.0%	93.4%	--	--	--	--
Registered Implants:	Malfunctions Only	100.0%	100.0%	99.9%	99.9%	99.9%	99.8%	--	--	--	--
3,000	Effective Sample Size	2272	2015	1781	1494	924	263	--	--	--	--

@ 69 months

INTUA

Models: V272/V273/V282/V283/W272/W273

Worldwide Confirmed Malfunctions	3
Worldwide Distribution	3,000

	With Compromised Therapy	Without Compromised Therapy	Total
Other			
Non-patterned, other	1	2	3
Grand Total	1	2	3

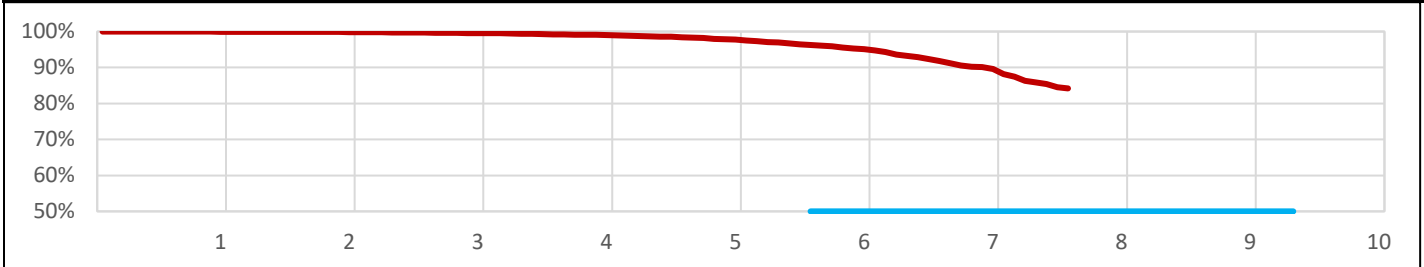
References cited in table above [\(link\)](#)

INVIVE


Models: V172/V173/V182/V183/W172/W173

US Summary			
US Registered Implants:	8,000	US Normal Battery Depletions:	306
US Approval Date:	May 2012	US Malfunctions:	17
US Estimated Active Implants:	5,000	Without Compromised Therapy:	16
		With Compromised Therapy:	1

Battery Depletions and Malfunctions



Malfunctions Only



US Survival Probability											
	Year	1	2	3	4	5	6	7	8	9	10
Non-Advisory Population	Depletions and Malfunctions	100.0%	99.9%	99.6%	99.1%	97.8%	95.3%	90.1%	84.2%	--	--
Registered Implants:	Malfunctions Only	100.0%	100.0%	100.0%	100.0%	99.9%	99.7%	99.5%	99.2%	--	--
	8,000 Effective Sample Size	6715	5995	5335	4720	3902	2707	988	237	--	--

@ 92 months

INVIVE

Models: V172/V173/V182/V183/W172/W173

Worldwide Confirmed Malfunctions	22
Worldwide Distribution	18,000

	With Compromised Therapy	Without Compromised Therapy	Total
Electrical			
Low-voltage capacitors (47)	1	0	1
Software			
Memory errors (51)	0	3	3
Other			
Non-patterned, other	3	15	18
Grand Total	4	18	22

References cited in table above ([link](#))

CONTAK RENEWAL TR 2

Models: H140/H145

Worldwide Confirmed Malfunctions	38
Worldwide Distribution	31,000

	With Compromised Therapy	Without Compromised Therapy	Total
Electrical			
Capacitor (15)	0	1	1
Mechanical			
Seal plug (19)	0	2	2
Setscrew block (25)	0	2	2
Seal plug (33)	0	1	1
Software			
Memory error (23)	0	1	1
Stored EGMs (28)	0	20	20
Other			
Non-patterned, other	1	10	11
Grand Total	1	37	38

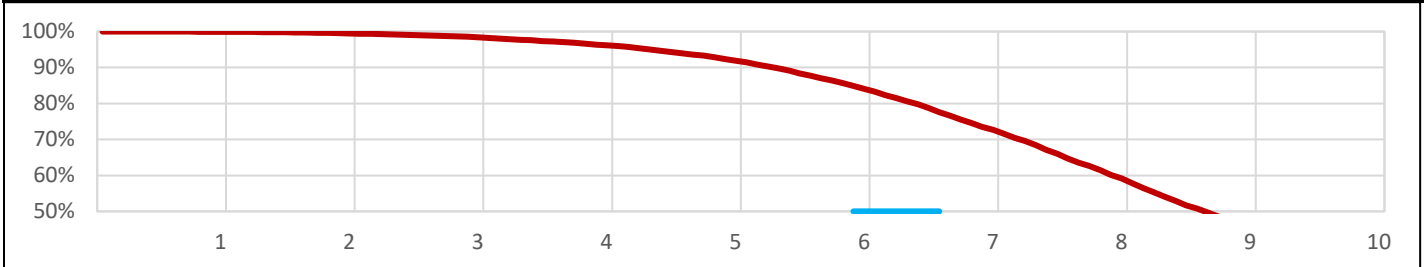
References cited in table above [\(link\)](#)

CONTAK RENEWAL TR


Models: H120/H125

US Summary			
US Registered Implants:	19,000	US Normal Battery Depletions:	4,130
US Approval Date:	January 2004	US Malfunctions:	67
US Estimated Active Implants:	3,000	Without Compromised Therapy:	66
		With Compromised Therapy:	1

Battery Depletions and Malfunctions



Malfunctions Only



US Survival Probability											
	Year	1	2	3	4	5	6	7	8	9	10
Non-Advisory Population	Depletions and Malfunctions	99.9%	99.5%	98.5%	96.4%	92.3%	84.8%	73.5%	60.1%	46.9%	37.2%
Registered Implants:	Malfunctions Only	100.0%	99.9%	99.9%	99.8%	99.8%	99.6%	99.5%	99.3%	99.0%	98.8%
	Effective Sample Size	15198	13170	11469	9931	8439	6859	5225	3624	1886	729

CONTAK RENEWAL TR

Models: H120/H125

Worldwide Confirmed Malfunctions 67
Worldwide Distribution 19,000

	With Compromised Therapy	Without Compromised Therapy	Total
Electrical			
Capacitor (15)	1	0	1
Low-voltage capacitor - June 23, 2006 Voluntary Physician Advisory (8)	0	1	1
Mechanical			
Seal plug (19)	0	5	5
Software			
Stored EGMs (28)	0	39	39
Other			
Non-patterned, other	0	12	12
Alert messages (31)	0	8	8
Magnet rate (44)	0	1	1
Grand Total	1	66	67


References cited in table above [\(link\)](#)

RESONATE/MOMENTUM/CHARISMA/VIGILANT ICD DR


Models: D121/D221/D233/D321/D333/D421/D433/D521/D533

US Summary			
US Registered Implants:	13,000	US Normal Battery Depletions:	3
US Approval Date:	July 2017	US Malfunctions:	3
US Estimated Active Implants:	12,000	Without Compromised Therapy:	2
		With Compromised Therapy:	1

Battery Depletions and Malfunctions



Malfunctions Only



US Survival Probability												
		Year	1	2	3	4	5	6	7	8	9	10
Non-Advisory Population	Depletions and Malfunctions		100.0%	99.8%	99.8%	--	--	--	--	--	--	--
Registered Implants:	Malfunctions Only		100.0%	100.0%	100.0%	--	--	--	--	--	--	--
	13,000 Effective Sample Size		3785	704	298	--	--	--	--	--	--	--

@ 27 months

RESONATE/MOMENTUM/CHARISMA/VIGILANT ICD DR

Models: D121/D221/D233/D321/D333/D421/D433/D521/D533

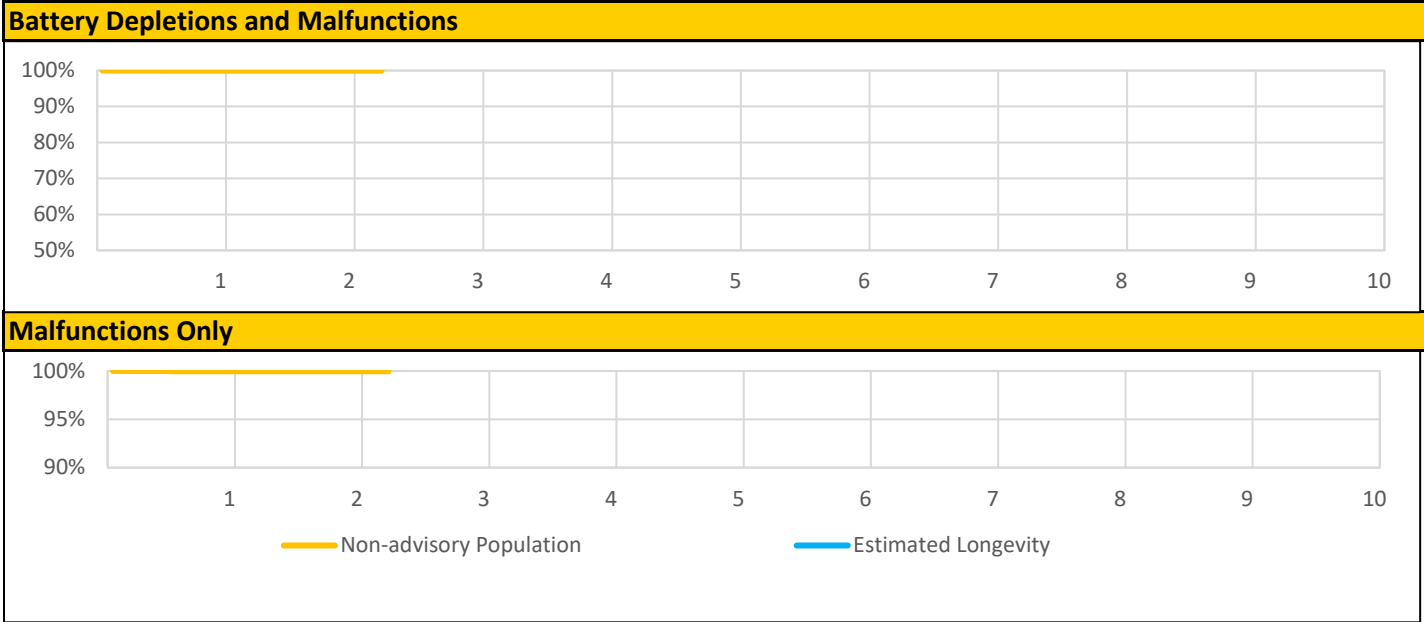
Worldwide Confirmed Malfunctions	3		
Worldwide Distribution	24,000		
	With Compromised Therapy	Without Compromised Therapy	Total
Electrical			
High voltage capacitor (75)	1	0	1
Other			
Non-patterned, other	0	2	2
Grand Total	1	2	3

References cited in table above [\(link\)](#)

RESONATE/MOMENTUM/CHARISMA/VIGILANT ICD VR

Models: D120/D220/D232/D320/D332/D420/D432/D520/D532

US Summary			
US Registered Implants:	8,000	US Normal Battery Depletions:	-
US Approval Date:	July 2017	US Malfunctions:	-
US Estimated Active Implants:	8,000	Without Compromised Therapy:	-
		With Compromised Therapy:	-



US Survival Probability												
		Year	1	2	3	4	5	6	7	8	9	10
Non-Advisory Population	Depletions and Malfunctions		100.0%	100.0%	100.0%	--	--	--	--	--	--	--
Registered Implants:	Malfunctions Only		100.0%	100.0%	100.0%	--	--	--	--	--	--	--
	8,000 Effective Sample Size		5307	996	264	--	--	--	--	--	--	--

@ 28 months

RESONATE/MOMENTUM/CHARISMA/VIGILANT ICD VR

Models: D120/D220/D232/D320/D332/D420/D432/D520/D532

Worldwide Confirmed Malfunctions	1		
Worldwide Distribution	20,000		
	With Compromised Therapy	Without Compromised Therapy	Total
Other			
Non-patterned, other	0	1	1
Grand Total	0	1	1

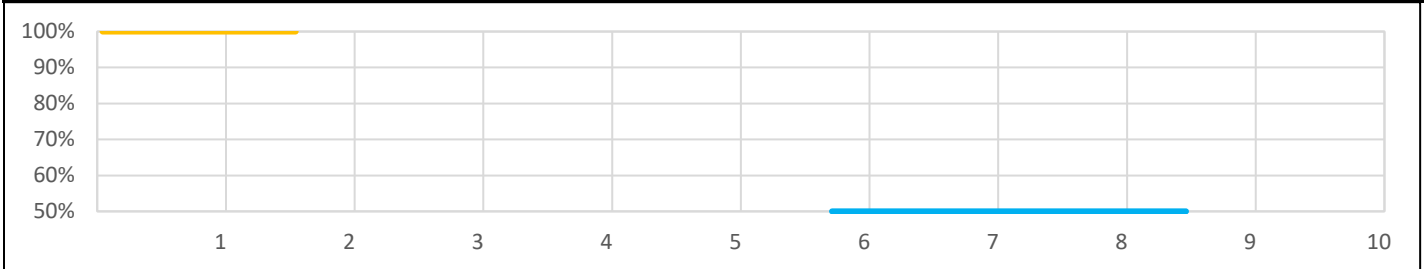
References cited in table above ([link](#))

PERCIVA DR


Models: D401/D413/D501/D513

US Summary			
US Registered Implants:	1,000	US Normal Battery Depletions:	-
US Approval Date:	July 2017	US Malfunctions:	-
US Estimated Active Implants:	1,000	Without Compromised Therapy:	-
		With Compromised Therapy:	-

Battery Depletions and Malfunctions



Malfunctions Only



US Survival Probability											
Year		1	2	3	4	5	6	7	8	9	10
Non-Advisory Population	Depletions and Malfunctions	100.0%	100.0%	--	--	--	--	--	--	--	--
Registered Implants:	Malfunctions Only	100.0%	100.0%	--	--	--	--	--	--	--	--
1,000	Effective Sample Size	564	210	--	--	--	--	--	--	--	--

@ 20 months

PERCIVA DR

Models: D401/D413/D501/D513

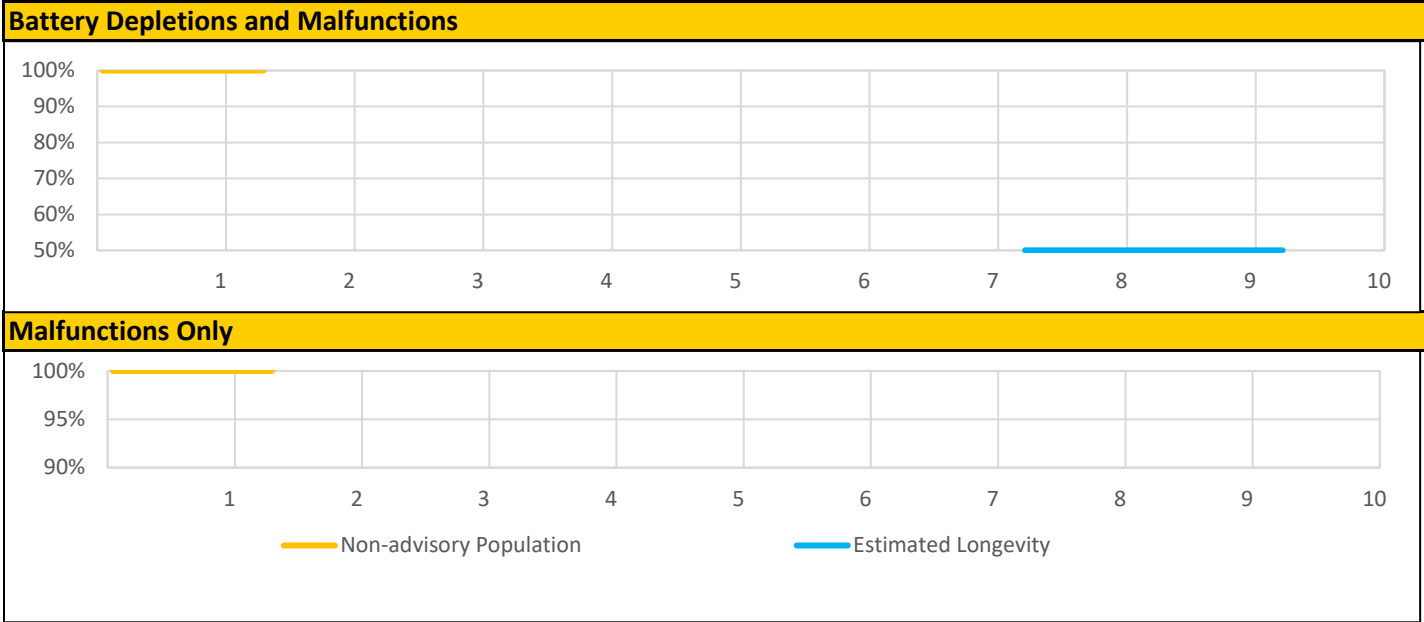
Worldwide Confirmed Malfunctions	0		
Worldwide Distribution	2,000		
	With Compromised Therapy	Without Compromised Therapy	Total
Other			
Non-patterned, other	0	0	0
Grand Total	0	0	0

References cited in table above ([link](#))

PERCIVA VR

Models: D400/D412/D500/D512

US Summary			
US Registered Implants:	1,000	US Normal Battery Depletions:	-
US Approval Date:	July 2017	US Malfunctions:	-
US Estimated Active Implants:	1,000	Without Compromised Therapy:	-
		With Compromised Therapy:	-



US Survival Probability											
Year		1	2	3	4	5	6	7	8	9	10
Non-Advisory Population	Depletions and Malfunctions	100.0%	100.0%	--	--	--	--	--	--	--	--
Registered Implants:	Malfunctions Only	100.0%	100.0%	--	--	--	--	--	--	--	--
1,000	Effective Sample Size	363	217	--	--	--	--	--	--	--	--

@ 17 months

PERCIVA VR

Models: D400/D412/D500/D512

Worldwide Confirmed Malfunctions	0		
Worldwide Distribution	2,000		
	With Compromised Therapy	Without Compromised Therapy	Total
Other			
Non-patterned, other	0	0	0
Grand Total	0	0	0

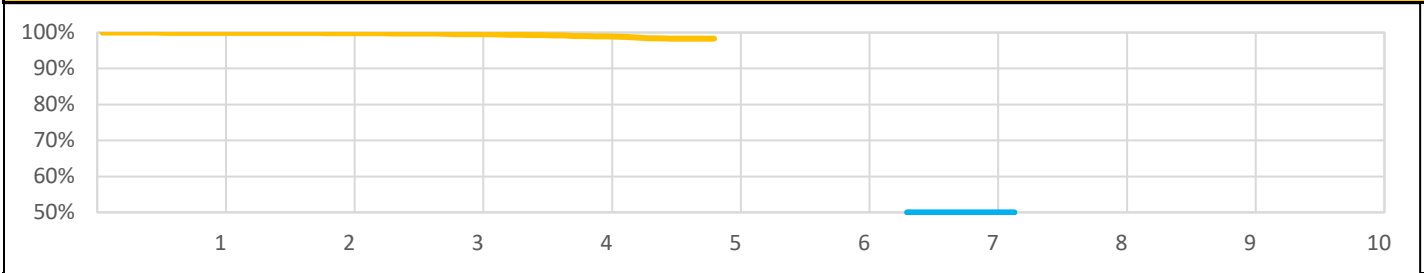
References cited in table above ([link](#))

EMBLEM S-ICD

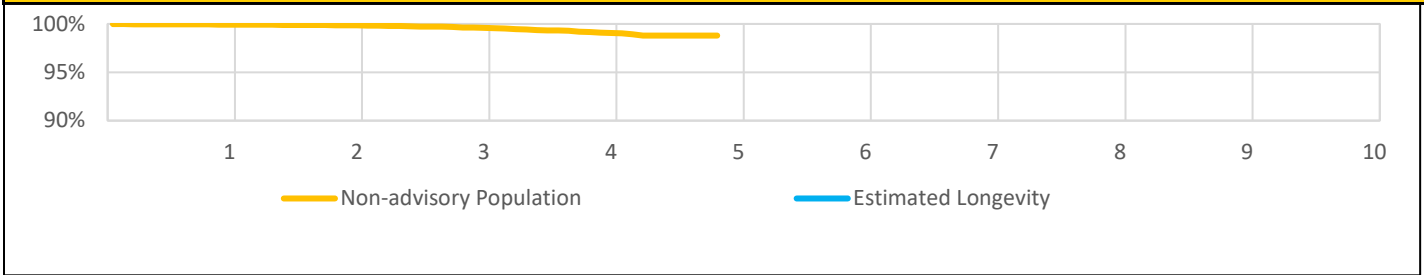
Models: A209/A219

US Summary			
US Registered Implants:	33,000	US Normal Battery Depletions:	21
US Approval Date:	March 2015	US Malfunctions:	112
US Estimated Active Implants:	30,000	Without Compromised Therapy:	92
		With Compromised Therapy:	20

Battery Depletions and Malfunctions



Malfunctions Only



US Survival Probability												
		Year	1	2	3	4	5	6	7	8	9	10
Non-Advisory Population	Depletions and Malfunctions		99.9%	99.8%	99.6%	98.9%	98.3%	--	--	--	--	--
Registered Implants:	Malfunctions Only		99.9%	99.9%	99.6%	99.1%	98.8%	--	--	--	--	--
	33,000 Effective Sample Size		22800	14794	8575	3677	262	--	--	--	--	--

@ 59 months

*Devices subject to an advisory. Refer to the Advisories for more details. Devices may be part of more than one advisory.

EMBLEM S-ICD

Models: A209/A219

Worldwide Confirmed Malfunctions		223	
Worldwide Distribution		71,000	
	With Compromised Therapy	Without Compromised Therapy	Total
Electrical			
High-voltage capacitor (43)	1	0	1
Capacitor (72)	1	105	106
S-ICD battery depletion 2019 (77)	3	24	27
Software			
Memory corruption (65)	1	0	1
Misaligned markers (73)	1	2	3
Mechanical			
Internal insulation (76)	3	0	3
Solder joint (78)	5	0	5
Other			
Non-patterned, other	24	25	49
Telemetry (56)	13	15	28
Grand Total	52	171	223

References cited in table above [\(link\)](#)

AUTOGEN ICD EL DR

Models: D162/D163/D176/D177

Worldwide Confirmed Malfunctions		12	
Worldwide Distribution		16,000	
	With Compromised Therapy	Without Compromised Therapy	Total
Electrical			
High voltage circuit component (62)	0	3	3
Integrated circuit (63)	2	0	2
Low-voltage capacitor (69)	0	3	3
Battery (53)	0	1	1
High voltage capacitor (75)	1	0	1
Other			
Non-patterned, other	1	1	2
Grand Total	4	8	12

References cited in table above [\(link\)](#)

AUTOGEN ICD EL VR

Models: D160/D161/D174/D175

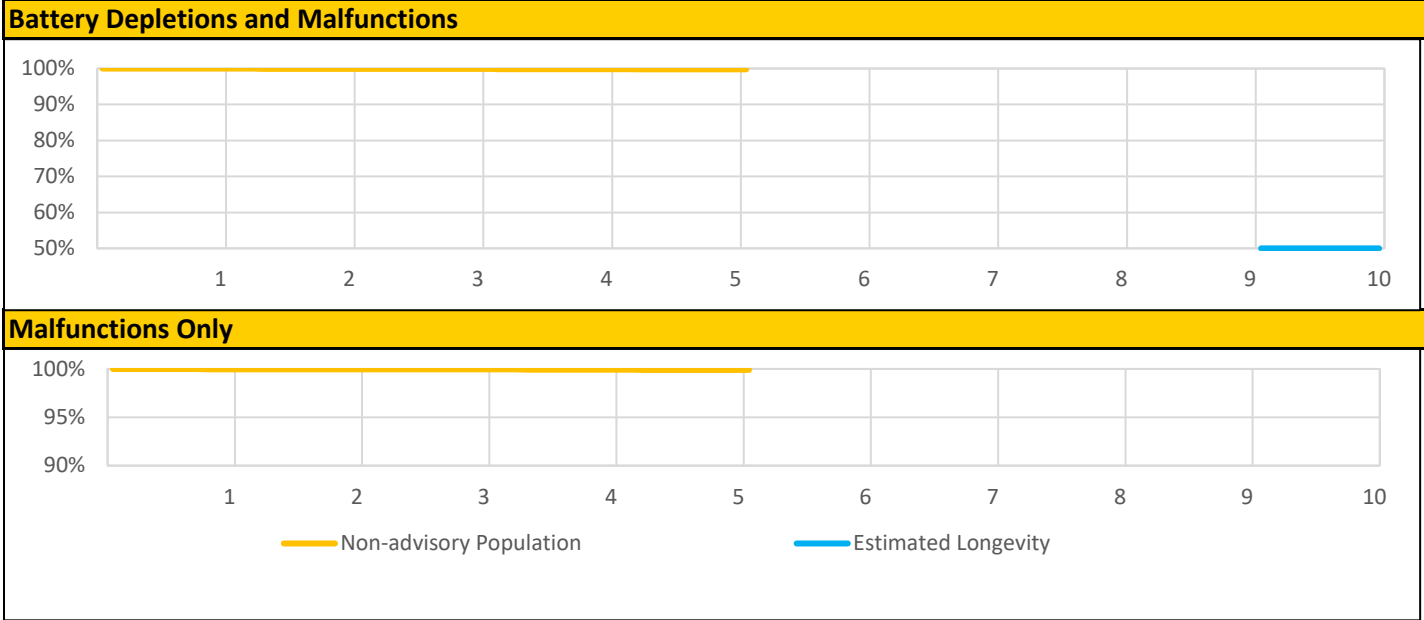
Worldwide Confirmed Malfunctions		6	
Worldwide Distribution		17,000	
	With Compromised Therapy	Without Compromised Therapy	Total
Electrical			
High voltage capacitor (75)	1	0	1
Low-voltage capacitor (69)	0	1	1
Other			
Non-patterned, other	0	1	1
Software			
Memory errors (51)	2	1	3
Grand Total	3	3	6

References cited in table above [\(link\)](#)

DYNAGEN/INOGEN/ORIGEN ICD EL DR

Models: D052/D053/D142/D143/D152/D153

US Summary			
US Registered Implants:	41,000	US Normal Battery Depletions:	21
US Approval Date:	April 2014	US Malfunctions:	18
US Estimated Active Implants:	36,000	Without Compromised Therapy:	11
		With Compromised Therapy:	7



US Survival Probability											
Year		1	2	3	4	5	6	7	8	9	10
Non-Advisory Population	Depletions and Malfunctions	100.0%	99.9%	99.9%	99.8%	99.8%	99.8%	--	--	--	--
Registered Implants:	Malfunctions Only	100.0%	100.0%	100.0%	99.9%	99.9%	99.9%	--	--	--	--
41,000	Effective Sample Size	32152	22867	13237	5653	810	223	--	--	--	--

@ 62 months

DYNAGEN/INOGEN/ORIGEN ICD EL DR

Models: D052/D053/D142/D143/D152/D153

Worldwide Confirmed Malfunctions		22	
Worldwide Distribution		60,000	
	With Compromised Therapy	Without Compromised Therapy	Total
Electrical			
Low-voltage capacitors (47)	0	2	2
High voltage circuit component (62)	0	3	3
Integrated circuit (63)	1	1	2
Low-voltage capacitor (69)	1	3	4
High voltage capacitor (75)	4	0	4
Software			
Memory errors (51)	0	1	1
Other			
Non-patterned, other	2	4	6
Grand Total	8	14	22

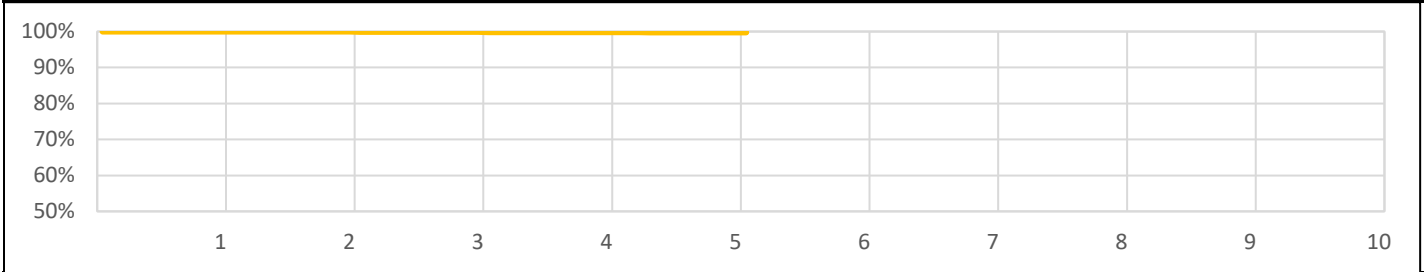
References cited in table above [\(link\)](#)

DYNAGEN/INOGEN/ORIGEN ICD EL VR

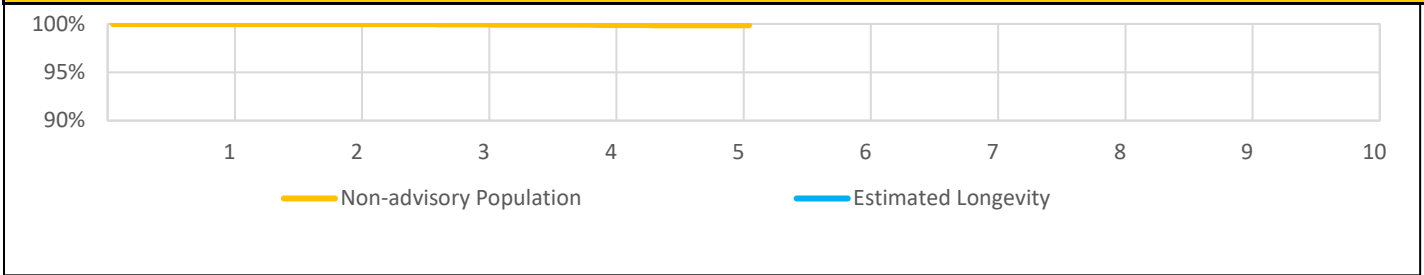
Models: D050/D051/D140/D141/D150/D151

US Summary			
US Registered Implants:	34,000	US Normal Battery Depletions:	17
US Approval Date:	April 2014	US Malfunctions:	15
US Estimated Active Implants:	30,000	Without Compromised Therapy:	14
		With Compromised Therapy:	1

Battery Depletions and Malfunctions



Malfunctions Only



US Survival Probability											
Year		1	2	3	4	5	6	7	8	9	10
Non-Advisory Population	Depletions and Malfunctions	100.0%	100.0%	99.9%	99.8%	99.8%	99.8%	--	--	--	--
Registered Implants:	Malfunctions Only	100.0%	100.0%	100.0%	99.9%	99.9%	99.9%	--	--	--	--
34,000	Effective Sample Size	27328	19908	12062	5596	747	203	--	--	--	--

@ 62 months

DYNAGEN/INOGEN/ORIGEN ICD EL VR

Models: D050/D051/D140/D141/D150/D151

Worldwide Confirmed Malfunctions		26	
Worldwide Distribution		57,000	
	With Compromised Therapy	Without Compromised Therapy	Total
Electrical			
Low-voltage capacitors (47)	0	1	1
High voltage circuit component (62)	0	2	2
Integrated circuit (63)	0	1	1
Low-voltage capacitor (69)	1	10	11
Software			
Memory errors (51)	0	4	4
Other			
Non-patterned, other	3	4	7
Grand Total	4	22	26

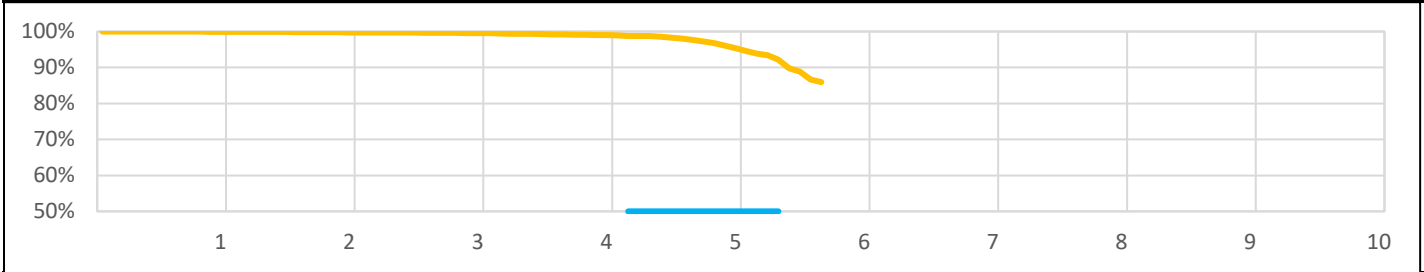
References cited in table above [\(link\)](#)

DYNAGEN/INOGEN/ORIGEN ICD MINI DR

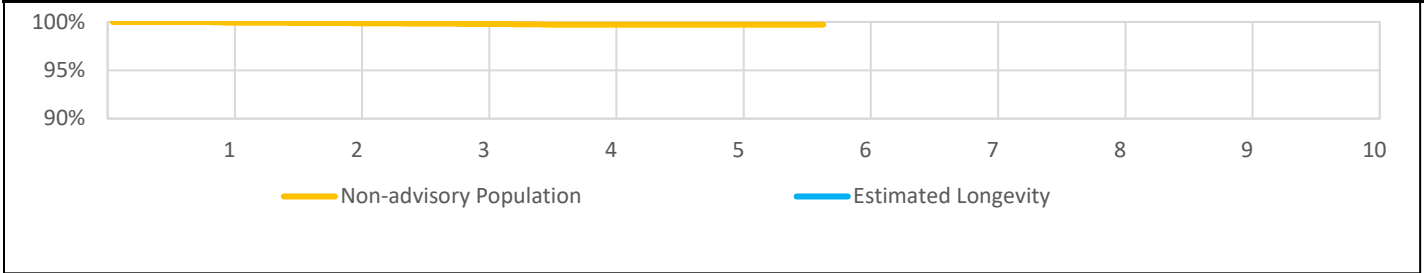
Models: D002/D003/D012/D013/D022/D023

US Summary			
US Registered Implants:	9,000	US Normal Battery Depletions:	143
US Approval Date:	April 2014	US Malfunctions:	15
US Estimated Active Implants:	8,000	Without Compromised Therapy:	12
		With Compromised Therapy:	3

Battery Depletions and Malfunctions



Malfunctions Only



US Survival Probability

		Year	1	2	3	4	5	6	7	8	9	10
Non-Advisory Population	Depletions and Malfunctions		99.9%	99.8%	99.6%	99.0%	96.0%	85.9%	--	--	--	--
Registered Implants:	Malfunctions Only		100.0%	99.9%	99.8%	99.7%	99.7%	99.7%	--	--	--	--
	9,000 Effective Sample Size		7473	5714	4010	2659	1233	243	--	--	--	--

@ 69 months

DYNAGEN/INOGEN/ORIGEN ICD MINI DR

Models: D002/D003/D012/D013/D022/D023

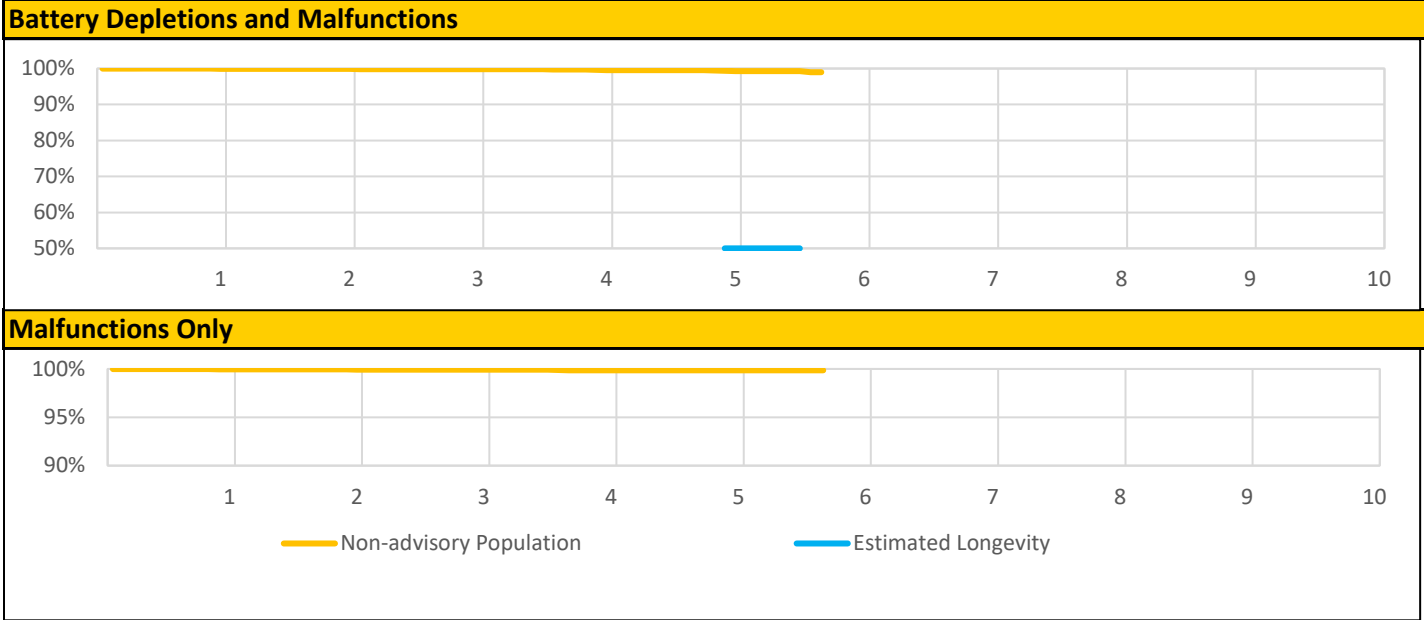
Worldwide Confirmed Malfunctions	20		
Worldwide Distribution	25,000		
	With Compromised Therapy	Without Compromised Therapy	Total
Electrical			
High voltage circuit component (62)	0	11	11
High voltage capacitor (75)	2	0	2
Other			
Non-patterned, other	2	5	7
Grand Total	4	16	20

References cited in table above [\(link\)](#)

DYNAGEN/INOGEN/ORIGEN ICD MINI VR

Models: D000/D001/D010/D011/D020/D021

US Summary			
US Registered Implants:	9,000	US Normal Battery Depletions:	16
US Approval Date:	April 2014	US Malfunctions:	7
US Estimated Active Implants:	7,000	Without Compromised Therapy:	6
		With Compromised Therapy:	1



US Survival Probability												
		Year	1	2	3	4	5	6	7	8	9	10
Non-Advisory Population	Depletions and Malfunctions		99.9%	99.9%	99.8%	99.6%	99.4%	99.0%	--	--	--	--
Registered Implants:	Malfunctions Only		100.0%	99.9%	99.9%	99.9%	99.9%	99.9%	--	--	--	--
	9,000 Effective Sample Size		7085	5481	3945	2646	1166	245	--	--	--	--

@ 69 months

DYNAGEN/INOGEN/ORIGEN ICD MINI VR

Models: D000/D001/D010/D011/D020/D021

Worldwide Confirmed Malfunctions		17	
Worldwide Distribution		26,000	
	With Compromised Therapy	Without Compromised Therapy	Total
Electrical			
Low-voltage capacitors (47)	0	2	2
High voltage circuit component (62)	0	5	5
High voltage capacitor (75)	4	0	4
Low-voltage capacitor (69)	0	1	1
Software			
Memory errors (51)	1	2	3
Other			
Non-patterned, other	0	2	2
Grand Total	5	12	17

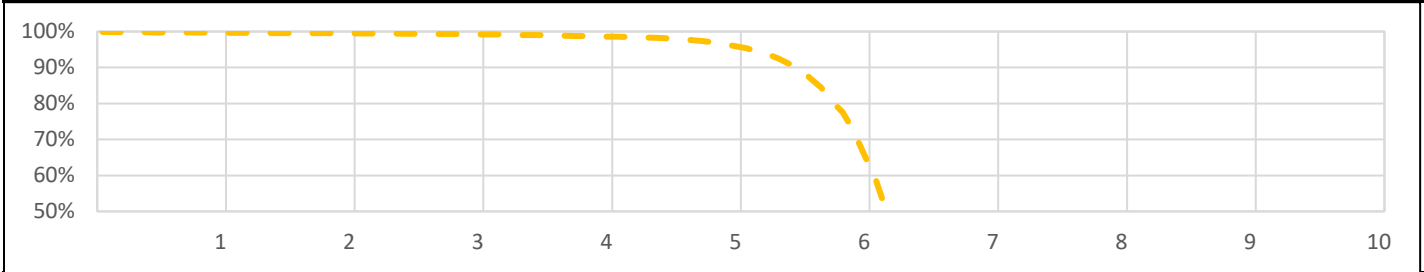
References cited in table above [\(link\)](#)

SQ-RX S-ICD

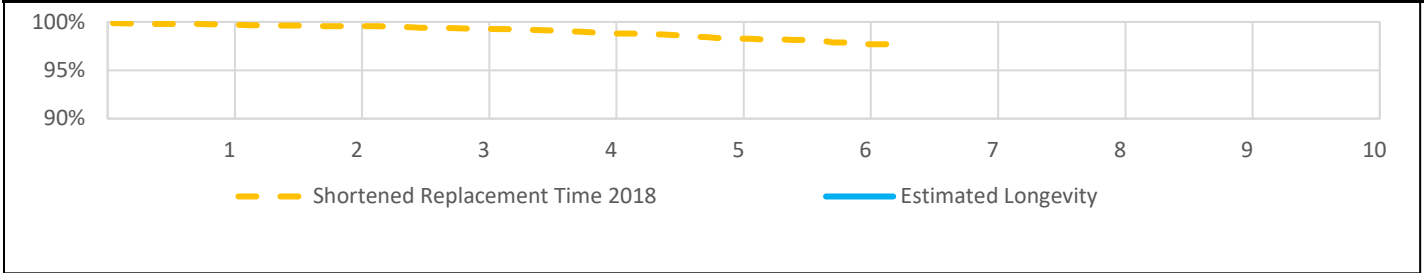
Models: 1010

US Summary			
US Registered Implants:	8,000	US Normal Battery Depletions:	761
US Approval Date:	September 2012	US Malfunctions:	95
US Estimated Active Implants:	5,000	Without Compromised Therapy:	41
		With Compromised Therapy:	54

Battery Depletions and Malfunctions



Malfunctions Only



US Survival Probability											
Year		1	2	3	4	5	6	7	8	9	10
Shortened Replacement Time 2018	Depletions and Malfunctions	99.7%	99.5%	99.2%	98.6%	96.6%	72.4%	50.6%	--	--	--
	Malfunctions Only	99.7%	99.6%	99.3%	98.9%	98.3%	97.9%	97.7%	--	--	--
Registered Implants:	Effective Sample Size	6446	5679	5019	4406	3556	829	242	--	--	--

@ 75 months

*Devices subject to an advisory. Refer to the Advisories for more details. Devices may be part of more than one advisory.

SQ-RX S-ICD

Models: 1010

Worldwide Confirmed Malfunctions		202	
Worldwide Distribution		11,000	
	With Compromised Therapy	Without Compromised Therapy	Total
Electrical			
Unintended Fuse Activation 2013 (4)	3	0	3
Charge Timeout Alert (61)	1	11	12
Mechanical			
High cathode condition (5)	1	1	2
Shortened replacement time 2018 (55)	57	40	97
Software			
Unintended Battery Depletion Alert (57)	0	10	10
Other			
Telemetry (56)	10	4	14
Non-patterned, other	38	26	64
Grand Total	110	92	202

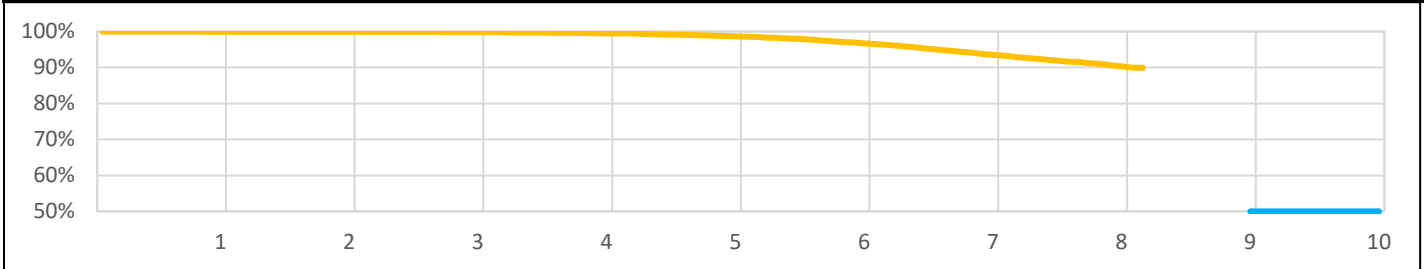
References cited in table above [\(link\)](#)

INCEPTA/ENERGEN/PUNCTUA ICD DR

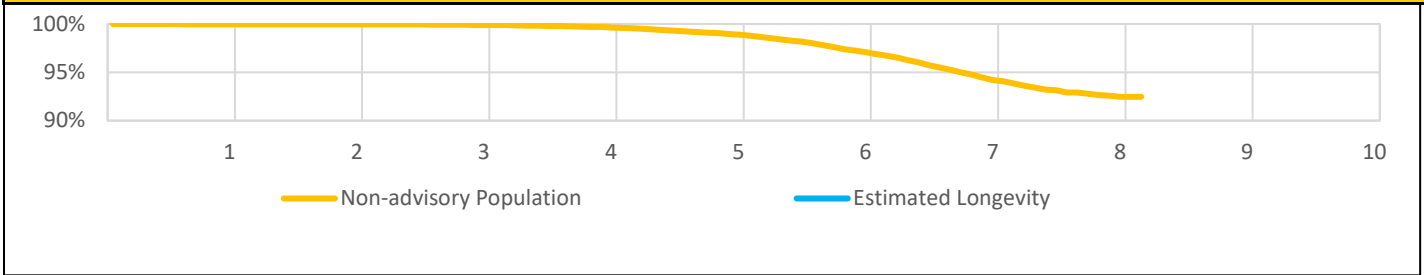
Models: E052/E053/E142/E143/E162/E163/F052/F053/F142/F143/F162/F163

US Summary			
US Registered Implants:	47,000	US Normal Battery Depletions:	170
US Approval Date:	November 2011	US Malfunctions:	996
US Estimated Active Implants:	32,000	Without Compromised Therapy:	979
		With Compromised Therapy:	17

Battery Depletions and Malfunctions



Malfunctions Only



US Survival Probability											
	Year	1	2	3	4	5	6	7	8	9	10
Non-Advisory Population	Depletions and Malfunctions	99.9%	99.9%	99.8%	99.6%	98.8%	96.9%	93.8%	90.7%	89.9%	--
Registered Implants:	Malfunctions Only	100.0%	100.0%	99.9%	99.7%	99.0%	97.3%	94.5%	92.6%	92.5%	--
47,000	Effective Sample Size	41224	36537	32293	28230	23804	15267	6910	1157	293	--

@ 99 months

INCEPTA/ENERGEN/PUNCTUA ICD DR

Models: E052/E053/E142/E143/E162/E163/F052/F053/F142/F143/F162/F163

Worldwide Confirmed Malfunctions		1,550	
Worldwide Distribution		72,000	
	With Compromised Therapy	Without Compromised Therapy	Total
Mechanical			
Transformer (38)	2	0	2
Electrical			
High-voltage capacitor (43)	4	1	5
Low-voltage capacitors (47)	0	4	4
Integrated circuit (50)	4	7	11
Battery (53)	7	67	74
Low-voltage capacitor (54)	6	1413	1419
High voltage circuit (58)	0	1	1
Low-voltage capacitor (69)	0	6	6
Software			
Memory errors (51)	0	6	6
Other			
Non-patterned, other	6	16	22
Grand Total	29	1521	1550

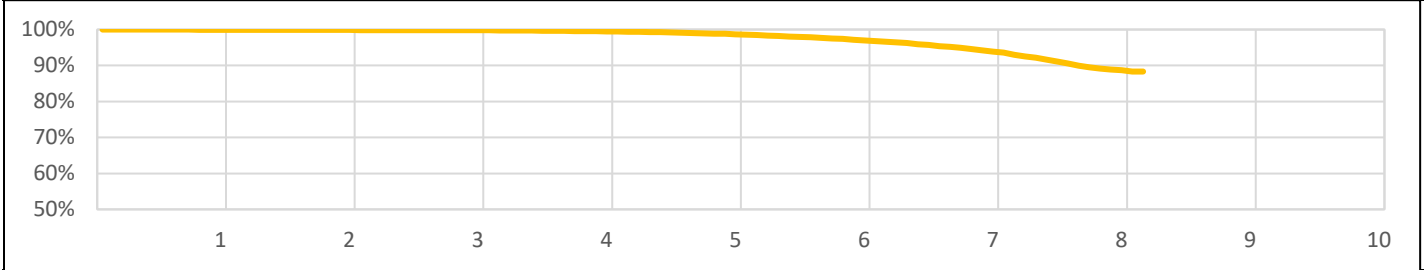
References cited in table above [\(link\)](#)

INCEPTA/ENERGEN/PUNCTUA ICD VR

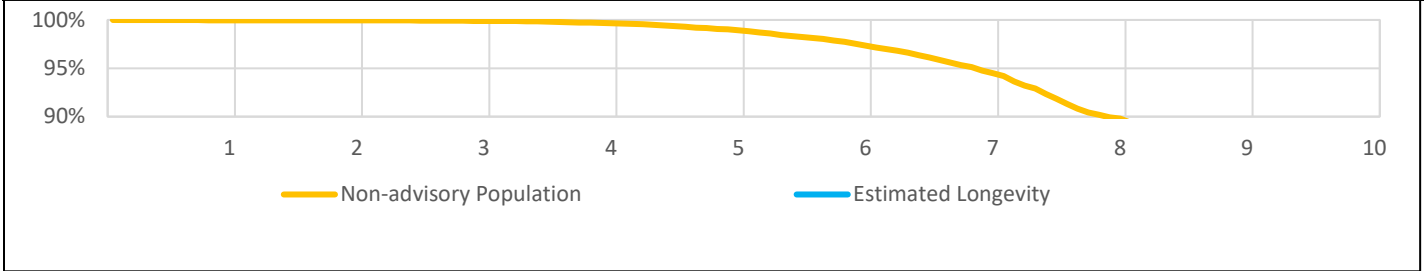
Models: E050/E051/E140/E141/E160/E161/F050/F051/F140/F141/F160/F161

US Summary			
US Registered Implants:	39,000	US Normal Battery Depletions:	119
US Approval Date:	November 2011	US Malfunctions:	860
US Estimated Active Implants:	27,000	Without Compromised Therapy:	832
		With Compromised Therapy:	28

Battery Depletions and Malfunctions



Malfunctions Only



US Survival Probability

		Year	1	2	3	4	5	6	7	8	9	10
Non-Advisory Population	Depletions and Malfunctions		99.9%	99.9%	99.8%	99.5%	98.8%	97.2%	94.2%	88.8%	88.3%	--
Registered Implants:	Malfunctions Only		100.0%	100.0%	99.9%	99.7%	99.0%	97.5%	94.8%	89.9%	89.4%	--
39,000	Effective Sample Size		34701	30727	27151	23805	19971	12723	5584	939	223	--

@ 99 months

INCEPTA/ENERGEN/PUNCTUA ICD VR

Models: E050/E051/E140/E141/E160/E161/F050/F051/F140/F141/F160/F161

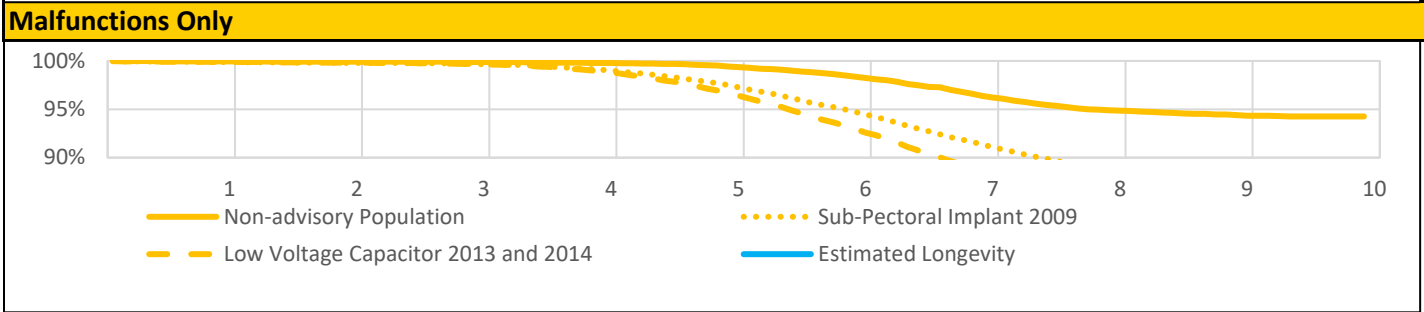
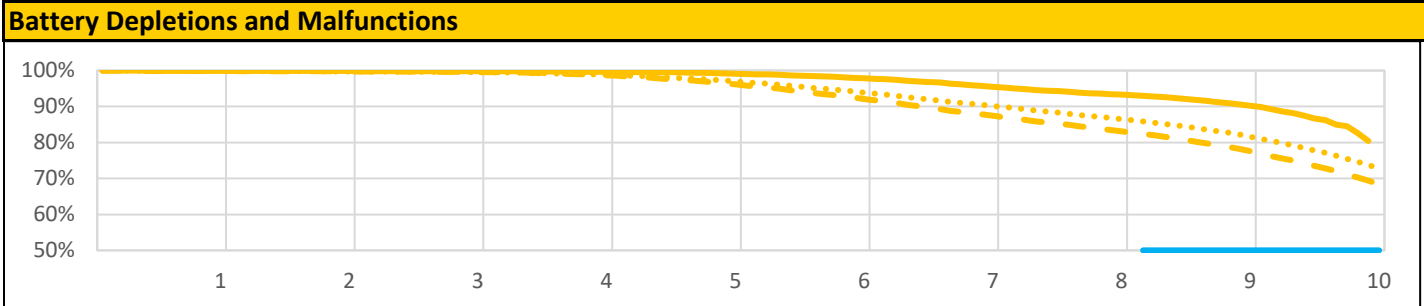
Worldwide Confirmed Malfunctions		1,434	
Worldwide Distribution		68,000	
	With Compromised Therapy	Without Compromised Therapy	Total
Electrical			
High-voltage capacitor (43)	3	1	4
Integrated circuit (50)	5	3	8
Battery (53)	12	86	98
Low-voltage capacitor (54)	8	1277	1285
High voltage circuit (58)	1	0	1
Low-voltage capacitor (69)	0	2	2
Mechanical			
Transformer (38)	6	0	6
Software			
Memory errors (51)	1	7	8
Other			
Non-patterned, other	10	12	22
Grand Total	46	1388	1434

References cited in table above [\(link\)](#)

TELIGEN DR

Models: E110/E111/F110/F111

US Summary			
US Registered Implants:	66,000	US Normal Battery Depletions:	3,209
US Approval Date:	March 2008	US Malfunctions:	2,906
US Estimated Active Implants:	28,000	Without Compromised Therapy:	2,755
		With Compromised Therapy:	151



US Survival Probability											
	Year	1	2	3	4	5	6	7	8	9	10
Non-Advisory Population	Depletions and Malfunctions	99.9%	99.9%	99.8%	99.6%	99.2%	98.0%	95.7%	93.4%	90.6%	80.4%
Registered Implants:	Malfunctions Only	99.9%	99.9%	99.9%	99.8%	99.4%	98.4%	96.4%	94.9%	94.4%	94.3%
30000	Effective Sample Size	26329	23354	20707	18286	16084	13986	11981	10135	5516	218

TELIGEN DR

Models: E110/E111/F110/F111

US Survival Probability (cont.)											
	Year	1	2	3	4	5	6	7	8	9	10
Subpectoral Implant 2009	Depletions and Malfunctions	99.9%	99.8%	99.6%	98.9%	97.2%	94.2%	90.4%	86.8%	82.2%	73.8%
Registered Implants:	Malfunctions Only	99.9%	99.8%	99.7%	99.1%	97.5%	94.7%	91.3%	88.6%	86.6%	85.3%
30000	Effective Sample Size	26627	23509	20785	18248	15858	13509	11366	9505	7812	6062
Low Voltage Capacitor 2013 and 2014	Depletions and Malfunctions	99.9%	99.8%	99.6%	98.8%	96.5%	92.5%	87.8%	83.4%	78.2%	69.4%
Registered Implants:	Malfunctions Only	99.9%	99.8%	99.7%	98.9%	96.7%	93.0%	88.7%	85.3%	82.9%	81.3%
23000	Effective Sample Size	20612	18220	16097	14121	12169	10248	8517	7040	5716	4130

*Devices subject to an advisory. Refer to the Advisories for more details. Devices may be part of more than one advisory.

TELIGEN DR

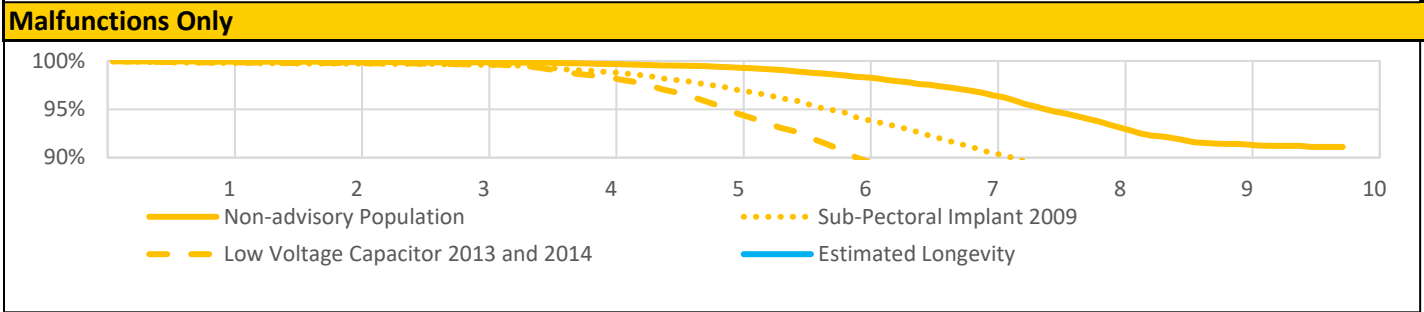
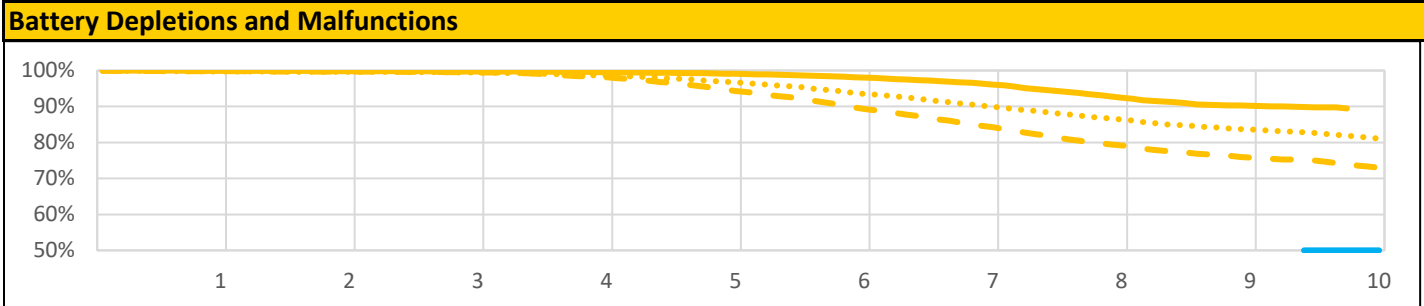
Models: E110/E111/F110/F111

Worldwide Confirmed Malfunctions		3,958	
Worldwide Distribution		91,000	
	With Compromised Therapy	Without Compromised Therapy	Total
Electrical			
Low Voltage Capacitor 2014 - August 29, 2013 and September 17, 2014 Voluntary Physician Advisory (3)	50	2279	2329
Safety Core-electrocautery (42)	1	4	5
High-voltage capacitor (43)	8	1	9
Low-voltage capacitors (47)	0	8	8
Integrated circuit (50)	21	22	43
Battery (53)	37	252	289
Low-voltage capacitor (54)	6	1131	1137
Low-voltage capacitor (69)	0	2	2
Mechanical			
Transformer (38)	20	0	20
Seal plug (40)	0	3	3
Difficulty securing lead (41)	7	7	14
Header contacts (45)	13	3	16
Subpectoral implant 2009 - December 01, 2009 Voluntary Physician Advisory (6)	9	5	14
Header (74)	9	3	12
Software			
Alert messages not displayed post-EOL (48)	0	3	3
Memory errors (51)	0	16	16
Other			
Non-patterned, other	10	28	38
Grand Total	191	3767	3958

TELIGEN VR

Models: E102/E103/F102/F103

US Summary			
US Registered Implants:	38,000	US Normal Battery Depletions:	352
US Approval Date:	March 2008	US Malfunctions:	2,184
US Estimated Active Implants:	18,000	Without Compromised Therapy:	2,060
		With Compromised Therapy:	124



US Survival Probability

	Year	1	2	3	4	5	6	7	8	9	10
Non-Advisory Population	Depletions and Malfunctions	99.9%	99.8%	99.7%	99.6%	99.1%	98.1%	96.3%	92.8%	90.3%	89.5%
Registered Implants:	Malfunctions Only	99.9%	99.9%	99.9%	99.7%	99.3%	98.4%	96.7%	93.4%	91.4%	91.1%
18000	Effective Sample Size	16199	14330	12650	11154	9789	8517	7305	6062	2749	308

@ 118 months

TELIGEN VR

Models: E102/E103/F102/F103

US Survival Probability (cont.)											
	Year	1	2	3	4	5	6	7	8	9	10
Subpectoral Implant 2009	Depletions and Malfunctions	99.8%	99.6%	99.5%	98.7%	96.9%	93.8%	90.2%	86.6%	83.7%	81.4%
Registered Implants:	Malfunctions Only	99.8%	99.7%	99.6%	98.9%	97.2%	94.2%	90.7%	87.4%	84.8%	83.4%
16000	Effective Sample Size	13615	11998	10575	9245	7989	6799	5707	4754	3994	3359
Low Voltage Capacitor 2013 and 2014	Depletions and Malfunctions	99.8%	99.7%	99.5%	98.2%	94.8%	89.7%	84.6%	79.5%	76.0%	73.3%
Registered Implants:	Malfunctions Only	99.8%	99.8%	99.6%	98.4%	95.0%	90.0%	85.1%	80.2%	77.1%	75.5%
12000	Effective Sample Size	10849	9579	8446	7364	6262	5194	4245	3442	2854	2105

*Devices subject to an advisory. Refer to the Advisories for more details. Devices may be part of more than one advisory.

TELIGEN VR

Models: E102/E103/F102/F103

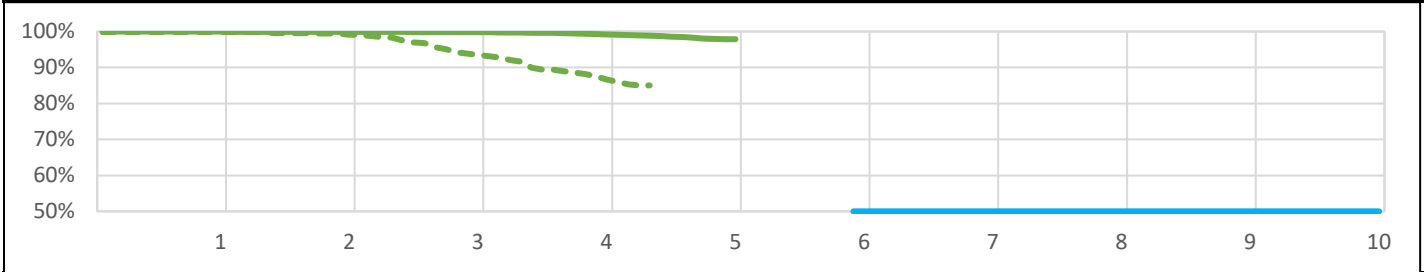
Worldwide Confirmed Malfunctions		3,661	
Worldwide Distribution		66,000	
	With Compromised Therapy	Without Compromised Therapy	Total
Electrical			
Low Voltage Capacitor 2014 - August 29, 2013 and September 17, 2014 Voluntary Physician Advisory (3)	44	1857	1901
Safety Core-electrocautery (42)	1	1	2
High-voltage capacitor (43)	3	0	3
Low-voltage capacitors (47)	0	5	5
Integrated circuit (50)	17	11	28
Battery (53)	49	398	447
Low-voltage capacitor (54)	4	1126	1130
Low-voltage capacitor (69)	0	3	3
Mechanical			
Transformer (24)	1	0	1
Transformer (38)	14	0	14
Seal plug (40)	0	1	1
Difficulty securing lead (41)	9	0	9
Header contacts (45)	22	16	38
Subpectoral implant 2009 - December 01, 2009 Voluntary Physician Advisory (6)	16	6	22
Header (74)	13	4	17
Software			
Alert messages not displayed post-EOL (48)	0	4	4
Memory errors (51)	0	12	12
Respiratory Sensor Oversensing - March 23, 2009 Voluntary Physician Advisory (7)	0	2	2
Other			
Non-patterned, other	11	11	22
Grand Total	204	3457	3661

ACCOLADE/PROPONENT/ESSENTIO DR

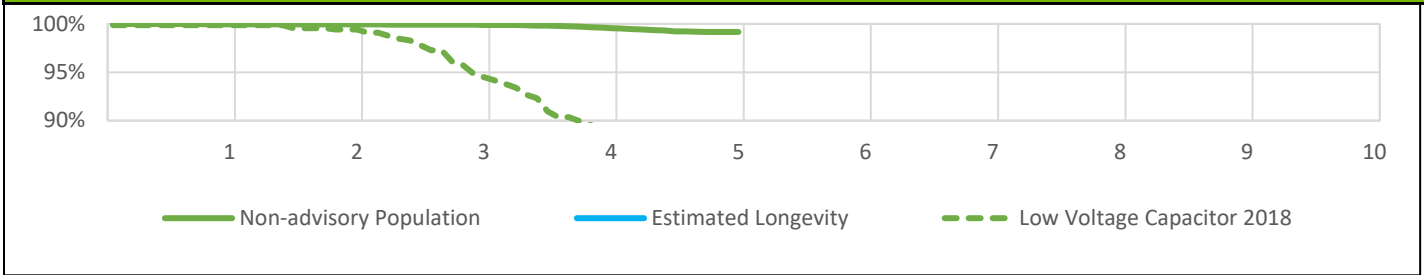
Models: L101/L111/L201/L211/L301/L311

US Summary			
US Registered Implants:	179,000	US Normal Battery Depletions:	256
US Approval Date:	October 2014	US Malfunctions:	309
US Estimated Active Implants:	159,000	Without Compromised Therapy:	298
		With Compromised Therapy:	11

Battery Depletions and Malfunctions



Malfunctions Only



US Survival Probability												
		Year	1	2	3	4	5	6	7	8	9	10
Non-Advisory Population	Depletions and Malfunctions		100.0%	99.9%	99.8%	99.3%	97.9%	97.9%	--	--	--	--
Registered Implants:	Malfunctions Only		100.0%	99.9%	99.9%	99.6%	99.2%	99.2%	--	--	--	--
24000	Effective Sample Size		132808	91194	54358	22089	1835	750	--	--	--	--

@ 61 months

ACCOLADE/PROPONENT/ESSENTIO DR

Models: L101/L111/L201/L211/L301/L311

US Survival Probability (cont.)											
Year		1	2	3	4	5	6	7	8	9	10
Low Voltage Capacitor 2018	Depletions and Malfunctions	99.9%	99.4%	94.2%	88.2%	85.0%	--	--	--	--	--
Registered Implants: 800	Malfunctions Only	99.9%	99.4%	94.9%	89.2%	88.0%	--	--	--	--	--
	Effective Sample Size	712	639	544	434	272	--	--	--	--	--

@ 54 months

*Devices subject to an advisory. Refer to the Advisories for more details. Devices may be part of more than one advisory.

ACCOLADE/PROPONENT/ESSENTIO DR

Models: L101/L111/L201/L211/L301/L311

Worldwide Confirmed Malfunctions	559
Worldwide Distribution	369,000

	With Compromised Therapy	Without Compromised Therapy	Total
Electrical			
Low-voltage capacitors (47)	0	3	3
Integrated circuit (63)	8	21	29
Capacitor (67)	0	319	319
Telemetry (68)	2	11	13
Hydrogen induced premature depletion - September 2018 (70)	0	119	119
Software			
Memory errors (51)	0	28	28
Mechanical			
Battery cathode (79)	1	0	1
Other			
Non-patterned, other	10	37	47
Grand Total	21	538	559

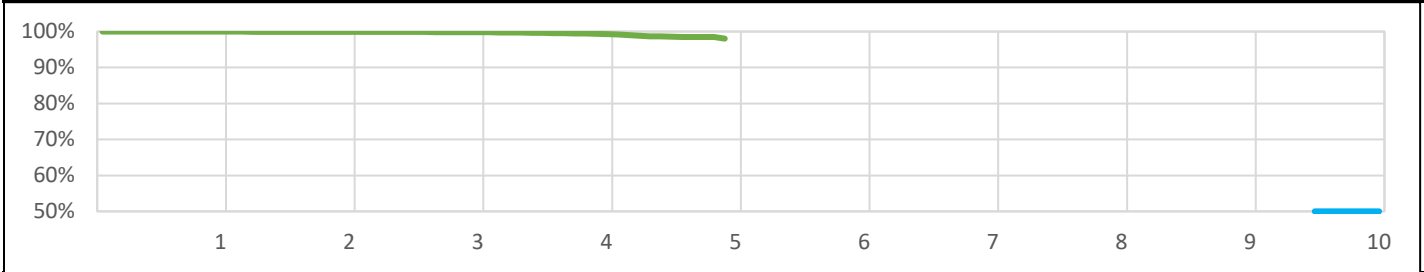
References cited in table above ([link](#))

ACCOLADE/PROPONENT/ESSENTIO EL DR

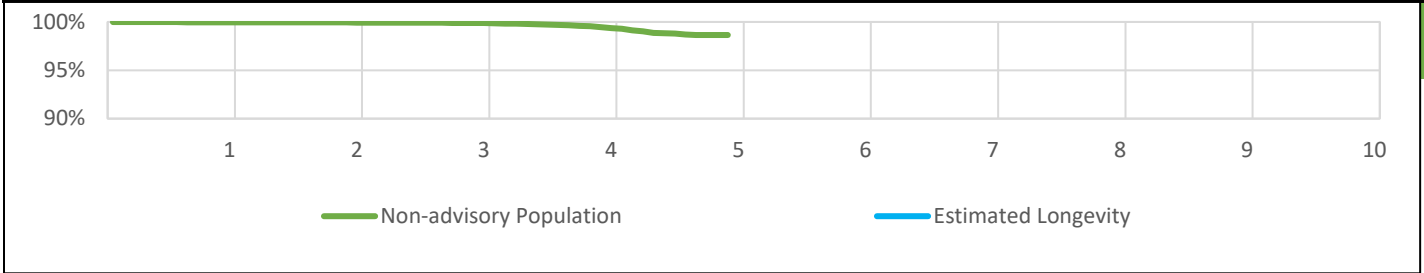
Models: L121/L131/L221/L231/L321/L331

US Summary			
US Registered Implants:	86,000	US Normal Battery Depletions:	46
US Approval Date:	October 2014	US Malfunctions:	143
US Estimated Active Implants:	79,000	Without Compromised Therapy:	139
		With Compromised Therapy:	4

Battery Depletions and Malfunctions



Malfunctions Only



US Survival Probability

		Year	1	2	3	4	5	6	7	8	9	10
Non-Advisory Population	Depletions and Malfunctions		100.0%	99.9%	99.8%	99.3%	98.0%	--	--	--	--	--
Registered Implants:	Malfunctions Only		100.0%	99.9%	99.9%	99.5%	98.6%	--	--	--	--	--
86,000	Effective Sample Size		59218	37582	19982	6898	480	--	--	--	--	--

@ 60 months

*Devices subject to an advisory. Refer to the Advisories for more details. Devices may be part of more than one advisory.

ACCOLADE/PROPONENT/ESSENTIO EL DR

Models: L121/L131/L221/L231/L321/L331

Worldwide Confirmed Malfunctions 312
Worldwide Distribution 206,000

	With Compromised Therapy	Without Compromised Therapy	Total
Electrical			
Low-voltage capacitors (47)	0	6	6
Integrated circuit (63)	1	10	11
Capacitor (67)	0	194	194
Telemetry (68)	1	11	12
Hydrogen induced premature depletion - September 2018 (70)	2	43	45
Software			
Memory errors (51)	0	24	24
Mechanical			
Battery cathode (79)	1	0	1
Other			
Non-patterned, other	1	18	19
Grand Total	6	306	312

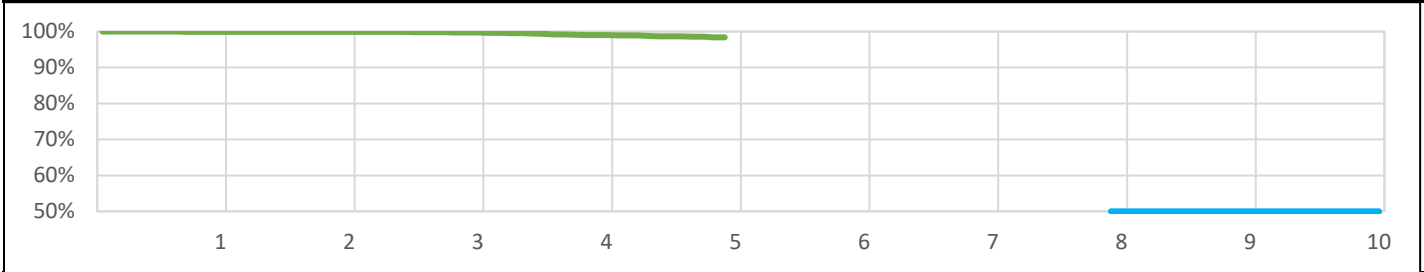
References cited in table above [\(link\)](#)

ACCOLADE/PROPONENT/ESSENTIO SR

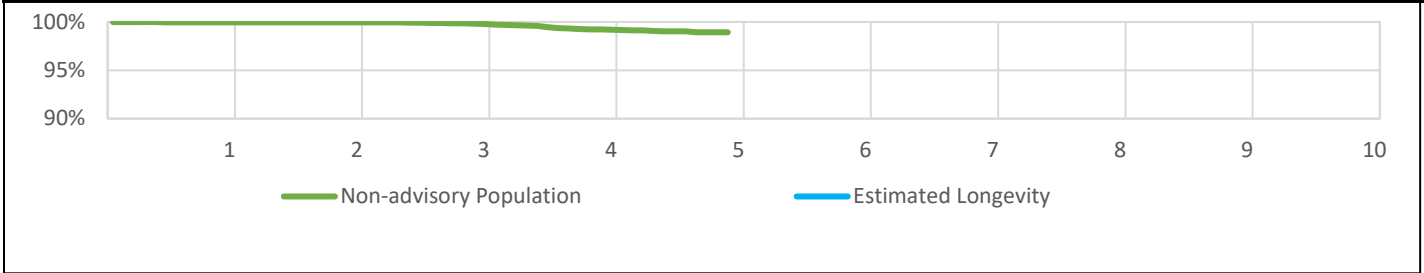
Models: L100/L110/L200/L210/L300/L310

US Summary			
US Registered Implants:	35,000	US Normal Battery Depletions:	31
US Approval Date:	October 2014	US Malfunctions:	92
US Estimated Active Implants:	29,000	Without Compromised Therapy:	90
		With Compromised Therapy:	2

Battery Depletions and Malfunctions



Malfunctions Only



US Survival Probability											
Year		1	2	3	4	5	6	7	8	9	10
Non-Advisory Population	Depletions and Malfunctions	99.9%	99.9%	99.7%	99.0%	98.4%	--	--	--	--	--
Registered Implants:	Malfunctions Only	100.0%	100.0%	99.8%	99.2%	98.9%	--	--	--	--	--
35,000	Effective Sample Size	25612	17628	10451	4070	332	--	--	--	--	--

@ 60 months

*Devices subject to an advisory. Refer to the Advisories for more details. Devices may be part of more than one advisory.

ACCOLADE/PROPONENT/ESSENTIO SR

Models: L100/L110/L200/L210/L300/L310

Worldwide Confirmed Malfunctions	252
Worldwide Distribution	134,000

	With Compromised Therapy	Without Compromised Therapy	Total
Electrical			
Low-voltage capacitors (47)	0	2	2
Integrated circuit (63)	4	3	7
Capacitor (67)	0	180	180
Telemetry (68)	0	4	4
Hydrogen induced premature depletion - September 2018 (70)	2	40	42
Software			
Memory errors (51)	0	9	9
Other			
Non-patterned, other	0	8	8
Grand Total	6	246	252

References cited in table above [\(link\)](#)

ALTRUA 2 DR

Models: S702

Worldwide Confirmed Malfunctions 3
Worldwide Distribution 9,000

	With Compromised Therapy	Without Compromised Therapy	Total
Software			
Memory errors (51)	0	1	1
Electrical			
Capacitor (67)	0	2	2
Grand Total	0	3	3

References cited in table above [\(link\)](#)

ALTRUA 2 EL DR

Models: S722

Worldwide Confirmed Malfunctions	0
Worldwide Distribution	4,000

	With Compromised Therapy	Without Compromised Therapy	Total
Other			
Non-patterned, other	0	0	0
Grand Total	0	0	0

References cited in table above [\(link\)](#)

ALTRUA 2 SR

Models: S701

Worldwide Confirmed Malfunctions 5
Worldwide Distribution 6,000

	With Compromised Therapy	Without Compromised Therapy	Total
Electrical			
Capacitor (67)	0	4	4
Other			
Non-patterned, other	0	1	1
Grand Total	0	5	5

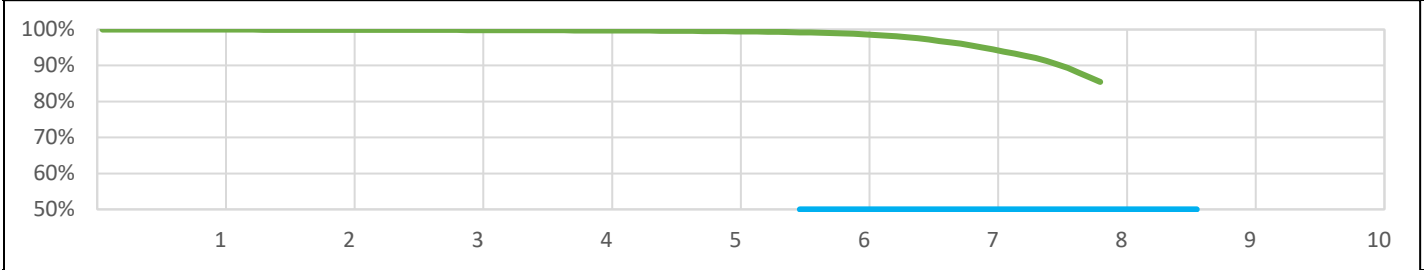
References cited in table above [\(link\)](#)

ADVANTIO/INGENIO/VITALIO/FORMIO DR

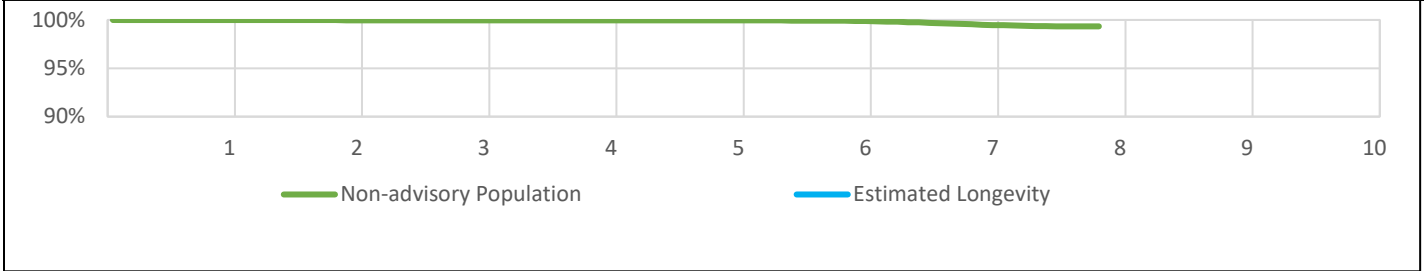
Models: J063/J066/J173/J176/J273/J276/J278/J279/K063/K066/K083/K086/K173/K176/K183/K186/K273/K276/K278/K279/
K283/K286/K288/K289

US Summary			
US Registered Implants:	121,000	US Normal Battery Depletions:	2,023
US Approval Date:	May 2012	US Malfunctions:	185
US Estimated Active Implants:	85,000	Without Compromised Therapy:	174
		With Compromised Therapy:	11

Battery Depletions and Malfunctions



Malfunctions Only



US Survival Probability

		Year	1	2	3	4	5	6	7	8	9	10
Non-Advisory Population	Depletions and Malfunctions		100.0%	99.9%	99.9%	99.7%	99.5%	98.8%	95.0%	85.4%	--	--
Registered Implants:	Malfunctions Only		100.0%	100.0%	100.0%	100.0%	99.9%	99.9%	99.5%	99.3%	--	--
121,000	Effective Sample Size		107337	95758	85393	76106	66468	39915	15323	706	--	--

@ 95 months

ADVANTIO/INGENIO/VITALIO/FORMIO DR

Models: J063/J066/J173/J176/J273/J276/J278/J279/K063/K066/K083/K086/K173/K176/K183/K186/K273/K276/
K278/K279/K283/K286/K288/K289

Worldwide Confirmed Malfunctions	223
Worldwide Distribution	219,000

	With Compromised Therapy	Without Compromised Therapy	Total
Electrical			
Low-voltage capacitors (47)	0	8	8
Integrated circuit (50)	7	3	10
Titanium case material (60)	3	0	3
Software			
Memory errors (51)	1	26	27
Other			
Non-patterned, other	8	167	175
Grand Total	19	204	223

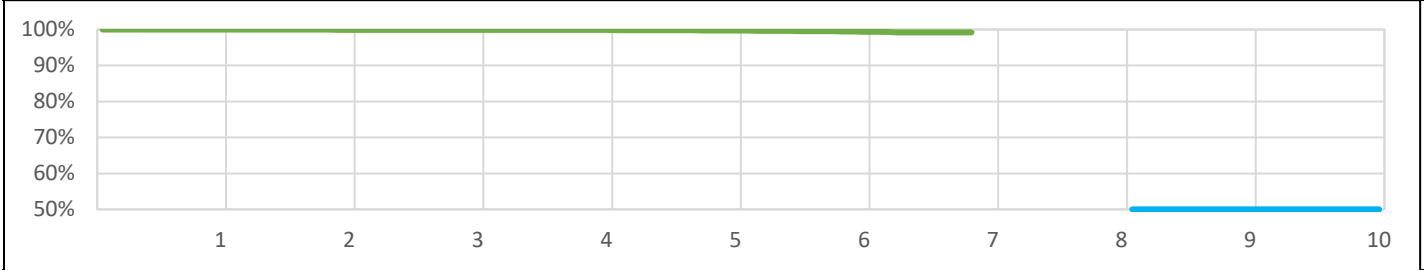
References cited in table above ([link](#))

ADVANTIO/INGENIO/VITALIO EL DR

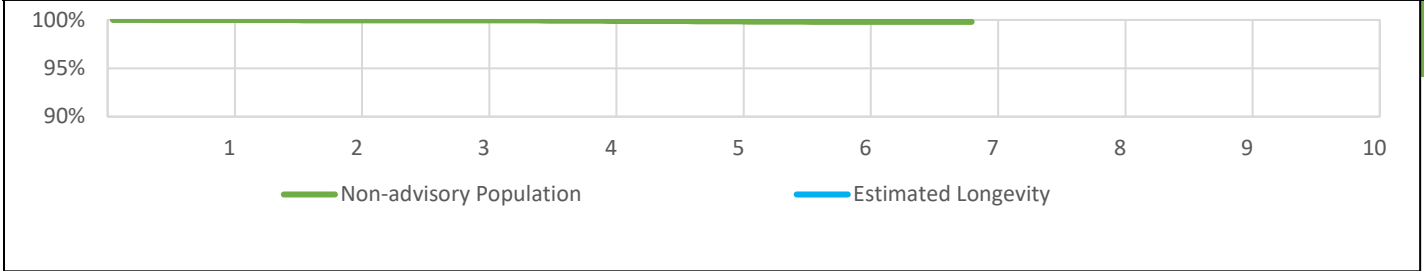
Models: J064/J067/J174/J177/J274/J277/K064/K067/K084/K087/K174/K177/K184/K187/K274/K277/K284/K287

US Summary			
US Registered Implants:	11,000	US Normal Battery Depletions:	20
US Approval Date:	May 2012	US Malfunctions:	13
US Estimated Active Implants:	9,000	Without Compromised Therapy:	11
		With Compromised Therapy:	2

Battery Depletions and Malfunctions



Malfunctions Only



US Survival Probability												
		Year	1	2	3	4	5	6	7	8	9	10
Non-Advisory Population	Depletions and Malfunctions		100.0%	99.9%	99.9%	99.9%	99.8%	99.4%	99.2%	--	--	--
Registered Implants:	Malfunctions Only		100.0%	100.0%	99.9%	99.9%	99.9%	99.8%	99.8%	--	--	--
	11,000 Effective Sample Size		9676	8589	7640	6747	5586	2078	211	--	--	--

@ 83 months

ADVANTIO/INGENIO/VITALIO/FORMIO EL DR

Models: J064/J067/J174/J177/J274/J277/K064/K067/K084/K087/K174/K177/K184/K187/K274/K277/K284/K287

Worldwide Confirmed Malfunctions	90
Worldwide Distribution	77,000

	With Compromised Therapy	Without Compromised Therapy	Total
Electrical			
Low-voltage capacitors (47)	1	5	6
Integrated circuit (50)	2	0	2
Titanium case material (60)	2	0	2
Software			
Memory errors (51)	1	5	6
Respiratory sensor (59)	0	1	1
Other			
Non-patterned, other	4	69	73
Grand Total	10	80	90

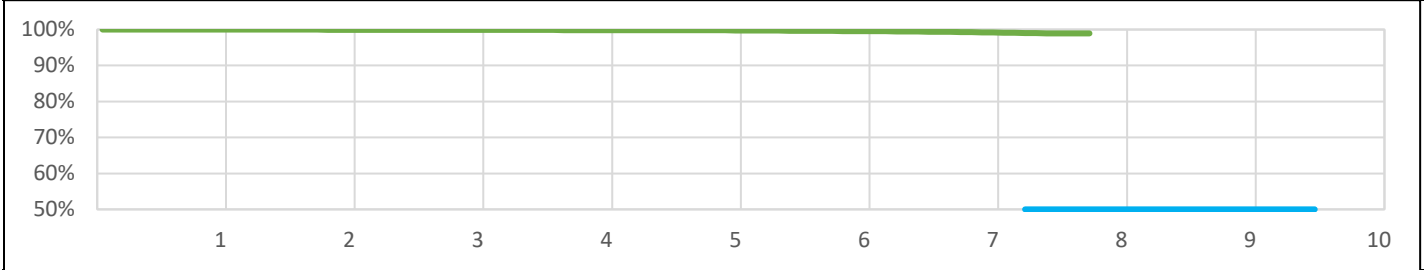
References cited in table above ([link](#))

ADVANTIO/INGENIO/VITALIO/FORMIO SR

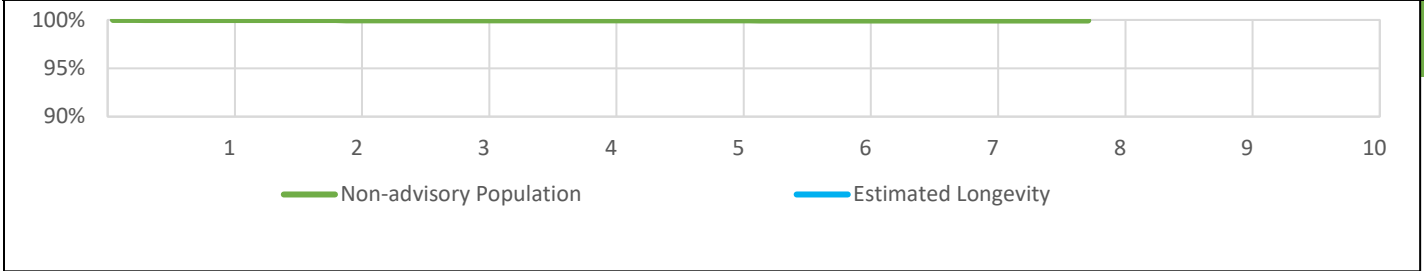
Models: J062/J065/J172/J175/J272/J275/K062/K065/K082/K085/K172/K175/K182/K185/K272/K275/K282/K285

US Summary			
US Registered Implants:	27,000	US Normal Battery Depletions:	75
US Approval Date:	May 2012	US Malfunctions:	11
US Estimated Active Implants:	16,000	Without Compromised Therapy:	10
		With Compromised Therapy:	1

Battery Depletions and Malfunctions



Malfunctions Only



US Survival Probability												
		Year	1	2	3	4	5	6	7	8	9	10
Non-Advisory Population	Depletions and Malfunctions		100.0%	99.9%	99.9%	99.8%	99.8%	99.5%	99.2%	98.9%	--	--
Registered Implants:	Malfunctions Only		100.0%	100.0%	100.0%	100.0%	99.9%	99.9%	99.9%	99.9%	--	--
	Effective Sample Size	27,000	22864	20336	18139	16094	13435	7866	2980	288	--	--

@ 94 months

ADVANTIO/INGENIO/VITALIO SR

Models: J062/J065/J172/J175/J272/J275/K062/K065/K082/K085/K172/K175/K182/K185/K272/K275/K282/K285

Worldwide Confirmed Malfunctions	24
Worldwide Distribution	86,000

	With Compromised Therapy	Without Compromised Therapy	Total
Electrical			
Low-voltage capacitors (47)	1	3	4
Integrated circuit (50)	3	2	5
Titanium case material (60)	1	0	1
Software			
Memory errors (51)	0	9	9
Other			
Non-patterned, other	3	2	5
Grand Total	8	16	24

References cited in table above [\(link\)](#)

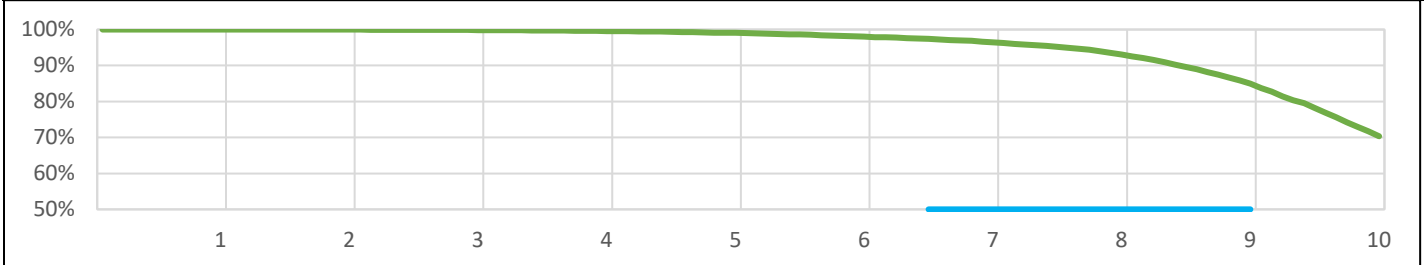
ALTRUA 60 DR

Model: S602


US Summary

US Registered Implants:	22,000	US Normal Battery Depletions:	2,906
US Approval Date:	April 2008	US Malfunctions:	38
US Estimated Active Implants:	9,000	Without Compromised Therapy:	35
		With Compromised Therapy:	3

Battery Depletions and Malfunctions



Malfunctions Only



US Survival Probability

		Year	1	2	3	4	5	6	7	8	9	10
Non-Advisory Population	Depletions and Malfunctions		100.0%	100.0%	99.9%	99.6%	99.1%	98.2%	96.6%	93.5%	85.9%	71.7%
Registered Implants:	Malfunctions Only		100.0%	100.0%	100.0%	100.0%	100.0%	100.0%	99.9%	99.8%	99.7%	99.5%
22,000	Effective Sample Size		19598	17525	15607	13828	12204	10701	9272	7753	5729	3653

ALTRUA 60 DR

Models: S602

Worldwide Confirmed Malfunctions 64
Worldwide Distribution 56,000

	With Compromised Therapy	Without Compromised Therapy	Total
Electrical			
Capacitor (15)	0	1	1
Mechanical			
Capacitor array (16)	0	1	1
Difficulty securing lead (41)	1	0	1
Other			
Battery depletion (26)	1	1	2
Battery status (49)	0	52	52
Non-patterned, other	3	4	7
Grand Total	5	59	64

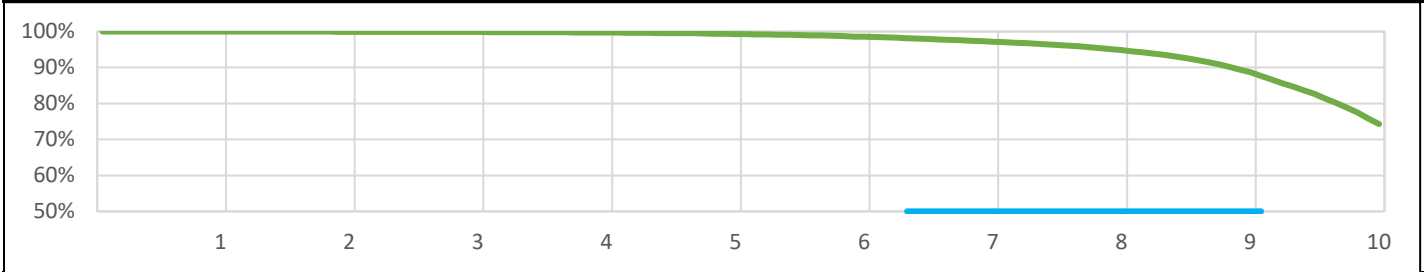
References cited in table above [\(link\)](#)

ALTRUA 60 EL DR

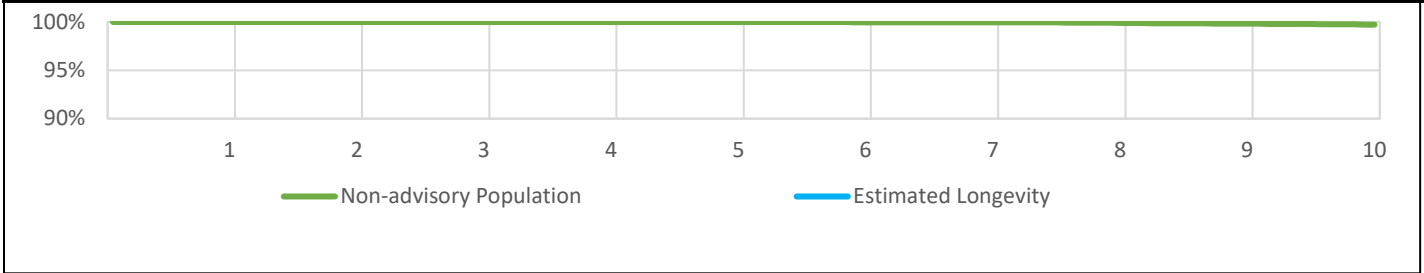
Model: S606

US Summary			
US Registered Implants:	59,000	US Normal Battery Depletions:	3,601
US Approval Date:	April 2008	US Malfunctions:	47
US Estimated Active Implants:	32,000	Without Compromised Therapy:	42
		With Compromised Therapy:	5

Battery Depletions and Malfunctions



Malfunctions Only



US Survival Probability												
		Year	1	2	3	4	5	6	7	8	9	10
Non-Advisory Population	Depletions and Malfunctions		100.0%	99.9%	99.9%	99.7%	99.4%	98.6%	97.3%	95.1%	89.4%	75.8%
Registered Implants:	Malfunctions Only		100.0%	100.0%	100.0%	100.0%	100.0%	100.0%	100.0%	99.9%	99.8%	99.7%
59,000	Effective Sample Size		52516	46935	41891	37343	33250	29393	25638	20822	10790	3314

ALTRUA 60 EL DR

Models: S606

Worldwide Confirmed Malfunctions	61
Worldwide Distribution	90,000

	With Compromised Therapy	Without Compromised Therapy	Total
Electrical			
Capacitor (15)	0	3	3
Integrated circuit (17)	0	1	1
Mechanical			
Difficulty securing lead (41)	1	0	1
Other			
Battery depletion (26)	2	0	2
Battery status (49)	0	48	48
Magnet rate (44)	0	1	1
Non-patterned, other	2	3	5
Grand Total	5	56	61

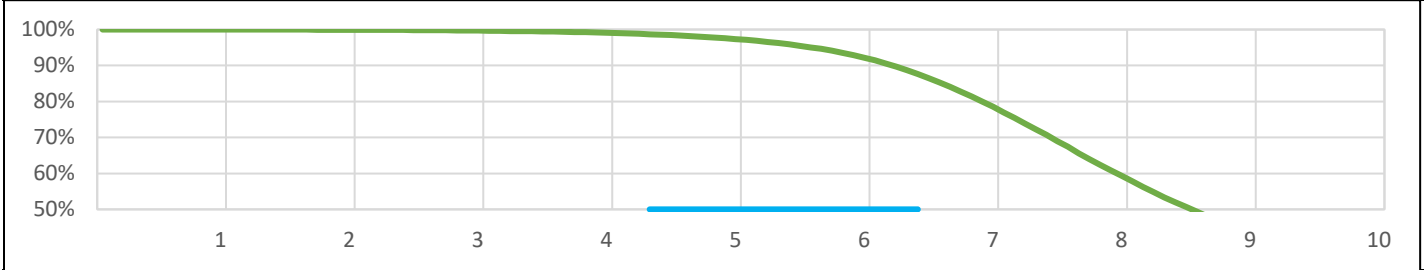
References cited in table above [\(link\)](#)

ALTRUA 60 DR (Downsize)

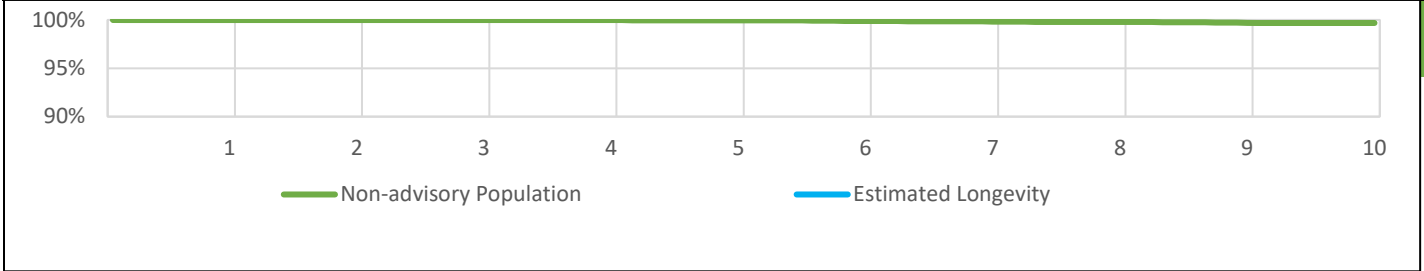
Model: S603

US Summary			
US Registered Implants:	90,000	US Normal Battery Depletions:	22,499
US Approval Date:	April 2008	US Malfunctions:	98
US Estimated Active Implants:	27,000	Without Compromised Therapy:	88
		With Compromised Therapy:	10

Battery Depletions and Malfunctions



Malfunctions Only



US Survival Probability											
Year		1	2	3	4	5	6	7	8	9	10
Non-Advisory Population	Depletions and Malfunctions	100.0%	99.9%	99.7%	99.2%	97.6%	92.9%	80.0%	60.9%	44.1%	27.5%
Registered Implants:	Malfunctions Only	100.0%	100.0%	100.0%	100.0%	100.0%	99.9%	99.8%	99.8%	99.7%	99.7%
90,000	Effective Sample Size	78620	70320	62801	55881	49189	41799	31884	19821	8567	2152

ALTRUA 60 DR (Downsize)

Models: S603

Worldwide Confirmed Malfunctions	127
Worldwide Distribution	132,000

	With Compromised Therapy	Without Compromised Therapy	Total
Electrical			
Capacitor (15)	7	4	11
Integrated circuit (30)	1	1	2
Mechanical			
Difficulty securing lead (41)	0	1	1
Connector block (39)	0	1	1
Software			
Underestimation of battery status (34)	0	1	1
Other			
Battery depletion (26)	1	3	4
Battery status (49)	0	97	97
Magnet response (21)	0	2	2
Non-patterned, other	4	4	8
Grand Total	13	114	127

References cited in table above [\(link\)](#)

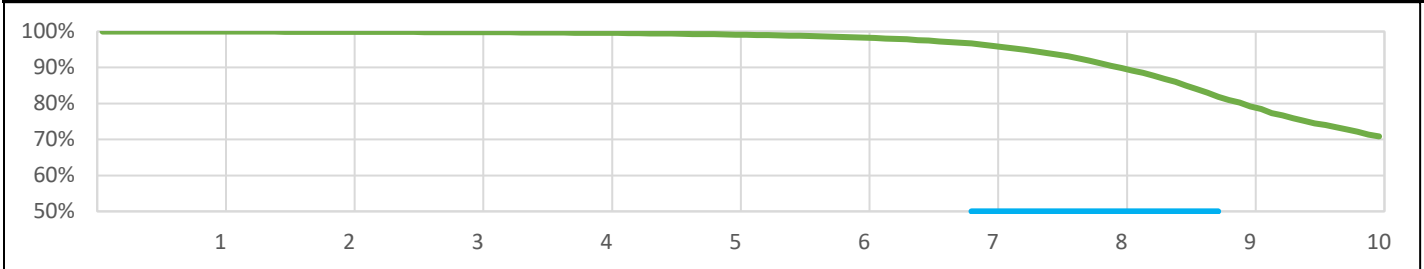
ALTRUA 60 SR

Model: S601


US Summary

US Registered Implants:	32,000	US Normal Battery Depletions:	2,704
US Approval Date:	April 2008	US Malfunctions:	21
US Estimated Active Implants:	11,000	Without Compromised Therapy:	18
		With Compromised Therapy:	3

Battery Depletions and Malfunctions



Malfunctions Only



US Survival Probability

Year		1	2	3	4	5	6	7	8	9	10
Non-Advisory Population	Depletions and Malfunctions	100.0%	99.9%	99.8%	99.6%	99.2%	98.4%	96.3%	90.5%	80.2%	71.4%
Registered Implants:	Malfunctions Only	100.0%	100.0%	100.0%	100.0%	100.0%	100.0%	99.9%	99.9%	99.8%	99.8%
32,000	Effective Sample Size	26316	23095	20502	18273	16276	14406	12483	9770	5349	2448

ALTRUA 60 SR

Models: S601

Worldwide Confirmed Malfunctions	38
Worldwide Distribution	68,000

	With Compromised Therapy	Without Compromised Therapy	Total
Electrical			
Capacitor (15)	2	1	3
Integrated circuit (30)	2	0	2
Other			
Battery depletion (26)	1	0	1
Battery status (49)	1	28	29
Non-patterned, other	2	1	3
Grand Total	8	30	38

References cited in table above [\(link\)](#)

ALTRUA 50 DR (Downsize)

Models: S502

Worldwide Confirmed Malfunctions	38		
Worldwide Distribution	48,000		
	With Compromised Therapy	Without Compromised Therapy	Total
Electrical			
Capacitor (15)	1	2	3
Integrated circuit (30)	0	1	1
Other			
Battery depletion (26)	0	2	2
Battery status (49)	0	30	30
Non-patterned, other	1	1	2
Grand Total	2	36	38

References cited in table above [\(link\)](#)

ALTRUA 50 SR

Models: S501

Worldwide Confirmed Malfunctions 14
Worldwide Distribution 25,000

	With Compromised Therapy	Without Compromised Therapy	Total
Electrical			
Capacitor (15)	4	1	5
Other			
Battery depletion (26)	2	0	2
Battery status (49)	0	6	6
Non-patterned, other	1	0	1
Grand Total	7	7	14

References cited in table above [\(link\)](#)

ALTRUA 50 DDD (Downsize)

Models: S504

Worldwide Confirmed Malfunctions	9		
Worldwide Distribution	12,000		
	With	Without	
	Compromised	Compromised	
	Therapy	Therapy	Total
Other			
Battery depletion (26)	3	0	3
Battery status (49)	0	6	6
Grand Total	3	6	9

References cited in table above [\(link\)](#)

ALTRUA 50 SSI

Models: S508

Worldwide Confirmed Malfunctions	4		
Worldwide Distribution	6,000		
	With Compromised Therapy	Without Compromised Therapy	Total
Other			
Battery depletion (26)	1	0	1
Battery status (49)	0	3	3
Grand Total	1	3	4

References cited in table above [\(link\)](#)

ALTRUA 50 VDD (Downsize)

Models: S504

Worldwide Confirmed Malfunctions	7		
Worldwide Distribution	6,000		
	With Compromised Therapy	Without Compromised Therapy	Total
Other			
Battery status (49)	0	7	7
Grand Total	0	7	7

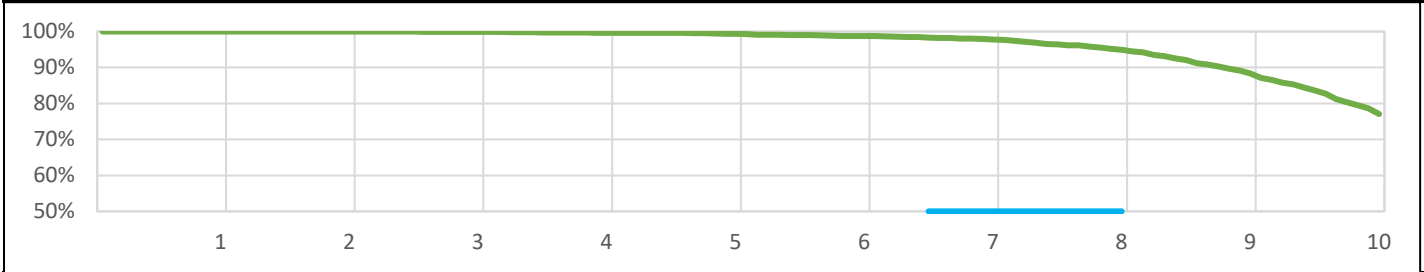
References cited in table above [\(link\)](#)

ALTRUA 40 EL DR

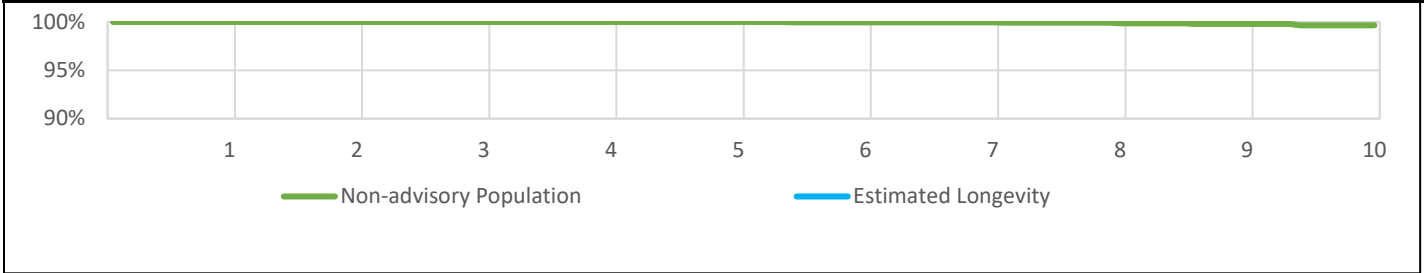
Model: S404

US Summary			
US Registered Implants:	5,000	US Normal Battery Depletions:	324
US Approval Date:	April 2008	US Malfunctions:	5
US Estimated Active Implants:	2,000	Without Compromised Therapy:	5
		With Compromised Therapy:	-

Battery Depletions and Malfunctions



Malfunctions Only



US Survival Probability												
		Year	1	2	3	4	5	6	7	8	9	10
Non-Advisory Population	Depletions and Malfunctions		100.0%	100.0%	99.9%	99.7%	99.4%	98.7%	98.0%	95.2%	89.1%	78.6%
Registered Implants:	Malfunctions Only		100.0%	100.0%	100.0%	100.0%	100.0%	100.0%	100.0%	99.9%	99.8%	99.7%
	5,000 Effective Sample Size		4430	3962	3557	3177	2836	2512	2220	1874	1052	452

ALTRUA 40 EL DR

Models: S404

Worldwide Confirmed Malfunctions	6
Worldwide Distribution	11,000

	With Compromised Therapy	Without Compromised Therapy	Total
Electrical			
Capacitor (15)	0	1	1
Other			
Battery status (49)	0	5	5
Grand Total	0	6	6

References cited in table above [\(link\)](#)

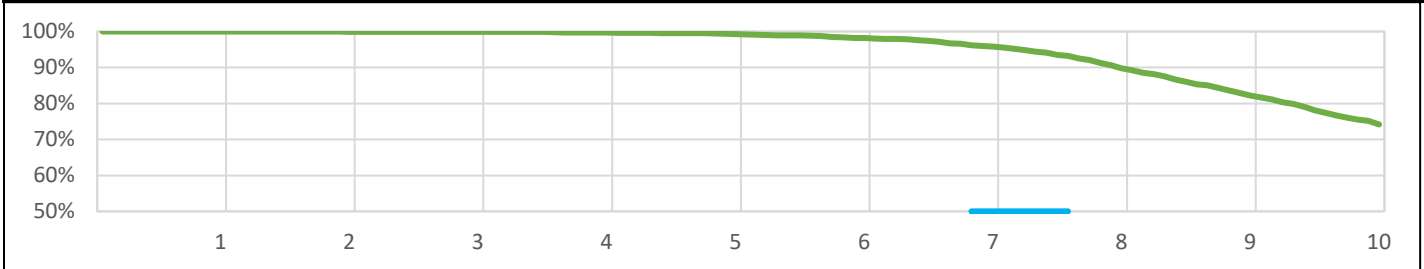
ALTRUA 40 SR

Model: S401

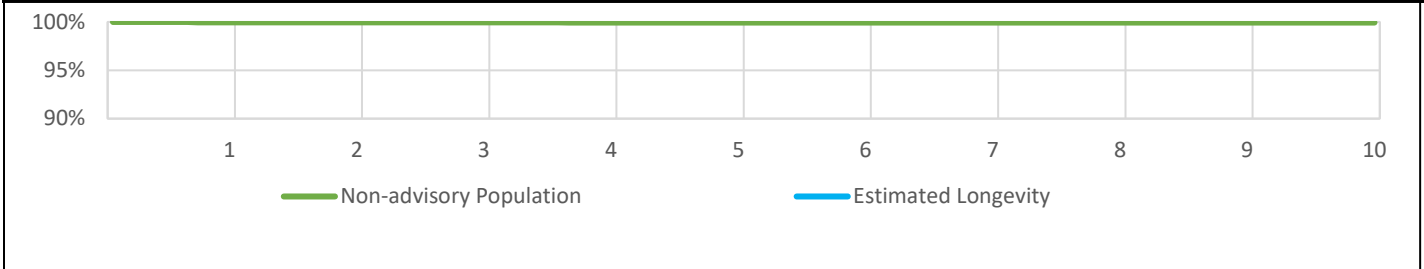
US Summary

US Registered Implants:	5,000	US Normal Battery Depletions:	382
US Approval Date:	April 2008	US Malfunctions:	2
US Estimated Active Implants:	1,000	Without Compromised Therapy:	2
		With Compromised Therapy:	-

Battery Depletions and Malfunctions



Malfunctions Only



US Survival Probability

		Year	1	2	3	4	5	6	7	8	9	10
Non-Advisory Population	Depletions and Malfunctions		100.0%	100.0%	99.9%	99.7%	99.4%	98.2%	96.0%	90.7%	82.9%	75.2%
Registered Implants:	Malfunctions Only		100.0%	100.0%	100.0%	99.9%	99.9%	99.9%	99.9%	99.9%	99.9%	99.9%
	5,000 Effective Sample Size		3883	3400	2966	2631	2321	2050	1780	1473	873	408

ALTRUA 40 SR

Models: S401

Worldwide Confirmed Malfunctions	3		
Worldwide Distribution	9,000		
	With Compromised Therapy	Without Compromised Therapy	Total
Electrical			
Capacitor (15)	0	2	2
Integrated circuit (30)	1	0	1
Grand Total	1	2	3

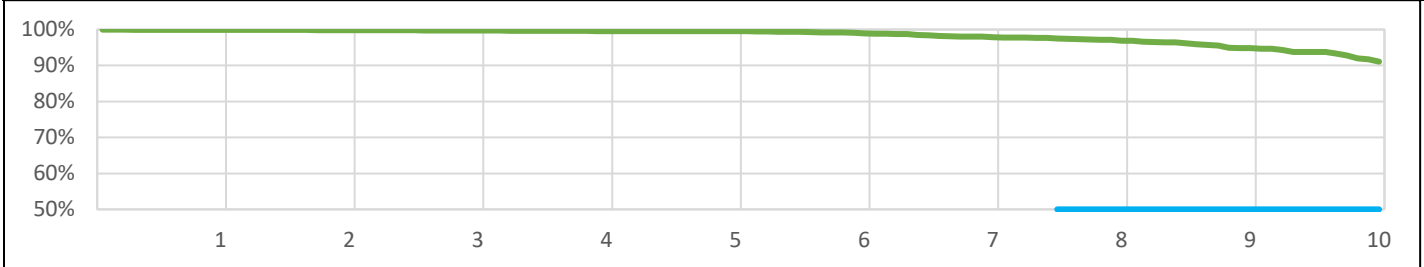
References cited in table above [\(link\)](#)

ALTRUA 20 EL DR


Model: S208

US Summary			
US Registered Implants:	3,000	US Normal Battery Depletions:	93
US Approval Date:	April 2008	US Malfunctions:	3
US Estimated Active Implants:	1,000	Without Compromised Therapy:	2
		With Compromised Therapy:	1

Battery Depletions and Malfunctions



Malfunctions Only



US Survival Probability											
Year		1	2	3	4	5	6	7	8	9	10
Non-Advisory Population	Depletions and Malfunctions	99.9%	99.9%	99.8%	99.6%	99.5%	99.1%	98.0%	97.2%	94.8%	91.7%
Registered Implants:	Malfunctions Only	100.0%	100.0%	100.0%	100.0%	100.0%	100.0%	100.0%	100.0%	99.8%	99.6%
3,000	Effective Sample Size	2763	2473	2200	1972	1750	1559	1372	1167	710	315

ALTRUA 20 EL DR

Models: S208

Worldwide Confirmed Malfunctions	6
Worldwide Distribution	11,000

	With Compromised Therapy	Without Compromised Therapy	Total
Electrical			
Capacitor (15)	2	0	2
Other			
Battery status (49)	0	3	3
Non-patterned, other	1	0	1
Grand Total	3	3	6

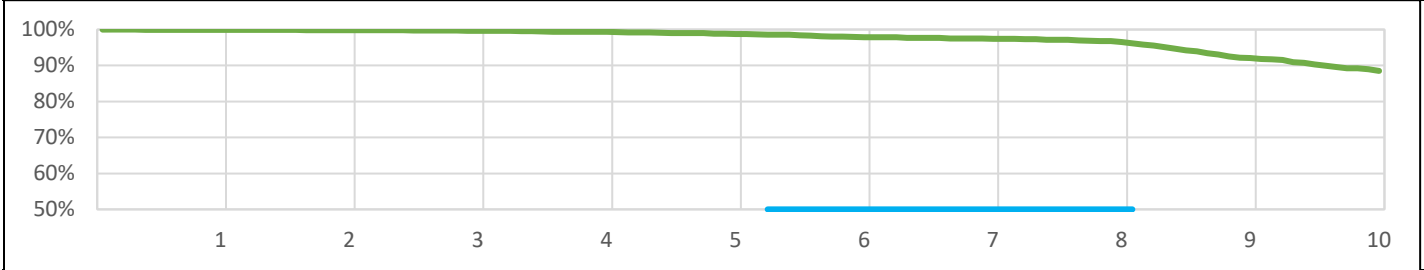
References cited in table above ([link](#))

ALTRUA 20 SR

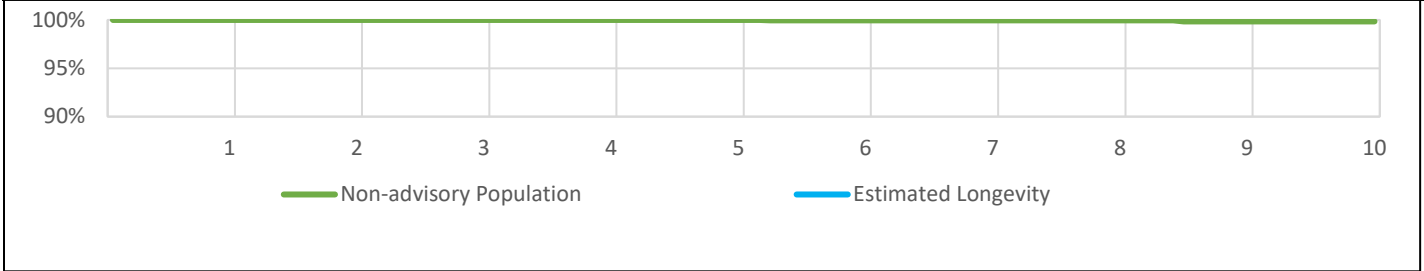
Model: S201/S204

US Summary			
US Registered Implants:	5,000	US Normal Battery Depletions:	153
US Approval Date:	April 2008	US Malfunctions:	2
US Estimated Active Implants:	1,000	Without Compromised Therapy:	2
		With Compromised Therapy:	-

Battery Depletions and Malfunctions



Malfunctions Only



US Survival Probability												
		Year	1	2	3	4	5	6	7	8	9	10
Non-Advisory Population	Depletions and Malfunctions		99.9%	99.8%	99.7%	99.3%	98.8%	97.9%	97.5%	96.7%	92.2%	89.0%
Registered Implants:	Malfunctions Only		100.0%	100.0%	100.0%	100.0%	100.0%	99.9%	99.9%	99.9%	99.8%	99.8%
	5,000 Effective Sample Size		3566	3039	2612	2286	1993	1725	1511	1260	779	404

ALTRUA 20 SR

Models: S201/S204

Worldwide Confirmed Malfunctions 4
Worldwide Distribution 24,000

	With Compromised Therapy	Without Compromised Therapy	Total
Electrical			
Capacitor (15)	0	1	1
Other			
Non-patterned, other	1	0	1
Battery status (49)	0	2	2
Grand Total	1	3	4

References cited in table above [\(link\)](#)

ALTRUA 20 DDD

Models: S207

Worldwide Confirmed Malfunctions	0
Worldwide Distribution	1,000

	With Compromised Therapy	Without Compromised Therapy	Total
Other			
Non-patterned, other	0	0	0
Grand Total	0	0	0

References cited in table above [\(link\)](#)

ALTRUA 20 SSI

Models: S206

Worldwide Confirmed Malfunctions	0		
Worldwide Distribution	8,000		
	With Compromised Therapy	Without Compromised Therapy	Total
Other			
Non-patterend, other	0	0	0
Grand Total	0	0	0

References cited in table above [\(link\)](#)

Confirmed Malfunction Details: Pulse Generator References

Descriptions listed below provide an overview of the clinical observations and/or analysis findings associated with each pulse generator confirmed malfunction pattern listed in this report.

All of the patterns listed are thoroughly investigated and analyzed. As part of Boston Scientific's process of continuous improvement, when possible, changes have been or will be implemented in response to identified malfunction patterns. "Improvements implemented" may include product design changes in existing or subsequent generations, manufacturing process modifications, software updates, educational communications, labeling changes, etc. Improvement implementation may vary by geography due to various factors, including regulatory review timing, and may not completely mitigate or eliminate the potential for additional malfunctions.

3. **Low Voltage Capacitor 2014**— *Aug 2013 and Sep 2014 Voluntary Physician Advisory.* Alert message during followup, beeping tones, premature battery depletion. Diminished low voltage capacitor performance. Improvement implemented.
4. **Unintended Fuse Activation 2013**— *March 1, 2013 Voluntary Physician Advisory.* Inability to interrogate, no magnet response, permanent loss of therapy without warning. Improvement implemented.
5. **High cathode condition**— *June 1, 2011 Voluntary Physician Advisory.* Premature battery depletion. Misaligned battery component. Improvement implemented.
6. **Subpectoral implant 2009**— *December 01, 2009 Voluntary Physician Advisory.* Noise, oversensing, inappropriate shocks, pacing inhibition, high impedance when implanted subpectorally. Weakened bond between header and titanium case. Improvement implemented.
7. **Respiratory Sensor Oversensing**— *March 23, 2009 Voluntary Physician Advisory.* Oversensing, noise, inappropriate shock, pacing inhibition. When Respiratory Sensor is ON, RV lead or system complications may cause oversensing or noise. Improvement implemented.
8. **Low-voltage capacitor**— *June 23, 2006 and August 24, 2006 Voluntary Physician Advisory.* Premature battery depletion, no output, no interrogation. Failed low-voltage capacitor. Improvement implemented.
9. **Crystal timing component Failure Mode 1**— *September 22, 2005 Voluntary Physician Advisory.* Intermittent or permanent loss of pacing output without warning, intermittent or permanent loss of telemetry, reversion to VVI mode or appearance of a reset warning message upon interrogation. Foreign material within a crystal timing component. Improvement implemented.
10. **Crystal timing component Failure Mode 2**— *September 22, 2005 Voluntary Physician Advisory.* At implant procedure or during pre-implant testing: Intermittent or permanent loss of pacing output without warning, intermittent or permanent loss of telemetry, reversion to VVI mode, or appearance of a reset warning message upon interrogation. Microscopic particle within a crystal timing component. Three failures have been reported following confirmation of successful implantation. No currently distributed devices are subject to this peri-implant failure mode. Improvement implemented.
11. **Longevity labeling**— Battery longevity inconsistent with longevity labeling. Device battery status indicators are accurate and no loss of therapy has been reported.
12. **Solder bond**— Loss of device output, loss of sensing. Separation of component solder from substrate. Improvement implemented.
13. **Integrated circuit**— Power on Reset state, loss of telemetry, safety mode operation or loss of output. Failed digital integrated circuit.
14. **Capacitor**— Premature battery depletion, inability to interrogate. Damage to low-voltage capacitor.
15. **Capacitor**— No telemetry, no pacing, premature battery depletion. Gradual, premature battery depletion most common; in rare instances, rapid depletion occurred with no therapy available. Failed low-voltage capacitor.
16. **Capacitor array**— Loss of device output, loss of capture, inability to accurately measure charge times causing elective replacement indicator declaration. Damage to capacitor array. Improvement implemented.
17. **Integrated circuit**— No telemetry, premature battery depletion. Integrated circuit issue within high-voltage transistor.
18. **Battery depletion**— Premature battery depletion and loss of capture.
19. **Seal plug**— Non-cardiac signals on electrograms leading to inhibition of pacing and/or inappropriate shock delivery. Damaged seal plug. Improvement implemented.
20. **Header**— High impedance, compromised header bonding identified during lead revision procedures. Insufficient medical adhesive bonding between header and case. Improvement implemented.
21. **Magnet response**— No magnet response. Particulate material in component. Improvement implemented.
22. **Battery depletion**— Premature battery depletion.
23. **Memory error**— Device resets (including pacing at reset parameters) and inability to interrogate. Errors in device memory.
24. **Transformer**— Charge time alert message and/or end of life (EOL) indicator displayed, loss of shock therapy. Damaged transformer. Improvement implemented.
25. **Setscrew block**— No pacing or pauses in pacing, intermittent or lack of setscrew contact with lead. Incorrect setscrew block. Improvement implemented.
26. **Battery depletion**— Loss of therapy, inability to interrogate, no magnet response, premature battery depletion.

27. **Solder bond**— Inability to interrogate, no magnet response, no pacing output. Broken solder bond between wire mounting surface and internal circuitry. Improvement implemented.
28. **Stored EGMs**— Inability to view stored EGMs. Incorrect EGM index location.
29. **Battery post**— Inability to interrogate, no pacing output. Bent battery post. Improvement implemented.
30. **Integrated circuit**— Premature battery depletion, loss of pacing output, inability to interrogate, loss of sensing, high-rate pacing, loss of shock therapy. Damage to integrated circuit. Improvement implemented.
31. **Alert messages**— During programmer interactions, alert messages appear which are able to be cleared. In one case, an alert message occurred with two memory errors after multiple device resets.
32. **Setscrew**— Inability to tighten or loosen setscrews during implant or replacement procedure due to process variability. Improvement implemented.
33. **Seal plug**— Lifted or missing seal plugs. Inadequate medical adhesive bond. Improvement implemented
34. **Underestimation of battery status**— Underestimation of remaining longevity due to invalid charge time measurement. Improvement implemented.
35. **Interrupted telemetry**— Early appearance of Elective Replacement Time (ERT) indicator, unexpected impedance measurements (>2500 ohms). Interruption in telemetry sequence during software upgrade. Improvement implemented.
36. **Pacing rate limit**— Inability to interrogate. Inappropriate pacing due to feature interaction. Improvement implemented.
37. **Solder joint**— Inappropriate shocks, beeping, fallback mode, errors or inability to interrogate or program. Cracked solder joint due to repetitive mechanical stress-induced component damage, only when implanted subpectorally with serial number facing the ribs.
38. **Transformer**— Inability to interrogate, loss of pacing and shock therapy. Failed transformer.
39. **Connector block**— Connector block can be moved out of alignment or displaced from header. Prolonged implant procedure, high impedance, no pacing, no sensing. Improvement implemented.
40. **Seal plug**— Non-cardiac signals on electrograms may result in loss of pacing or inappropriate shocks. Seal plug allows air in lead port to escape.
41. **Difficulty securing lead**— Noise, high impedance, inappropriate shocks or loss of therapy due to crossthreaded setscrews, intermittent or lack of contact between lead and header. Improvement implemented.
42. **Safety Core-electrocautery**— During electrocautery, device may enter Safety Core. Circuitry response to noise caused by electrocautery. Improvement implemented.
43. **High-voltage capacitor**— Alert message upon interrogation, extended charge time. Damaged high voltage capacitor.
44. **Magnet rate**— During interrogation, magnet rate remains after removal of magnet. Reed switch stuck in closed position. Improvement implemented.
45. **Header contacts**— Noise, oversensing, inappropriate shock, high pacing impedance, possible loss of pacing and sensing. Poor header connection with lead terminals due to contacts.
46. **Safety Core-programming**— Device enters Safety Core after three consecutive invalid programming attempts, due to firmware issue. Improvement implemented.
47. **Low-voltage capacitors**— Premature battery depletion, voltage alert during followup, device beeping. Capacitor failure.
48. **Alert messages not displayed post-EOL**— No alert message display after EOL declaration. Improvement implemented.
49. **Battery status**— Longevity remaining, battery status, gas gauge and/or magnet rate do not align or are inconsistent.
50. **Integrated circuit**— Loss of telemetry, premature battery depletion, alert message during followup. Integrated circuit issue. Improvement implemented.
51. **Memory errors**— Safety mode operation, inaccurately labeled pacing data. Errors in device memory
52. **High voltage circuit**— Alert message after implant, loss of shock therapy. Failed output module.
53. **Battery**— Beeping tones and alert message upon interrogation. Reduced battery voltage. Improvement implemented.
54. **Low-voltage capacitor**— Alert message during followup, beeping tones, premature battery depletion. Diminished low voltage capacitor performance. Improvement implemented.
55. **Shortened replacement time 2018 November 2018 Voluntary Physician Advisory**. Premature, gradual depletion of battery; in rare instances, rapid depletion with no therapy available. Improvement implemented.
56. **Telemetry**— Inability to interrogate, premature battery depletion.
57. **Unintended Battery Depletion Alert**— Beeping tones, Battery Depletion alert during followup despite normal battery depletion. Alert may be cleared without impact to battery status or therapy availability. Improvement implemented.
58. **High voltage circuit**— Long charge time at implant, inability to interrogate, loss of pacing and shock therapy. Improvement implemented.
59. **Respiratory sensor**— Temporary increase or decrease in pacing rate as a result of respiratory sensor response to non-respiratory signals. No loss of pacing output.
60. **Titanium case material**— Noise, oversensing, abnormal pacing impedance, loss of capture, premature battery depletion. Titanium case material creating a higher than normal current drain condition. Improvement implemented.
61. **Charge Timeout Alert**— Beeping tones, programmer warning screen, abnormal shock impedance. Charge timeout alert.
62. **High voltage circuit component**— Charge time alert message and/or Elective Replacement indicator (ERI) displayed, beeping tones. High voltage circuit component. Improvement implemented.
63. **Integrated circuit**— Abnormal lead impedance, no telemetry, premature battery depletion. Integrated circuit issue within high-voltage transistor Improvement implemented

64. **Safety Core-unintended biventricular pacing**— *Dec 2017 Voluntary Physician Advisory*. Device enters Safety Core after detecting unintended asynchronous biventricular pacing due to software issue.
65. **Memory corruption** - *Jun 2017 Voluntary Physician Advisory*. Atypical energy delivery, error messages upon interrogation, loss of tachy therapy. Memory corruption. Improvement implemented.
67. **Capacitor**— Premature battery depletion. Diminished low voltage capacitor performance.
68. **Telemetry**— Alert message during followup, inability to interrogate, premature battery depletion, loss of pacing therapy. Telemetry component.
69. **Low-voltage capacitor**— Alert message during followup, beeping tones, premature battery depletion.
70. **Hydrogen induced premature depletion - September 2018** - *September 2018 Voluntary Physician Advisory*. Premature battery depletion. Diminished low voltage capacitor performance.
71. **Battery** – Premature, gradual depletion of battery; in rare instances, rapid depletion with no therapy available. Improvement implemented.
72. **Capacitor**— Premature battery depletion. Diminished capacitor performance
73. **Misaligned markers**— Stored episode markers do not match recorded EGM.
74. **Header**— Noise, oversensing, inappropriate shocks, pacing inhibition, high impedance when implanted subcutaneously. Weakened bond between header and titanium case. Improvement Implemented.
75. **High voltage capacitor**— Charge time alert message, end of life (EOL) indicator displayed, beeping tones. Loss of tachy therapy without loss of brady therapy. Internal high-voltage capacitor issue. Improvement implemented.
76. **Internal insulation**— Beeping tones, loss of telemetry, premature battery depletion, loss of tachy therapy. Internal insulation issue.
77. **S-ICD battery depletion 2019** – *August 2019 Voluntary Physician Advisory*. Premature battery depletion. Diminished capacitor performance.
78. **Solder joint**— Beeping tones, device errors, loss of tachy therapy. Cracked solder joint.
79. **Battery cathode** – Safety mode operation, inability to interrogate, loss of brady therapy. Internal battery cathode issue.

Before/During Implant Procedure - Worldwide Malfunctions: Pulse Generators

This section of the report depicts the number of product malfunctions that occurred worldwide either before implant (prior to opening the sterile product packaging) or during implant (once the sterile product packaging has been opened). In all cases, the product in question must be returned to Boston Scientific CRM and confirmed through laboratory analysis to have operated or exhibited a problem outside the specified performance limits established by Boston Scientific. Damage incurred during shipping/transit or due to external factors warned against in labeling (e.g. radiation) is not reported as device malfunction here.

The Electrical category is comprised of confirmed malfunctions involving electrical components such as batteries and capacitors, and also includes fault codes encountered at implant. The majority of before/during implant pulse generator confirmed malfunctions in the Mechanical category are issues occurring within the connector block (e.g. stuck setscrews, seal plug/ring issues). The Software category consists primarily of confirmed malfunctions that result in telemetry issues. Confirmed malfunctions in the Labeling and Packaging categories include product labeling/identification issues and damage to sterile packaging, respectively. The Other category is comprised of non-patterned confirmed malfunctions.

CRT-D/Model	Worldwide Distribution	Electrical	Mechanical	Software	Other	Labeling	Packaging
RESONATE/MOMENTUM/CHARISMA/VIGILANT CRT-D G124/G125/G126/G128/G138/G224/G225/G228/G237/G247/ G248/G324/G325/G347/G348/G424/G425/G426/G428/G437/ G447/G448/G524/G525/G526/G528/G537/G547/G548	52,000	1	2	2	5	0	0
AUTOGEN CRT-D G160/G161/G164/G166/G168/G172/G173/G175/ G177/G179	24,000	3	0	0	3	0	0
DYNAGEN/INOGEN/ORIGEN CRT-D G150/G151/G154/G156/G158/G140/G141/ G146/G148/G050/G051/G056/G058	104,000	3	4	5	14	0	0
CRT-P/Model	Worldwide Distribution	Electrical	Mechanical	Software	Other	Labeling	Packaging
VISIONIST/VALITUDE U125/U128/U225/U226/U228	64,000	5	0	1	2	0	0
INTUA V272/V273/V282/V283/W272/W273	3,000	0	0	0	0	0	0
INVIVE V172/V173/V182/V183/W172/W173	18,000	0	0	1	3	0	0
CONTAK RENEWAL TR 2 H140/H145	31,000	1	7	0	5	0	0

ICD/Model	Worldwide Distribution	Electrical	Mechanical	Software	Other	Labeling	Packaging
RESONATE/MOMENTUM/CHARISMA/VIGILANT ICD DR D121/D221/D233/D321/D333/D421/D433/D521/D533	24,000	0	1	2	2	0	0
RESONATE/MOMENTUM/CHARISMA/VIGILANT ICD VR D120/D220/D232/D320/D332/D420/D432/D520/D532	20,000	0	3	1	0	0	0
AUTOGEN ICD EL VR D160/D161/D174/D175	17,000	1	0	0	0	0	0
AUTOGEN ICD EL DR D162/D163/D176/D177	16,000	1	0	1	0	0	0
DYNAGEN/INOGEN/ORIGEN ICD EL VR D020/D021/D010/D011/D000/D001	57,000	1	0	3	4	0	0
DYNAGEN/INOGEN/ORIGEN ICD EL DR D020/D021/D010/D011/D000/D001	60,000	0	2	2	1	0	0
DYNAGEN/INOGEN/ORIGEN ICD MINI VR D020/D021/D010/D011/D000/D001	26,000	1	0	3	0	0	0
DYNAGEN/INOGEN/ORIGEN ICD MINI DR D022/D023/D012/D013/D002/D003	25,000	2	0	0	2	0	0
S-ICD/Model	Worldwide Distribution	Electrical	Mechanical	Software	Other	Labeling	Packaging
EMBLEM S-ICD A209/A219	71,000	1	0	5	47	0	0
SQ-RX S-ICD 1010	11,000	11	0	21	27	0	0

Pacemaker/Model	Worldwide Distribution	Electrical	Mechanical	Software	Other	Labeling	Packaging
ACCOLADE/PROPONENT/ESSENTIO DR EL J064/K064/K067/K084	206,000	7	3	4	11	0	0
ACCOLADE/PROPONENT/ESSENTIO DR J064/K064/K067/K084	369,000	5	0	5	18	0	0
ACCOLADE/PROPONENT/ESSENTIO SR L100/L110/L200/L210/L300/L310	134,000	1	1	1	14	0	0
ADVANTIO/INGENIO/VITALIO EL DR J064/J067/K064/K067/K084/K087/ J174/J177/K174/K177/K184/K187/ J274/J277/K274/K277/K284/K287	77,000	1	1	0	4	0	0
ADVANTIO/INGENIO/VITALIO/FORMIO DR J064/J067/K064/K067/K084/K087/J174/J177/ K174/K177/K184/K187/J274/J277/K274/K277/ K284/K287/J278/J279/K278/K279/K288/K289	219,000	4	0	1	15	0	0
ADVANTIO/INGENIO/VITALIO SR J062/J065/K062/K065/K082/K085/ J172/J175/K172/K175/K182/K185/ J272/J275/K272/K275/K282/K285	86,000	0	0	1	5	0	0

U.S. Reason for Out of Service

As requested by the Heart Rhythm Society Task Force on Device Performance Policies and Guidelines, Boston Scientific provides reasons for device explant or out of service, if known. The reasons consist of normal battery depletion, unconfirmed premature battery depletion, device upgrade, device malfunction (which includes devices under advisory that have experienced a malfunction), complication related to another system component or clinical condition, (such as infection), or "other," a category consisting of patient death, prophylactic device explant, elective replacement, general product dissatisfaction, other observation/complication, unspecified, or unknown.

The counts for normal battery depletion, unconfirmed premature battery depletion, and device malfunction are reflected in the U.S. survival probability data. Reason for device explant or out of service may either be confirmed through laboratory analysis (as in the case of device malfunction) or it may be reported to Boston Scientific with no associated device return or laboratory analysis. Although a device may be indicated by the health care provider to have been taken out of service for more than one reason, the table below indicates only one reason per device in category counts.

CRT-D/Model	U.S. Registered Implants	Normal Battery Depletion	Device Upgrade	Device Malfunction ¹	Complication related to another system component or clinical condition ²	Other ³
RESONATE/MOMENTUM/CHARISMA/VIGILANT CRT-D G124/G125/G126/G128/G138/G224/G225/G228/G237/G247/G248/G324/G325/G347/G348/G424/G425/G426/G428/G437/G447/G448/G524/G525/G526/G528/G537/G547/G548	27000	2	63	5	270	1084
DYNAGEN/INOGEN/ORIGEN CRT-D G050/G051/G056/G058/G140/G141/G146/G148/G150/G151/G154/G156/G158	67000	154	276	49	938	7927
INCEPTA/ENERGEN/PUNCTUA CRT-D N050/N051/N052/N053/N140/N141/N142/N143/N160/N161/N162/N163/N164/N165/P052/P053/P142/P143/ P162/P163/P165	53000	2131	349	749	887	16572
COGNIS N118/N119/N120/P106/P107/P108	75000	10371	375	2073	1648	37986

CRT-P/Model	U.S. Registered Implants	Normal Battery Depletion	Device Upgrade	Device Malfunction ¹	Complication related to another system component or clinical condition ²	Other ³
VISIONIST/VALITUDE U125/U128/U225/U226/U228	31000	57	564	24	209	3223
INTUA V272/V273/V282/V283/W272/W273	3000	61	59	3	26	631
INVIVE V172/V173/V182/V183/W172/W173	8000	306	133	17	45	2604
CONTAK RENEWAL TR H120/H125	19000	4128	204	67	207	11214

S-ICD/Model	U.S. Registered Implants	Normal Battery Depletion	Device Upgrade	Device Malfunction ¹	Complication related to another system component or clinical condition ²	Other ³
EMBLEM S-ICD A209, A219	33000	20	248	113	682	2369
SQ-RX S-ICD 1010	8000	761	156	95	242	1686

ICD/Model	U.S. Registered Implants	Normal Battery Depletion	Device Upgrade	Device Malfunction ¹	Complication related to another system component or clinical condition ²	Other ³
RESONATE/MOMENTUM/CHARISMA/VIGILANT ICD DR D121/D221/D233/D321/D333/D421/D433/D521/D533	13000	1	131	3	109	355
RESONATE/MOMENTUM/CHARISMA/VIGILANT ICD VR D120/D220/D232/D320/D332/D420/D432/D520/D532	8000	3	92	0	65	199
DYNAGEN/INOGEN/ORIGEN ICD EL DR D052/D053/D142/D143/D152/D153	41000	21	1192	18	471	3133
DYNAGEN/INOGEN/ORIGEN ICD EL VR D050/D051/D140/D141/D150/D151	34000	16	1076	15	368	2357
DYNAGEN/INOGEN/ORIGEN ICD MINI DR D002/D003/D012/D013/D022/D023	9000	143	252	15	107	1228
DYNAGEN/INOGEN/ORIGEN ICD MINI VR D000/D001/D010/D011/D020/D021	9000	16	286	7	105	1031
INCEPTA/ENERGEN/PUNCTUA ICD VR E050/E051/E140/E141/E160/E160/ F050/F051/F140/F141/F160/F161	39000	115	1709	863	513	8815
INCEPTA/ENERGEN/PUNCTUA ICD DR E052/E053/E142/E143/E162/E163/F052/F053/F142/F143/F162/F163	47000	164	1985	1000	615	11180

ICD/Model, continued...	U.S. Registered Implants	Normal Battery Depletion	Device Upgrade	Device Malfunction ¹	Complication related to another system component or clinical condition ²	Other ³
TELIGEN VR E102/E103/F102/F103	38000	350	1543	2191	647	15661
TELIGEN DR E110/E111/F110/F111	66000	3203	2392	2916	1107	28545

Pacemaker/Model	U.S. Registered Implants	Normal Battery Depletion	Device Upgrade	Device Malfunction ¹	Complication related to another system component or clinical condition ²	Other ³
ACCOLADE/PROONENT/ESSENTIO DR EL L121/L131/L221/L231/L321/L331	86000	46	1703	143	382	4532
ACCOLADE/PROONENT/ESSENTIO DR L101/L111/L201/L211/L301/L311	179000	252	3261	310	880	15817
ACCOLADE/PROONENT/ESSENTIO SR L100/L110/L200/L210/L300/L310	35000	30	843	92	171	5337
ADVANTIO/INGENIO/VITALIO EL DR J064/J067/K064/K067/K084/K087/ J174/J177/K174/K177/K184/K187/ J274/J277/K274/K277/K284/K287	11000	20	351	13	49	1864
ADVANTIO/INGENIO/VITALIO/FORMIO DR J064/J067/K064/K067/K084/K087/J174/J177/ K174/K177/K184/K187/J274/J277/K274/K277/ K284/K287/J278/J279/K278/K279/K288/K289	121000	2019	2927	187	521	30472
ADVANTIO/INGENIO/VITALIO SR J062/J065/K062/K065/K082/K085/ J172/J175/K172/K175/K182/K185/ J272/J275/K272/K275/K282/K285	27000	75	571	12	106	9928

Pacemaker/Model, continued...	U.S. Registered Implants	Normal Battery Depletion	Device Upgrade	Device Malfunction ¹	Complication related to another system component or clinical condition ²	Other ³
ALTRUA 60 SR S601	32000	2700	450	21	144	17723
ALTRUA 60 DR (Downsize) S603	90000	22492	1199	98	468	38808
ALTRUA 60 DR S602	22000	2905	430	38	157	9565
ALTRUA 60 DR EL S606	59000	3597	1156	47	345	22076
ALTRUA 40 SR S401	5000	382	46	2	17	2864
ALTRUA 40 DR (downsize) S403	14000	3579	156	4	63	6495
ALTRUA 40 DR S402	2000	228	32	1	7	921
ALTRUA 40 DR EL S404	5000	323	78	5	33	2324
ALTRUA 20 SR S201/S204	5000	151	36	2	31	2883
ALTRUA 20 DR EL S208	3000	93	42	3	10	1548

¹ Device malfunction consists of all U.S. confirmed malfunctions for a product/product grouping. These include confirmed malfunctions for advisory populations, as well as any other type of malfunction in which a device was returned and confirmed by laboratory analysis to have malfunctioned.. U.S. confirmed malfunction counts are reflected in U.S. survival probability.

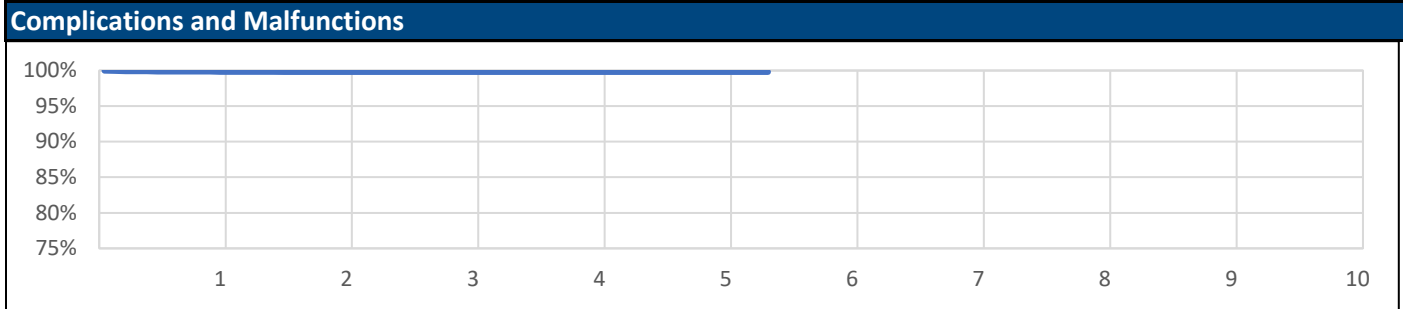
² System component and/or clinical condition complications may include, for example: infection, erosion, lead-to-PG interface.

³ Other consists of: patient death, elective replacement, general product dissatisfaction, other observation/complication, unspecified, or unknown.

ACUITY X4 Spiral L

Models: 4677/4678

US Summary			
US Registered Implants:	13,000	US Chronic Complications	22
US Approval Date:	February 2016	US Malfunctions:	-
US Estimated Active Implants:	12,000	Without Compromised Therapy:	-
		With Compromised Therapy:	-



US Survival Probability											
Year		1	2	3	4	5	6	7	8	9	10
Non-Advisory Population	Depletions and Malfunctions	99.8%	99.8%	99.8%	99.8%	99.8%	99.8%	--	--	--	--
Registered Implants: 13000	Effective Sample Size	9440	6016	3192	1052	277	201	--	--	--	--

@ 64 months

ACUITY X4 Spiral L

Models: 4677/4678

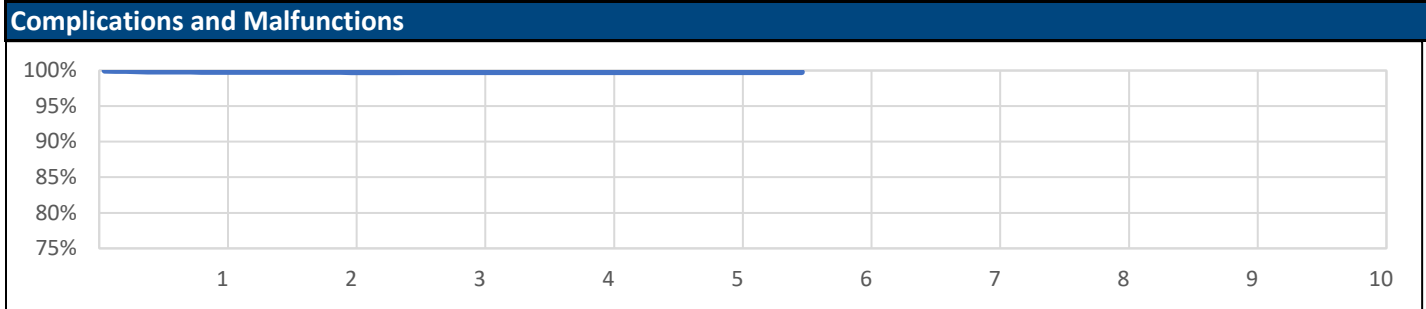
Worldwide Confirmed Malfunctions		1	
Worldwide Distribution		31,000	
	With Compromised Therapy	Without Compromised Therapy	Total
Other			
Non-patterned, other	0	1	1
Grand Total	0	1	1

References cited in table above ([link](#))

ACUITY X4 Spiral S

Models: 4674/4675

US Summary			
US Registered Implants:	36,000	US Chronic Complications	63
US Approval Date:	February 2016	US Malfunctions:	-
US Estimated Active Implants:	33,000	Without Compromised Therapy:	-
		With Compromised Therapy:	-



US Survival Probability											
Year		1	2	3	4	5	6	7	8	9	10
Non-Advisory Population	Depletions and Malfunctions	99.8%	99.8%	99.8%	99.8%	99.8%	99.8%	--	--	--	--
Registered Implants: 36000	Effective Sample Size	24836	15401	7951	2107	373	205	--	--	--	--

@ 66 months

ACUITY X4 Spiral S

Models: 4674/4675

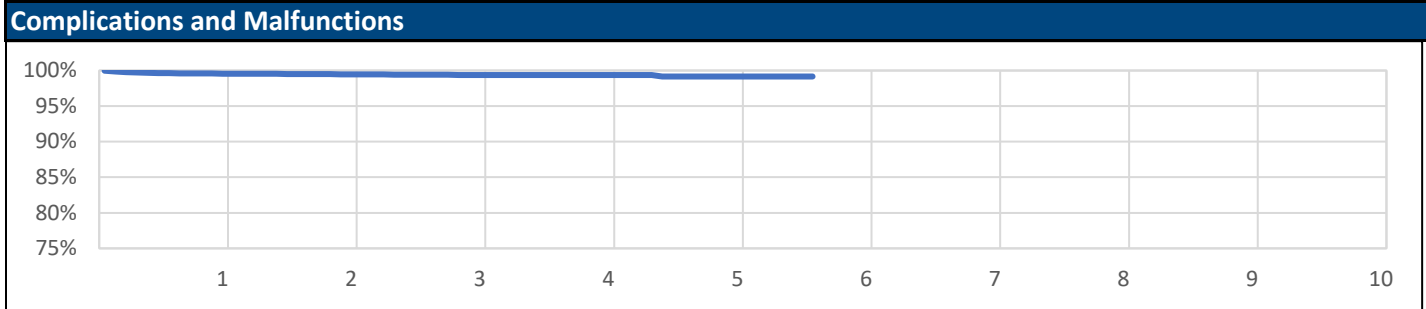
Worldwide Confirmed Malfunctions		0	
Worldwide Distribution		75,000	
	Without Compromised Therapy	With Compromised Therapy	Total
Other			
Non-patterned, other	0	0	0
Grand Total	0	0	0

References cited in table above [\(link\)](#)

ACUITY X4 Straight

Models: 4671/4672

US Summary			
US Registered Implants:	27,000	US Chronic Complications	127
US Approval Date:	February 2016	US Malfunctions:	-
US Estimated Active Implants:	24,000	Without Compromised Therapy:	-
		With Compromised Therapy:	-



US Survival Probability											
Year		1	2	3	4	5	6	7	8	9	10
Non-Advisory Population	Depletions and Malfunctions	99.6%	99.5%	99.4%	99.4%	99.2%	99.2%	--	--	--	--
Registered Implants: 27000	Effective Sample Size	18235	10876	5494	1328	352	209	--	--	--	--

@ 67 months

ACUITY X4 Straight

Models: 4671/4672

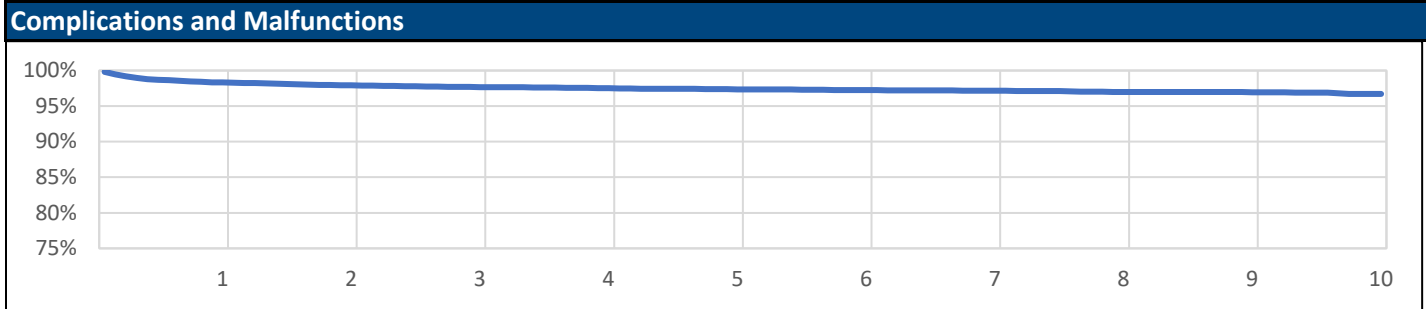
Worldwide Confirmed Malfunctions	0		
Worldwide Distribution	60,000		
	With Compromised Therapy	Without Compromised Therapy	Total
Other			
Non-patterned, other	0	0	0
Grand Total	0	0	0

References cited in table above [\(link\)](#)

ACUITY Spiral

Models: 4591/4592/4593

US Summary			
US Registered Implants:	24,000	US Chronic Complications	557
US Approval Date:	May 2008	US Malfunctions:	9
US Estimated Active Implants:	13,000	Without Compromised Therapy:	5
		With Compromised Therapy:	4



US Survival Probability											
Year		1	2	3	4	5	6	7	8	9	10
Non-Advisory Population	Depletions and Malfunctions	98.3%	97.9%	97.7%	97.5%	97.4%	97.2%	97.2%	97.0%	96.9%	96.7%
Registered Implants: 24000	Effective Sample Size	19773	17450	15423	13586	11587	9358	7071	5034	3389	1938

ACUITY Spiral

Models: 4591/4592/4593

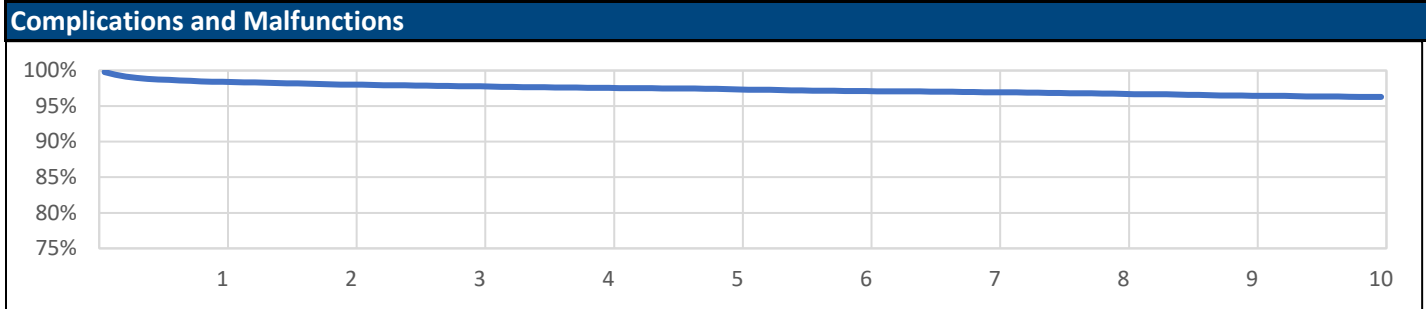
Worldwide Confirmed Malfunctions	9		
Worldwide Distribution	46,000		
	With Compromised Therapy	Without Compromised Therapy	Total
Other			
Non-patterned, other	4	5	9
Grand Total	4	5	9

References cited in table above [\(link\)](#)

ACUITY Steerable

Models: 4554/4555/4556

US Summary			
US Registered Implants:	29,000	US Chronic Complications	728
US Approval Date:	May 2008	US Malfunctions:	33
US Estimated Active Implants:	14,000	Without Compromised Therapy:	12
		With Compromised Therapy:	21



US Survival Probability											
Year		1	2	3	4	5	6	7	8	9	10
Non-Advisory Population	Depletions and Malfunctions	98.4%	98.0%	97.8%	97.6%	97.3%	97.1%	96.9%	96.7%	96.5%	96.3%
Registered Implants: 29000	Effective Sample Size	24562	21943	19651	17583	15437	12973	10250	8020	6062	4282

ACUITY Steerable

Models: 4554/4555/4556

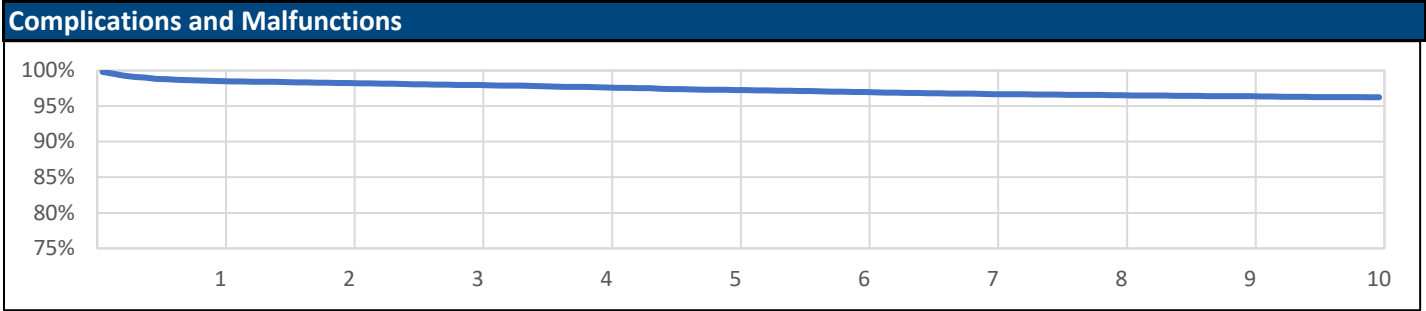
Worldwide Confirmed Malfunctions	57		
Worldwide Distribution	65,000		
	With Compromised Therapy	Without Compromised Therapy	Total
Conductor			
Extracardiac fracture (34)	28	8	36
Other			
Non-patterned, other	10	11	21
Grand Total	38	19	57

References cited in table above ([link](#))

EASYTRAK 3

Models: 4522/4524/4525/4527/4548/4549/4550

US Summary			
US Registered Implants:	22,000	US Chronic Complications	553
US Approval Date:	August 2004	US Malfunctions:	32
US Estimated Active Implants:	8,000	Without Compromised Therapy:	9
		With Compromised Therapy:	23



US Survival Probability											
Year		1	2	3	4	5	6	7	8	9	10
Non-Advisory Population	Depletions and Malfunctions	98.5%	98.2%	98.0%	97.6%	97.3%	97.0%	96.7%	96.5%	96.4%	96.2%
Registered Implants: 22000	Effective Sample Size	18445	16477	14751	13168	11567	9867	8084	6531	5280	4249

EASYTRAK 3

Models: 4522/4524/4525/4527/4548/4549/4550

Worldwide Confirmed Malfunctions	52
Worldwide Distribution	43,000

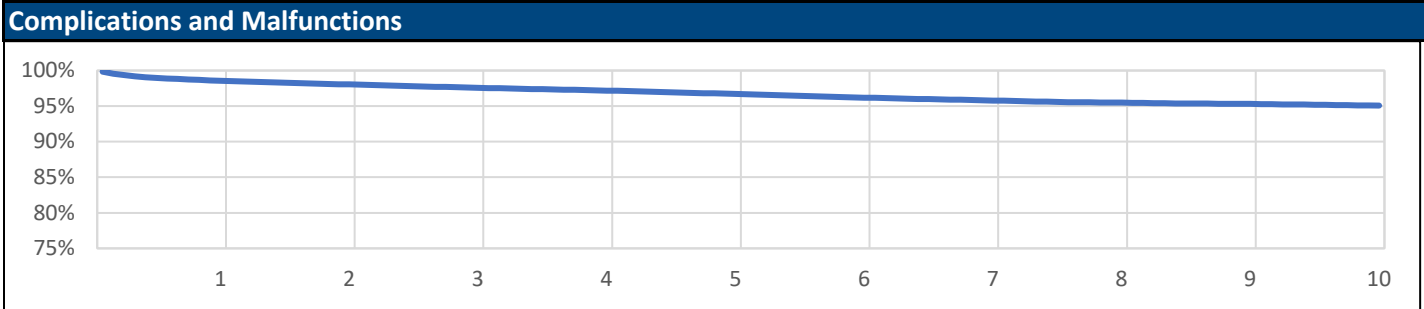
	With Compromised Therapy	Without Compromised Therapy	Total
Conductor			
Extracardiac fracture (34)	28	6	34
Other			
Non-patterned, other	7	11	18
Grand Total	35	17	52

References cited in table above ([link](#))

EASYTRAK 2

Models: 4515/4517/4518/4520/4542/4543/4544

US Summary			
US Registered Implants:	97,000	US Chronic Complications	2,868
US Approval Date:	August 2004	US Malfunctions:	401
US Estimated Active Implants:	35,000	Without Compromised Therapy:	142
		With Compromised Therapy:	259



US Survival Probability											
Year		1	2	3	4	5	6	7	8	9	10
Non-Advisory Population	Depletions and Malfunctions	98.6%	98.0%	97.6%	97.2%	96.7%	96.2%	95.8%	95.5%	95.3%	95.1%
Registered Implants: 97000	Effective Sample Size	82328	73352	65450	58282	50948	43316	35806	29266	23644	18414

EASYTRAK 2

Models: 4515/4517/4518/4520/4542/4543/4544

Worldwide Confirmed Malfunctions	544
Worldwide Distribution	180,000

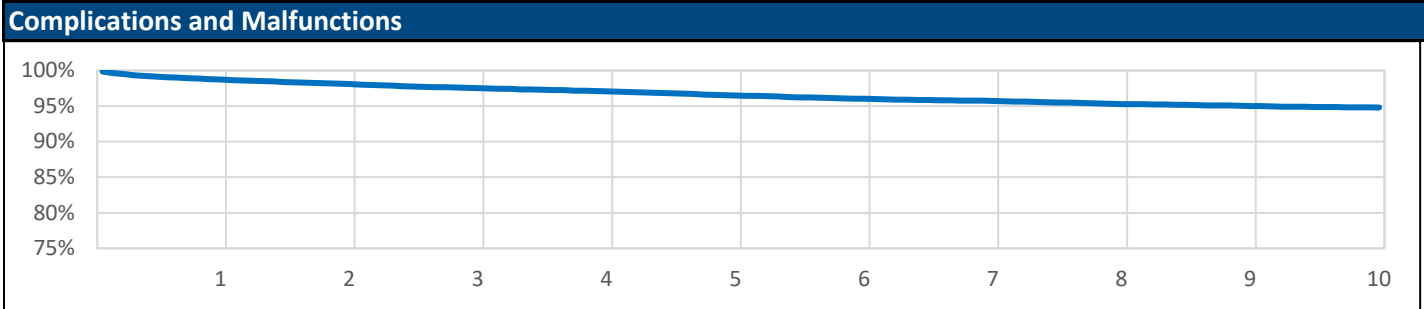
	With Compromised Therapy	Without Compromised Therapy	Total
Conductor			
Conductor fracture (25)	329	146	475
Other			
Non-patterned, other	39	30	69
Grand Total	368	176	544

References cited in table above ([link](#))

EASYTRAK

Models: 4510/4511/4512/4513/4535/4536/4537/4538

US Summary			
US Registered Implants:	38,000	US Chronic Complications	1,128
US Approval Date:	May 2002	US Malfunctions:	94
US Estimated Active Implants:	6,000	Without Compromised Therapy:	9
		With Compromised Therapy:	85



US Survival Probability											
Year		1	2	3	4	5	6	7	8	9	10
Non-Advisory Population	Depletions and Malfunctions	98.7%	98.1%	97.5%	97.1%	96.5%	96.0%	95.7%	95.3%	95.0%	94.8%
Registered Implants: 38000	Effective Sample Size	30332	26088	22393	19259	16447	14072	12075	10515	9286	8256

EASYTRAK

Models: 4510/4511/4512/4513/4535/4536/4537/4538

Worldwide Confirmed Malfunctions	106
Worldwide Distribution	53,000

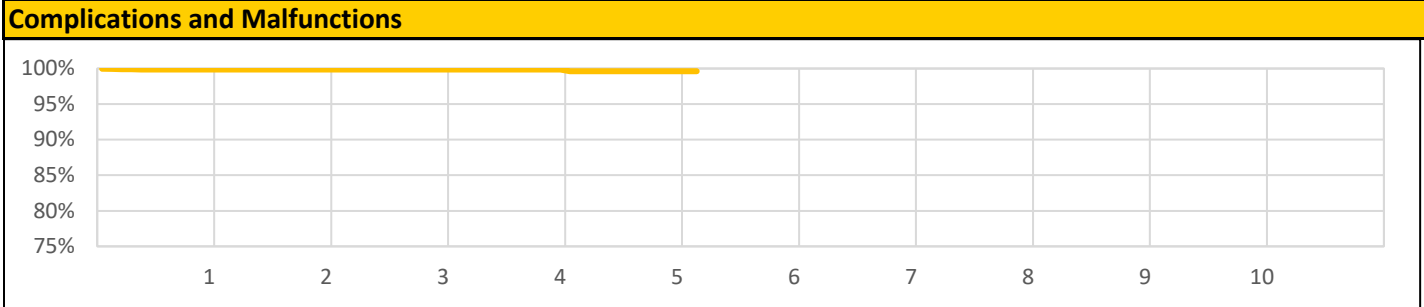
	With Compromised Therapy	Without Compromised Therapy	Total
Other			
Non-patterned, other	96	10	106
Grand Total	96	10	106

References cited in table above [\(link\)](#)

ENDOTAK RELIANCE 4-FRONT Dual Coil Active Fixation

Models: 0653/0658/0675/0676/0695/0696

US Summary			
US Registered Implants:	4,000	US Chronic Complications	5
US Approval Date:	May 2018	US Malfunctions:	-
US Estimated Active Implants:	4,000	Without Compromised Therapy:	-
		With Compromised Therapy:	-



US Survival Probability											
Year		1	2	3	4	5	6	7	8	9	10
Non-Advisory Population	Depletions and Malfunctions	99.9%	99.9%	99.9%	99.9%	99.6%	99.6%	--	--	--	--
Registered Implants: 4000	Effective Sample Size	1266	489	441	396	252	201	--	--	--	--

@ 62 months

ENDOTAK RELIANCE 4-FRONT Dual Coil Active Fixation

Models: 0653/0658/0675/0676/0695/0696

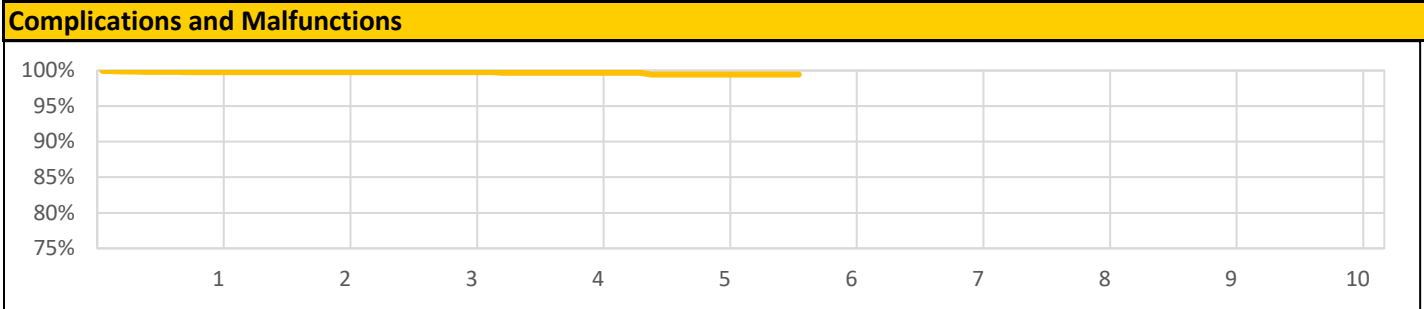
Worldwide Confirmed Malfunctions	3		
Worldwide Distribution	19,000		
	With Compromised Therapy	Without Compromised Therapy	Total
Other			
Non-patterned, other	3	0	3
Grand Total	3	0	3

References cited in table above [\(link\)](#)

ENDOTAK RELIANCE 4-FRONT Single Coil Active Fixation

Models: 0657/0672/0673/0692/0693

US Summary			
US Registered Implants:	23,000	US Chronic Complications	42
US Approval Date:	May 2018	US Malfunctions:	-
US Estimated Active Implants:	22,000	Without Compromised Therapy:	-
		With Compromised Therapy:	-



US Survival Probability											
Year		1	2	3	4	5	6	7	8	9	10
Non-Advisory Population	Depletions and Malfunctions	99.8%	99.8%	99.8%	99.7%	99.4%	99.4%	--	--	--	--
	Effective Sample Size	6948	1121	1004	907	535	208	--	--	--	--
Registered Implants: 23000											

@ 67 months

ENDOTAK RELIANCE 4-FRONT Single Coil Active Fixation

Models: 0652/ 0657/0672/0673/0692/0693

Worldwide Confirmed Malfunctions	41		
Worldwide Distribution	110,000		
	With Compromised Therapy	Without Compromised Therapy	Total
Conductor			
Conductor cable fracture (38)	17	0	17
Other			
Non-patterned, other	21	3	24
Grand Total	38	3	41

References cited in table above [\(link\)](#)

ENDOTAK RELIANCE 4-FRONT Dual Coil Passive Fixation

Models: 0636/0651/0655/0665/0685/0686

Worldwide Confirmed Malfunctions	0		
Worldwide Distribution	1,000		
	With Compromised Therapy	Without Compromised Therapy	Total
Other			
Non-patterned, other	0	0	0
Grand Total	0	0	0

References cited in table above [\(link\)](#)

ENDOTAK RELIANCE 4-FRONT Single Coil Passive Fixation

Models: 0650/0654/0662/0663/0682/0683

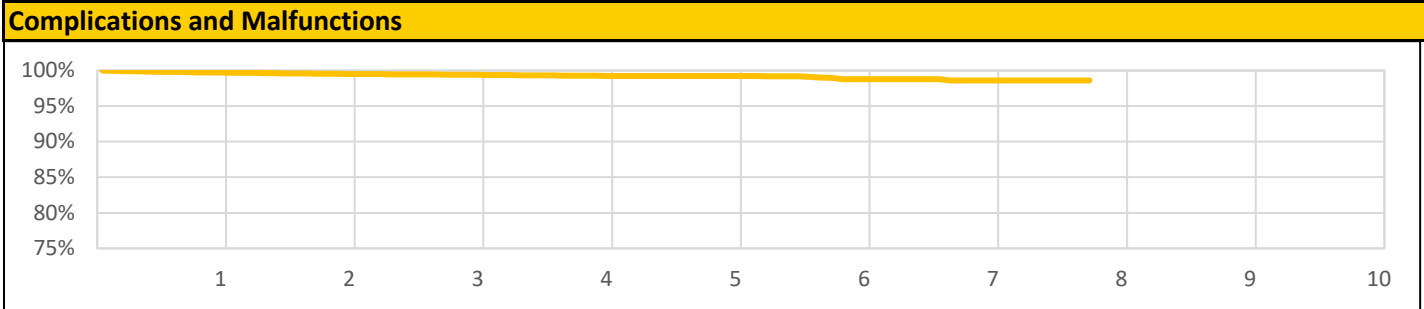
Worldwide Confirmed Malfunctions	1		
Worldwide Distribution	5,000		
	Without Compromised Therapy	With Compromised Therapy	Total
Conductor			
Conductor cable fracture (38)	1	0	1
Grand Total	1	0	1

References cited in table above [\(link\)](#)

EMBLEM/Q-TRAK S-ICD Electrode

Models: 3010/3401/3501

US Summary			
US Registered Implants:	39,000	US Chronic Complications	175
US Approval Date:	September 2012	US Malfunctions:	19
US Estimated Active Implants:	33,000	Without Compromised Therapy:	-
		With Compromised Therapy:	19



US Survival Probability											
Year		1	2	3	4	5	6	7	8	9	10
Non-Advisory Population	Depletions and Malfunctions	99.7%	99.5%	99.4%	99.2%	99.2%	98.8%	98.6%	98.6%	--	--
Registered Implants: 39000	Effective Sample Size	29116	20644	13719	8282	3932	1426	476	351	--	--

@ 93 months

EMBLEM/Q-TRAK S-ICD Electrode

Models: 3010/3401/3501

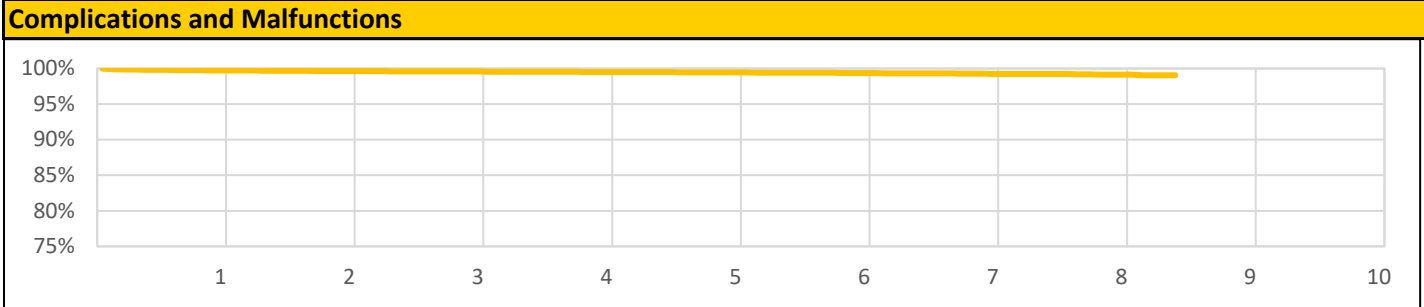
Worldwide Confirmed Malfunctions	46		
Worldwide Distribution	79,000		
	With Compromised Therapy	Without Compromised Therapy	Total
Conductor			
Electrode conductor fracture (42)	15	0	15
Crimp/Weld/Bond			
Weld fracture (37)	3	0	3
Other			
Non-patterned, other	27	1	28
Grand Total	45	1	46

References cited in table above [\(link\)](#)

ENDOTAK RELIANCE 4-Site Dual Coil, Active Fixation

Models: 0275/0276/0295/0296

US Summary			
US Registered Implants:	76,000	US Chronic Complications	336
US Approval Date:	November 2010	US Malfunctions:	26
US Estimated Active Implants:	60,000	Without Compromised Therapy:	4
		With Compromised Therapy:	22



US Survival Probability											
Year		1	2	3	4	5	6	7	8	9	10
Non-Advisory Population	Depletions and Malfunctions	99.7%	99.6%	99.6%	99.5%	99.4%	99.4%	99.2%	99.1%	99.1%	--
Registered Implants: 76000	Effective Sample Size	65176	54270	43863	34556	26053	17559	9625	2418	290	--

@ 101 months

ENDOTAK RELIANCE 4-Site Dual Coil, Active Fixation

Models: 0275/0276/0295/0296

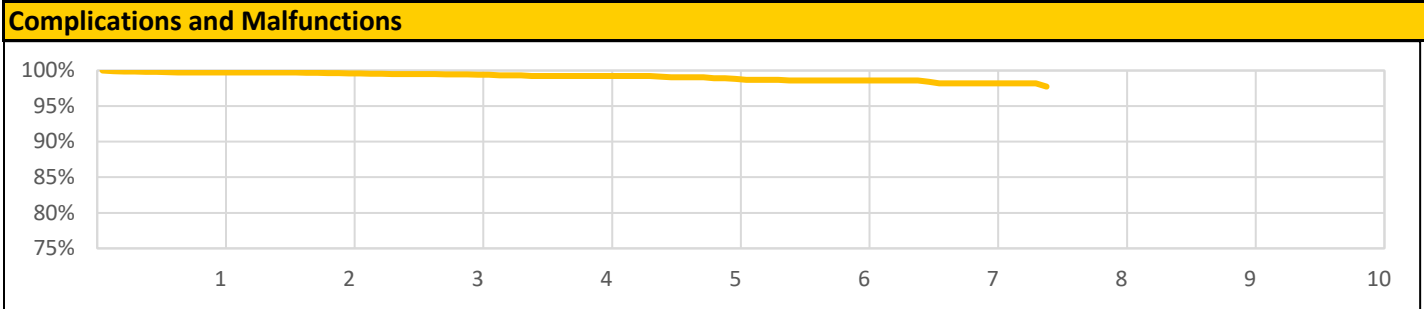
Worldwide Confirmed Malfunctions	60		
Worldwide Distribution	122,000		
	With Compromised Therapy	Without Compromised Therapy	Total
Conductor			
Conductor fracture (24)	2	0	2
Other			
Non-patterned, other	47	11	58
Grand Total	49	11	60

References cited in table above ([link](#))

ENDOTAK RELIANCE 4-Site Dual Coil, Passive Fixation

Models: 0265/0266/0285/0286

US Summary			
US Registered Implants:	3,000	US Chronic Complications	29
US Approval Date:	Novemeber 2010	US Malfunctions:	-
US Estimated Active Implants:	3,000	Without Compromised Therapy:	-
		With Compromised Therapy:	-



US Survival Probability											
Year		1	2	3	4	5	6	7	8	9	10
Non-Advisory Population	Depletions and Malfunctions	99.7%	99.6%	99.4%	99.2%	98.8%	98.6%	98.2%	97.7%	--	--
Registered Implants: 3000	Effective Sample Size	2793	2331	1882	1480	1103	676	325	218	--	--

@ 89 months

ENDOTAK RELIANCE 4-Site Dual Coil, Passive Fixation

Models: 0265/0266/0285/0286

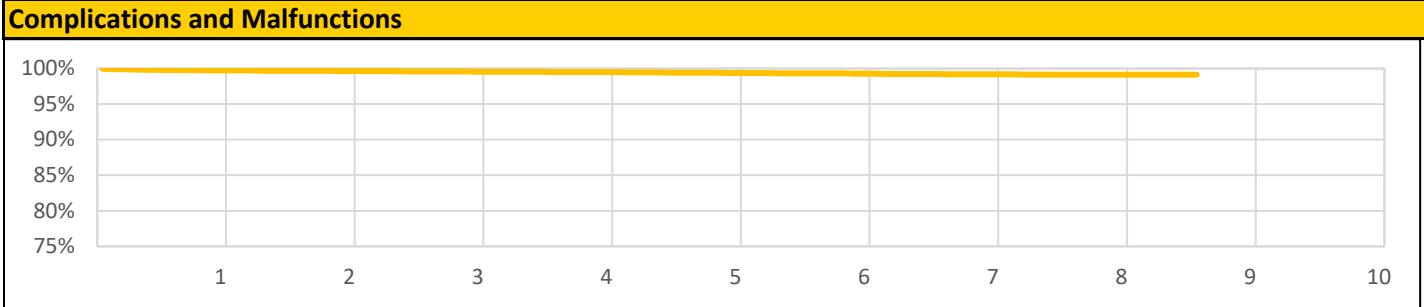
Worldwide Confirmed Malfunctions	1		
Worldwide Distribution	10,000		
	Without Compromised Therapy	With Compromised Therapy	Total
Other			
Non-patterned, other	0	1	1
Grand Total	0	1	1

References cited in table above [\(link\)](#)

ENDOTAK RELIANCE 4-Site Single Coil, Active Fixation

Models: 0272/0273/0292/0293

US Summary			
US Registered Implants:	118,000	US Chronic Complications	486
US Approval Date:	November 2010	US Malfunctions:	36
US Estimated Active Implants:	102,000	Without Compromised Therapy:	6
		With Compromised Therapy:	30



US Survival Probability											
Year		1	2	3	4	5	6	7	8	9	10
Non-Advisory Population	Depletions and Malfunctions	99.7%	99.6%	99.6%	99.5%	99.4%	99.3%	99.2%	99.1%	99.1%	--
Registered Implants: 118000	Effective Sample Size	102385	78813	54436	36637	22712	12175	5267	1248	384	--

@ 103 months

ENDOTAK RELIANCE 4-Site Single Coil, Active Fixation

Models: 0272/0273/0292/0293

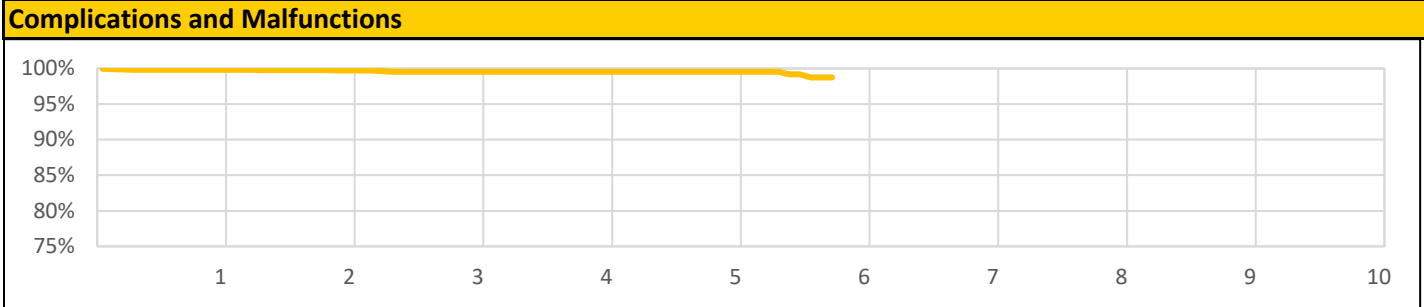
Worldwide Confirmed Malfunctions	71		
Worldwide Distribution	192,000		
	Without Compromised Therapy	With Compromised Therapy	Total
Conductor			
Conductor fracture (24)	7	0	7
Other			
Non-patterned, other	55	9	64
Grand Total	62	9	71

References cited in table above [\(link\)](#)

ENDOTAK RELIANCE 4-Site Single Coil, Passive Fixation

Models: 0262/0263/0282/0283

US Summary			
US Registered Implants:	9,000	US Chronic Complications	19
US Approval Date:	November 2010	US Malfunctions:	2
US Estimated Active Implants:	8,000	Without Compromised Therapy:	-
		With Compromised Therapy:	2



US Survival Probability		1	2	3	4	5	6	7	8	9	10
Non-Advisory Population	Depletions and Malfunctions	99.8%	99.7%	99.6%	99.6%	99.6%	98.7%	--	--	--	--
Registered Implants: 9000	Effective Sample Size	3760	1515	1025	657	367	200	--	--	--	--

@ 69 months

ENDOTAK RELIANCE 4-Site Single Coil, Passive Fixation

Models: 0262/0263/0282/0283

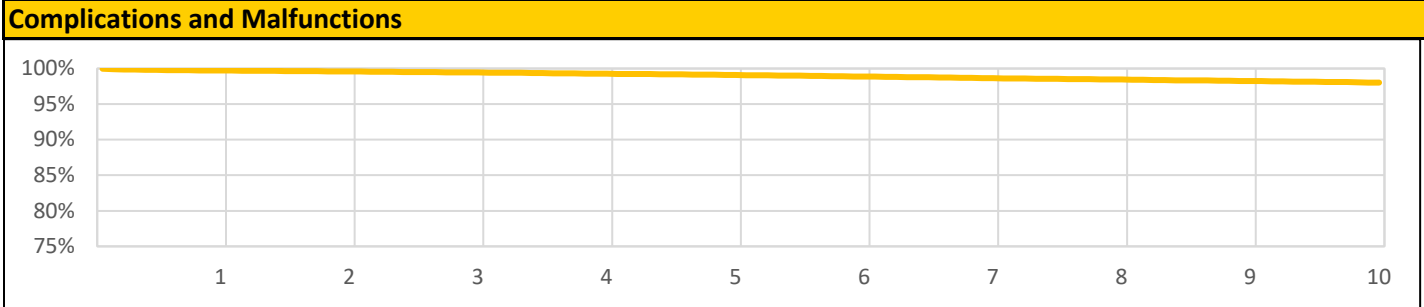
Worldwide Confirmed Malfunctions	4		
Worldwide Distribution	6,000		
	With Compromised Therapy	Without Compromised Therapy	Total
Other			
Non-patterned, other	3	1	4
Grand Total	3	1	4

References cited in table above [\(link\)](#)

ENDOTAK RELIANCE Dual Coil, Active Fixation

Models: 0157/0158/0159/0164/0165/0166/0167/0184/0185/0186/0187

US Summary			
US Registered Implants:	287,000	US Chronic Complications	3,382
US Approval Date:	July 2002	US Malfunctions:	372
US Estimated Active Implants:	115,000	Without Compromised Therapy:	120
		With Compromised Therapy:	252



US Survival Probability											
Year		1	2	3	4	5	6	7	8	9	10
Non-Advisory Population	Depletions and Malfunctions	99.7%	99.6%	99.4%	99.3%	99.1%	98.9%	98.6%	98.5%	98.2%	98.0%
Registered Implants: 287000	Effective Sample Size	251899	225990	202885	181965	162829	145162	128850	113434	93982	73838

ENDOTAK RELIANCE Dual Coil, Active Fixation

Models: 0157/0158/0159/0164/0165/0166/0167/0184/0185/0186/0187

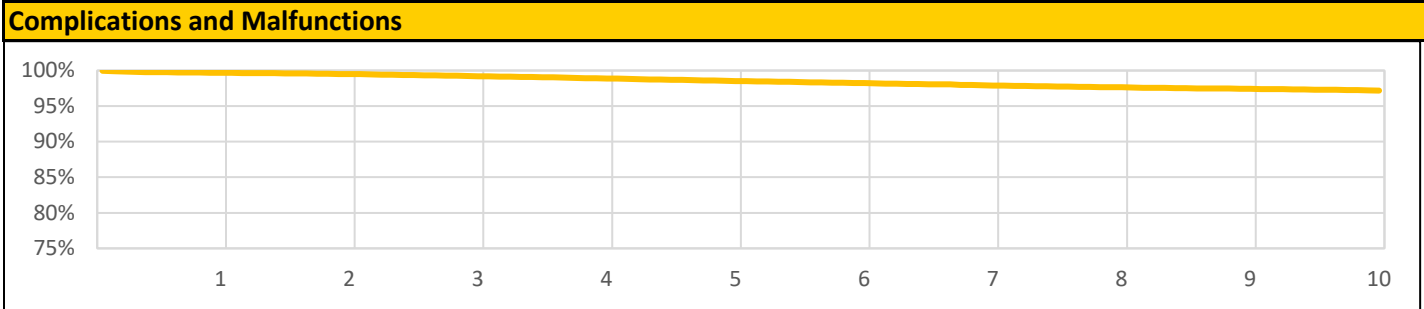
Worldwide Confirmed Malfunctions		570	
Worldwide Distribution		381,000	
	With Compromised Therapy	Without Compromised Therapy	Total
Conductor			
Conductor fracture (24)	103	0	103
Crimp/Weld/Bond			
Seal rings (5)	2	2	4
Other			
Non-patterned, other	264	199	463
Grand Total	369	201	570

References cited in table above ([link](#))

ENDOTAK RELIANCE Dual Coil, Passive Fixation

Models: 0147/0148/0149/0174/0175/0176/0177

US Summary			
US Registered Implants:	47,000	US Chronic Complications	871
US Approval Date:	October 2000	US Malfunctions:	59
US Estimated Active Implants:	14,000	Without Compromised Therapy:	13
		With Compromised Therapy:	46



US Survival Probability											
Year		1	2	3	4	5	6	7	8	9	10
Non-Advisory Population	Depletions and Malfunctions	99.7%	99.5%	99.2%	98.9%	98.5%	98.2%	97.9%	97.6%	97.4%	97.2%
Registered Implants: 47000	Effective Sample Size	40551	36388	32644	29220	26108	23294	20722	18266	15845	13505

ENDOTAK RELIANCE Dual Coil, Passive Fixation

Models: 0147/0148/0149/0174/0175/0176/0177

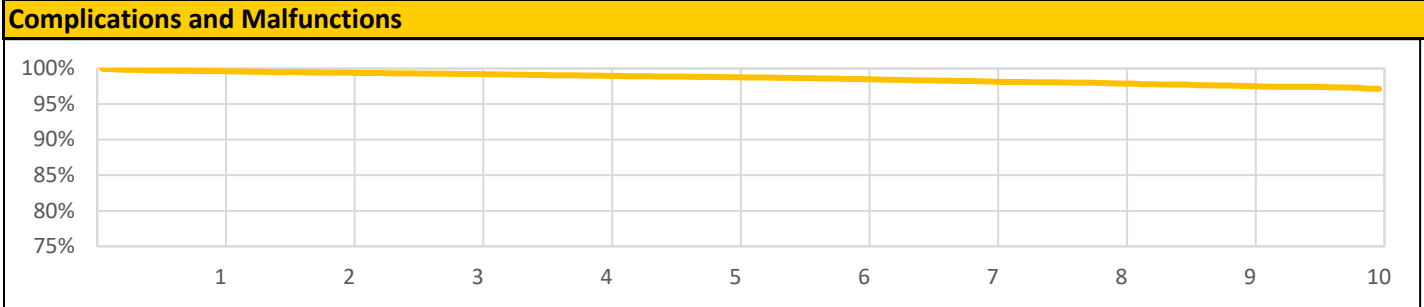
Worldwide Confirmed Malfunctions		162		
Worldwide Distribution		110,000		
	With Compromised Therapy	Without Compromised Therapy	Total	
Conductor				
Conductor fracture (24)	19	0	19	
Crimp/Weld/Bond				
Conductor connection (36)	3	0	3	
Other				
Non-patterned, other	86	53	139	
Manufacturing material (6)	1	0	1	
Grand Total	109	53	162	

References cited in table above ([link](#))

ENDOTAK RELIANCE Single Coil, Active Fixation

Models: 0137/0138/0160/0161/0162/0180/0181/0182

US Summary			
US Registered Implants:	33,000	US Chronic Complications	411
US Approval Date:	October 2000	US Malfunctions:	82
US Estimated Active Implants:	21,000	Without Compromised Therapy:	22
		With Compromised Therapy:	60



US Survival Probability											
Year		1	2	3	4	5	6	7	8	9	10
Non-Advisory Population	Depletions and Malfunctions	99.6%	99.4%	99.2%	99.0%	98.8%	98.5%	98.2%	97.9%	97.5%	97.1%
Registered Implants: 33000	Effective Sample Size	28856	25486	22489	19717	16897	14004	11332	9002	5925	3446

ENDOTAK RELIANCE Single Coil, Active Fixation

Models: 0137/0138/0160/0161/0162/0180/0181/0182

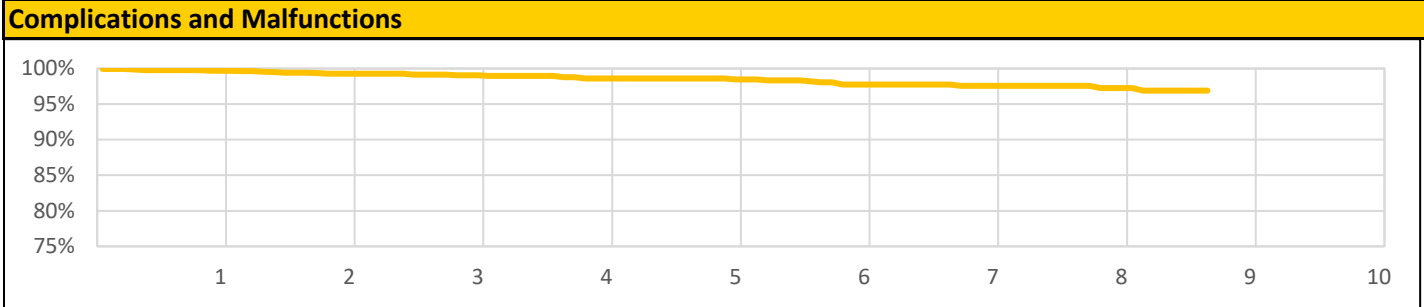
Worldwide Confirmed Malfunctions	198		
Worldwide Distribution	75,000		
	With Compromised Therapy	Without Compromised Therapy	Total
Conductor			
Conductor fracture (24)	62	0	62
Other			
Non-patterned, other	82	54	136
Grand Total	144	54	198

References cited in table above ([link](#))

ENDOTAK RELIANCE Single Coil, Passive Fixation

Models: 0127/0128/0170/0171/0172/0173

US Summary			
US Registered Implants:	2,000	US Chronic Complications	32
US Approval Date:	October 2000	US Malfunctions:	4
US Estimated Active Implants:	1,000	Without Compromised Therapy:	1
		With Compromised Therapy:	3



US Survival Probability											
Year		1	2	3	4	5	6	7	8	9	10
Non-Advisory Population	Depletions and Malfunctions	99.7%	99.3%	99.0%	98.6%	98.5%	97.8%	97.6%	97.3%	96.9%	--
Registered Implants: 2000	Effective Sample Size	1532	1353	1188	1019	821	626	458	287	212	--

@ 104 month

ENDOTAK RELIANCE Single Coil, Passive Fixation

Models: 0127/0128/0170/0171/0172/0173

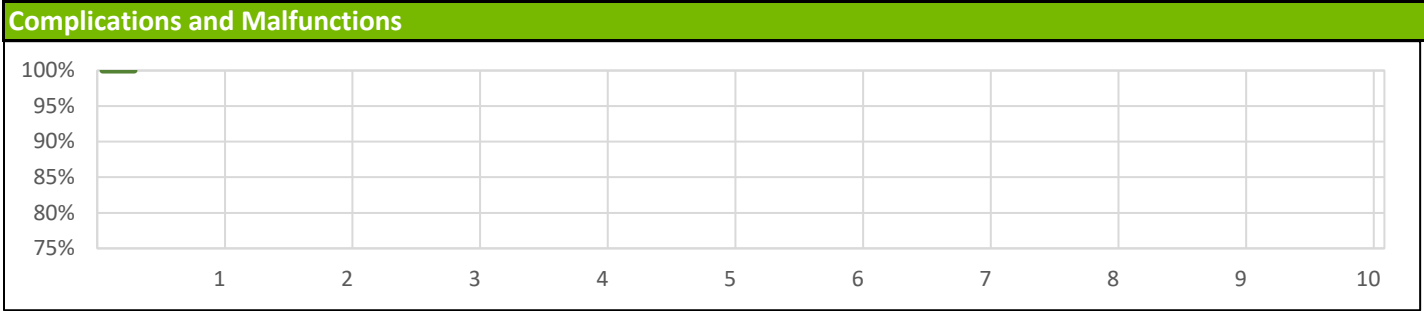
Worldwide Confirmed Malfunctions	20		
Worldwide Distribution	8,000		
	With Compromised Therapy	Without Compromised Therapy	Total
Conductor			
Conductor fracture (24)	3	0	3
Other			
Non-patterned, other	9	8	17
Grand Total	12	8	20

References cited in table above ([link](#))

INGEVITY+ Positive Fixation

Models: 7840/7841/7842

US Summary			
US Registered Implants:	13,000	US Chronic Complications	-
US Approval Date:	December 2019	US Malfunctions:	-
US Estimated Active Implants:	13,000	Without Compromised Therapy:	-
		With Compromised Therapy:	-



US Survival Probability		1	2	3	4	5	6	7	8	9	10
Non-Advisory Population	Depletions and Malfunctions	100.0%	--	--	--	--	--	--	--	--	--
Registered Implants: 13000	Effective Sample Size	535	--	--	--	--	--	--	--	--	--

@ 4 months

INGEVITY+ Positive Fixation

Models: 7840/7841/7842

Worldwide Confirmed Malfunctions	0
Worldwide Distribution	16,000

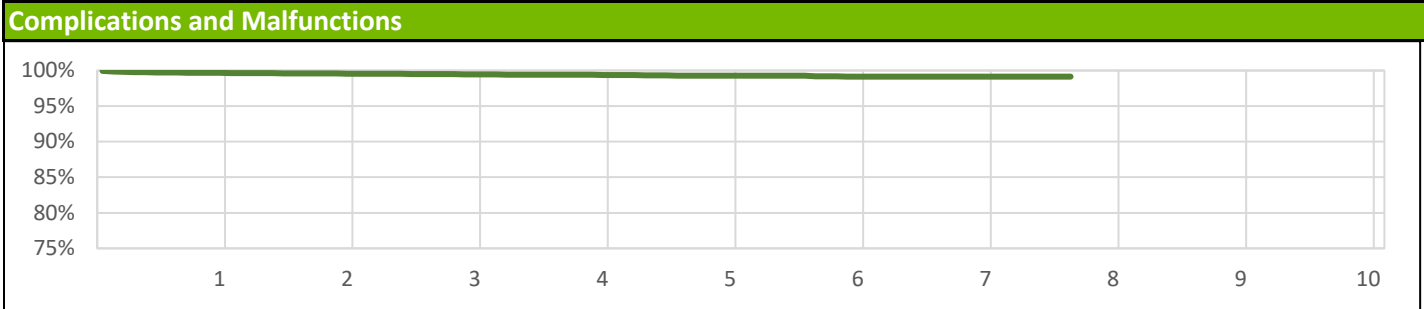
	With Compromised Therapy	Without Compromised Therapy	Total
Other			
Non-patterned, other	0	0	0
Grand Total	0	0	0

References cited in table above [\(link\)](#)

INGEVITY Positive Fixation

Models: 7640/7641/7642/7740/7741/7742

US Summary			
US Registered Implants:	362,000	US Chronic Complications	1,293
US Approval Date:	April 2016	US Malfunctions:	158
US Estimated Active Implants:	331,000	Without Compromised Therapy:	77
		With Compromised Therapy:	81



US Survival Probability											
Year		1	2	3	4	5	6	7	8	9	10
Non-Advisory Population	Depletions and Malfunctions	99.7%	99.6%	99.5%	99.4%	99.3%	99.1%	99.1%	99.1%	--	--
Registered Implants: 362000	Effective Sample Size	257173	157079	73777	7867	1799	1600	1272	1230	--	--

@ 92 months

INGEVITY Positive Fixation

Models: 7640/7641/7642/7740/7741/7742

Worldwide Confirmed Malfunctions	247
Worldwide Distribution	874,000

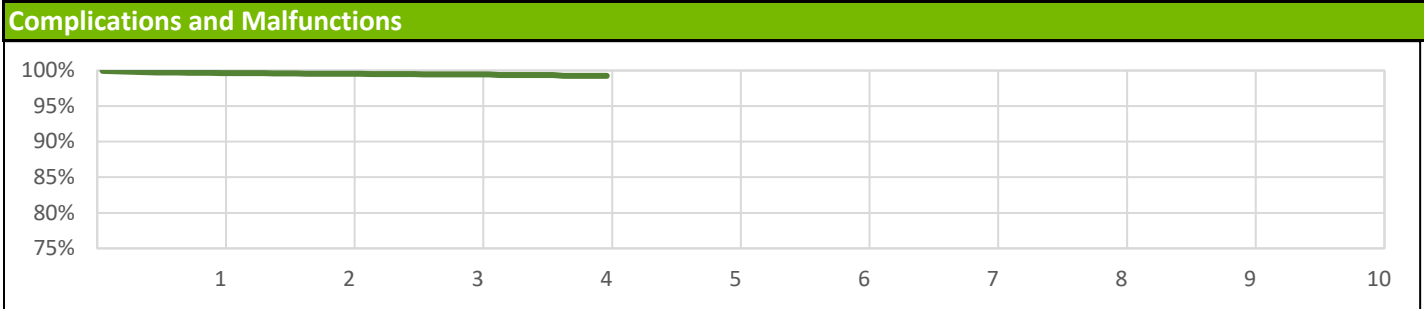
	With Compromised Therapy	Without Compromised Therapy	Total
Conductor			
Inner conductor break (39)	6	7	13
Extracardiac fracture (41)	69	68	137
Other			
Insulation (43)	0	7	7
Non-patterned, other	47	43	90
Grand Total	122	125	247

References cited in table above [\(link\)](#)

INGEVITY Atrial J Passive Fixation

Models: 7635/7636/7735/7736

US Summary			
US Registered Implants:	10,000	US Chronic Complications	40
US Approval Date:	April 2016	US Malfunctions:	4
US Estimated Active Implants:	10,000	Without Compromised Therapy:	4
		With Compromised Therapy:	-



US Survival Probability											
Year		1	2	3	4	5	6	7	8	9	10
Non-Advisory Population	Depletions and Malfunctions	99.6%	99.5%	99.4%	99.3%	--	--	--	--	--	--
Registered Implants: 10000	Effective Sample Size	7351	4537	2068	210	--	--	--	--	--	--

@ 48 months

INGEVITY Atrial J Passive Fixation

Models: 7635/7636/7735/7736

Worldwide Confirmed Malfunctions	8
Worldwide Distribution	78,000

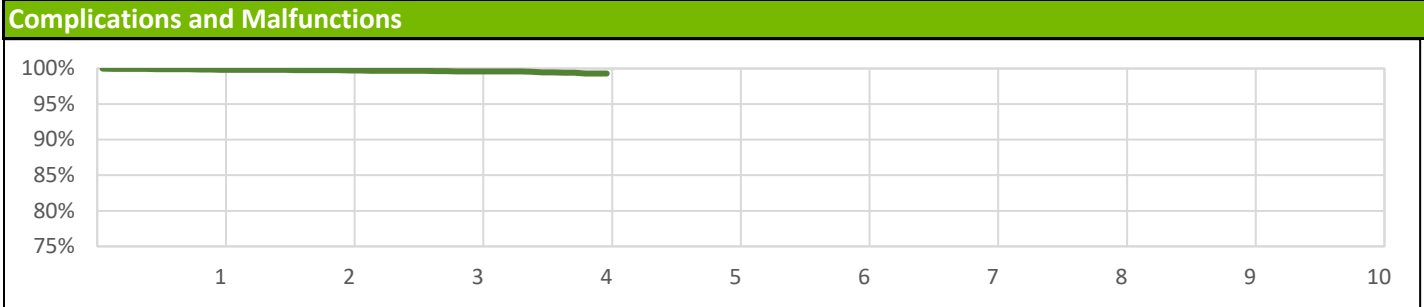
	With Compromised Therapy	Without Compromised Therapy	Total
Conductor			
Extracardiac fracture (41)	0	4	4
Crimp/Weld/Bond			
Weld (40)	0	1	1
Other			
Non-patterned, other	0	3	3
Grand Total	0	8	8

References cited in table above [\(link\)](#)

INGEVITY Passive Fixation

Models: 7631/7632/7731/7732

US Summary			
US Registered Implants:	18,000	US Chronic Complications	41
US Approval Date:	April 2016	US Malfunctions:	7
US Estimated Active Implants:	17,000	Without Compromised Therapy:	-
		With Compromised Therapy:	7



US Survival Probability		Year	1	2	3	4	5	6	7	8	9	10
Non-Advisory Population	Depletions and Malfunctions		99.8%	99.7%	99.6%	99.3%	--	--	--	--	--	--
Registered Implants: 18000	Effective Sample Size		12891	8054	3836	380	--	--	--	--	--	--

@ 48 months

INGEVITY Passive Fixation

Models: 7631/7632/7731/7732

Worldwide Confirmed Malfunctions	11
Worldwide Distribution	92,000

	With Compromised Therapy	Without Compromised Therapy	Total
Conductor			
Extracardiac fracture (41)	6	0	6
Other			
Non-patterned, other	5	0	5
Grand Total	11	0	11

References cited in table above ([link](#))

FLEXTEND 2 Positive Fixation

Models: 4095/4096/4097

Worldwide Confirmed Malfunctions	124
Worldwide Distribution	185,000

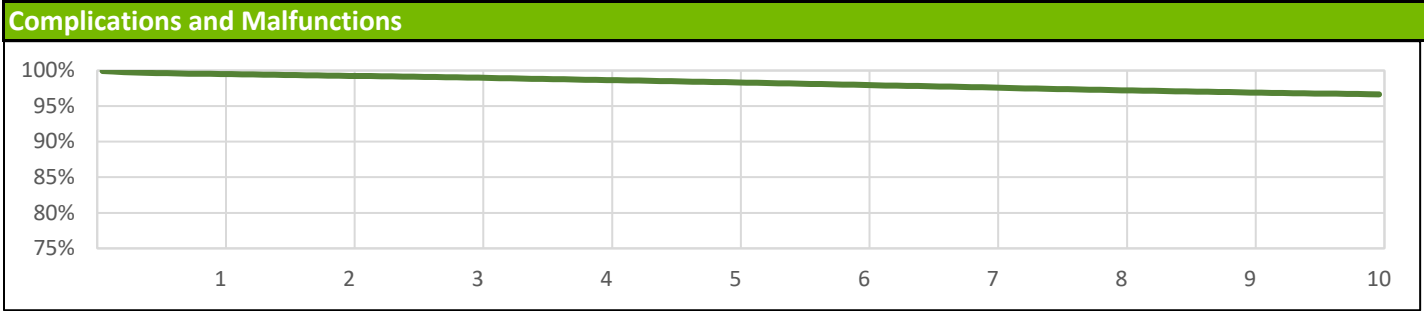
	With Compromised Therapy	Without Compromised Therapy	Total
Conductor			
Lead conductor (7)	17	5	22
Electrical			
Inner insulation abrasion (2)	2	5	7
Other			
Non-patterned, other	2	9	11
Conductor damage (32)	23	61	84
Grand Total	44	80	124

References cited in table above ([link](#))

FLEXTEND Positive Fixation

Models: 4086/4087/4088

US Summary			
US Registered Implants:	235,000	US Chronic Complications	4,668
US Approval Date:	February 2002	US Malfunctions:	367
US Estimated Active Implants:	81,000	Without Compromised Therapy:	147
		With Compromised Therapy:	220



US Survival Probability											
Year		1	2	3	4	5	6	7	8	9	10
Non-Advisory Population	Depletions and Malfunctions	99.5%	99.3%	99.0%	98.7%	98.3%	98.0%	97.6%	97.2%	96.9%	96.6%
Registered Implants: 235000	Effective Sample Size	200362	179404	160629	143392	125602	109196	94054	80346	68119	56810

FLEXTEND Positive Fixation

Models: 4086/4087/4088

Worldwide Confirmed Malfunctions	397
Worldwide Distribution	291,000

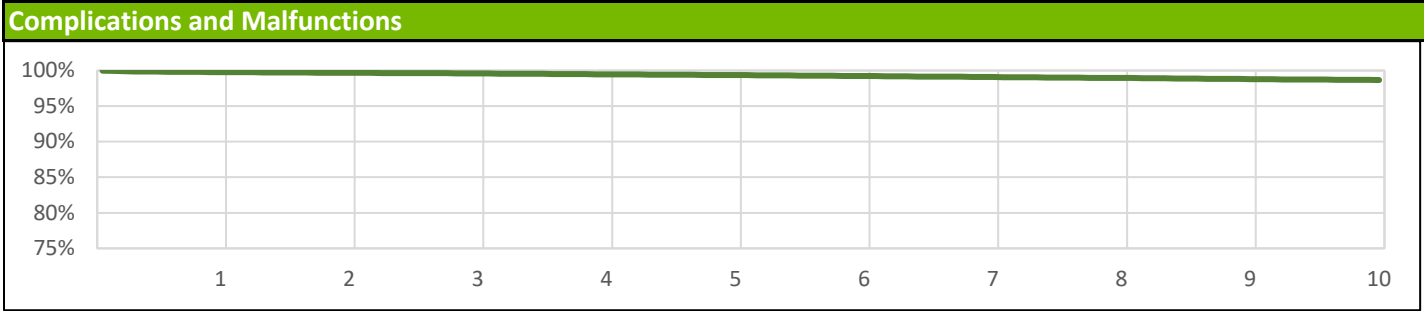
	With Compromised Therapy	Without Compromised Therapy	Total
Conductor			
Lead conductor (7)	88	18	106
Electrical			
Inner insulation abrasion (2)	16	21	37
Other			
Non-patterned, other	11	17	28
Conductor damage (32)	123	103	226
Grand Total	238	159	397

References cited in table above [\(link\)](#)

FINELINE II EZ/FINELINE II Sterox EZ Positive Fixation (Polyurethane)

Models: 4463/4464/4465/4469/4470/4471

US Summary			
US Registered Implants:	492,000	US Chronic Complications	3,592
US Approval Date:	January 2000	US Malfunctions:	160
US Estimated Active Implants:	255,000	Without Compromised Therapy:	43
		With Compromised Therapy:	117



US Survival Probability											
Year		1	2	3	4	5	6	7	8	9	10
Non-Advisory Population	Depletions and Malfunctions	99.8%	99.7%	99.6%	99.5%	99.4%	99.2%	99.1%	99.0%	98.8%	98.7%
Registered Implants: 492000	Effective Sample Size	425522	372195	325185	284348	241527	201874	166445	135356	108177	84023

FINELINE II EZ/FINELINE II Sterox EZ Positive Fixation (Polyurethane)

Models: 4463/4464/4465/4469/4470/4471

Worldwide Confirmed Malfunctions	190
Worldwide Distribution	774,000

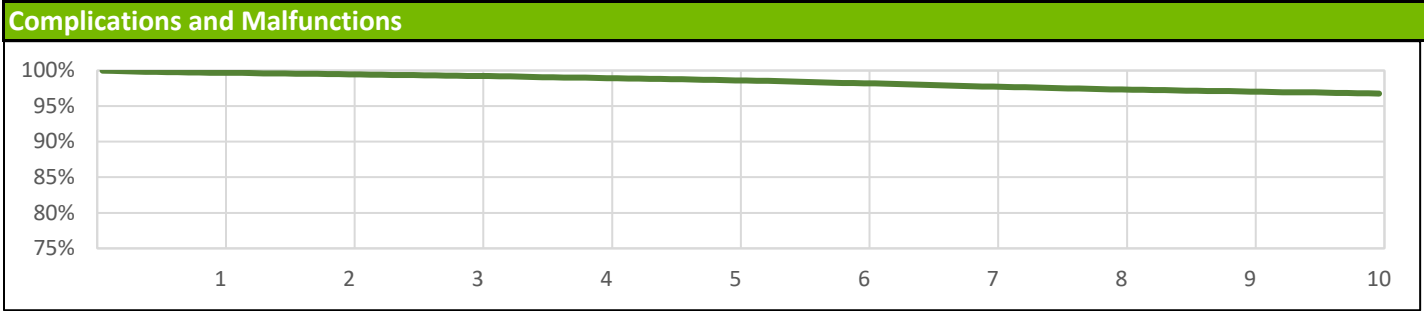
	With Compromised Therapy	Without Compromised Therapy	Total
Conductor			
Lead conductor (7)	65	16	81
Crimp/Weld/Bond			
Terminal weld (23)	1	0	1
Other			
Lead body (4)	68	26	94
Non-patterned, other	8	6	14
Grand Total	142	48	190

References cited in table above [\(link\)](#)

FINELINE II EZ/FINELINE II Sterox EZ Positive Fixation (Silicone)

Models: 4466/4467/4468/4472/4473/4474

US Summary			
US Registered Implants:	52,000	US Chronic Complications	884
US Approval Date:	January 2000	US Malfunctions:	149
US Estimated Active Implants:	21,000	Without Compromised Therapy:	35
		With Compromised Therapy:	114



US Survival Probability											
Year		1	2	3	4	5	6	7	8	9	10
Non-Advisory Population	Depletions and Malfunctions	99.7%	99.5%	99.2%	98.9%	98.6%	98.2%	97.7%	97.3%	97.0%	96.8%
Registered Implants: 52000	Effective Sample Size	46054	41100	36643	32620	28296	24223	20506	17153	14206	11511

FINELINE II EZ/FINELINE II Sterox EZ Positive Fixation (Silicone)

Models: 4466/4467/4468/4472/4473/4474

Worldwide Confirmed Malfunctions	187
Worldwide Distribution	143,000

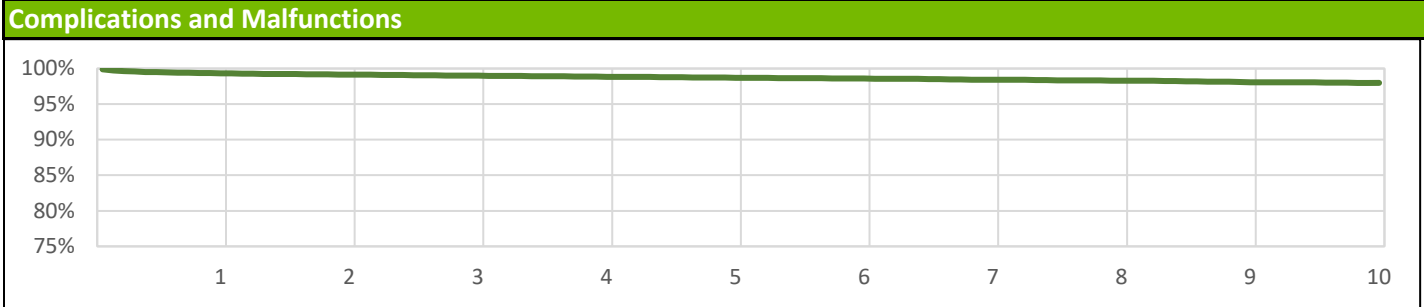
	With Compromised Therapy	Without Compromised Therapy	Total
Conductor			
Lead conductor (7)	89	13	102
Other			
Conductor damage (32)	54	21	75
Lead body (4)	0	1	1
Non-patterned, other	3	6	9
Grand Total	146	41	187

References cited in table above ([link](#))

FINELINE II/FINELINE II Sterox Atrial J (Polyurethane)

Models: 4477/4478/4479/4480

US Summary			
US Registered Implants:	63,000	US Chronic Complications	829
US Approval Date:	January 2000	US Malfunctions:	39
US Estimated Active Implants:	28,000	Without Compromised Therapy:	20
		With Compromised Therapy:	19



US Survival Probability											
Year		1	2	3	4	5	6	7	8	9	10
Non-Advisory Population	Depletions and Malfunctions	99.3%	99.1%	99.0%	98.8%	98.7%	98.6%	98.4%	98.3%	98.1%	98.0%
Registered Implants: 63000	Effective Sample Size	54516	48709	43368	38541	33075	27971	23302	19189	15556	12407

FINELINE II/FINELINE II Sterox Atrial J (Polyurethane)

Models: 4477/4478/4479/4480

Worldwide Confirmed Malfunctions	79
Worldwide Distribution	316,000

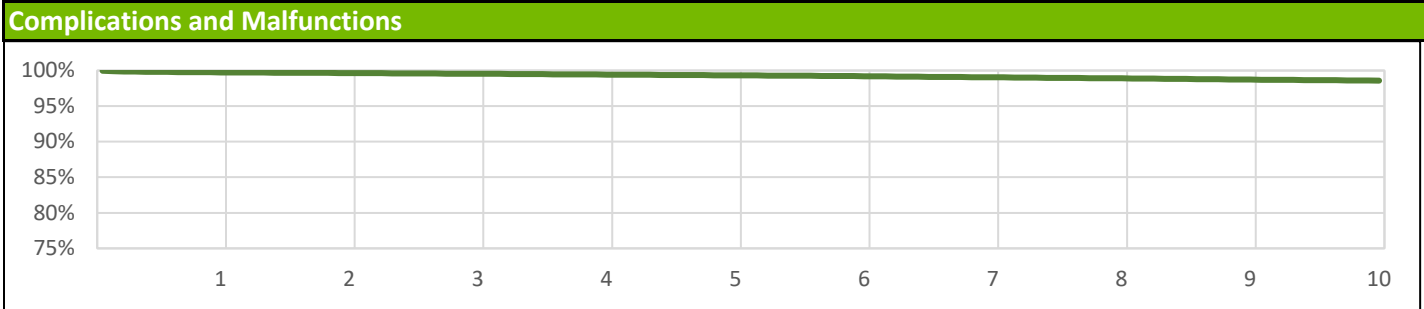
	With Compromised Therapy	Without Compromised Therapy	Total
Conductor			
Lead conductor (7)	5	2	7
Other			
J-shape (22)	26	30	56
Lead body (4)	8	3	11
Non-patterned, other	3	2	5
Grand Total	42	37	79

References cited in table above [\(link\)](#)

FINELINE II/FINELINE II Sterox Passive Fixation (Polyurethane)

Models: 4452/4453/4456/4457

US Summary			
US Registered Implants:	194,000	US Chronic Complications	1,586
US Approval Date:	January 2000	US Malfunctions:	45
US Estimated Active Implants:	79,000	Without Compromised Therapy:	3
		With Compromised Therapy:	42



US Survival Probability											
Year		1	2	3	4	5	6	7	8	9	10
Non-Advisory Population	Depletions and Malfunctions	99.7%	99.6%	99.5%	99.4%	99.3%	99.2%	99.1%	98.9%	98.7%	98.6%
Registered Implants: 194000	Effective Sample Size	167298	148727	131939	116855	100559	85120	71106	58805	48146	38633

FINELINE II/FINELINE II Sterox Passive Fixation (Polyurethane)

Models: 4452/4453/4456/4457

Worldwide Confirmed Malfunctions	68
Worldwide Distribution	546,000

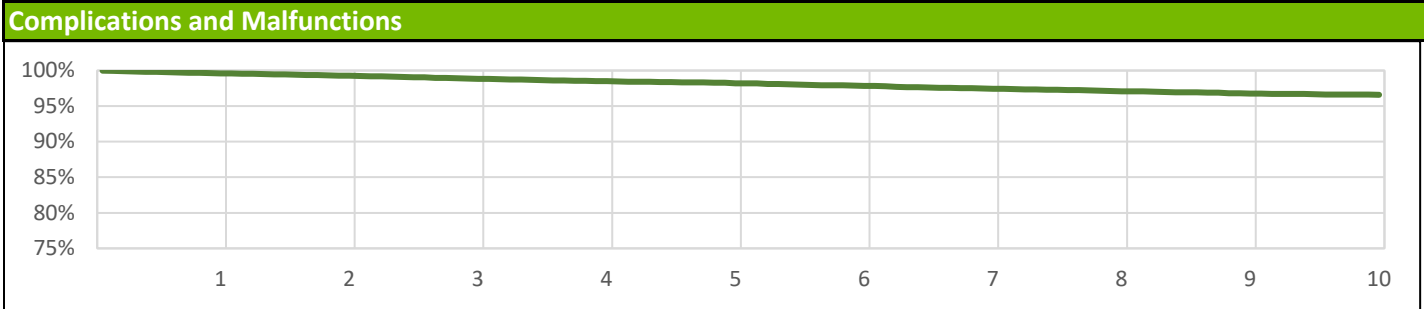
	With Compromised Therapy	Without Compromised Therapy	Total
Conductor			
Lead conductor (7)	18	0	18
Other			
Lead body (4)	41	3	44
Non-patterned, other	5	1	6
Grand Total	64	4	68

References cited in table above ([link](#))

FINELINE II EZ/FINELINE II Sterox Passive Fixation (Silicone)

Models: 4454/4455/4458/4459

US Summary			
US Registered Implants:	14,000	US Chronic Complications	299
US Approval Date:	January 2000	US Malfunctions:	23
US Estimated Active Implants:	4,000	Without Compromised Therapy:	-
		With Compromised Therapy:	23



US Survival Probability											
Year		1	2	3	4	5	6	7	8	9	10
Non-Advisory Population	Depletions and Malfunctions	99.6%	99.3%	98.8%	98.5%	98.2%	97.8%	97.4%	97.1%	96.8%	96.6%
Registered Implants: 14000	Effective Sample Size	12285	10985	9764	8663	7596	6602	5685	4881	4115	3457

FINELINE II/FINELINE II Sterox Passive Fixation (Silicone)

Models: 4454/4455/4458/4459

Worldwide Confirmed Malfunctions	59
Worldwide Distribution	105,000

	With Compromised Therapy	Without Compromised Therapy	Total
Conductor			
Lead conductor (7)	19	0	19
Other			
Conductor damage (32)	35	3	38
Non-patterned, other	2	0	2
Grand Total	56	3	59

References cited in table above ([link](#))

Confirmed Malfunction Details: Leads References

Descriptions listed below provide an overview of the clinical observations and/or analysis findings associated with each confirmed lead malfunction pattern listed in this report. All of the patterns listed are thoroughly investigated and analyzed. As part of Boston Scientific's process of continuous improvement, when possible, changes have been or will be implemented in response to identified malfunction patterns. "Improvements implemented" may include product design changes in existing or subsequent generations, manufacturing process modifications, educational communications, labeling changes, etc. Improvement implementation may vary by geography due to various factors, including regulatory review timing, and may not completely mitigate or eliminate the potential for additional malfunctions.

1. **IS-1 terminal pin**— Compromised insulation and/or conductor integrity if lead is bent sharply away from the header block when placed in implant pocket or if pulse generator migrates from implant site. Improvement implemented.
2. **Inner insulation abrasion**— Loss of capture, decreasing impedance, increased pacing thresholds, noisy signals, oversensing. Abrasion of inner insulation.
3. **Terminal leg insulation**— Loss of sensing, loss of pacing, loss of defibrillation therapy. Abraded insulation on terminal leg portion of lead due to lead-on-lead or lead-on-can contact. Improvement implemented.
4. **Lead body**— Insulation abrasion due to lead-on-lead or lead-on-can contact combined with damage attributed to application of compressive or torsional loads which may be due to clavicle-first rib entrapment. Damage to lead body may expose conductor.
5. **Seal rings**— Insertion difficulty at implant, difficulty removing lead from header post-implant. Proximal silicone seal rings not fully adhered to lead terminal. Improvement implemented.
6. **Manufacturing material**— Loss of sensing, loss of pacing, noisy signals. Manufacturing material embedded in lead body.
7. **Lead conductor**— Loss of capture, inability to deliver therapy. Fatigue of lead conductor due to repeated flexing.
8. **Lead body**— Lead fracture, inappropriate shocks, oversensing. Insulation damage resulting from implant stresses or manufacturing variability.
9. **Lead conductor**— Loss of sensing, loss of pacing. Physical damage to lead body due to repeated flexing.
10. **Lead connector**— Insulation damage resulting from bending or tension at the terminal connector. May lead to inappropriate shocks, oversensing.
11. **Lead conductor**— Physical damage to lead conductor, inappropriate shocks, oversensing. Displacement of yoke component may lead to fatigue of high-voltage lead conductor. Improvement implemented.
12. **Conductor connection**— Loss of sensing, loss of pacing, loss of defibrillation output. Improper conductor wire connection. Improvement implemented.
13. **Serial number label**— Loss of sensing, loss of pacing. Sharp edge in serial number label resulting in breach in outer lead insulation. Improvement implemented.
14. **Terminal component**— Loss of sensing, loss of pacing, terminal pin separation from terminal ring during implant or ICD replacement. Improvement implemented.
15. **Electrode tip**— Separation between electrode tip and lead body.
16. **Lead body**— Physical damage to lead body, inappropriate shocks. Abraded insulation due to contact with patient anatomy.
17. **DF-1 terminal pin**— Loss of sensing, loss of pacing, loss of defibrillation output. Compromised insulation and/or conductor integrity from sharp or excessive bending. Improvement implemented.
18. **Yoke component**— Noise, impedance anomalies, threshold variation. Use of multiple or pre-formed stylets may cause component within lead yoke to dislodge. Improvement implemented.
19. **Lead conductor**— Muscle stimulation, inappropriate shocks, oversensing, high pacing impedance, inability to deliver therapy. Repeated flexing leading to fatigue of lead conductor.
20. **Serial number label**— Loss of sensing, loss of pacing. Broken serial number label due to either sharp bend away from header at implant or repetitive movement during implant.
21. **IS-1 terminal pin**— Compromised insulation and/or conductor integrity if lead is bent sharply away from the header block when placed in implant pocket or if pulse generator migrates from implant site. Improvement implemented.
22. **J-shape**— Placement difficulty, dislodgement. Elevated temperatures resulting in a relaxation of pre-formed J-shape. Improvement implemented.
23. **Terminal weld**— Impedance rise, loss of pacing. Loss of connection on terminal weld. Improvement implemented.
24. **Conductor fracture**— High impedance, loss of capture, loss of pacing, inappropriate shocks. Flex fatigue leading to discontinuity of pace/sense conductor.
25. **Conductor fracture**— High impedance, loss of LV capture, loss of LV pacing. Flex fatigue leading to discontinuity of conductor.
26. **Non-patterned, Other**— Confirmed malfunction for which the root cause does not fit within other categories and is not associated with other malfunctions, or has not yet been identified.
32. **Conductor damage**— Noise, oversensing, inappropriate shocks, possible loss of therapy. Conductor damage attributed to application of compressive or torsional loads which may be due to clavicle-first rib entrapment.
33. **Insulation damage**— Low pacing impedance, noise, possible loss of therapy. Insulation abrasion due to lead-on-lead or lead-on-can contact, or due to application of compressive or torsional loads which may be due to clavicle first rib entrapment. Damage to lead body may expose conductor.

34. **Extracardiac fracture**— High impedance, loss of LV capture, loss of LV pacing. Flex fatigue near suture sleeve, not including clavicle-first rib damage, leading to discontinuity of conductor.
35. **Lead conductor**— High impedance, loss of sensing, loss of pacing. Variability in wire conductor material. Improvement implemented.
36. **Conductor connection**— Loss of sensing, loss of pacing, loss of defibrillation output. Improper conductor wire connection. Improvement implemented.
37. **Weld fracture**— Noise, loss of sensing. Fractured weld.
38. **Conductor cable fracture**— High impedance, potential loss of pacing and defibrillation therapy. Fractured high voltage cable. Improvement implemented.
39. **Inner conductor break**— High impedance, loss of capture, loss of sensing. Inner conductor break. Commonly associated with helix extension/retraction difficulties at implant.
40. **Weld**— Out of range impedance measurements, noise, oversensing. Incomplete weld.
41. **Extracardiac fracture**— High impedance, noise, oversensing, loss of capture, loss of pacing. Flex fatigue leading to discontinuity of outer conductor.
42. **Electrode conductor fracture**— High shock impedance, loss of tachy therapy. Fractured electrode conductor.
43. **Insulation**— High pacing impedance, noise, undersensing. Insulation issue.

U.S. Chronic Lead Complications (Occurring After the First Month of Service)

Boston Scientific strives to provide meaningful detail in describing the performance of our products. U.S. Chronic Lead Complications are reported in compliance with ISO 5841-2: 2014 (E), Reporting of Clinical Performance of Populations of Pulse Generators or Leads. To be included in the Chronic Lead Complications table, a lead must be successfully implanted, with clinical observations (as listed in the table) occurring after the first month of implant, and have been removed from service surgically or electronically. The lead either was not returned for analysis, or was returned but had no confirmation of a malfunction.

While multiple complications are possible for any given lead, only one complication is reported per lead. The complication reported is determined by an observation hierarchy, indicated by the order of the categories from left to right in the table. The number of U.S. Registered Implants is also provided as context for the data. Chronic Lead Complications are included in the calculation of survival probability.

Pacing Leads/Model	U.S. Registered Implants	Cardiac Perforation	Conductor fracture/ helix damage	Lead dislodgement	Failure to capture	Oversensing	Failure to sense	Insulation breach	Abnormal pacing impedance	Abnormal defibrillation impedance	Extracardiac stimulation
INGEVITY+ Positive Fixation 7840/7841/7842	13,000	0	0	0	0	0	0	0	0	0	0
INGEVITY Positive Fixation 7640/7641/7642/7740/7741/7742	362,000	93	406	470	145	50	17	32	49	0	25
INGEVITY Atrial J Passive Fixation 7635/7636/7735/7736	10,000	0	10	20	5	0	1	2	2	0	0
INGEVITY Passive Fixation 7631/7632/7731/7732	18,000	1	12	9	5	2	1	2	9	0	0
FLEXTEND Active Fixation 4086/4087/4088	235,000	83	1048	1016	995	558	132	223	557	0	54
FINELINE II ; Passive Fixation (poly) 4452/4453/4456/4457	194,000	5	466	242	285	66	34	211	256	0	19
FINELINE II EZ ; Positive Fixation (poly) 4463/4464/4465/4469/4470/4471	492,000	22	774	854	497	169	143	591	510	0	30
FINELINE II Atrial J (poly) 4477/4478/4479/4480	63,000	1	123	366	138	27	33	80	54	0	7
FINELINE II/THINLINE II ; Passive Fixation (silicone) 4454/4455/4458/4459	14,000	2	125	19	65	27	4	23	34	0	1
FINELINE II/THINLINE II EZ ; Positive Fixation (silicone) 4466/4467/4468/4472/5573/4474	52,000	0	295	98	113	106	24	102	143	0	2
CRT Leads/Model	U.S. Registered Implants	Cardiac Perforation	Conductor fracture/ helix damage	Lead dislodgement	Failure to capture	Oversensing	Failure to sense	Insulation breach	Abnormal pacing impedance	Abnormal defibrillation impedance	Extracardiac stimulation
ACUITY X4 Spiral L 4677/4678	13,000	0	0	15	2	1	0	0	0	0	4
ACUITY X4 Spiral S 4674/4675	36,000	1	0	48	2	1	0	0	0	0	11

CRT Leads/Model (cont.)	U.S. Registered Implants	Cardiac Perforation	Conductor fracture/ helix damage	Lead dislodgement	Failure to capture	Oversensing	Failure to sense	Insulation breach	Abnormal pacing impedance	Abnormal defibrillation impedance	Extracardiac stimulation
ACUIITY X4 Straight 4671/4672	27,000	0	1	77	12	0	0	1	4	0	32
ACUIITY Steerable 4554/4555/4556	29,000	3	39	461	64	5	2	17	38	0	97
ACUIITY Spiral 4591/4592/4593	24,000	0	22	335	51	0	1	5	11	0	132
EASYTRAK 3 4522/4524/4525/4527/4548/4549/4550	22,000	2	40	313	60	5	2	16	22	0	95
EASYTRAK 2 4515/4517/4518/4520/4542/4543/4544	97,000	1	403	1361	360	10	8	117	163	0	442
EASYTRAK 4510/4511/4512/4513/4535/4536/ 4537/4538	38,000	2	89	488	149	4	1	77	53	0	268

Defibrillation Leads/Model	U.S. Registered Implants	Cardiac Perforation	Conductor fracture/ helix damage	Lead dislodgement	Failure to capture	Oversensing	Failure to sense	Insulation breach	Abnormal pacing impedance	Abnormal defibrillation impedance	Extracardiac stimulation
ENDOTAK RELIANCE 4-FRONT Single Coil Active Fixation 0652/0657/0672/0673/0692/0693	23,000	7	3	21	2	2	2	0	1	3	0
ENDOTAK RELIANCE 4-FRONT Dual Coil Active Fixation 0653/0658/0675/0676/0695/0696	4,000	0	2	2	0	1	0	0	0	0	0
ENDOTAK RELIANCE 4-Site ; Dual Coil, Active Fixation 0275/0276/0295/0296	76,000	19	46	118	33	46	11	13	20	23	5
ENDOTAK RELIANCE 4-Site ; Dual Coil, Passive Fixation 0285/0286	3,000	0	3	8	1	5	0	0	11	0	1
ENDOTAK RELIANCE 4-Site ; Single Coil, Active Fixation 0292/0293	125,000	30	58	191	51	66	21	10	26	28	10
ENDOTAK RELIANCE 4-Site ; Single Coil, Passive Fixation 0282/0283	3,000	2	3	1	2	1	0	0	2	1	0
ENDOTAK RELIANCE ; Dual Coil, Active Fixation 0157/0158/0159/0164/0165/0167/ 0184/0185/0186/0187	287,000	33	723	431	223	829	100	164	425	424	30
ENDOTAK RELIANCE ; Dual Coil, Passive Fixation 0147/0148/0149/0174/0175/0176/0177	47,000	4	154	75	82	150	13	48	264	74	7
ENDOTAK RELIANCE ; Single Coil, Active Fixation 0137/0138/0160/0161/0162/0180/0181/0182	33,000	13	90	61	35	77	3	8	47	73	4
ENDOTAK RELIANCE ; Single Coil, Passive Fixation 0127/0128/0170/0171/0172/0173	2,000	0	5	5	3	7	0	1	9	3	0

S-ICD Electrodes/Model	U.S. Registered Implants	Perforation	Conductor fracture	Lead dislodgement	Failure to capture	Oversensing	Failure to sense	Insulation breach	Abnormal defibrillation impedance	Extracardiac stimulation
EMBLEM/Q-TRAK S-ICD Electrode 3010, 3401, 3501	39,000	0	4	19	0	127	11	4	0	8

U.S. Acute Lead Observations

Boston Scientific strives to provide meaningful detail reflective of real-world product experience. In the first weeks following lead implantation, physiologic responses and lead performance can vary until chronic lead stability is attained. Acute lead performance may be subject to a number of factors, including patient-specific anatomy, clinical conditions and/or varying implant conditions/techniques.

Because acute implant time contributes to overall clinical experience, Boston Scientific provides specific information regarding acute lead performance. To be included in the Acute Lead Observations table, a lead must first be successfully implanted, with clinical observations occurring within the first month of implant. These reports may or may not have resulted in clinical action and/or product return to Boston Scientific. The categories are consistent with the AdvaMed guidance for *Uniform Reporting of Clinical Performance of Cardiac Rhythm Management Pulse Generators and Leads*. Although multiple observations are possible for any given lead, only one observation is reported per lead. The observation reported is determined by an observation hierarchy, indicated by the order of the categories from left to right in the table. The number of U.S. Registered Implants is also provided as context for the data. Acute Lead Observations are not included in calculation of lead survival probability.

Pacing Leads/Model	U.S. Registered Implants	Cardiac Perforation	Conductor fracture/ helix damage	Lead dislodgement	Failure to capture	Oversensing	Failure to sense	Insulation breach	Abnormal pacing impedance	Abnormal defibrillation impedance	Extracardiac stimulation
INGEVITY+ Positive Fixation 7840/7841/7842	13,000	13	4	37	6	0	1	0	2	0	0
INGEVITY Positive Fixation 7640/7641/7642/7740/7741/7742	362,000	358	432	937	243	76	51	8	51	0	32
INGEVITY Atrial J Passive Fixation 7635/7636/7735/7736	10,000	0	0	24	3	1	0	0	0	0	0
INGEVITY Passive Fixation 7631/7632/7731/7732	18,000	0	0	29	8	0	2	0	0	0	0
FLEXTEND Active Fixation 4086/4087/4088	235,000	174	276	1013	296	46	55	25	92	0	30
FINELINE II ; Passive Fixation (poly) 4452/4453/4456/4457	194,000	9	10	393	101	7	12	16	15	0	10
FINELINE II Atrial J (poly) 4477/4478/4479/4480	63,000	0	13	403	51	2	16	5	7	0	5
FINELINE II EZ ; Positive Fixation (poly) 4463/4464/4465/4469/4470/4471	492,000	55	55	650	150	84	67	31	80	0	26
FINELINE II/THINLINE II ; Passive Fixation (silicone) 4454/4455/4458/4459	14,000	0	1	28	9	0	0	3	4	0	0
FINELINE II/THINLINE II EZ ; Positive Fixation (silicone) 4466/4467/4468/4472/4473/4474	52,000	2	13	94	16	3	9	6	4	0	3

CRT Leads/Model	U.S. Registered Implants	Cardiac Perforation	Conductor fracture/ helix damage	Lead dislodgement	Failure to capture	Oversensing	Failure to sense	Insulation breach	Abnormal pacing impedance	Abnormal defibrillation impedance	Extracardiac stimulation
ACUITY X4 Spiral L 4677/4678	13,000	0	0	22	25	7	0	0	4	0	18
ACUITY X4 Spiral S 4674/4675	36,000	0	1	42	26	6	0	0	17	0	43

CRT Leads/Model (cont.)	U.S. Registered Implants	Cardiac Perforation	Conductor fracture/ helix damage	Lead dislodgement	Failure to capture	Oversensing	Failure to sense	Insulation breach	Abnormal pacing impedance	Abnormal defibrillation impedance	Extracardiac stimulation
ACUITY X4 Straight 4671/4672	27,000	1	0	93	16	4	0	0	9	0	43
ACUITY Steerable 4554/4555/4556	29,000	1	1	291	22	13	1	1	21	0	162
ACUITY Spiral 4591/4592/4593	24,000	1	2	172	28	5	0	3	9	0	168
EASYTRAK 3 4522/4524/4525/4527/4548/4549/4550	22,000	0	1	240	23	8	1	3	17	0	128
EASYTRAK 2 4515/4517/4518/4520/4542/4543/4544	97,000	7	4	806	84	30	4	14	64	0	512
EASYTRAK 4510/4511/4512/4513/4535/4536/ 4537/4538	38,000	4	4	168	23	11	1	10	20	0	141

Defibrillation Leads/Model	U.S. Registered Implants	Cardiac Perforation	Conductor fracture/ helix damage	Lead dislodgement	Failure to capture	Oversensing	Failure to sense	Insulation breach	Abnormal pacing impedance	Abnormal defibrillation impedance	Extracardiac stimulation
ENDOTAK RELIANCE 4-FRONT Single Coil Active Fixation 0652/0657/0672/0673/0692/0693	23,000	20	2	45	8	5	1	1	3	1	1
ENDOTAK RELIANCE 4-FRONT Dual Coil Active Fixation 0653/0658/0675/0676/0695/0696	4,000	1	0	5	4	2	0	0	0	0	0
ENDOTAK RELIANCE 4-Site ; Dual Coil, Active Fixation 0275/0276/0295/0296	76,000	55	18	249	41	27	3	2	26	7	6
ENDOTAK RELIANCE 4-Site ; Dual Coil, Passive Fixation 0285/0286	3,000	2	0	10	1	0	0	0	5	0	0
ENDOTAK RELIANCE 4-Site ; Single Coil, Active Fixation 0292/0293	125,000	91	19	342	64	48	14	6	30	13	18
ENDOTAK RELIANCE 4-Site ; Single Coil, Passive Fixation 0282/0283	3,000	2	1	6	1	1	1	0	7	0	0
ENDOTAK RELIANCE ; Dual Coil, Active Fixation 0157/0158/0159/0164/0165/0167/ 0184/0185/0186/0187	287,000	84	140	513	131	223	12	18	179	108	44
ENDOTAK RELIANCE ; Dual Coil, Passive Fixation 0147/0148/0149/0174/0175/0176/0177	47,000	5	4	93	36	41	4	3	47	5	0
ENDOTAK RELIANCE ; Single Coil, Active Fixation 0137/0138/0160/0161/0162/0180/0181/0182	33,000	30	7	69	14	19	3	2	18	23	9

ENDOTAK RELIANCE ; Single Coil, Passive Fixation 0127/0128/0170/0171/0172/0173	2,000	0	0	3	1	2	0	0	1	0	0
S-ICD Electrodes/Model	U.S. Registered Implants	Perforation	Conductor fracture	Lead dislodgement	Failure to capture	Oversensing	Failure to sense	Insulation breach	Abnormal defibrillation impedance	Extracardiac stimulation	
EMBLEM/Q-TRAK S-ICD Electrode 3010/3401/3501	39,000	1	0	32	0	321	7	1	0	19	

Before/During Implant Procedure - Worldwide Malfunctions: Leads

This section of the report depicts the number of product malfunctions that occurred worldwide either before implant (prior to opening the sterile product packaging) or during implant (once the sterile product packaging has been opened). In all cases, the product in question must be returned to Boston Scientific CRM and confirmed through laboratory analysis to have operated or exhibited a problem outside the specified performance limits established by Boston Scientific. Damage incurred during shipping/transit or due to external factors warned against in labeling is not reported as device malfunction here.

The Conductor category includes any conductor break or damage with complete or intermittent loss of continuity that could interrupt current flow, including clavicle fatigue or crush damage. The Insulation category includes any lead insulation breach, such as damage due to lead-on-lead or lead-on-anatomy contact, or clavicle fatigue or crush. The Crimp/Weld/Bond category includes any interruption in the conductor or lead body associated with a point of connection. The Other category includes malfunctions for which the root cause does not fit within other categories or has not yet been determined. The Labeling and Packaging categories include product identification issues and damage to sterile packaging, respectively. The Implant Accessory category includes lead malfunctions due to catheter, guidewire or sheath issues.

CRT Leads/Model	Worldwide Distribution	Conductor	Insulation	Crimp/Weld/Bond	Other	Labeling	Packaging	Implant Accessory
ACUITY X4 Spiral L 4677/4678	31,000	0	0	0	1	0	0	0
ACUITY X4 Spiral S 4674/4675	75,000	0	0	0	4	0	0	0
ACUITY X4 Straight 4671/4672	60,000	0	0	0	0	0	0	0
ACUITY Steerable 4554/4555/4556	65,000	0	0	0	5	0	2	0
ACUITY Spiral 4591/4592/4593	46,000	0	0	0	2	1	0	0

Defibrillation Leads/Model	Worldwide Distribution	Conductor	Insulation	Crimp/Weld/Bond	Other	Labeling	Packaging	Implant Accessory
ENDOTAK RELIANCE 4-FRONT Dual Coil Active Fixation 0653/0658/0675/0676/0695/0696	19,000	0	0	0	1	0	0	0
ENDOTAK RELIANCE 4-FRONT Single Coil Active Fixation 0652/0657/0672/0673/0692/0693	110,000	3	1	0	11	0	0	0
ENDOTAK RELIANCE 4-FRONT Dual Coil Passive Fixation 0636/0651/0655/0665/0685/0686	1,000	0	0	0	0	0	0	0
ENDOTAK RELIANCE 4-FRONT Single Coil Passive Fixation 0650/0654/0662/0682/0663/0683	5,000	0	1	0	0	0	0	0
ENDOTAK RELIANCE 4-Site ; Dual Coil, Active Fixation 0275/0276/0295/0296	122,000	0	0	0	86	0	1	0
ENDOTAK RELIANCE 4-Site ; Dual Coil, Passive Fixation 0265/0266/0285/0286	10,000	0	0	0	7	15	1	0
ENDOTAK RELIANCE 4-Site ; Single Coil, Active Fixation 0292/0293	192,000	0	0	0	46	0	1	0
ENDOTAK RELIANCE 4-Site ; Single Coil, Passive Fixation 0282/0283	6,000	0	0	0	0	0	0	0
ENDOTAK RELIANCE ; Dual Coil, Active Fixation 0157/0158/0159/0164/0165/0167/ 0184/0185/0186/0187	381,000	0	0	92	571	1	3	10
ENDOTAK RELIANCE ; Dual Coil, Passive Fixation 0147/0148/0149/0174/0175/0176/0177	110,000	1	0	20	108	0	3	0
ENDOTAK RELIANCE ; Single Coil, Active Fixation 0137/0138/0160/0161/0162/0180/0181/0182	75,000	0	0	15	73	0	1	1
ENDOTAK RELIANCE ; Single Coil, Passive Fixation 0127/0128/0170/0171/0172/0173	8,000	0	0	1	6	0	0	0

S-ICD Electrodes/Model	Worldwide Distribution	Conductor	Insulation	Crimp/Weld/Bond	Other	Labeling	Packaging	Implant Accessory
EMBLEM/Q-TRAK S-ICD Electrode 3010, 3401, 3501	79,000	0	0	1	0	0	0	0

Pacing Leads/Model	Worldwide Distribution	Conductor	Insulation	Crimp/Weid/Bond	Other	Labeling	Packaging	Implant Accessory
INGEVITY+ Positive Fixation 7840/7841/7842	16,000	0	0	0	0	0	0	0
INGEVITY Positive Fixation 7640/7641/7642/7740/7741/7742	874,000	2171	0	0	3201	0	0	0
INGEVITY Atrial J Passive Fixation 7635/7636/7735/7736	78,000	0	0	0	0	0	0	0
INGEVITY Passive Fixation 7631/7632/7731/7732	92,000	1	0	1	0	0	0	0
FLEXTEND 2 Active Fixation 4095/4096/4097	185,000	0	0	11	136	1	0	0
FLEXTEND Active Fixation 4086/4087/4088	291,000	0	0	66	636	1	1	4
FINELINE II ; Passive Fixation (poly) 4452/4453/4456/4457*	546,000	1	0	3	8	6	26	0
FINELINE II EZ ; Positive Fixation (poly) 4463/4464/4465/4469/4470/4471*	774,000	0	0	6	726	1	52	3
FINELINE II Atrial J (poly) 4477/4478/4479/4480*	316,000	0	0	1	144	6	18	0
FINELINE II/THINLINE II ; Passive Fixation (silicone) 4454/4455/4458/4459*	105,000	0	0	2	2	1	1	0
FINELINE II/THINLINE II EZ ; Positive Fixation (silicone) 4466/4467/4468/4472/5573/4474*	143,000	0	0	0	233	4	6	0

*Counts consist of Boston Scientific and Intermedics co-branded pacing leads data.

Product Advisories

A Product Advisory is a voluntary letter issued to inform physicians of an anomalous device behavior identified by Boston Scientific's Quality System. A Product Advisory is issued when there is a material elevation in risk to patient safety with potential for compromised lifesaving therapy, or when Boston Scientific can provide meaningful guidance to improve patient outcomes or device performance. Boston Scientific considers many perspectives in the decision to issue a Product Advisory, including internal expertise and guidance from an independent Patient Safety Advisory Board (PSAB).

This report section includes summaries of Product Advisories for which significant, active U.S. device populations exist. In general, this includes advisories for which the estimated active U.S. advisory population is at least 200. Physician and patient letters, as well as Advisory Updates, are available at www.bostonscientific.com. With respect to the number of reported events listed in the summaries below, Boston Scientific recognizes that the actual number of clinical malfunctions may be greater than the number reported. Additionally, rate projections are provided with the acknowledgment that predictive modeling is inherently uncertain due to its dependence on the device age distribution of reported events and resultant statistical approximations and assumptions. Advisory notifications may vary by geography, based upon local regulatory requirements. Please contact the local Boston Scientific office for more information. Not all products may be approved for use in all geographies, as product approval is geography specific.

PRODUCT	ORIGINAL COMMUNICATION August 2019 — EMBLEM S-ICD Premature Depletion
<p>Identifiable by serial number. Not all serial numbers are affected.</p> <p>A serialized search tool to determine if a specific device is affected by this product advisory is available here: Device Lookup Tool</p>	<p>Voluntary Physician Advisory FDA Classification: Unclassified</p> <p>This advisory discusses the performance of approximately 400 active worldwide EMBLEM™ Subcutaneous Implantable Cardioverter Defibrillators (S-ICDs) that may result in a need for device replacement (ERI/EOL) earlier than expected due to compromised performance of an electrical component causing accelerated battery depletion.</p>
<p>EMBLEM S-ICD Models A209, A219</p> <p>EMBLEM Premature Depletion, Physician Letter, August 2019</p> <p>EMBLEM Premature Depletion, Patient Letter, August 2019</p>	<p>Accelerated depletion can be detected if an unexpected decrease in remaining battery capacity is observed between remote/in-clinic follow-ups. Progression of accelerated depletion eventually produces a battery status replacement indicator (ERI) which is detectable through ambulatory beeping tones, remote monitoring, or in-clinic follow-up. Devices exhibiting this accelerated depletion behavior are capable of providing therapy for a minimum of 21 days after ERI independent of when EOL is initiated.</p> <p>The most common clinical outcome associated with this device behavior is early replacement with a potential for life-threatening harm due to an inability to provide defibrillation therapy.</p> <p><i>Estimated Rate of Occurrence</i> The advisory subset is comprised of approximately 400 active worldwide devices manufactured in July 2017. The advisory subset has a projected rate of accelerated depletion of 19% at 3 years. Because this behavior is detectable through regular follow-up care, the projected potential for life-threatening harm in this subset is approximately 1 in 20,000 at 3 years. The projected potential for life-threatening harm for all other devices (non-advisory) is approximately 1 in 5,000,000 at 3 years. There are no devices within this advisory subset available for implant.</p> <p>Standard Warranty program available, please contact your local representative for terms and conditions.</p>
	<p>CURRENT STATUS 08-Jul-20</p> <p><i>Estimated Rate of Occurrence</i> The advisory subset is comprised of approximately 400 active worldwide devices manufactured in July 2017. The advisory subset has an projected rate of accelerated depletion of 17% at 5 years. The malfunction rate for the non-advisory population is projected to be 2.3% at 5 years.</p> <p>Because this behavior is detectable through regular follow-up care, the projected potential for life-threatening harm in the advisory subset is approximately 1 in 33,000 at 5 years. The projected potential for life-threatening harm for the non-advisory population is approximately 1 in 250,000 at 5 years. There are no devices within this advisory subset available for implant.</p> <p>Devices built since July 2018 include a low voltage capacitor that is less susceptible to hydrogen induced compromises in electrical performance.</p>
	<p>CURRENT RECOMMENDATION 08-Jul-20</p> <ul style="list-style-type: none"> • Follow-Up. <ul style="list-style-type: none"> – Enroll and monitor patients in LATITUDE to facilitate prompt detection of ERI/EOL during the interval between in-office device checks. – Perform a device follow-up every 3 months via remote or in-office interrogation. <ul style="list-style-type: none"> o During the next in-office follow-up visit, demonstrate the beeper to the patient using the programmer's Test Beeper function available from the Beeper Control screen within the Utilities menu; o For patients not monitored by LATITUDE, repeat the beeper demonstration following any MRI scan as strong magnetic fields may cause permanent loss of beeper volume; o Remind patients to promptly contact their physician if beeping tones are heard from their device as this may be an indication of ERI/EOL; and – Promptly investigate any suspected indication of accelerated depletion, contact Boston Scientific Technical Services for assistance as needed. – Append the patient's medical record with this letter to maintain awareness of this topic for the remaining service life of the device. • Evaluate Risk. The potential for life-threatening harm due to accelerated depletion is greatest for patients: <ul style="list-style-type: none"> – with a history of life-threatening ventricular arrhythmias such as a secondary prevention indication or previous appropriate shock for VT/VF2 . – who are unable to be reliably followed every 3 months (via LATITUDE and/or in-clinic interrogation). – who are not monitored via LATITUDE and are unable to hear beeping tones. • Replace As Needed. – Replace device within 21 days of ERI. – Prophylactically replace devices in high risk patients as indicated by the factors listed above.

PRODUCT	ORIGINAL COMMUNICATION November 2018 — SQ-RX 1010 Shortened Replacement Time
<p>Identifiable by serial number. Not all serial numbers are affected.</p> <p>A serialized search tool to determine if a specific device is affected by this product advisory is available here: Device Lookup Tool</p>	<p>Voluntary Physician Advisory FDA Classification: Unclassified</p> <p>This advisory discusses the potential for a shortened replacement interval after a Charge Time (CT) / Battery Depletion (BD) alert has occurred or after the battery status reaches Elective Replacement Indicator (ERI) in the first-generation Subcutaneous Implantable Cardioverter Defibrillator (S-ICD) system's SQ-RX™ Model 1010 Pulse Generator (PG).</p>
<p>S-ICD Model 1010</p> <p>SQ-RX 1010 Shortened Replacement Time, Physician Letter, November 2018 SQ-RX 1010 Shortened Replacement Time, Patient Letter, November 2018</p>	<p>The SQ-RX Model 1010 PG provides an Elective Replacement Indicator (ERI) as the PG approaches the end of its expected battery service life. When the battery reaches ERI through normal use, there is sufficient capacity to support up to 90 days of continued operation, including up to 6 maximum energy charges/shocks before fully depleting. However, if the PG experiences a latent battery malfunction resulting in accelerated battery depletion, the reserve battery capacity available beyond ERI may not be sufficient to support the full 90-day interval or additional shock therapy before depleting. The rate of depletion for a latent battery malfunctions varies.</p> <p>The SQ-RX model 1010 PGs include separate monitors for charging and battery performance. The Charge Time (CT) alert is designed to detect unsuccessful charging of the high voltage capacitors within 44 seconds. The Battery Depletion (BD) alert is designed to detect higher rates of accelerated battery depletion. When an alert condition occurs, the patient is notified through beeping tones and the clinician user is notified through programmer messages. Most battery malfunctions exhibit a sufficient rate of accelerated depletion to be detected by one of these alerts. Some battery malfunctions exhibit a slower rate of accelerated depletion, which is not detected as an alert condition. Based on an analysis of accelerated battery depletion events where only ERI presented (no alert condition), at least one maximum energy shock has been determined to be available for at least 20 days after ERI.</p>
	<p><i>Estimated Rate of Occurrence</i></p> <p>The projected occurrence rate for latent battery malfunctions for SQ-RX Model 1010 PGs is up to 2% at 5 years. There have been no reports of injuries or deaths associated with this behavior. Laboratory analysis of returned PGs with latent battery malfunctions has shown some depletions to a level at which therapy would not have been available if not replaced in accordance with the recommendations above. Based on a 3-month follow-up interval, the potential for life threatening harm for this behavior is 0.006% (1 in 16,667) at 5 years. However, the potential for life-threatening harm is greater for secondary prevention patients or those who have received appropriate therapy previously, patients with longer follow-up intervals, and/or patients who are unable to hear beeping tones. For these patients, the benefit associated with prophylactically replacing the PG may outweigh the risks associated with a shortened replacement interval due to latent battery malfunction.</p> <p>Standard Warranty program available, please contact your local representative for terms and conditions.</p>
	<p>CURRENT STATUS 08-Jul-20</p>
	<p><i>Estimated Rate of Occurrence</i></p> <p>The projected occurrence rate for latent battery malfunctions for SQ-RX Model 1010 PGs is up to 2% at 5 years. There have been no reports of injuries or deaths associated with this behavior.</p>
	<p>CURRENT RECOMMENDATION 08-Jul-20</p> <ul style="list-style-type: none"> • Follow-Up. Consistent with the SQ-RX Model 1010 PG User Manual: <ul style="list-style-type: none"> - Perform in-clinic checks every 3 months as the PG is not capable of remote patient management; - If it has been more than 3 months since a patient's last in-clinic follow-up, schedule a follow-up within the next month and every 3 months thereafter; - During the next follow-up visit, demonstrate the beeper by applying a magnet over the PG to elicit beeping tones; and - Remind patients to promptly contact their physician if beeping tones are heard from their PG as this may be an indication of a CT / BD alert or ERI. - Append the patient's medical record with this letter to maintain awareness of this topic for the remaining service life of their PG • Evaluate Risk. The potential for life-threatening harm is greater for patients who have experienced life-threatening ventricular arrhythmias, patients not followed every 3 months, and/or patients who are unable to hear beeping tones. For these patients, the benefit associated with prophylactically replacing the PG may outweigh the risks associated with a shortened replacement interval due to latent battery malfunction • CT / BD Alerts. Promptly investigate any beeping tones, CT alerts, or BD alerts and report them to Boston Scientific Technical Services. Using saved PG data, Technical Services can determine if an accelerated battery depletion exists and provide guidance for replacement. • ERI. To mitigate the rare potential for undetected accelerated battery depletion, replace SQ-RX Model 1010 PGs within 20 days of ERI. If a longer replacement interval is desired, save PG data and contact Technical Service to determine a recommended replacement interval. Note: CT / BD Alerts appearing before or after ERI should always be reported to Technical Services for evaluation

PRODUCT	ORIGINAL COMMUNICATION September 2018 — Hydrogen Induced Premature Depletion
Identifiable by serial number. Not all serial numbers are affected.	Voluntary Physician Advisory FDA Classification: Unclassified
A serialized search tool to determine if a specific device is affected by this product advisory is available here: Device Lookup Tool	This advisory discusses a subset of 2900 pacemakers and cardiac resynchronization therapy pacemakers (CRT-Ps) with an elevated potential for early pacemaker replacement due to hydrogen-induced accelerated battery depletion.
VALITUDE CRT-P Models U125, U128	The pacemaker manual describes how increases in pacing requirements or changes in programmed parameters may result in an expected longevity reduction and are considered normal battery depletion. However, hydrogen exposure within the pacemaker's circuitry may compromise the electrical performance of low voltage capacitors causing current leakage and a moderate acceleration in the rate of battery depletion.
VISIONIST CRT-P Models U225, U226, U228	Because this accelerated depletion does not occur rapidly, a follow-up interval of no more than six months is recommended. Boston Scientific has determined a liner component to be the source of hydrogen and identified a subset of 2900 previously distributed pacemakers that have an elevated potential for exhibiting this behavior. Boston Scientific pacemakers include automated diagnostic tools, including battery status assessment and estimated longevity predictions, that dynamically adjust based on power consumption. It is important to emphasize that the accuracy of battery status and longevity estimates are not affected by this behavior.
ACCOLADE Pacemaker Models L300, L301, L310, L311, L321, L331	
PROPONENT Pacemaker Models L200, L201, L209, L210, L211, L221, L231	
ESSENTIO Pacemaker Models L100, L101, L110, L111, L121, L131	<i>Estimated Rate of Occurrence</i> The observed malfunction rate for hydrogen induced accelerated depletion within this advisory subset is 1.4% at 2.5 years which is 233 times higher than the non-advisory population. Because this behavior is highly detectable through regular pacemaker follow-up care, the projected potential for life-threatening harm is 0.0003% (1 in 333,333) at 5 years. There are no devices within this advisory subset that are still available for implant.
Hydrogen Induced Premature Depletion, Physician Letter, September 2018	Standard Warranty program available, please contact your local representative for terms and conditions.
Hydrogen Induced Premature Depletion, Patient Letter, September 2018	CURRENT STATUS 08-Apr-20
	<i>Estimated Rate of Occurrence</i> The observed malfunction rate for hydrogen induced accelerated depletion within this advisory subset is projected to be 10% at 5 years. The observed malfunction rate for the non-advisory population is projected to be 1.5% at 5 years.
	Over 90% of confirmed malfunctions within the advisory and non-advisory populations were detected before the battery status indicated elective replacement (e.g., Battery Status = Explant). Based on the rate of battery depletion, devices would have been able to support device therapy for approximately 100 days after the battery status indicated Explant.
	Because this behavior is highly detectable through regular pacemaker follow-up care, the projected potential for life-threatening harm is 0.0002% (1 in 500,000) at 5 years in the advisory population and is 0.00002% (1 in 5,000,000) at 5 years in the non-advisory population. There are no devices within this advisory subset that are still available for implant.
	Approximately 164,000 devices were built with the original low voltage capacitor. All devices built since November 2017 include a low voltage capacitor that is less susceptible to hydrogen induced compromises in electrical performance. A polymer material, designed to remove excess hydrogen within the pulse generator, was added to this device family in March 2018 and is intended to mitigate hydrogen induced accelerated depletion of the low voltage capacitors. To date there have been no confirmed occurrences of hydrogen induced accelerated battery depletion in the ACCOLADE family of devices that include the contemporary low voltage capacitor and this polymer material.
	CURRENT RECOMMENDATION 08-Jul-20
	<ul style="list-style-type: none"> • Boston Scientific recommends following patients implanted with any affected pacemaker from the advisory subset at intervals no greater than every six (6) months either in-clinic or via LATITUDE in accordance with the best practices outlined in international societal guidelines • Promptly investigate any suspected indication of accelerated depletion. Before surgical intervention, contact Boston Scientific Technical Services for verification of accelerated depletion and to determine an appropriate timeframe for pacemaker replacement. Please note, if accelerated depletion is identified, the Save to Disk feature or LATITUDE is necessary to perform an engineering assessment. • Prophylactic replacement is NOT recommended for pacemakers with normal battery consumption as the risk of surgical replacement outweighs the risk of accelerated depletion.

PRODUCT ORIGINAL COMMUNICATION December 2017 — Minute Ventilation Signal Oversensing

A serialized search tool to determine if a specific device is affected by this product advisory is available here: [Device Lookup Tool](#)

VALITUDE CRT-P
Models U125, U128

VISIONIST CRT-P
Models U225, U226, U228

ACCOLADE Pacemaker
Models L300, L301, L310, L311, L321, L331

PROPONENT Pacemaker
Models L200, L201, L209, L210, L211, L221, L231

ESSENTIO Pacemaker
Models L100, L101, L110, L111, L121, L131

ALTRUA 2 Pacemaker
Models S701, S702, S722

Voluntary Physician Advisory

This advisory discusses intermittent oversensing of the Minute Ventilation (MV) sensor signal with certain Boston Scientific pacemaker and cardiac resynchronization therapy pacemaker systems (pacemakers). MV sensor signal oversensing may cause pre-syncope or syncope due to periods of pacing inhibition. This MV behavior may occur with any manufacturer's pacing lead system, but Boston Scientific has determined it to be more likely for affected Boston Scientific pacemakers using Medtronic or Abbott/St. Jude (Abbott) leads implanted in either the right atrium (RA) or right ventricle (RV).

The MV sensor in Boston Scientific pacemakers can be used for RightRate™ (rate adaptive pacing), Respiratory Rate Trend, or AP Scan. When the RA/RV pacing leads and lead terminal connections are operating as intended, the MV sensor signal is appropriately filtered and therefore is not detected by the pacemaker or displayed on electrograms (EGMs). However, intermittency related to the lead or pacemaker-lead connection has the potential to create a transient high impedance condition. A high impedance condition may subsequently alter the MV sensor signal such that it becomes visible on EGMs and potentially subject to oversensing on the RA or RV channels. For a technical description of the Boston Scientific's MV sensor, please refer to Appendix A in the December 2017 physician letter.

Engineering analysis and testing, as well as evaluation of post-market surveillance data, demonstrates an elevated potential for oversensing of the MV sensor signal in certain pacemaker systems connected to Medtronic or Abbott pacing leads. Although all leads evaluated in simulated testing environments comply with appropriate connector standards, we have discovered subtle differences amongst lead manufacturers in the surface finish of the lead terminal ring and amount of axial and radial terminal ring motion within the pacemaker header. These factors may result in intermittent increases in impedance leading to oversensing of the MV sensor signal or changes in daily impedance test measurements.

Estimated Rate of Occurrence

Boston Scientific investigation has shown that the probability of harm associated with MV sensor signal oversensing behavior is significantly greater when affected pacemakers are connected to Medtronic or Abbott pacing leads.

Affected pacemaker systems connected to the following RA/RV pacing leads ⁴ :	Probability of Injury at 5 years	Probability of Life Threatening Harm at 5 years
Medtronic or Abbott pacing leads	0.0005 (1 in 2,000)	0.00001 (1 in 100,000)
Boston Scientific pacing leads (including DEXTRUS)	0.00003 (1 in 33,333)	0.0000008 (1 in 1,250,000)
All pacing leads combined ⁵	0.00008 (1 in 12,500)	0.000002 (1 in 500,000)

[Minute Ventilation Signal Oversensing, Physician Letter,](#)

[Minute Ventilation Signal Oversensing, Patient Letter, December 2017](#)

[Minute Ventilation Signal Oversensing, Update letter, January 2019](#)

CURRENT STATUS 08-Jul-20

Estimated Rate of Occurrence

Boston Scientific investigation has shown that the probability of harm associated with MV sensor signal oversensing behavior is significantly greater when affected pacemakers are connected to Medtronic or Abbott pacing leads.

Affected pacemaker systems connected to the following RA/RV pacing leads ⁴ :	Probability of Injury at 5 years	Probability of Life Threatening Harm at 5 years
Medtronic or Abbott pacing leads	0.0005 (1 in 2,000)	0.00001 (1 in 100,000)
Boston Scientific pacing leads (including DEXTRUS)	0.00003 (1 in 33,333)	0.0000008 (1 in 1,250,000)
All pacing leads combined ⁵	0.00008 (1 in 12,500)	0.000002 (1 in 500,000)

CURRENT RECOMMENDATION 08-Jul-20

Software is available in most countries to address the potential for pacing inhibition due to MV sensor signal oversensing in affected pacemakers. The software adds the Signal Artifact Monitor (SAM) to Boston Scientific's proprietary suite of Safety Architecture diagnostics. When enabled, the SAM continuously monitors electrograms for MV sensor signal artifacts and measures MV vector lead impedance values. If artifacts are detected or the MV vector lead impedance is out of range, the monitor either switches to the right ventricular vector or disables the MV sensor in approximately one second. In this manner, the SAM promptly eliminates the clinical risk of pacing inhibition associated with MV sensor signal oversensing.

Programmer	Software Model	Software Version
Model 3120 ZOOM Programmer	2869	2.06
Model 3300 LATITUDE Programmer	3869	1.05

If software is not available in your country, continue to follow advisory recommendations.

PRODUCT

ORIGINAL COMMUNICATION December 2017 — CRT Positive LV Offset and TPP Interaction

Identifiable by serial number. Not all serial numbers are affected.

Voluntary Physician Advisory
FDA Classification: Unclassified

A serialized search tool to determine if a specific device is affected by this product advisory is available here: [Device Lookup Tool](#)

This advisory discusses unintended asynchronous biventricular (BIV) pacing behavior when tracking elevated atrial intrinsic rhythms in certain Boston Scientific Cardiac Resynchronization Therapy (CRT) pacemakers (CRT-Ps) and defibrillators (CRT-Ds). Repeated detection of this unintended asynchronous BIV pacing behavior may result in the implanted device reverting to a permanent Safety Mode (Safety Core™) status thus requiring early replacement. The unintended asynchronous BIV pacing behavior can only occur when an infrequent combination of parameters are programmed, specifically:

VALITUDE CRT-P
Models U125, U128

- Left Ventricular (LV) Offset programmed to a positive value which exceeds the Atrial Blank after Ventricular Pace (A-Blank after V-Pace) interval; and
- Tracking Preference = ON (nominal).

VISIONIST CRT-P
Models U225, U226, U228

RESONATE CRT-D

Models G424, G425, G426, G428, G437, G447, G448, G524, G525, G526, G528, G537, G547, G548

Observed Rate
Of the 60,500 CRT devices distributed worldwide, Boston Scientific estimates approximately 300 CRT devices are programmed with the combination of parameters which may lead to this device behavior. There have been two confirmed instances of early device replacement due to this device behavior (0.7%). Of the two cases, a single patient death occurred due to complications related to the replacement procedure.

VIGILANT CRT-D
Models G224, G225, G228, G237, G247, G248

CURRENT STATUS 08-Jul-20

MOMENTUM CRT-D
Models G124, G125, G126, G128, G138

Confirmed Malfunctions (worldwide)
There have been four confirmed instances of early device replacement due to this device behavior.

CHARISMA CRT-D
Models G324, G325, G328, G337, G347, G348

CURRENT RECOMMENDATION 08-Jul-20

Software is available in most countries to address the rare potential for early replacement due to permanent Safety Mode status. The software imposes an interactive limit which prevents programming the device into a susceptible manner. Affected devices interrogated by an updated programmer are no longer susceptible to this issue.

AUTOGEN CRT-D
Models G172, G173, G175, G177, G179

Programmer	Device Therapy	Software Model	Software Version
Model 3120 ZOOM Programmer	CRT-Ps	2869	2.06
Model 3300 LATITUDE Programmer	CRT-Ps	3869	1.05
Model 3120 ZOOM Programmer	CRT-Ds	2868	4.07
Model 3300 LATITUDE Programmer	CRT-Ds	3868	1.07

DYNAGEN CRT-D
Models G150, G151, G156, G158

If software is not available in your country, continue to follow advisory recommendations.

INOGEN CRT-D
Models G140, G141, G146, G148

ORIGEN CRT-D
Models G050, G051, G056, G058

[CRT Positive LV Offset and TPP Interaction, Physician Letter, Dec 2017](#)

[CRT Positive LV Offset and TPP Interaction, Patient Letter, December 2017](#)

[CRT Positive LV Offset and TPP Interaction, Update Letter, January 2019](#)

PRODUCT

ORIGINAL COMMUNICATION Aug 2013 and Sep 2014 — Low Voltage Capacitor

A serialized search tool to determine if a specific device is affected by this product advisory is available here:

[Device Lookup Tool](#)

Voluntary Physician Advisory
FDA Classification August 2013: Class II
FDA Classification September 2014: Class II
In August 2013, a physician communication discussed a subset of COGNIS CRT-Ds and TELIGEN ICDs that had experienced an increased rate of premature battery depletion due to compromised performance of a low voltage (LV) capacitor. It also informed physicians how to identify and respond to a Safety Architecture low voltage alert. In September 2014, a second subset of devices was identified that may exhibit compromised LV capacitor performance at a rate that is similar to the August 2013 advisory subset. The second communication also discussed improvements to Safety Architecture's low voltage alert, which were released through a programmer software update.

COGNIS

Models N106/N107/N108/N118/
N119/N120/P106/P107/P108

The performance of an LV capacitor may be compromised in some devices after two or more years of implant time, which will increase battery use and may eventually initiate one or more Safety Architecture alerts and patient-audible beeping.

TELIGEN VR

Models E102/E103/F102/F103

The most common alert is a yellow programmer screen that states, "Voltage is too low for projected remaining capacity. Contact Technical Services with Code 1003". LATITUDE issues a corresponding yellow alert (nominally configured "On"). In other instances, diminished LV capacitor performance can result in an early "Explant" battery status indicator (ERI) and a replacement window that may be less than 3 months.

TELIGEN DR

Models E110/E111/F110/F111

Devices that experience a low voltage alert require replacement. If not replaced, increased current drain could deplete the battery and impact therapy delivery and telemetry.

[Low Voltage Capacitor 2014 Physician Letter, Sep 17, 2014](#)

Advisory population

Approximately 22,800 devices identified in the August 2013 communication remain in service. In September 2014, Boston Scientific identified an additional 27,300 active devices that may exhibit diminished LV capacitor performance at a rate that is similar to the August 2013 advisory population. The projected cumulative rate of occurrence for LV capacitor malfunction within the total advisory population is approximately 2.9% at 60 months. Due to Safety Architecture alerts and timely physician response, the potential for life-threatening harm from loss of therapy is estimated to be less than 1 in 125,000 (0.0008%) at 60 months.

[Low Voltage Capacitor 2014 Patient Letter, Sep 17, 2014](#)

[Low Voltage Capacitor 2013 Physician Letter, Aug 29, 2013](#)

CURRENT STATUS 08-Jul-20

Advisory devices have not been available for implant for more than seven years.

Projected Rate of Occurrence

• COGNIS CRT-D and TELIGEN ICD advisory population - The rate of occurrence is 2.9% at 60 months, 6.0% at 72 months, 8.9% at 84 months and 11.2% at 96 months. The potential for life-threatening harm from loss of therapy is approximately 1 in 200,000 (0.0005%) at 60 months.

• COGNIS CRT-D and TELIGEN ICD populations (advisory and non-advisory) - The overall rate of occurrence is approximately 1.1% at 60 months, 2.5% at 72 months and 3.7% at 84 months. The projected rate of occurrence is 5.0% at 96 months. Since notifying customers of this behavior in September 2014 and improving the Safety Architecture voltage alert, the portion of malfunctions with compromised therapy has decreased to approximately 1.6%. The potential for life-threatening harm from loss of therapy is approximately 1 in 500,000 (0.0002%) at 60 months.

• INCEPTA, ENERGEN and PUNCTUA CRT-Ds and ICDs - The rate of occurrence is 1% at 60 months. The projected rate of occurrence is 1.8% at 72 months. The portion of malfunctions with compromised therapy is approximately 0.3%. The potential for life-threatening harm from loss of therapy is approximately 1 in 5,000,000 (0.00002%) at 60 months.

CURRENT RECOMMENDATION 08-Jul-20

Updated Software

In 2014 BSC released software that enhances the effectiveness of the Safety Architecture tools later in device life. When the software was introduced, BSC recommended an in-clinic follow-up with an updated programmer at first opportunity, but within 3 months for patients within the advisory population. In-clinic interrogation with a current programmer automatically downloads Safety Architecture software upgrades from the programmer into individual patient devices, enhancing detection of a compromised LV capacitor before therapy delivery is impacted.

LATITUDE Patient Management System

Boston Scientific recommends that advisory patients utilize the LATITUDE Patient Management System (remote monitoring), which offers additional/supplemental device checks between office visits. Use of LATITUDE may accelerate detection of Safety Architecture alerts, and can notify if/when scheduled checkups have not occurred. Verify that the yellow alert "Voltage was too low for projected remaining capacity" is configured "On".

Additional Recommendations

- After a device has been upgraded with new software, Boston Scientific recommends normal device monitoring as described in device labeling.
- Device replacement is not recommended for advisory devices displaying normal behavior.
- Promptly investigate alerts, device beeping, and unanticipated replacement indicator messages.
- Following a Safety Architecture alert, contact Boston Scientific Technical Services as directed on programmer screens. Technical Services can facilitate an evaluation of device information downloaded from a recent in-clinic or remote LATITUDE interrogation, which may help to clarify available replacement time.

Standard Warranty program available, please contact your local representative for terms and conditions.

PRODUCT	ORIGINAL COMMUNICATION 01-Dec-09 — Subpectoral Implant
<p>A serialized search tool to determine if a specific device is affected by this product advisory is available here: Device Lookup Tool</p>	<p>Voluntary Physician Advisory FDA Classification: Class II</p>
<p><i>This advisory is limited to those models listed below implanted subpectorally.</i></p>	<p>This advisory is limited to devices identified in the product model list that were implanted subpectorally. Devices implanted subcutaneously are not included in this advisory.</p> <p>Boston Scientific has determined that the bond between the header and case could be weakened by significant forces associated with a subpectoral implant procedure or when a device in a subpectoral position is pushed against a rib during contraction of the pectoralis muscle. A weakened header bond may alter lead impedance and introduce noise that may inhibit pacing therapy or initiate inappropriate tachy therapy. Additional mechanical stress applied to a weakened bond may eventually cause header connection wires to fracture, resulting in loss of therapy.</p>
<p>COGNIS</p>	<p>A weakened header bond can result in one or more of the following device behaviors:</p>
<p>Models N106/N107/N108/N118/N119 P106/P107/P108</p>	<ul style="list-style-type: none"> – Significant changes in measured lead impedance – Noise on real-time or stored electrograms – Intermittent inhibition of pacing – Inappropriate anti-tachy pacing or shock therapy
<p>TELIGEN VR</p> <p>Models E102/F102</p>	<ul style="list-style-type: none"> – Loss of pacing therapy – Loss of anti-tachy pacing and shock therapy
<p>TELIGEN DR</p> <p>Models E110/E111/F110/F111</p>	<p>No patient deaths related to this behavior have been reported. Patients have required early device replacement due to inappropriate shocks and/or noise induced by pocket manipulation or arm movement.</p>
<p>Subpectoral Implant 2009 Physician Letter, Dec 01, 2009</p>	<p><i>Rate of Occurrence</i> The implant orientation of devices is not reported to Boston Scientific, making it difficult to provide rate of occurrence and prediction information. Two (2) reports have been received worldwide of subpectoral implants with weakened header bonds. An estimated 5% of approximately 77,000 COGNIS and TELIGEN devices worldwide have been implanted in a subpectoral location.</p>
<p>Subpectoral Implant 2009 Patient Letter, Dec 01, 2009</p>	<p>The following factors may also impact the risk of failure if implanted in a subpectoral location:</p> <ul style="list-style-type: none"> – Exact location of the patient's ribs relative to the device – Body size and/or muscle mass of the patient (risk may increase for larger/muscular patients) – Activity level and/or occupation of the patient (risk may increase for more active patients)
	<p>CURRENT STATUS 08-Jul-20</p>
	<p><i>Reported events (worldwide)</i></p>
	<p>103 reports have been received worldwide of subpectoral implants with weakened header bonds. An estimated 10% of approximately 104,000 COGNIS and TELIGEN devices worldwide have been implanted in a subpectoral location.</p> <p>There have been no reported patient deaths associated with this advisory.</p>
	<p><i>Rate of Occurrence</i> An estimated 10% of COGNIS and TELIGEN devices worldwide have been implanted in a subpectoral position. The rate of occurrence for subpectoral implants of COGNIS advisory devices is 1.95% at 60 months. The rate of occurrence for subpectoral implants of TELIGEN advisory devices is 0.53% at 60 months.</p>
	<p>CURRENT RECOMMENDATION 08-Jul-20</p>
	<p>If a patient's device was implanted subcutaneously, it is excluded from this advisory and no change to current patient management is recommended.</p> <p>For affected devices implanted in a subpectoral location:</p> <ul style="list-style-type: none"> – Follow patient at least once every three months as recommended in device instructions for use. – Consider advising patients to contact their physician or clinic if they receive shocks, in order to ensure timely review of associated electrograms and other device data via in-clinic or remote interrogation. – Where available, consider using the LATITUDE® Patient Management System to facilitate remote device checks between in-clinic follow-ups.
	<p>Standard Warranty program available, please contact your local representative for terms and conditions.</p>

Trademarks

The following are trademarks of Boston Scientific Corporation, CRM Division (doing business as Cardiac Pacemakers, Inc., a Boston Scientific Company) used in connection with the goods or services indicated:

ACCOLADE	EQUIO	LUX-DX
ACUITY	ENDOTAK ENDURANCE	MOMENTUM
ACUITY X4	ENDOTAK ENDURANCE EZ	ORIGEN
ADVANTIO	ENDOTAK ENDURANCE RX	PERCIVA
ALTITUDE	ENDOTAK RELIANCE	PROPONENT
ALTRUA	ENERGEN	PUNCTUA
AUTOGEN	ESSENTIO	RELIANCE 4-FRONT
AVT	FINELINE	RESONATE
CHARISMA	FLEXTEND	SELUTE
COGNIS	FORMIO	SWEET PICOTIP
CONFIENT	INSIGNIA	SWEET TIP
CONTAK	INGENIO	TELIGEN
CONTAK RENEWAL	INGEVITY	VIGILANT
CONTAK RENEWAL TR	INCEPTA	VISIONIST
DYNAGEN	INLIVEN	VITALIO
EASYTRAK	INOGEN	VITALITY
EMBLEM	INTUA	4-SITE
ENDOTAK	INVIVE	

The following marks are registered trademarks for Intermedics, Inc and Cameron Health, Inc. (doing business as Cardiac Pacemakers, Inc., a Boston Scientific Company) used in connection with the goods or services indicated:

Q-TRAK	SQ-RX	S-ICD
--------	-------	-------



Rhythm Management

300 Boston Scientific Way
Marlborough, MA 01752-1234
www.bostonscientific.com

Medical Professionals:
1.800.CARDIAC (227.3422)

Patients and Families:
1.866.484.3268

© 2018 Boston Scientific Corporation
or its affiliates. All rights reserved.

CRM-373910-AC FEB2018