

2017

Rhythm Management Product Performance Report

Q3 Edition



CRM Quality Pledge

I improve
the quality
of patient care
and all things
Boston Scientific

Advancing Science for Life.

For over forty years, meaningful innovation at Boston Scientific Rhythm Management has helped patients live healthier, longer lives. We are committed to providing performance data which are accurate, transparent and responsive to topics of contemporary clinical interest. This Q3 2017 report includes data through July 10, 2017.

Boston Scientific provides performance data for pulse generators and leads that meets or exceeds the 2014 revision of ISO 5841-2: 2014 (E), the AdvaMed Industry Guidance for Uniform Reporting of Clinical Performance, and addresses recommendations from the Heart Rhythm Society Task Force.

This report provides the most comprehensive presentation of rhythm management product performance data available, including:

- ✓ U.S. lead and pulse generator survival probability
- ✓ Worldwide malfunction counts and patterns
- ✓ Worldwide malfunctions during an implant procedure
- ✓ Longitudinal Surveillance Registry lead survival probability
- ✓ Acute (first month) lead observations
- ✓ Chronic (after first month) lead complications
- ✓ Reasons for out of service
- ✓ Return rates

Your feedback is always welcome, and plays a vital role in our effort to continuously improve our products and services, advancing science to transform the lives of our patients.

Sincerely,

Renold J. Russie
Vice President, Quality Assurance

Medical Review Board

Ronald D. Berger, M.D., PhD

Professor of Medicine
Johns Hopkins University

Stephen R. Shorofsky, M.D., PhD

Professor of Medicine
University of Maryland, School of Medicine

Bruce S. Stambler, M.D.

Director, Cardiac Arrhythmia Research and Education
Piedmont Heart Institute, Atlanta, GA

Boston Scientific Reviewers

Renold Russie

Vice President, Quality Assurance

Olaf Hedrich, M.D.

Vice President, Medical Safety

Charles Kemper

Director, Post-Market Quality Assurance

Jack Litzau, M.S.

Principal Statistician

Statistical Methodology

What Is Device Survival Probability?

Medical journals have traditionally used patient survival probability to display information on treatment option effectiveness. In the report, **pulse generator and lead** survival probabilities convey information about long-term performance of implantable cardiac rhythm management products.

Survival probability shows the percentage of implanted devices that remain implanted and in service at various points in a product's service life, in the absence of competing risks, such as natural mortality or voluntary explants. Conceptually, a pulse generator of high reliability and large battery capacity or low current drain remains near 100% survival until eventually, normal battery depletion begins to cause significant numbers of devices to be removed, and the device survival probability drops rapidly. For example, a device survival probability of 99% indicates that within the stated implant duration, the pulse generator had a 1% risk of removal for battery depletion or for incurring a malfunction that required replacement. Survival probabilities are provided with and without normal battery depletions, depicted as "Battery Depletions and Malfunctions" and "Malfunctions Only," respectively.

Boston Scientific estimates survival probability in compliance with the 2014 revision of international standard ISO 5841-2: 2014 (E). Survival probability is calculated at a given time by separately estimating the probability of surviving each interval and multiplying the survival probabilities of all intervals through which a device has passed. To estimate the probability of surviving any interval, the number of units that successfully functioned during the interval is divided by the number of units exposed to malfunction/depletion during the interval. The number of units exposed is calculated using the actuarial method, where device suspensions in an interval are distributed uniformly across the interval. Reasons for device suspension from survival probability statistics are detailed in the report section entitled U.S. Reason for Out of Service.

Survival probabilities are statistical estimates subject to uncertainty. To quantify this uncertainty, 95% confidence intervals of survival probabilities are computed. Greenwood's formula is used to estimate the standard error of the calculated survival probabilities, and confidence intervals are constructed using a logit transformation, assuming the transformed values are normally distributed. For example, 99.36% (-0.3/+0.2) represents an interval of 99.06% to 99.56%, and these intervals are constructed such that 95% of the time they will contain the true survival probability. These confidence intervals are not symmetric due to the transformation method described previously.

Inclusion Criteria for Pulse Generator and Lead Survival Probability Datasets

Pulse generator survival probability is reported for U.S. implanted devices in product families which meet inclusion criteria described below. Lead survival probability is reported for both the U.S. Registered Implant population and for leads enrolled in the Longitude Surveillance Registry, for product families which meet inclusion criteria described below.

To be included in survival probability statistics, a device must first be successfully implanted (defined in this report as occurring upon pocket closure). Prophylactic device removals are tracked as part of the active population up until the time the device is removed from service; devices removed prophylactically which are not identified as malfunctions at the time of explant do not contribute to a reduction in survival probability. Reasons for device explant or out of service, if known, are provided in this report for each pulse generator product/product grouping.

Survival probabilities are based on devices registered as implanted in the United States. Privacy laws in many other geographies preclude manufacturers from obtaining specific patient implant and explant information, thus device survival probabilities cannot be constructed from these data. Boston Scientific believes, however, that U.S. experience is generally representative of worldwide performance. The Malfunction Details for leads and pulse generators reflect worldwide malfunctions, inclusive of U.S. data.

Criteria for inclusion of product families in this report are in compliance with the *AdvaMed Industry Guidance for Uniform Reporting of Clinical Performance of Pulse Generators and Leads*. Survival estimates are provided for product families once they have at least 10,000 cumulative U.S. implant months. The minimum interval sample size is 200 U.S. implanted units. Pulse generator product families with less than 500 total remaining estimated active U.S. devices are not included in this report. Lead product families that received original U.S. market release approval twenty or more years ago are not included in this report. Survival estimates for leads enrolled in the Longitude Surveillance Registry are provided for product families once they have at least 200 enrolled leads. The minimum interval sample size is 50 leads which have been followed for at least 6 months.

Estimated Longevity information is provided for pulse generator products in the U.S. Survival Probability - Battery Depletions and Malfunctions graphs, depicted as a blue bar on the x axis for Years Implanted. The estimated longevity values from the Instructions for Use for each product family are used to construct the blue longevity bars on their U.S. Survival Probability graph. They represent the range of estimated longevity based on a variety of programmed settings and therapy usage.

Survival probability data are presented in tabular and graphical formats online at www.bostonscientific.com/ppr. Performance data for Intermedics products may also be found on www.bostonscientific.com/ppr. Specific inclusion criteria for pulse generator and lead survival probability datasets are described here. Not all products may be approved for use in all geographies, as product approval is geography specific.

Worldwide distribution, U.S. registered implant and U.S. estimated active implant numbers have been rounded to provide population size context.

To convey implant experience for a product family, average device age and U.S. approval date are provided. The U.S. approval date listed is the earliest date Boston Scientific received approval for one or more of the models in the family. For Longitude Surveillance Registry data, the number of enrolled leads and their cumulative followup months are also provided for context.

Survival Probability – Battery Depletions and Malfunctions (Pulse Generators)

Reduction in survival probability for **pulse generators** is due to:

- Devices removed for normal battery depletion
- Device malfunctions occurring while implanted, as confirmed by returned product analysis
- Devices removed from service and reported to have exhibited premature battery depletion, but not confirmed by laboratory analysis, whether returned or not—also known as “unconfirmed reports of premature battery depletions.”

Survival Probability – Malfunctions Only (Pulse Generators)

Reduction in survival probability for **pulse generators** is due only to:

- Device malfunctions occurring while implanted, as confirmed by returned product analysis; premature battery depletions are considered device malfunctions.

In this case, normal battery depletions do not contribute to the reduction in survival probability; rather, reduction in survival probability is due only to confirmed pulse generator malfunctions. Furthermore, unconfirmed reports of premature battery depletions do not reduce “Malfunctions Only” survival probability. Put another way, this information depicts the percentage of confirmed malfunction-free devices remaining in service at various intervals in the product's service life, based on returned product analysis.

Survival Probability — Complications and Malfunctions (Leads)

The 2014 version of ISO 5841-2: 2014(E) outlines a methodology for lead survival probability inclusion. Boston Scientific has applied this methodology for survival probability to all lead families being implanted as of May 2009 and forward. Worldwide malfunctions are not included for older lead families.

Reduction in survival probability is due to:

- Leads and lead segments returned for analysis and determined to be non-compliant in form, fit, or function at any time while implanted
- Leads removed from service with reported complications 30 days or more post-implant, whether returned or not. See the Chronic Lead Complications Table in this report for the observations which are included.

Further Adjustments for Device and Lead Survival

Because underreporting of patient deaths unrelated to device function would result in overestimation of pulse generator or lead survival by overstating the number of devices in service, Boston Scientific addresses this underreporting in two ways. First, regular updates are obtained from the Social Security Administration about deceased persons and compared to Boston Scientific patient data to learn about patients who have died but whose deaths had not been reported to Boston Scientific. Second, Boston Scientific uses 10% annual patient mortality as a baseline and adjusts reported patient deaths in any interval for which reports are less than the baseline rate. No adjustment is applied to account for underreporting of malfunctions, as the rate of underreporting is unknown.

Boston Scientific does not make statistical adjustments to account for underreporting of battery depletion. However, as mentioned earlier, Boston Scientific includes non-returned devices removed from service for battery depletion with no associated complaint as normal battery depletions.

Categorization of Malfunctions for Survival Probability Reporting

Malfunctions represent pulse generators and leads removed from service and confirmed through laboratory analysis to have operated outside the specified performance limits established by Boston Scientific while implanted and in service. Device damage occurring during or after explant, or caused by external factors including those warned against in product labeling (such as ionizing therapeutic radiation), are not reported as device malfunctions in survival data. Damage to a pulse generator caused by a lead malfunction is reported as a lead malfunction. Malfunctions are further classified according to their impact on therapy, as follows:

Malfunction With Compromised Therapy —

The condition when a device is confirmed through laboratory analysis to have malfunctioned in a manner that compromised pacing or defibrillation therapy (including complete loss or partial degradation) while implanted and in service.

Examples include (but are not limited to): sudden loss of battery voltage; accelerated current drain such that low battery was not detected before loss of therapy; sudden malfunction during defibrillation therapy resulting in aborted therapy delivery; intermittent malfunction in which therapy is compromised while in the malfunction state.

Malfunction Without Compromised Therapy —

The condition when a device is confirmed through laboratory analysis to have malfunctioned in a manner that did not compromise pacing or defibrillation therapy while implanted and in service. Malfunctions in which critical patient-protective pacing and defibrillation therapies remain available are included here.

Examples include (but are not limited to): error affecting diagnostic functions, telemetry function, data storage; malfunction of a component that causes the battery to lose power quickly enough to result in premature battery depletion, but slowly enough that the condition is detected through normal follow-up before therapy is lost; mechanical problems with connector header that do not affect therapy.

Categorization of Normal Battery Depletion for Survival Probability Reporting

Per the AdvaMed *Industry Guidance for Uniform Reporting of Clinical Performance of Pulse Generators and Leads*, **Normal Battery Depletion** is defined as the condition when

- a) A device is returned with no associated complaint and the device has reached its elective replacement indicator(s) with implant time that meets or exceeds the nominal (50 percentile) predicted longevity at default (labeled) settings, or
- b) A device is returned and the device has reached its elective replacement indicator(s) with implant time exceeding 75% of the expected longevity using actual device settings and therapeutic use.

Boston Scientific includes within this count both returned *and non-returned* devices removed from service for battery depletion with no associated complaint. In conformance with the AdvaMed guidance document, Boston Scientific performs battery usage analysis, including battery status verification, on all devices returned without a complaint. We continue to include non-returned devices reported by our customers as being removed from service due to normal battery depletion within this count.

Boston Scientific CRM's Corrective and Preventive Actions (CAPA) System

Boston Scientific strives to provide implantable devices of high quality and reliability. However, these devices are not perfect and may exhibit malfunctions at a low rate of occurrence. Device performance information is received from many sources through various channels. Boston Scientific monitors information from many sources including suppliers, testing, manufacturing and field performance to identify opportunities for improvement.

When a device is returned to Boston Scientific, laboratory technicians and engineers assess overall device function and perform analysis using specific tests related to the clinical observation(s). Test results are compared to original manufacturing records and design intent. Clinical observations are added to laboratory findings to help determine root cause of the clinical observation(s). Each discrete event is then compared to other similar-appearing events. If a pattern is detected, actions are taken to identify a common root cause, and improvements intended to improve product reliability and/or performance may be implemented. Observations from supplier data and internal manufacturing operations also lead to opportunities for improvement. Improvements, when made, may include design changes in existing or subsequent generations, manufacturing and supplier process modifications, software updates, educational communications, and/or labeling changes as examples. Improvement implementation may vary by geography due to various factors including regulatory review timing. They may not be applied to every product susceptible to the malfunction pattern, and may not mitigate or eliminate the potential for additional malfunctions. In cases where an improvement is made to an approved product line, devices made without the improvement may continue to be distributed where such products meet our high reliability and performance standards, particularly when changes are incremental and in accordance with our overall philosophy of continuous product improvement.

Improvements are closely monitored for effectiveness. Boston Scientific informs regulatory bodies of each significant event that poses potential risk to patient health to meet regulatory obligations, and shares returned product investigation findings with physicians. The malfunction details section for pulse generators and leads includes a summary of these findings.

In summary, thorough investigation of internal and external data coupled with low trigger levels for improvements creates a continuous product improvement system that is very responsive to patient and physician needs. Boston Scientific is committed to characterizing and presenting to our customers an accurate picture of product performance and addressing identified issues in a timely fashion.

Malfunction Details: Overview

Boston Scientific CRM pursues product quality and reliability with a passion. We therefore continuously monitor product performance to make improvements whenever possible. Worldwide Malfunction tables provide a count and description of malfunctions associated with the majority of actively in-service Boston Scientific products. Intermedics co-branded product data are included in corresponding pacemaker and pacing lead malfunction counts and details. Information presented is based on malfunctions reported to and analyzed by Boston Scientific. Each table contains malfunction counts listed by category, pattern and therapy availability.

Category

Malfunctions are categorized by the nature of their root cause. For example, a malfunction due to the software within a pulse generator is listed in the Software category. There are four pulse generator malfunction categories and four malfunction categories for leads (described below).

Patterns

Patients and physicians have asked for more access to Quality System details; therefore, we provide information on patterns of product performance. Patterns listed are informational and do not represent actions that need to be taken. Boston Scientific is committed to direct communication when predicted product performance fails to achieve design or performance expectations or when actions may be taken to improve patient outcomes. Malfunctions associated with product advisories are denoted. Refer to the Product Advisories section for more information.

Each pattern description includes:

- **Clinical Manifestation and Root Cause** – Malfunctions for each product are characterized according to root cause. Descriptions provide clinical observations and/or analysis findings associated with each malfunction pattern listed in this report. Malfunctions listed within “Other” either do not yet have an identified root cause, or are related to a proprietary product feature, such as connectors or seal rings.
- **Improvement Implementation** – All of the patterns listed are thoroughly investigated and analyzed. As part of Boston Scientific's process of continuous improvement, when possible, improvements have been or will be implemented in response to identified malfunction patterns. Improvements may include product design changes in existing or subsequent generations, manufacturing process modifications, software updates, educational communications or labeling changes. Improvement implementation may vary by geography due to various factors, including regulatory review timing. They may not be applied to every product susceptible to the malfunction pattern, and may not completely mitigate or eliminate the potential for additional malfunctions.

Pattern information in this report is dynamic. Pattern names, superscript number assignments and descriptions may all change from quarter to quarter; as Boston Scientific's investigations progress and improvements are implemented, updated information is provided.

Therapy Availability

Malfunctions are further classified according to their impact on therapy, as follows:

- **Malfunction With Compromised Therapy** – The condition when a device is confirmed through laboratory analysis to have malfunctioned in a manner that compromised pacing or defibrillation therapy (including complete loss or partial degradation) while implanted and in service. Examples include (but are not limited to): sudden loss of battery voltage; accelerated current drain such that low battery was not detected before loss of therapy; sudden malfunction during defibrillation therapy resulting in aborted therapy delivery; intermittent malfunction in which therapy is compromised while in the malfunction state.
- **Malfunction Without Compromised Therapy** – The condition when a device is confirmed through laboratory analysis to have malfunctioned in a manner that did not compromise pacing or defibrillation therapy while implanted and in service. Malfunctions in which critical patient-protective pacing and defibrillation therapies remain available are included here. Examples include (but are not limited to): error affecting diagnostic functions, telemetry function, data storage; malfunction of a component that causes the battery to lose power quickly enough to result in premature battery depletion, but slowly enough that the condition is detected through normal follow-up before therapy is lost; mechanical problems with connector header that do not affect therapy.

Pulse Generator Malfunctions

Pulse generator malfunctions represent devices removed from service and confirmed through laboratory analysis to have operated outside the performance limits established by Boston Scientific while implanted and in service. Device damage occurring during or after explant, or caused by external factors including those warned against in product labeling (e.g. therapeutic radiation), are not considered device malfunctions. Damage to a pulse generator caused by a lead malfunction is reported as a lead malfunction.

Lead Confirmed Malfunctions

Lead confirmed malfunctions represent leads removed from service and confirmed through laboratory analysis to have operated outside the performance limits established by Boston Scientific while implanted and in service. The Boston Scientific Product Performance Report is in compliance with the 2014 version of ISO 5841-2: 2 (E), Reporting of Clinical Performance of Populations of Pulse Generators or Leads. This version categorizes leads with reported complications which are taken out of service and returned, but for which no malfunction can be confirmed, as Chronic Lead Complications. This methodology also addresses the Recommendations from the Heart Rhythm Society Task Force on Lead Performance Policies and Guidelines.

Supporting Greater Return of Explanted Devices

The Heart Rhythm Society (HRS) Task Force on Device Performance Policies and Guidelines stated that knowledge, confidence, and trust in cardiac rhythm management devices can be strengthened through enhancing systems that increase the return of devices to the manufacturer. Boston Scientific CRM shares in this belief and supports the HRS-specified actions geared toward achieving the goal of greater device return to the manufacturer, including post-mortem device interrogation, explantation and return to the manufacturer.¹

In this section of the report, Boston Scientific provides device return rate data with the goal of raising awareness and improving current device explant and return rates. Figure 1 on the following page depicts the percentage of devices reported to have been explanted and then returned to Boston Scientific for various product therapy types.

Help Us Provide You With More Complete Product Performance Data

Reporting Adverse Events

The data in this report reflect Boston Scientific's understanding of product performance. We acknowledge that there is underreporting. If you have product performance observations to report, please contact your local Boston Scientific sales representative or Boston Scientific's Technical Services department at:

United States: Phone 1.800.CARDIAC (1.800.227.3422) or 1.651.582.2698.

International: Please refer to the Country Offices List for local contact information.

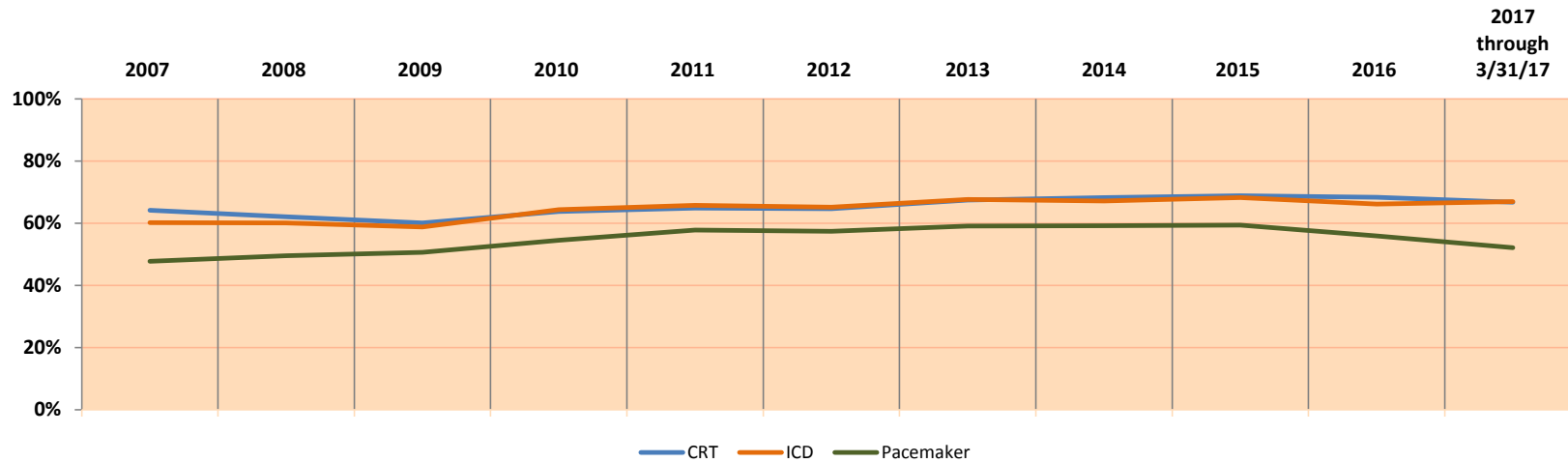
E-mail: crmevent@bsci.com

Returning Products to Boston Scientific

Boston Scientific provides a Returned Products Kit (Model 6499) that includes proper forms, shipping/packaging (biohazard bags), and a prepaid shipping label. It can be ordered at no charge through Boston Scientific's Customer Service department at 1.800.CARDIAC (1.800.227.3422) or 1.651.582.2698, or you can order a Returned Products Kit online at www.bostonscientific.com/ppr.



¹Carlson et al. Recommendations from the Heart Rhythm Society Task Force. Heart Rhythm. October 2006; 3(special issue):1251 — 1252.



	2007	2008	2009	2010	2011	2012	2013	2014	2015	2016	2017 through 3/31/17
Explants	4248	5681	9268	10487	9328	8058	8337	6928	5064	4607	1324
Returns	2726	3529	5568	6691	6055	5211	5623	4731	3489	3151	884
% Returned	64%	62%	60%	64%	65%	65%	67%	68%	69%	68%	67%
Explants	11541	15559	19505	19938	16585	11986	11922	11292	10016	8374	2014
Returns	6952	9350	11469	12835	10913	7816	8074	7588	6839	5546	1350
% Returned	60%	60%	59%	64%	66%	65%	68%	67%	68%	66%	67%
Explants	18416	20466	21019	21133	20023	18714	18815	19327	19671	19425	4990
Returns	8792	10149	10643	11524	11584	10747	11120	11445	11681	10875	2600
% Returned	48%	50%	51%	55%	58%	57%	59%	59%	59%	56%	52%

Figure 1. Percentage of U.S. explanted devices as reported and returned to Boston Scientific CRM.


RESONATE/MOMENTUM/CHARISMA/VIGILANT CRT-D

Models G124/G125/G126/G128/G138/
 G224/G225/G228/G237/G247/
 G248/G324/G325/G347/G348/
 G424/G425/G426/G428/G437/
 G447/G448/G524/G525/G526/
 G528/G537/G547/G548

U.S. Survival Probability	Worldwide Malfunction Details	Product Advisories
---------------------------	-------------------------------	--------------------

RESONATE/MOMENTUM/CHARISMA/VIGILANT CRT-D

Models G124/G125/G126/G128/G138/
 G224/G225/G228/G237/G247/
 G248/G324/G325/G347/G348/
 G424/G425/G426/G428/G437/
 G447/G448/G524/G525/G526/
 G528/G537/G547/G548



Worldwide Distribution: 1,000
Worldwide Confirmed Malfunctions: 0

	Without Compromised Therapy	With Compromised Therapy	Total
Electrical	-	-	0
Mechanical	-	-	0
Software	-	-	0
Other	-	-	0
Non-patterned	-	-	
WW Confirmed Malfunctions	0	0	0

[More details](#) about malfunctions

[References](#) cited in table above

AUTOGEN CRT-D

Models G160/G161/G164/G166/G168/
G172/G173/G175/G177/G179

U.S. Survival Probability	Worldwide Malfunction Details	Product Advisories
---------------------------	-------------------------------	--------------------

AUTOGEN CRT-D
Models G160/G161/G164/G166/G168/
G172/G173/G175/G177/G179 

Worldwide Distribution: 20,000

Worldwide Confirmed Malfunctions: 11

	Without Compromised Therapy	With Compromised Therapy	Total
Electrical	6	1	7
⁸⁰ High voltage circuit component	4	-	
⁸¹ Integrated circuit	2	1	
Mechanical	-	-	0
Software	-	-	0
Other	3	1	4
Non-patterned	3	1	
WW Confirmed Malfunctions	9	2	11

[More details](#) about malfunctions

[References](#) cited in table above

CRM PRODUCT PERFORMANCE REPORT Q3 2017

DYNAGEN/INOGEN/ORIGEN CRT-D

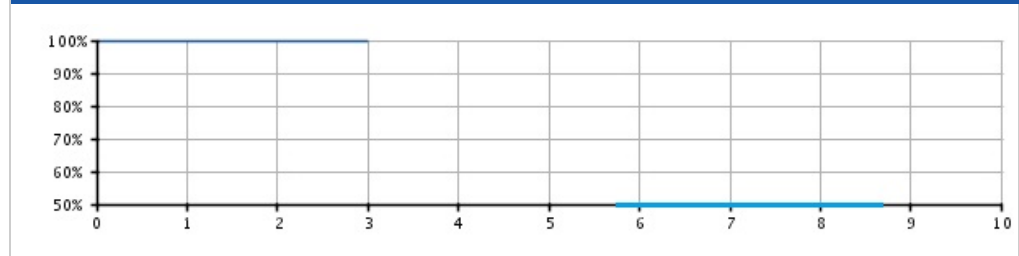
Models G050/G051/G056/G058/G140/
G141/G146/G148/G150/G151/
G154/G156/G158

U.S. Survival Probability	Worldwide Malfunction Details	Product Advisories
---------------------------	-------------------------------	--------------------

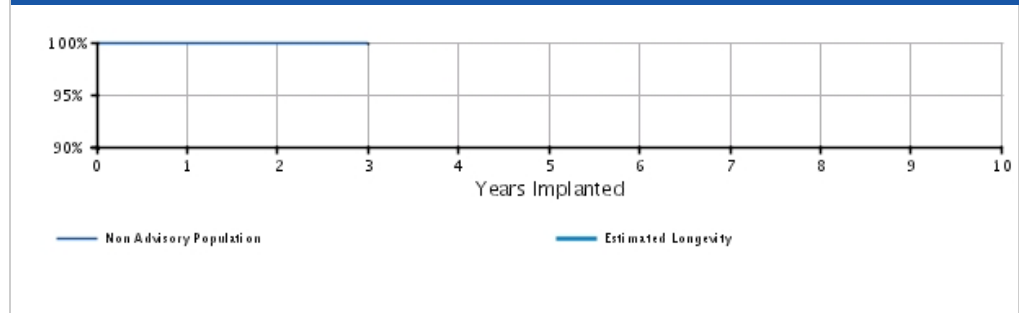
U.S. Summary

U.S. Registered Implants: 38,000	U.S. Normal Battery Depletions: 3
U.S. Approval Date: April 2014	U.S. Unconfirmed Reports of Premature Battery Depletion : 3
U.S. Estimated Active Implants: 36,000	U.S. Malfunctions:14
	Without Compromised Therapy:12
	With Compromised Therapy:2

Battery Depletions and Malfunctions



Malfunctions Only



U.S. Survival Probability

	Year	1	2	3	4	5	6	7	8	9	10
Non Advisory Population	Depletions and Malfunctions(%) (Confidence Interval)	99.95 (-0.0/+0.0)	99.93 (-0.0/+0.0)	99.89 (-0.1/+0.0)	--	--	--	--	--	--	--
Registered Implants: 38000	Malfunctions Only(%) (Confidence Interval)	99.97 (-0.0/+0.0)	99.95 (-0.0/+0.0)	99.91 (-0.1/+0.0)	--	--	--	--	--	--	--
	Effective Sample Size	20112	6552	293	--	--	--	--	--	--	--

DYNAGEN/INOGEN/ORIGEN CRT-D

Models G050/G051/G056/G058/G140/
G141/G146/G148/G150/G151/
G154/G156/G158

U.S. Survival Probability	Worldwide Malfunction Details	Product Advisories
---------------------------	-------------------------------	--------------------

DYNAGEN/INOGEN/ORIGEN CRT-D Models G050/G051/G056/G058/G140/ G141/G146/G148/G150/G151/ G154/G156/G158			
Worldwide Distribution: 59,000 Worldwide Confirmed Malfunctions: 25			
	Without Compromised Therapy	With Compromised Therapy	Total
Electrical	15	3	18
⁸⁰ High voltage circuit component	8	-	
⁸¹ Integrated circuit	7	2	
⁸² High voltage capacitor	-	1	
Mechanical	-	-	0
Software	4	1	5
⁶⁹ Memory errors	4	1	
Other	2	-	2
Non-patterned	2	-	
WW Confirmed Malfunctions	21	4	25

[More details](#) about malfunctions

[References](#) cited in table above

INCEPTA/ENERGEN/PUNCTUA CRT-D

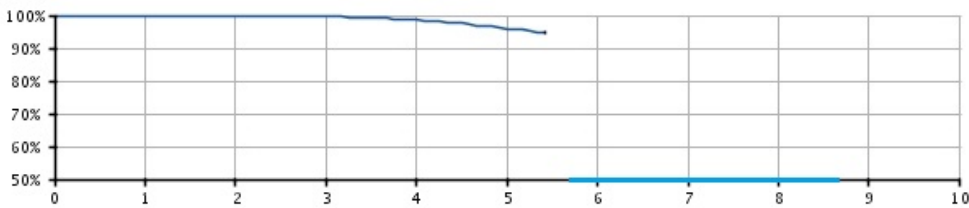
Models N050/N051/N052/N053/N140/
 N141/N142/N143/N160/N161/
 N162/N163/N164/N165/P052/
 P053/P142/P143/P162/P163/
 P165

U.S. Survival Probability	Worldwide Malfunction Details	Product Advisories
----------------------------------	--------------------------------------	---------------------------

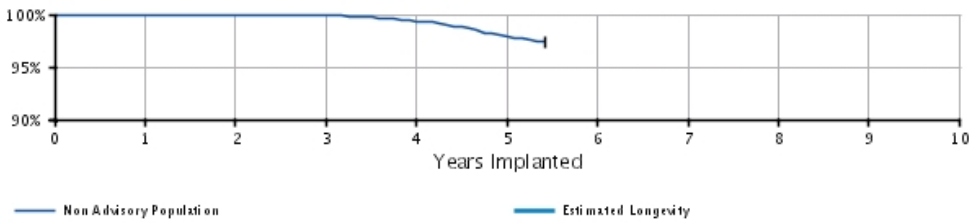
U.S. Summary

U.S. Registered Implants: 52,000	U.S. Normal Battery Depletions: 253
U.S. Approval Date: November 2011	U.S. Unconfirmed Reports of Premature Battery Depletion : 43
U.S. Estimated Active Implants: 40,000	U.S. Malfunctions:263
	Without Compromised Therapy:252
	With Compromised Therapy:11

Battery Depletions and Malfunctions



Malfunctions Only



U.S. Survival Probability


	Year	1	2	3	4	5	6	7	8	9	10
Non Advisory Population	Depletions and Malfunctions(%) (Confidence Interval)	99.94 (-0.0/+0.0)	99.89 (-0.0/+0.0)	99.64 (-0.1/+0.1)	98.62 (-0.2/+0.1)	95.91 (-0.4/+0.4)	94.78 @ 65 mo. (-0.8/+0.7)	-	-	-	-
	Registered Implants: 52000										
	Malfunctions Only(%) (Confidence Interval)	99.97 (-0.0/+0.0)	99.96 (-0.0/+0.0)	99.89 (-0.0/+0.0)	99.36 (-0.1/+0.1)	97.83 (-0.3/+0.3)	97.37 @ 65 mo. (-0.6/+0.5)	-	-	-	-
	Effective Sample Size	46333	39720	28449	14362	3324	297	-	-	-	-

INCEPTA/ENERGEN/PUNCTUA CRT-D

Models N050/N051/N052/N053/N140/
 N141/N142/N143/N160/N161/
 N162/N163/N164/N165/P052/
 P053/P142/P143/P162/P163/
 P165

U.S. Survival Probability	Worldwide Malfunction Details	Product Advisories
---------------------------	-------------------------------	--------------------

INCEPTA/ENERGEN/PUNCTUA CRT-D
 Models N050/N051/N052/N053/N140/
 N141/N142/N143/N160/N161/
 N162/N163/N164/N165/P052/
 P053/P142/P143/P162/P163/
 P165



Worldwide Distribution: 81,000
Worldwide Confirmed Malfunctions: 408

	Without Compromised Therapy	With Compromised Therapy	Total
Electrical	376	9	385
⁶⁰ Safety Core-electrocautery	5	1	
⁶¹ High-voltage capacitor	-	2	
⁶⁵ Low-voltage capacitors	1	-	
⁶⁸ Integrated circuit	1	6	
⁷¹ Battery	3	-	
⁷² Low-voltage capacitor	366	-	
Mechanical	-	6	6
⁵⁴ Transformer	-	6	
Software	8	-	8
⁶⁹ Memory errors	8	-	
Other	8	1	9
Non-patterned	8	1	
WW Confirmed Malfunctions	392	16	408

[More details](#) about malfunctions

[References](#) cited in table above

CRM PRODUCT PERFORMANCE REPORT Q3 2017

COGNIS

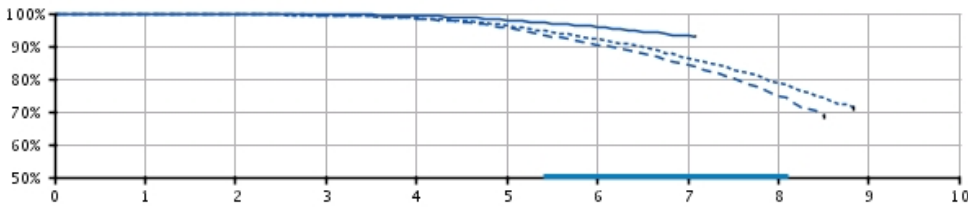
Models N106/N107/N108/N118/N119/
N120/P106/P107/P108

U.S. Survival Probability	Worldwide Malfunction Details	Product Advisories
---------------------------	-------------------------------	--------------------

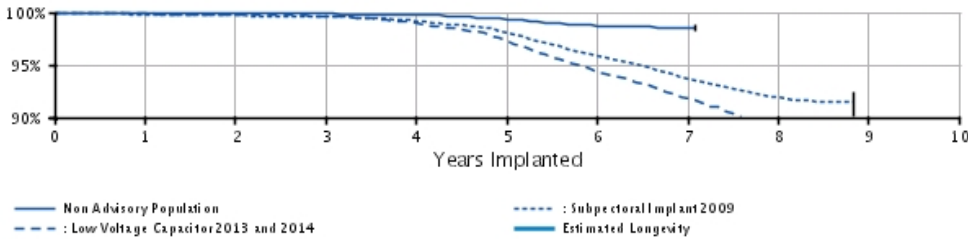
U.S. Summary

U.S. Registered Implants: 75,000	U.S. Normal Battery Depletions: 2,915
U.S. Approval Date: May 2008	U.S. Unconfirmed Reports of Premature Battery Depletion : 134
U.S. Estimated Active Implants: 36,000	U.S. Malfunctions:1674
	Without Compromised Therapy:1499
	With Compromised Therapy:175

Battery Depletions and Malfunctions



Malfunctions Only



U.S. Survival Probability

	Year	1	2	3	4	5	6	7	8	9	10
Non Advisory Population Registered Implants: 36000	Depletions and Malfunctions(%) (Confidence Interval)	99.93 (-0.0/+0.0)	99.84 (-0.1/+0.0)	99.66 (-0.1/+0.1)	99.20 (-0.1/+0.1)	97.96 (-0.2/+0.2)	95.83 (-0.3/+0.3)	93.18 (-0.6/+0.6)	92.99 @ 85 mo. (-0.7/+0.7)	—	—
	Malfunctions Only(%) (Confidence Interval)	99.94 (-0.0/+0.0)	99.89 (-0.0/+0.0)	99.86 (-0.0/+0.0)	99.77 (-0.1/+0.1)	99.34 (-0.1/+0.1)	98.72 (-0.2/+0.2)	98.48 (-0.3/+0.3)	98.48 @ 85 mo. (-0.3/+0.3)	—	—
	Effective Sample Size	31503	28111	25050	22173	19173	10607	965	473	—	—
Subjectoral Implant 2009* Registered Implants: 32,000	Depletions and Malfunctions(%) (Confidence Interval)	99.77 (-0.1/+0.0)	99.63 (-0.1/+0.0)	99.37 (-0.1/+0.0)	98.55 (-0.1/+0.0)	96.36 (-0.1/+0.0)	92.08 (-0.1/+0.1)	86.43 (-0.1/+0.1)	78.72 (-0.4/+0.5)	71.15 @ 106 mo. (-1.6/+1.5)	—
	Malfunctions Only(%) (Confidence Interval)	99.80 (-0.0/+0.1)	99.70 (-0.0/+0.1)	99.61 (-0.1/+0.1)	99.17 (-0.1/+0.1)	98.11 (-0.1/+0.1)	95.82 (-0.2/+0.3)	93.71 (-0.3/+0.3)	91.90 (-0.4/+0.5)	91.47 @ 106 mo. (-1.4/+1.0)	—
	Effective Sample Size	27493	24362	21666	19175	16714	14184	11829	5518	446	—
Low Voltage Capacitor 2013 and 2014* Registered Implants:	Depletions and Malfunctions(%) (Confidence Interval)	99.82 (-0.1/+0.1)	99.70 (-0.1/+0.1)	99.46 (-0.1/+0.1)	98.41 (-0.1/+0.1)	95.54 (-0.1/+0.1)	90.49 (-0.1/+0.1)	84.11 (-0.3/+0.1)	74.94 (-0.3/+0.2)	68.56 @ 102 mo. (-1.4/+1.0)	—
	Malfunctions Only(%) (Confidence Interval)	99.82 (-0.1/+0.1)	99.70 (-0.1/+0.1)	99.46 (-0.1/+0.1)	98.41 (-0.1/+0.1)	95.54 (-0.1/+0.1)	90.49 (-0.1/+0.1)	84.11 (-0.3/+0.1)	74.94 (-0.3/+0.2)	68.56 @ 102 mo. (-1.4/+1.0)	—
	Effective Sample Size	27493	24362	21666	19175	16714	14184	11829	5518	446	—


26,000											
	Malfunctions Only (%) (Confidence Interval)	99.85 (-0.1/+0.1)	99.77 (-0.1/+0.1)	99.65 (-0.1/+0.1)	98.96 (-0.1/+0.1)	97.31 (-0.1/+0.1)	94.36 (-0.1/+0.1)	91.80 (-0.3/+0.1)	88.83 (-0.4/+0.2)	87.57 @ 102 mo. (-1.4/+1.0)	-
	Effective Sample Size	22616	20020	17826	15747	13649	11471	8890	2023	276	-

*Devices subject to an advisory. Refer to the Advisories for more details. Devices may be part of more than one advisory.

COGNIS

Models N106/N107/N108/N118/N119/
N120/P106/P107/P108

U.S. Survival Probability	Worldwide Malfunction Details	Product Advisories
---------------------------	-------------------------------	--------------------

COGNIS Models N106/N107/N108/N118/N119/ N120/P106/P107/P108 			
Worldwide Distribution: 109,000 Worldwide Confirmed Malfunctions: 2218			
	Without Compromised Therapy	With Compromised Therapy	Total
Electrical	1890	138	2028
¹ Low Voltage Capacitor 2014 (Advisory issued)	1395	74	
⁶⁰ Safety Core-electrocautery	48	21	
⁶¹ High-voltage capacitor	1	6	
⁶⁵ Low-voltage capacitors	7	-	
⁶⁸ Integrated circuit	8	20	
⁷⁰ High voltage circuit	-	1	
⁷¹ Battery	43	6	
⁷² Low-voltage capacitor	388	10	
Mechanical	41	92	133
⁴ Subpectoral implant 2009 (Advisory issued)	18	49	
⁵⁴ Transformer	-	9	
⁵⁸ Difficulty securing lead	9	9	
⁶³ Header contacts	8	8	
⁸⁵ Header	6	17	
Software	15	1	16
⁶⁴ Safety Core-programming	1	-	
⁶⁶ Alert messages not displayed post-EOL	2	-	
⁶⁹ Memory errors	12	1	
Other	33	8	41
Non-patterned	33	8	
WW Confirmed Malfunctions	1979	239	2218

[More details](#) about malfunctions

[References](#) cited in table above

CRM PRODUCT PERFORMANCE REPORT Q3 2017

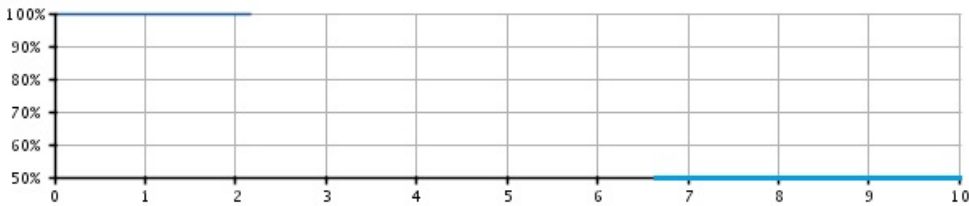
VISIONIST/VALITUDE

Models U125/U128/U225/U226/U228

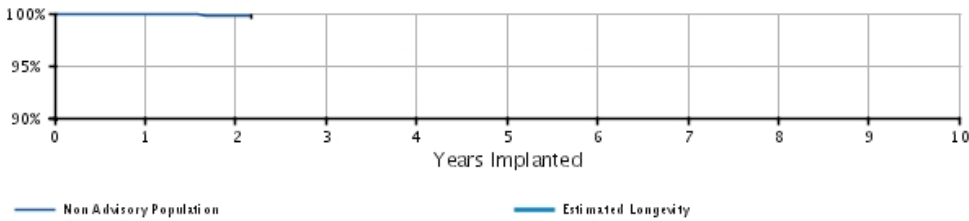
U.S. Survival Probability	Worldwide Malfunction Details	Product Advisories
---------------------------	-------------------------------	--------------------

U.S. Summary	
U.S. Registered Implants: 12,000 U.S. Approval Date: October 2014 U.S. Estimated Active Implants: 12,000	U.S. Normal Battery Depletions: 1 U.S. Unconfirmed Reports of Premature Battery Depletion : 1 U.S. Malfunctions:5 Without Compromised Therapy:4 With Compromised Therapy:1

Battery Depletions and Malfunctions



Malfunctions Only




U.S. Survival Probability

		Year	1	2	3	4	5	6	7	8	9	10
Non Advisory Population	Depletions and Malfunctions(%) (Confidence Interval)	99.96 (-0.1/+0.0)	99.79 (-0.3/+0.1)	99.79 @ 26 mo. (-0.3/+0.1)	-	-	-	-	-	-	-	-
	Registered Implants: 12000	Malfunctions Only(%) (Confidence Interval)	99.97 (-0.1/+0.0)	99.83 (-0.3/+0.1)	99.83 @ 26 mo. (-0.3/+0.1)	-	-	-	-	-	-	-
		Effective Sample Size	4850	677	327	-	-	-	-	-	-	-

VISIONIST/VALITUDE

Models U125/U128/U225/U226/U228

U.S. Survival Probability	Worldwide Malfunction Details	Product Advisories
---------------------------	-------------------------------	--------------------

VISIONIST/VALITUDE Models U125/U128/U225/U226/U228 			
Worldwide Distribution: 26,000			
Worldwide Confirmed Malfunctions: 5			
	Without Compromised Therapy	With Compromised Therapy	Total
Electrical	4	1	5
⁶⁵ Low-voltage capacitors	1	-	
⁸¹ Integrated circuit	1	1	
⁸³ Capacitor	2	-	
Mechanical	-	-	0
Software	-	-	0
Other	-	-	0
Non-patterned	-	-	
WW Confirmed Malfunctions	4	1	5

[More details](#) about malfunctions

[References](#) cited in table above

CRM PRODUCT PERFORMANCE REPORT Q3 2017

INVIVE

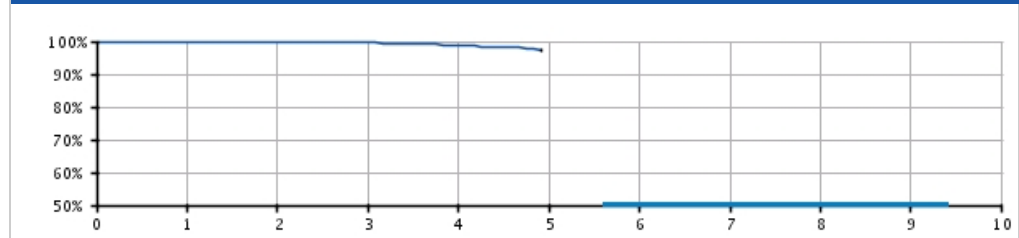
Models V172/V173/V182/V183/W172/
W173

U.S. Survival Probability	Worldwide Malfunction Details	Product Advisories
---------------------------	-------------------------------	--------------------

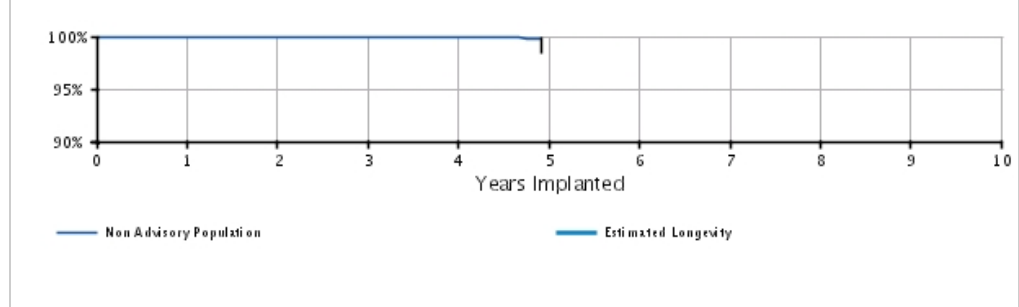
U.S. Summary

U.S. Registered Implants: 8,000	U.S. Normal Battery Depletions: 49
U.S. Approval Date: May 2012	U.S. Unconfirmed Reports of Premature Battery Depletion : 0
U.S. Estimated Active Implants: 6,000	U.S. Malfunctions:2
	Without Compromised Therapy:2
	With Compromised Therapy:0

Battery Depletions and Malfunctions



Malfunctions Only




U.S. Survival Probability

	Year	1	2	3	4	5	6	7	8	9	10
Non Advisory Population	Depletions and Malfunctions(%)	99.97	99.86	99.52	98.87	97.40	-	-	-	-	-
	(Confidence Interval)	(-0.1/+0.0)	(-0.1/+0.1)	(-0.2/+0.2)	(-0.4/+0.3)	@ 59 mo. (-1.6/+1.0)					
Registered Implants: 8000	Malfunctions Only(%)	100.00	99.98	99.98	99.98	99.73	-	-	-	-	-
	(Confidence Interval)	(-0.0/+0.0)	(-0.1/+0.0)	(-0.1/+0.0)	(-0.1/+0.0)	@ 59 mo. (-1.4/+0.2)					
	Effective Sample Size	6738	5629	4063	1669	201	-	-	-	-	-

INVIVE

Models V172/V173/V182/V183/W172/
W173

U.S. Survival Probability	Worldwide Malfunction Details	Product Advisories
---------------------------	-------------------------------	--------------------

INVIVE Models V172/V173/V182/V183/W172/ W173 			
Worldwide Distribution: 18,000 Worldwide Confirmed Malfunctions: 4			
	Without Compromised Therapy	With Compromised Therapy	Total
Electrical	-	1	1
⁶⁵ Low-voltage capacitors	-	1	
Mechanical	-	-	0
Software	3	-	3
⁶⁹ Memory errors	3	-	
Other	-	-	0
Non-patterned	-	-	
WW Confirmed Malfunctions	3	1	4

[More details](#) about malfunctions

[References](#) cited in table above

CRM PRODUCT PERFORMANCE REPORT Q3 2017

INTUA

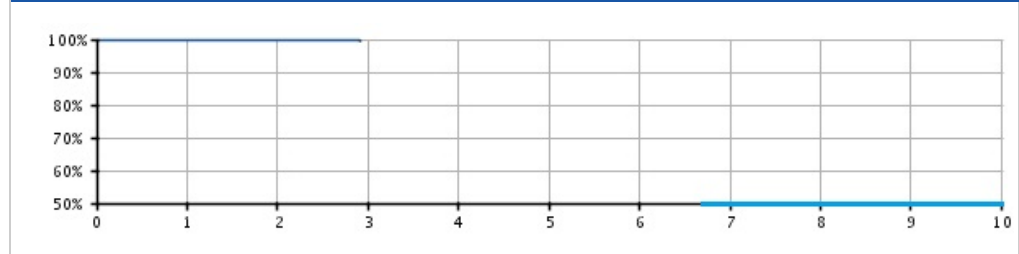
Models V272/V273/V282/V283/W272/
W273

U.S. Survival Probability	Worldwide Malfunction Details	Product Advisories
---------------------------	-------------------------------	--------------------

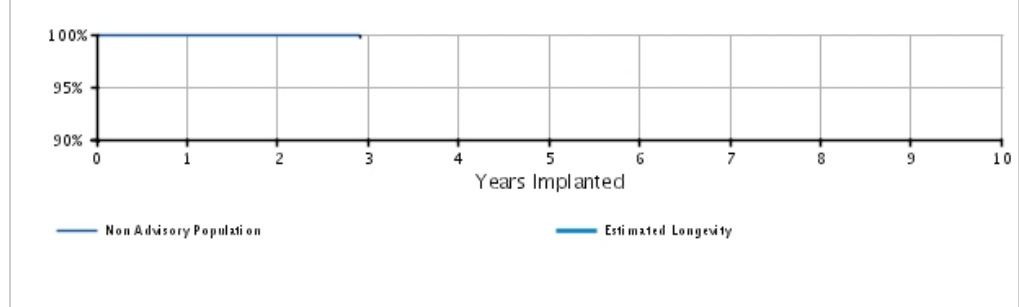
U.S. Summary

U.S. Registered Implants: 3,000	U.S. Normal Battery Depletions: 6
U.S. Approval Date: May 2012	U.S. Unconfirmed Reports of Premature Battery Depletion : 0
U.S. Estimated Active Implants: 2,000	U.S. Malfunctions:1
	Without Compromised Therapy:1
	With Compromised Therapy:0

Battery Depletions and Malfunctions



Malfunctions Only



U.S. Survival Probability


	Year	1	2	3	4	5	6	7	8	9	10
Non Advisory Population	Depletions and Malfunctions(%) (Confidence Interval)	99.83 (-0.3/+0.1)	99.63 (-0.4/+0.2)	99.63 @ 35 mo. (-0.4/+0.2)	-	-	-	-	-	-	-
Registered Implants: 3000	Malfunctions Only(%) (Confidence Interval)	99.96 (-0.3/+0.0)	99.96 (-0.3/+0.0)	99.96 @ 35 mo. (-0.3/+0.0)	-	-	-	-	-	-	-
	Effective Sample Size	2160	1386	254	-	-	-	-	-	-	-

CRM PRODUCT PERFORMANCE REPORT Q3 2017

INTUA

Models V272/V273/V282/V283/W272/
W273

U.S. Survival Probability	Worldwide Malfunction Details	Product Advisories
---------------------------	-------------------------------	--------------------

INTUA Models V272/V273/V282/V283/W272/ W273 			
Worldwide Distribution: 3,000			
Worldwide Confirmed Malfunctions: 1			
	Without Compromised Therapy	With Compromised Therapy	Total
Electrical	-	-	0
Mechanical	-	-	0
Software	-	-	0
Other	1	-	1
Non-patterned	1	-	
WW Confirmed Malfunctions	1	0	1


[More details](#) about malfunctions

[References](#) cited in table above

CONTAK RENEWAL TR 2

Models H140/H145

U.S. Survival Probability	Worldwide Malfunction Details	Product Advisories
---------------------------	-------------------------------	--------------------

CONTAK RENEWAL TR 2 Models H140/H145 			
Worldwide Distribution: 31,000			
Worldwide Confirmed Malfunctions: 31			
	Without Compromised Therapy	With Compromised Therapy	Total
Electrical	1	-	1
²⁰ Capacitor	1	-	
Mechanical	4	-	4
²⁶ Seal plug	1	-	
³⁶ Setscrew block	2	-	
⁴⁹ Seal plug	1	-	
Software	14	-	14
³⁰ Memory error	1	-	
⁴⁰ Stored EGMs	13	-	
Other	11	1	12
Non-patterned	10	1	
⁴⁷ Alert messages	1	-	
WW Confirmed Malfunctions	30	1	31

[More details](#) about malfunctions

[References](#) cited in table above

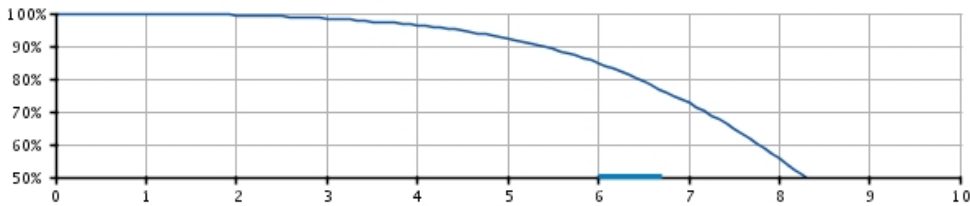
CONTAK RENEWAL TR

Models H120/H125

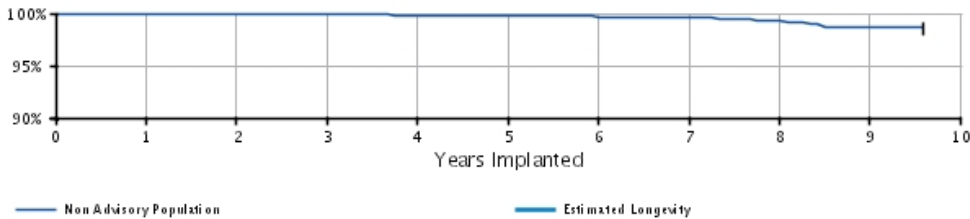
U.S. Survival Probability	Worldwide Malfunction Details	Product Advisories
---------------------------	-------------------------------	--------------------

U.S. Summary	
U.S. Registered Implants: 19,000	U.S. Normal Battery Depletions: 3,099
U.S. Approval Date: January 2004	U.S. Unconfirmed Reports of Premature Battery Depletion : 16
U.S. Estimated Active Implants: 5,000	U.S. Malfunctions:54
	Without Compromised Therapy:52
	With Compromised Therapy:2

Battery Depletions and Malfunctions



Malfunctions Only




U.S. Survival Probability											
	Year	1	2	3	4	5	6	7	8	9	10
Non Advisory Population	Depletions and Malfunctions(%) (Confidence Interval)	99.90 (-0.1/+0.0)	99.47 (-0.1/+0.1)	98.47 (-0.2/+0.2)	96.35 (-0.4/+0.3)	92.36 (-0.5/+0.5)	84.84 (-0.8/+0.7)	72.67 (-1.1/+1.1)	55.53 (-1.5/+1.5)	37.56 (-1.9/+2.0)	27.41 @ 115 mo. (-2.2/+2.3)
	Registered Implants: 19000										
	Malfunctions Only(%) (Confidence Interval)	99.97 (-0.0/+0.0)	99.94 (-0.1/+0.0)	99.88 (-0.1/+0.0)	99.84 (-0.1/+0.1)	99.77 (-0.1/+0.1)	99.67 (-0.1/+0.1)	99.59 (-0.2/+0.1)	99.23 (-0.4/+0.3)	98.63 (-0.7/+0.5)	98.63 @ 115 mo. (-0.7/+0.5)
	Effective Sample Size	15569	13561	11818	10239	8495	5795	3175	1458	496	206
23-Jun-06 and 24-Aug-06 Low Voltage Capacitor*	Survival probability data not provided because this population does not meet report inclusion criteria (see Statistical Methodology for more details). Refer to Product Advisories for more information.										

*Devices subject to an advisory. Refer to the Advisories for more details. Devices may be part of more than one advisory.

CONTAK RENEWAL TR

Models H120/H125

U.S. Survival Probability	Worldwide Malfunction Details	Product Advisories
---------------------------	-------------------------------	--------------------

CONTAK RENEWAL TR Models H120/H125 			
Worldwide Distribution: 19,000			
Worldwide Confirmed Malfunctions: 54			
	Without Compromised Therapy	With Compromised Therapy	Total
Electrical	1	1	2
⁸ Low-voltage capacitor (Advisory issued)	1	-	
²⁰ Capacitor	-	1	
Mechanical	5	-	5
²⁶ Seal plug	5	-	
Software	29	-	29
⁴⁰ Stored EGMs	29	-	
Other	17	1	18
Non-patterned	11	1	
⁴⁷ Alert messages	5	-	
⁶² Magnet rate	1	-	
WW Confirmed Malfunctions	52	2	54

[More details](#) about malfunctions

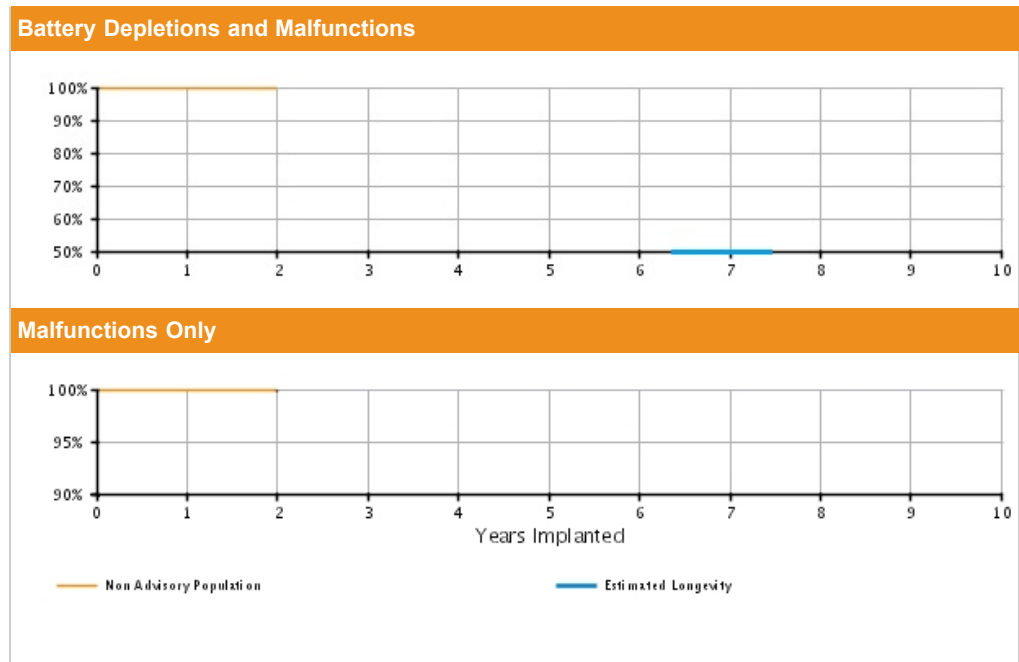
[References](#) cited in table above

EMBLEM S-ICD

Models A209/A219

U.S. Survival Probability	Worldwide Malfunction Details	Product Advisories
----------------------------------	--------------------------------------	---------------------------

U.S. Summary	
U.S. Registered Implants: 13,000	U.S. Normal Battery Depletions: 1
U.S. Approval Date: March 2015	U.S. Unconfirmed Reports of Premature Battery Depletion : 0
U.S. Estimated Active Implants: 12,000	U.S. Malfunctions:5
	Without Compromised Therapy:2
	With Compromised Therapy:3




U.S. Survival Probability		Year	1	2	3	4	5	6	7	8	9	10
Non Advisory Population	Depletions and Malfunctions(%) (Confidence Interval)		99.95 (-0.1/+0.0)	99.91 (-0.1/+0.1)	—	—	—	—	—	—	—	—
	Registered Implants: 13000											
	Malfunctions Only(%) (Confidence Interval)		99.96 (-0.1/+0.0)	99.93 (-0.1/+0.0)	—	—	—	—	—	—	—	—
	Effective Sample Size		5744	316	—	—	—	—	—	—	—	—

EMBLEM S-ICD

Models A209/A219

U.S. Survival Probability	Worldwide Malfunction Details	Product Advisories
---------------------------	-------------------------------	--------------------

EMBLEM S-ICD Models A209/A219 			
Worldwide Distribution: 25,000			
Worldwide Confirmed Malfunctions: 10			
	Without Compromised Therapy	With Compromised Therapy	Total
Electrical	-	-	0
Mechanical	-	-	0
Software	-	-	0
Other	4	6	10
Non-patterned	4	4	
⁷⁴ Telemetry	-	2	
WW Confirmed Malfunctions	4	6	10

[More details](#) about malfunctions

[References](#) cited in table above

AUTOGEN ICD EL DR

Models D162/D163/D176/D177

U.S. Survival Probability	Worldwide Malfunction Details	Product Advisories
---------------------------	-------------------------------	--------------------

AUTOGEN ICD EL DR Models D162/D163/D176/D177			
Worldwide Distribution: 10,000			
Worldwide Confirmed Malfunctions: 4			
	Without Compromised Therapy	With Compromised Therapy	Total
Electrical	1	1	2
⁸¹ Integrated circuit	-	1	
⁸² High voltage capacitor	1	-	
Mechanical	-	-	0
Software	-	-	0
Other	1	1	2
Non-patterned	1	1	
WW Confirmed Malfunctions	2	2	4

[More details](#) about malfunctions


[References](#) cited in table above

AUTOGEN ICD EL VR

Models D160/D161/D174/D175

U.S. Survival Probability	Worldwide Malfunction Details	Product Advisories
---------------------------	-------------------------------	--------------------

AUTOGEN ICD EL VR
Models D160/D161/D174/D175



Worldwide Distribution: 11,000
Worldwide Confirmed Malfunctions: 2

	Without Compromised Therapy	With Compromised Therapy	Total
Electrical	-	-	0
Mechanical	-	-	0
Software	1	1	2
⁶⁹ Memory errors	1	1	
Other	-	-	0
Non-patterned	-	-	
WW Confirmed Malfunctions	1	1	2

[More details](#) about malfunctions

[References](#) cited in table above

CRM PRODUCT PERFORMANCE REPORT Q3 2017

DYNAGEN/INOGEN/ORIGEN ICD EL DR

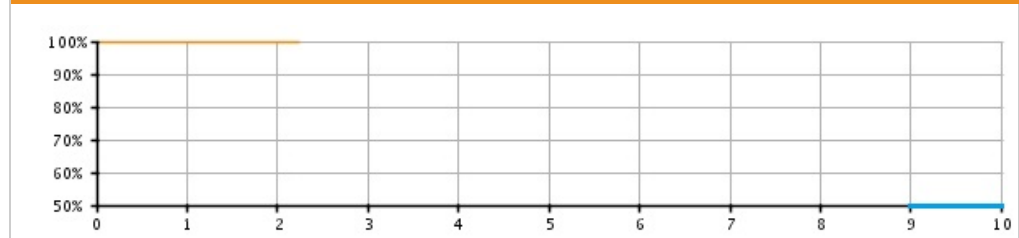
Models D052/D053/D142/D143/D152/
D153

U.S. Survival Probability	Worldwide Malfunction Details	Product Advisories
---------------------------	-------------------------------	--------------------

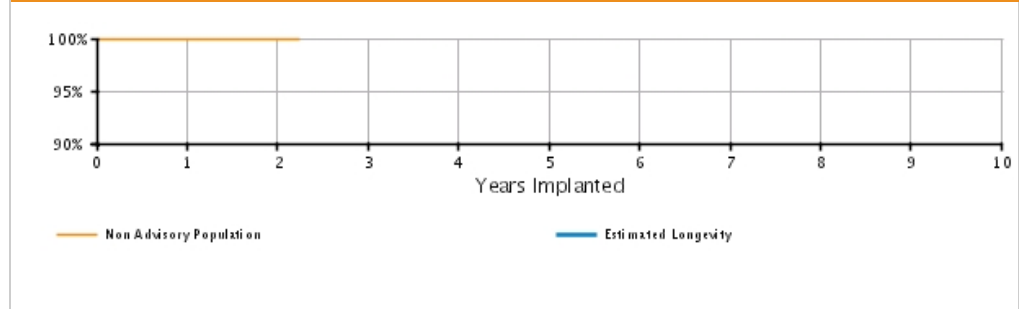
U.S. Summary

U.S. Registered Implants: 19,000	U.S. Normal Battery Depletions: 4
U.S. Approval Date: April 2014	U.S. Unconfirmed Reports of Premature Battery Depletion : 0
U.S. Estimated Active Implants: 18,000	U.S. Malfunctions:3
	Without Compromised Therapy:2
	With Compromised Therapy:1

Battery Depletions and Malfunctions



Malfunctions Only



U.S. Survival Probability

	Year	1	2	3	4	5	6	7	8	9	10
Non Advisory Population	Depletions and Malfunctions(%) (Confidence Interval)	99.96 (-0.1/+0.0)	99.94 (-0.1/+0.0)	99.94 @ 27 mo. (-0.1/+0.0)	-	-	-	-	-	-	-
Registered Implants: 19000	Malfunctions Only(%) (Confidence Interval)	99.98 (-0.0/+0.0)	99.98 (-0.0/+0.0)	99.98 @ 27 mo. (-0.0/+0.0)	-	-	-	-	-	-	-
	Effective Sample Size	8737	1536	334	-	-	-	-	-	-	-

DYNAGEN/INOGEN/ORIGEN ICD EL DR

Models D052/D053/D142/D143/D152/
D153

U.S. Survival Probability	Worldwide Malfunction Details	Product Advisories
---------------------------	-------------------------------	--------------------

DYNAGEN/INOGEN/ORIGEN ICD EL DR
Models D052/D053/D142/D143/D152/
D153 

Worldwide Distribution: 28,000

Worldwide Confirmed Malfunctions: 6

	Without Compromised Therapy	With Compromised Therapy	Total
Electrical	4	1	5
⁶⁵ Low-voltage capacitors	1	-	
⁸⁰ High voltage circuit component	3	-	
⁸¹ Integrated circuit	-	1	
Mechanical	-	-	0
Software	-	-	0
Other	1	-	1
Non-patterned	1	-	
WW Confirmed Malfunctions	5	1	6

[More details](#) about malfunctions

[References](#) cited in table above

CRM PRODUCT PERFORMANCE REPORT Q3 2017

DYNAGEN/INOGEN/ORIGEN ICD EL VR

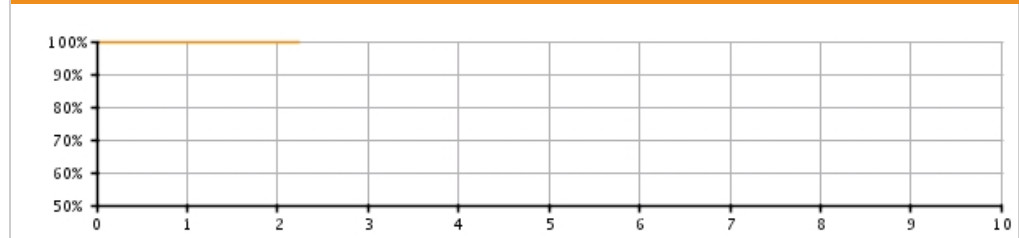
Models D050/D051/D140/D141/D150/
D151

U.S. Survival Probability	Worldwide Malfunction Details	Product Advisories
---------------------------	-------------------------------	--------------------

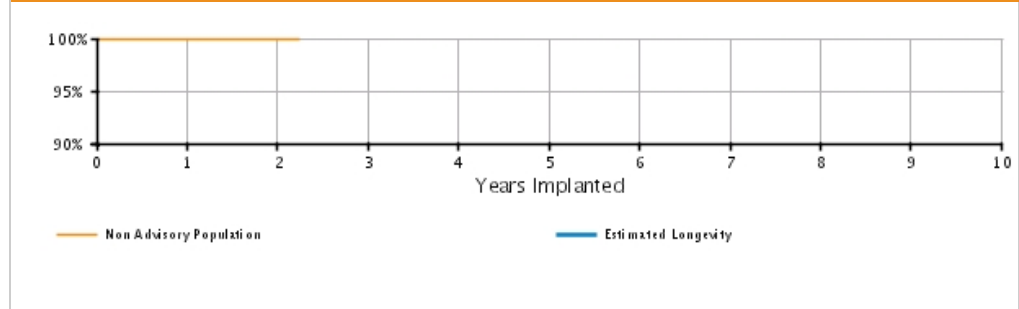
U.S. Summary

U.S. Registered Implants: 18,000	U.S. Normal Battery Depletions: 1
U.S. Approval Date: April 2014	U.S. Unconfirmed Reports of Premature Battery Depletion : 1
U.S. Estimated Active Implants: 17,000	U.S. Malfunctions:3
	Without Compromised Therapy:3
	With Compromised Therapy:0

Battery Depletions and Malfunctions



Malfunctions Only



U.S. Survival Probability

	Year	1	2	3	4	5	6	7	8	9	10
Non Advisory Population	Depletions and Malfunctions(%) (Confidence Interval)	99.97 (-0.0/+0.0)	99.96 (-0.1/+0.0)	99.96 @ 27 mo. (-0.1/+0.0)	-	-	-	-	-	-	-
Registered Implants: 18000	Malfunctions Only(%) (Confidence Interval)	99.99 (-0.0/+0.0)	99.97 (-0.1/+0.0)	99.97 @ 27 mo. (-0.1/+0.0)	-	-	-	-	-	-	-
	Effective Sample Size	8612	1463	316	-	-	-	-	-	-	-

DYNAGEN/INOGEN/ORIGEN ICD EL VR

Models D050/D051/D140/D141/D150/
D151

U.S. Survival Probability	Worldwide Malfunction Details	Product Advisories
---------------------------	-------------------------------	--------------------

DYNAGEN/INOGEN/ORIGEN ICD EL VR
Models D050/D051/D140/D141/D150/
D151 

Worldwide Distribution: 29,000

Worldwide Confirmed Malfunctions: 5

	Without Compromised Therapy	With Compromised Therapy	Total
Electrical	1	-	1
⁸⁰ High voltage circuit component	1	-	
Mechanical	-	-	0
Software	2	-	2
⁶⁹ Memory errors	2	-	
Other	2	-	2
Non-patterned	2	-	
WW Confirmed Malfunctions	5	0	5

[More details](#) about malfunctions

[References](#) cited in table above

CRM PRODUCT PERFORMANCE REPORT Q3 2017

DYNAGEN/INOGEN/ORIGEN ICD MINI DR

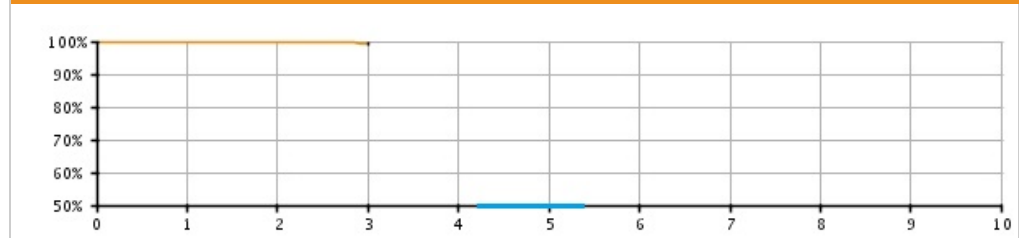
Models D002/D003/D012/D013/D022/
D023

U.S. Survival Probability	Worldwide Malfunction Details	Product Advisories
---------------------------	-------------------------------	--------------------

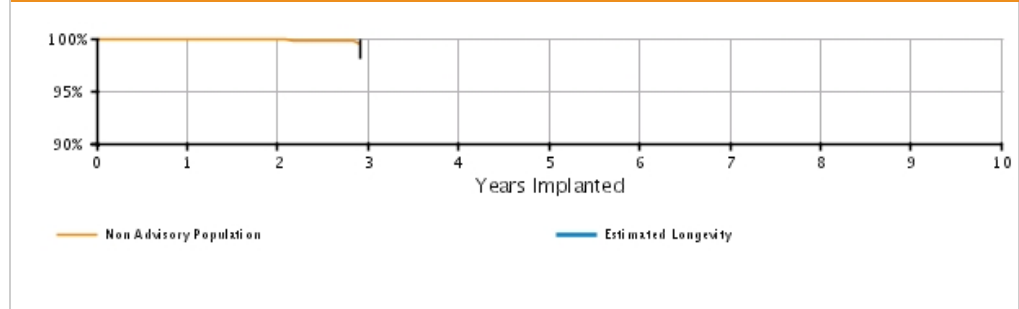
U.S. Summary

U.S. Registered Implants: 6,000	U.S. Normal Battery Depletions: 2
U.S. Approval Date: April 2014	U.S. Unconfirmed Reports of Premature Battery Depletion : 1
U.S. Estimated Active Implants: 5,000	U.S. Malfunctions:6
	Without Compromised Therapy:5
	With Compromised Therapy:1

Battery Depletions and Malfunctions



Malfunctions Only



U.S. Survival Probability

	Year	1	2	3	4	5	6	7	8	9	10
Non Advisory Population	Depletions and Malfunctions(%) (Confidence Interval)	99.96 (-0.1/+0.0)	99.85 (-0.2/+0.1)	99.40 @ 35 mo. (-1.3/+0.4)	-	-	-	-	-	-	-
Registered Implants: 6000	Malfunctions Only(%) (Confidence Interval)	100.00 (-0.0/+0.0)	99.92 (-0.2/+0.1)	99.47 @ 35 mo. (-1.4/+0.4)	-	-	-	-	-	-	-
	Effective Sample Size	4046	1974	298	-	-	-	-	-	-	-

DYNAGEN/INOGEN/ORIGEN ICD MINI DR

Models D002/D003/D012/D013/D022/
D023

U.S. Survival Probability	Worldwide Malfunction Details	Product Advisories
---------------------------	-------------------------------	--------------------

DYNAGEN/INOGEN/ORIGEN ICD MINI DR
Models D002/D003/D012/D013/D022/
D023 

Worldwide Distribution: 13,000

Worldwide Confirmed Malfunctions: 8

	Without Compromised Therapy	With Compromised Therapy	Total
Electrical	5	-	5
⁸⁰ High voltage circuit component	5	-	
Mechanical	-	-	0
Software	-	-	0
Other	2	1	3
Non-patterned	2	1	
WW Confirmed Malfunctions	7	1	8

[More details](#) about malfunctions

[References](#) cited in table above

CRM PRODUCT PERFORMANCE REPORT Q3 2017

DYNAGEN/INOGEN/ORIGEN ICD MINI VR

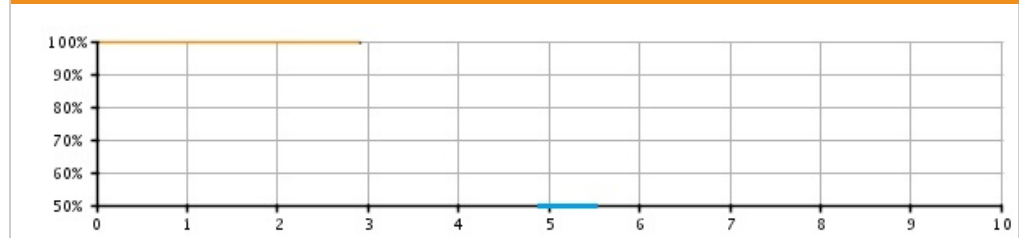
Models D000/D001/D010/D011/D020/
D021

U.S. Survival Probability	Worldwide Malfunction Details	Product Advisories
---------------------------	-------------------------------	--------------------

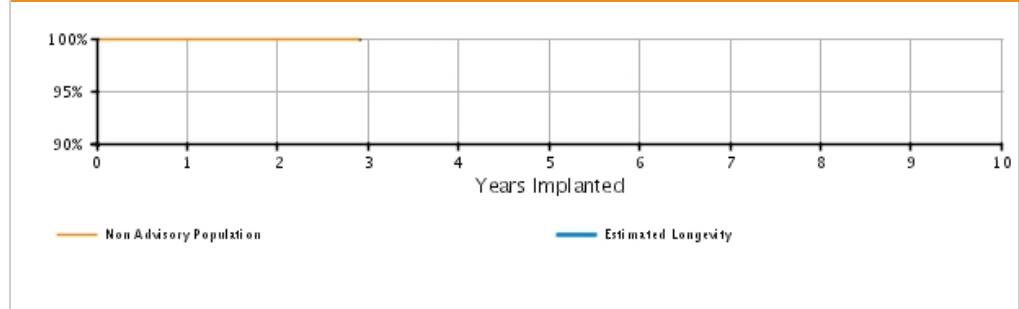
U.S. Summary

U.S. Registered Implants: 6,000	U.S. Normal Battery Depletions: 3
U.S. Approval Date: April 2014	U.S. Unconfirmed Reports of Premature Battery Depletion : 0
U.S. Estimated Active Implants: 5,000	U.S. Malfunctions:4
	Without Compromised Therapy:3
	With Compromised Therapy:1

Battery Depletions and Malfunctions



Malfunctions Only



U.S. Survival Probability

	Year	1	2	3	4	5	6	7	8	9	10
Non Advisory Population	Depletions and Malfunctions(%) (Confidence Interval)	99.94 (-0.1/+0.0)	99.85 (-0.2/+0.1)	99.71 @ 35 mo. (-0.5/+0.2)	-	-	-	-	-	-	-
Registered Implants: 6000	Malfunctions Only(%) (Confidence Interval)	99.96 (-0.1/+0.0)	99.90 (-0.2/+0.1)	99.90 @ 35 mo. (-0.2/+0.1)	-	-	-	-	-	-	-
	Effective Sample Size	4001	1855	225	-	-	-	-	-	-	-

DYNAGEN/INOGEN/ORIGEN ICD MINI VR

Models D000/D001/D010/D011/D020/
D021

U.S. Survival Probability	Worldwide Malfunction Details	Product Advisories
---------------------------	-------------------------------	--------------------

DYNAGEN/INOGEN/ORIGEN ICD MINI VR
Models D000/D001/D010/D011/D020/
D021 

Worldwide Distribution: 14,000

Worldwide Confirmed Malfunctions: 10

	Without Compromised Therapy	With Compromised Therapy	Total
Electrical	5	1	6
⁶⁵ Low-voltage capacitors	2	-	
⁸⁰ High voltage circuit component	3	-	
⁸² High voltage capacitor	-	1	
Mechanical	-	-	0
Software	1	1	2
⁶⁹ Memory errors	1	1	
Other	2	-	2
Non-patterned	2	-	
WW Confirmed Malfunctions	8	2	10

[More details](#) about malfunctions

[References](#) cited in table above

CRM PRODUCT PERFORMANCE REPORT Q3 2017

INCEPTA/ENERGEN/PUNCTUA ICD DR

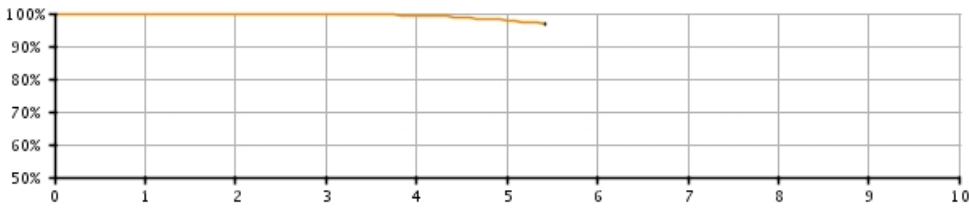
Models E052/E053/E142/E143/E162/
E163/F052/F053/F142/F143/
F162/F163

U.S. Survival Probability	Worldwide Malfunction Details	Product Advisories
---------------------------	-------------------------------	--------------------

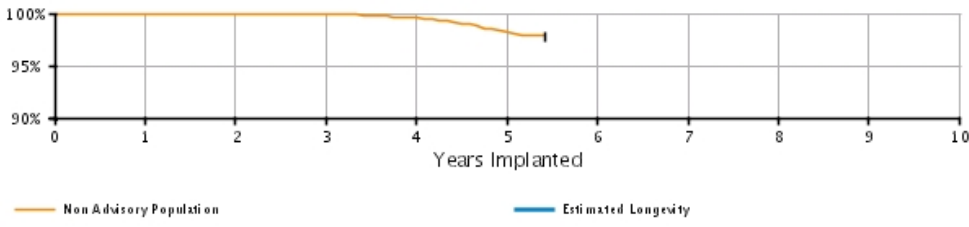
U.S. Summary

U.S. Registered Implants: 47,000	U.S. Normal Battery Depletions: 49
U.S. Approval Date: November 2011	U.S. Unconfirmed Reports of Premature Battery Depletion : 16
U.S. Estimated Active Implants: 38,000	U.S. Malfunctions:175
	Without Compromised Therapy:167
	With Compromised Therapy:8

Battery Depletions and Malfunctions



Malfunctions Only




U.S. Survival Probability

		Year	1	2	3	4	5	6	7	8	9	10
Non Advisory Population	Depletions and Malfunctions(%) (Confidence Interval)	99.95 (-0.0/+0.0)	99.90 (-0.0/+0.0)	99.81 (-0.1/+0.0)	99.38 (-0.1/+0.1)	97.77 (-0.4/+0.3)	96.87 @ 65 mo. (-1.0/+0.8)	-	-	-	-	
	Registered Implants: 47000											
	Malfunctions Only(%) (Confidence Interval)	99.97 (-0.0/+0.0)	99.96 (-0.0/+0.0)	99.91 (-0.0/+0.0)	99.56 (-0.1/+0.1)	98.16 (-0.4/+0.3)	97.83 @ 65 mo. (-0.5/+0.4)	-	-	-	-	
	Effective Sample Size	41134	35051	23592	11840	2638	270	-	-	-	-	

INCEPTA/ENERGEN/PUNCTUA ICD DR

Models E052/E053/E142/E143/E162/
E163/F052/F053/F142/F143/
F162/F163

U.S. Survival Probability	Worldwide Malfunction Details	Product Advisories
---------------------------	-------------------------------	--------------------

INCEPTA/ENERGEN/PUNCTUA ICD DR
Models E052/E053/E142/E143/E162/
E163/F052/F053/F142/F143/
F162/F163 

Worldwide Distribution: 72,000
Worldwide Confirmed Malfunctions: 251

	Without Compromised Therapy	With Compromised Therapy	Total
Electrical	224	7	231
⁶¹ High-voltage capacitor	1	2	
⁶⁵ Low-voltage capacitors	3	-	
⁶⁸ Integrated circuit	6	3	
⁷¹ Battery	11	1	
⁷² Low-voltage capacitor	202	1	
⁷⁶ High voltage circuit	1	-	
Mechanical	-	2	2
⁵⁴ Transformer	-	2	
Software	3	-	3
⁶⁹ Memory errors	3	-	
Other	10	5	15
Non-patterned	10	5	
WW Confirmed Malfunctions	237	14	251

[More details](#) about malfunctions

[References](#) cited in table above

CRM PRODUCT PERFORMANCE REPORT Q3 2017

INCEPTA/ENERGEN/PUNCTUA ICD VR

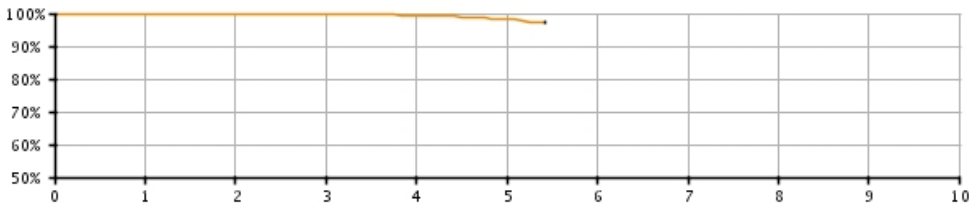
Models E050/E051/E140/E141/E160/
E161/F050/F051/F140/F141/
F160/F161

U.S. Survival Probability	Worldwide Malfunction Details	Product Advisories
---------------------------	-------------------------------	--------------------

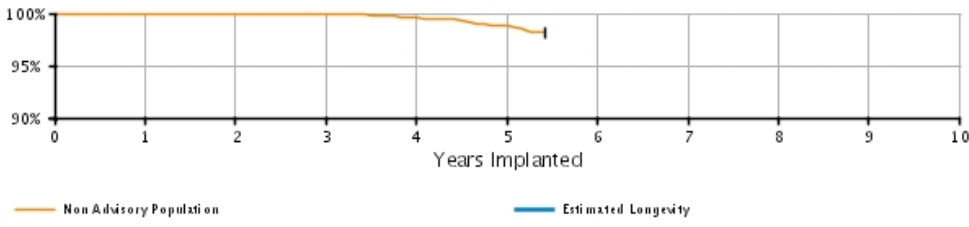
U.S. Summary

U.S. Registered Implants: 39,000	U.S. Normal Battery Depletions: 54
U.S. Approval Date: November 2011	U.S. Unconfirmed Reports of Premature Battery Depletion : 22
U.S. Estimated Active Implants: 33,000	U.S. Malfunctions:116
	Without Compromised Therapy:102
	With Compromised Therapy:14

Battery Depletions and Malfunctions



Malfunctions Only




U.S. Survival Probability

		Year	1	2	3	4	5	6	7	8	9	10
Non Advisory Population	Depletions and Malfunctions(%) (Confidence Interval)	99.93 (-0.0/+0.0)	99.87 (-0.0/+0.0)	99.78 (-0.1/+0.0)	99.31 (-0.1/+0.1)	98.12 (-0.4/+0.3)	97.34 @ 65 mo. (-0.7/+0.6)	-	-	-	-	
	Registered Implants: 39000											
	Malfunctions Only(%) (Confidence Interval)	99.97 (-0.0/+0.0)	99.95 (-0.0/+0.0)	99.91 (-0.0/+0.0)	99.54 (-0.1/+0.1)	98.76 (-0.3/+0.3)	98.15 @ 65 mo. (-0.6/+0.5)	-	-	-	-	
	Effective Sample Size	34695	29423	19620	9591	2227	236	-	-	-	-	

INCEPTA/ENERGEN/PUNCTUA ICD VR

Models E050/E051/E140/E141/E160/
E161/F050/F051/F140/F141/
F160/F161

U.S. Survival Probability	Worldwide Malfunction Details	Product Advisories
---------------------------	-------------------------------	--------------------

INCEPTA/ENERGEN/PUNCTUA ICD VR
Models E050/E051/E140/E141/E160/
E161/F050/F051/F140/F141/
F160/F161 

Worldwide Distribution: 68,000
Worldwide Confirmed Malfunctions: 181

	Without Compromised Therapy	With Compromised Therapy	Total
Electrical	151	8	159
⁶¹ High-voltage capacitor	1	2	
⁶⁸ Integrated circuit	2	4	
⁷¹ Battery	11	1	
⁷² Low-voltage capacitor	137	-	
⁷⁶ High voltage circuit	-	1	
Mechanical	-	5	5
⁵⁴ Transformer	-	5	
Software	5	-	5
⁶⁹ Memory errors	5	-	
Other	6	6	12
Non-patterned	6	6	
WW Confirmed Malfunctions	162	19	181

[More details](#) about malfunctions

[References](#) cited in table above

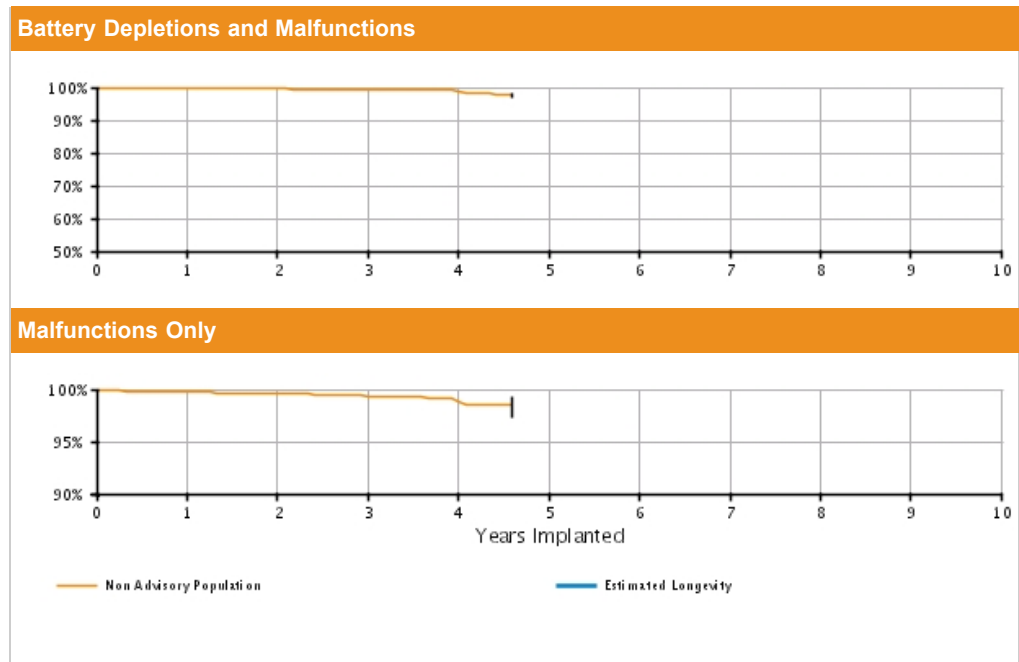
CRM PRODUCT PERFORMANCE REPORT Q3 2017

SQ-RX S-ICD

Model 1010

U.S. Survival Probability	Worldwide Malfunction Details	Product Advisories
---------------------------	-------------------------------	--------------------

U.S. Summary	
U.S. Registered Implants: 8,000	U.S. Normal Battery Depletions: 121
U.S. Approval Date: September 2012	U.S. Unconfirmed Reports of Premature Battery Depletion : 0
U.S. Estimated Active Implants: 6,000	U.S. Malfunctions:44
	Without Compromised Therapy:15
	With Compromised Therapy:29




U.S. Survival Probability		Year	1	2	3	4	5	6	7	8	9	10
Non Advisory Population Registered Implants: 8000	Depletions and Malfunctions(%) (Confidence Interval)	99.75 (-0.1/+0.1)	99.51 (-0.2/+0.1)	99.23 (-0.3/+0.2)	98.74 (-1.0/+0.6)	97.79 @ 55 mo. (-1.7/+1.0)	—	—	—	—	—	—
	Malfunctions Only(%) (Confidence Interval)	99.77 (-0.1/+0.1)	99.55 (-0.2/+0.1)	99.33 (-0.3/+0.2)	98.84 (-1.0/+0.5)	98.54 @ 55 mo. (-1.3/+0.7)	—	—	—	—	—	—
	Effective Sample Size	6540	5532	2013	336	208	—	—	—	—	—	—

SQ-RX S-ICD

Model 1010

U.S. Survival Probability	Worldwide Malfunction Details	Product Advisories
----------------------------------	--------------------------------------	---------------------------

SQ-RX S-ICD Model 1010 			
Worldwide Distribution: 11,000			
Worldwide Confirmed Malfunctions: 103			
	Without Compromised Therapy	With Compromised Therapy	Total
Electrical	8	3	11
² Unintended Fuse Activation 2013	-	3	
⁷⁹ Charge Timeout Alert	8	-	
Mechanical	15	24	39
³ High cathode condition	1	2	
⁷³ Battery depletion	14	22	
Software	3	-	3
⁷⁵ Unintended Battery Depletion Alert	3	-	
Other	17	33	50
Non-patterned	14	24	
⁷⁴ Telemetry	3	9	
WW Confirmed Malfunctions	43	60	103

[More details](#) about malfunctions

[References](#) cited in table above

CRM PRODUCT PERFORMANCE REPORT Q3 2017

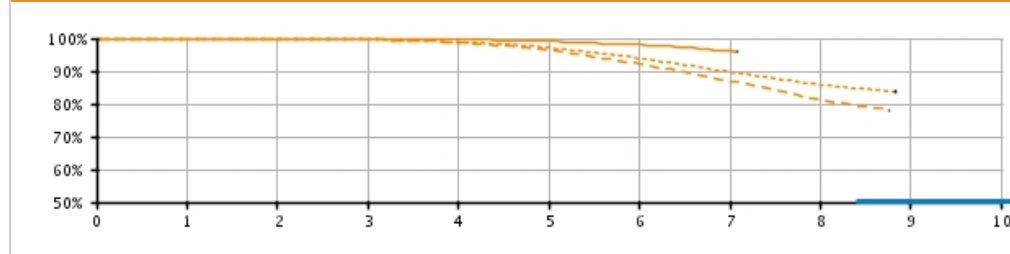
TELIGEN DR

Models E110/E111/F110/F111

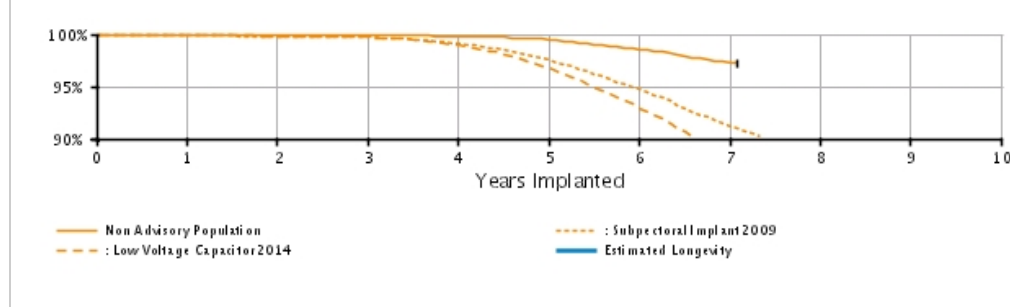
U.S. Survival Probability	Worldwide Malfunction Details	Product Advisories
---------------------------	-------------------------------	--------------------

U.S. Summary	
U.S. Registered Implants: 66,000	U.S. Normal Battery Depletions: 385
U.S. Approval Date: May 2008	U.S. Unconfirmed Reports of Premature Battery Depletion : 180
U.S. Estimated Active Implants: 37,000	U.S. Malfunctions:2017
	Without Compromised Therapy:1887
	With Compromised Therapy:130

Battery Depletions and Malfunctions



Malfunctions Only



U.S. Survival Probability

	Year	1	2	3	4	5	6	7	8	9	10
Non Advisory Population Registered Implants: 30000	Depletions and Malfunctions(%) (Confidence Interval)	99.91 (-0.0/+0.0)	99.86 (-0.1/+0.0)	99.78 (-0.1/+0.1)	99.60 (-0.1/+0.1)	99.16 (-0.1/+0.1)	98.05 (-0.2/+0.2)	96.12 (-0.6/+0.5)	95.94 @ 85 mo. (-0.7/+0.6)	-	-
	Malfunctions Only(%) (Confidence Interval)	99.95 (-0.0/+0.0)	99.93 (-0.0/+0.0)	99.90 (-0.0/+0.0)	99.79 (-0.1/+0.1)	99.48 (-0.1/+0.1)	98.58 (-0.2/+0.2)	97.24 (-0.5/+0.4)	97.24 @ 85 mo. (-0.5/+0.4)	-	-
	Effective Sample Size	26439	23336	20590	18092	15703	9145	1019	538	-	-
Subpectoral Implant 2009* Registered Implants: 30,000	Depletions and Malfunctions(%) (Confidence Interval)	99.88 (-0.1/+0.0)	99.77 (-0.1/+0.1)	99.61 (-0.1/+0.1)	98.88 (-0.1/+0.1)	97.17 (-0.1/+0.1)	93.93 (-0.1/+0.1)	89.77 (-0.2/+0.1)	85.96 (-0.2/+0.3)	83.95 @ 106 mo. (-1.2/+0.5)	-
	Malfunctions Only(%) (Confidence Interval)	99.89 (-0.1/+0.0)	99.82 (-0.1/+0.0)	99.72 (-0.1/+0.1)	99.12 (-0.1/+0.1)	97.56 (-0.1/+0.1)	94.69 (-0.1/+0.1)	91.21 (-0.2/+0.3)	88.78 (-0.2/+0.3)	88.32 @ 106 mo. (-0.4/+0.3)	-
	Effective Sample Size	26747	23499	20669	18050	15605	13219	11046	5643	494	-
Low Voltage Capacitor 2014* Registered Implants: 23,000	Depletions and Malfunctions(%) (Confidence Interval)	99.89 (-0.1/+0.0)	99.76 (-0.1/+0.1)	99.58 (-0.1/+0.1)	98.73 (-0.1/+0.1)	96.37 (-0.1/+0.1)	92.12 (-0.1/+0.1)	86.89 (-0.1/+0.2)	81.26 (-0.3/+0.3)	78.01 @ 105 mo. (-0.4/+0.3)	-
	Malfunctions Only(%) (Confidence Interval)	99.91 (-0.0/+0.0)	99.82 (-0.1/+0.1)	99.69 (-0.1/+0.1)	98.95 (-0.1/+0.1)	96.76 (-0.1/+0.1)	92.93 (-0.1/+0.1)	88.45 (-0.1/+0.1)	84.66 (-0.2/+0.1)	83.33 @ 105 mo.	-
	Effective Sample Size										

									(-0.4/+0.3)	
Effective Sample Size	20715	18217	16008	13972	11984	10028	7974	2239	201	-

*Devices subject to an advisory. Refer to the Advisories for more details. Devices may be part of more than one advisory.

TELIGEN DR

Models E110/E111/F110/F111

U.S. Survival Probability	Worldwide Malfunction Details	Product Advisories
---------------------------	-------------------------------	--------------------

TELIGEN DR Models E110/E111/F110/F111			
Worldwide Distribution: 91,000			
Worldwide Confirmed Malfunctions: 2637			
	Without Compromised Therapy	With Compromised Therapy	Total
Electrical	2408	100	2508
¹ Low Voltage Capacitor 2014 (Advisory issued)	1823	43	
⁶⁰ Safety Core-electrocautery	3	-	
⁶¹ High-voltage capacitor	1	7	
⁶⁵ Low-voltage capacitors	7	-	
⁶⁸ Integrated circuit	20	20	
⁷¹ Battery	182	25	
⁷² Low-voltage capacitor	372	5	
Mechanical	20	53	73
⁴ Subpectoral implant 2009 (Advisory issued)	3	11	
⁵⁴ Transformer	-	20	
⁵⁷ Seal plug	3	-	
⁵⁸ Difficulty securing lead	9	8	
⁶³ Header contacts	3	11	
⁸⁵ Header	2	3	
Software	18	-	18
⁶⁶ Alert messages not displayed post-EOL	3	-	
⁶⁹ Memory errors	15	-	
Other	27	11	38
Non-patterned	27	11	
WW Confirmed Malfunctions	2473	164	2637

[More details](#) about malfunctions

[References](#) cited in table above

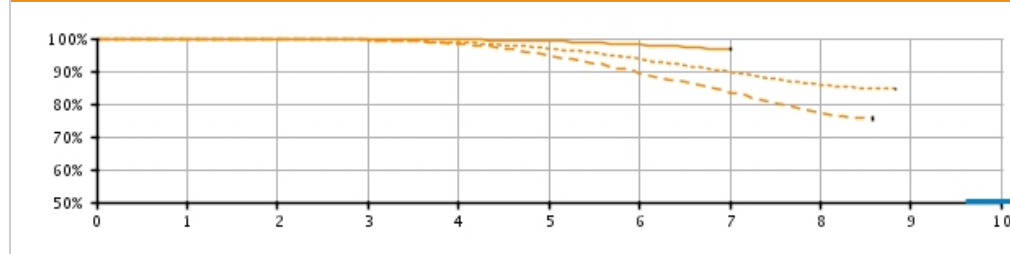
TELIGEN VR

Models E102/E103/F102/F103

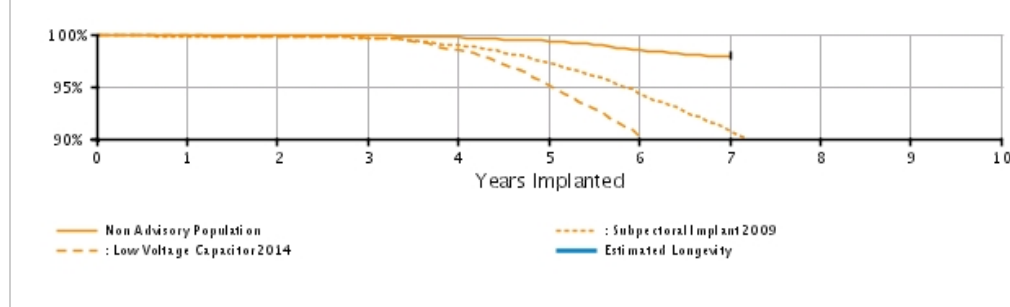
U.S. Survival Probability	Worldwide Malfunction Details	Product Advisories
---------------------------	-------------------------------	--------------------

U.S. Summary	
U.S. Registered Implants: 38,000	U.S. Normal Battery Depletions: 100
U.S. Approval Date: May 2008	U.S. Unconfirmed Reports of Premature Battery Depletion : 125
U.S. Estimated Active Implants: 22,000	U.S. Malfunctions:1359
	Without Compromised Therapy:1260
	With Compromised Therapy:99

Battery Depletions and Malfunctions



Malfunctions Only



U.S. Survival Probability

	Year	1	2	3	4	5	6	7	8	9	10
Non Advisory Population Registered Implants: 18000	Depletions and Malfunctions(%) (Confidence Interval)	99.92 (-0.1/+0.0)	99.84 (-0.1/+0.1)	99.76 (-0.1/+0.1)	99.56 (-0.1/+0.1)	99.13 (-0.2/+0.2)	98.05 (-0.3/+0.3)	96.75 (-0.7/+0.6)	-	-	-
	Malfunctions Only(%) (Confidence Interval)	99.94 (-0.1/+0.0)	99.90 (-0.1/+0.0)	99.87 (-0.1/+0.0)	99.69 (-0.1/+0.1)	99.35 (-0.2/+0.1)	98.53 (-0.3/+0.2)	97.96 (-0.4/+0.4)	-	-	-
	Effective Sample Size	16275	14325	12583	11032	9591	4861	326	-	-	-
Subjectoral Implant 2009* Registered Implants: 16,000	Depletions and Malfunctions(%) (Confidence Interval)	99.78 (-0.0/+0.0)	99.66 (-0.1/+0.1)	99.50 (-0.1/+0.1)	98.68 (-0.1/+0.1)	96.93 (-0.1/+0.1)	93.69 (-0.1/+0.1)	89.64 (-0.1/+0.1)	85.93 (-0.2/+0.1)	84.57 @ 106 mo. (-0.6/+0.5)	-
	Malfunctions Only(%) (Confidence Interval)	99.80 (-0.1/+0.1)	99.73 (-0.1/+0.1)	99.63 (-0.1/+0.1)	98.93 (-0.1/+0.1)	97.32 (-0.1/+0.1)	94.37 (-0.1/+0.2)	90.67 (-0.4/+0.3)	87.65 (-0.5/+0.6)	86.62 @ 106 mo. (-0.6/+0.9)	-
	Effective Sample Size	13680	11994	10512	9148	7861	6659	5552	2881	277	-
Low Voltage Capacitor 2014* Registered Implants: 12,000	Depletions and Malfunctions(%) (Confidence Interval)	99.82 (-0.1/+0.1)	99.72 (-0.0/+0.1)	99.51 (-0.0/+0.1)	98.23 (-0.1/+0.1)	94.78 (-0.2/+0.1)	89.46 (-0.3/+0.2)	83.48 (-0.4/+0.2)	74.40 (-0.5/+0.6)	75.54 @ 103 mo. (-1.5/+1.6)	-
	Malfunctions Only(%) (Confidence Interval)	99.85 (-0.1/+0.1)	99.79 (-0.1/+0.1)	99.64 (-0.1/+0.1)	98.45 (-0.1/+0.1)	95.14 (-0.1/+0.1)	90.24 (-0.1/+0.1)	84.79 (-0.3/+0.2)	79.69 (-0.5/+0.6)	77.95 @ 103 mo. (-1.5/+1.6)	-
	Effective Sample Size	12000	11000	10000	9000	8000	7000	6000	5000	4000	3000


Effective Sample Size	10903	9576	8399	7287	6165	5087	3790	1050	213	-
-----------------------	-------	------	------	------	------	------	------	------	-----	---

*Devices subject to an advisory. Refer to the Advisories for more details. Devices may be part of more than one advisory.

TELIGEN VR

Models E102/E103/F102/F103

U.S. Survival Probability	Worldwide Malfunction Details	Product Advisories
----------------------------------	--------------------------------------	---------------------------

TELIGEN VR Models E102/E103/F102/F103 			
Worldwide Distribution: 66,000 Worldwide Confirmed Malfunctions: 2166			
	Without Compromised Therapy	With Compromised Therapy	Total
Electrical	1953	83	2036
¹ Low Voltage Capacitor 2014 (Advisory issued)	1441	34	
⁶⁰ Safety Core-electrocautery	1	1	
⁶¹ High-voltage capacitor	-	3	
⁶⁵ Low-voltage capacitors	5	-	
⁶⁸ Integrated circuit	10	15	
⁷¹ Battery	264	30	
⁷² Low-voltage capacitor	232	-	
Mechanical	24	70	94
⁴ Subpectoral implant 2009 (Advisory issued)	7	17	
³⁴ Transformer	-	2	
⁵⁴ Transformer	-	14	
⁵⁷ Seal plug	1	-	
⁵⁸ Difficulty securing lead	-	10	
⁶³ Header contacts	14	19	
⁸⁵ Header	2	8	
Software	16	-	16
⁵ Respiratory Sensor Oversensing	1	-	
⁶⁶ Alert messages not displayed post-EOL	4	-	
⁶⁹ Memory errors	11	-	
Other	9	11	20
Non-patterned	9	11	
WW Confirmed Malfunctions	2002	164	2166

[More details](#) about malfunctions

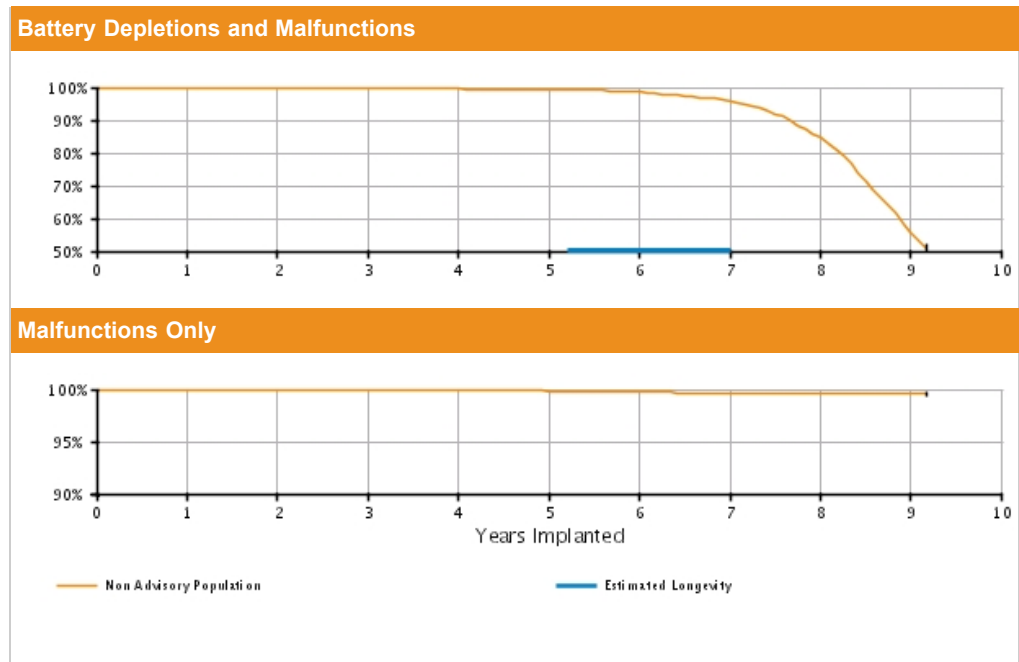
[References](#) cited in table above

CONFIENT DR

Models E030/F030

U.S. Survival Probability	Worldwide Malfunction Details	Product Advisories
---------------------------	-------------------------------	--------------------

U.S. Summary	
U.S. Registered Implants: 7,000	U.S. Normal Battery Depletions: 813
U.S. Approval Date: February 2008	U.S. Unconfirmed Reports of Premature Battery Depletion : 2
U.S. Estimated Active Implants: 3,000	U.S. Malfunctions:14
	Without Compromised Therapy:11
	With Compromised Therapy:3




U.S. Survival Probability											
	Year	1	2	3	4	5	6	7	8	9	10
Non Advisory Population	Depletions and Malfunctions(%) (Confidence Interval)	99.94 (-0.1/+0.0)	99.89 (-0.1/+0.1)	99.73 (-0.2/+0.1)	99.54 (-0.2/+0.2)	99.34 (-0.3/+0.2)	98.55 (-0.4/+0.3)	95.56 (-0.8/+0.7)	84.61 (-1.5/+1.4)	55.62 (-2.6/+2.6)	50.54 @ 110 mo. (-3.0/+3.0)
	Registered Implants: 7000										
	Malfunctions Only(%) (Confidence Interval)	99.98 (-0.1/+0.0)	99.98 (-0.1/+0.0)	99.98 (-0.1/+0.0)	99.92 (-0.1/+0.1)	99.84 (-0.2/+0.1)	99.78 (-0.2/+0.1)	99.64 (-0.3/+0.2)	99.60 (-0.3/+0.2)	99.60 (-0.3/+0.2)	99.60 @ 110 mo. (-0.3/+0.2)
	Effective Sample Size	6163	5395	4698	4115	3605	3077	2453	1656	527	232

CONFIENT DR

Models E030/F030

U.S. Survival Probability	Worldwide Malfunction Details	Product Advisories
---------------------------	-------------------------------	--------------------

CONFIENT DR Models E030/F030 			
Worldwide Distribution: 8,000			
Worldwide Confirmed Malfunctions: 14			
	Without Compromised Therapy	With Compromised Therapy	Total
Electrical	10	-	10
²⁰ Capacitor	1	-	
²³ Integrated circuit	2	-	
⁷² Low-voltage capacitor	7	-	
Mechanical	-	1	1
⁵⁴ Transformer	-	1	
Software	-	-	0
Other	1	2	3
Non-patterned	1	1	
²⁹ Battery depletion	-	1	
WW Confirmed Malfunctions	11	3	14

[More details](#) about malfunctions

[References](#) cited in table above

CRM PRODUCT PERFORMANCE REPORT Q3 2017

ACCOLADE/PROONENT/ESSENTIO DR


Models L101/L111/L201/L211/L301/
L311

U.S. Survival Probability	Worldwide Malfunction Details	Product Advisories
---------------------------	-------------------------------	--------------------

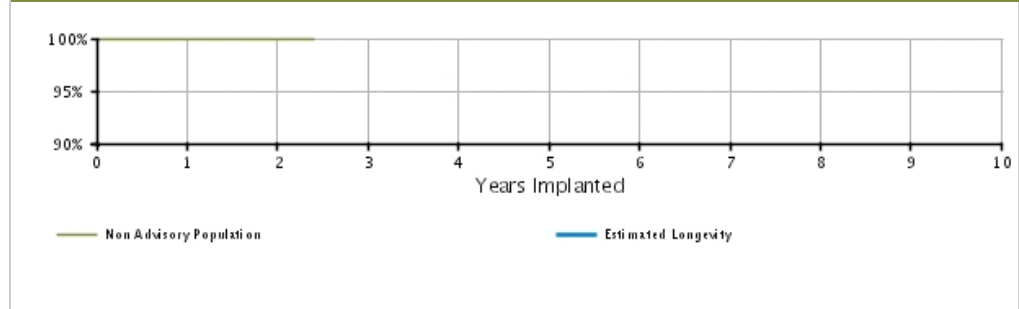
U.S. Summary

U.S. Registered Implants: 79,000	U.S. Normal Battery Depletions: 16
U.S. Approval Date: October 2014	U.S. Unconfirmed Reports of Premature Battery Depletion : 3
U.S. Estimated Active Implants: 75,000	U.S. Malfunctions:23
	Without Compromised Therapy:18
	With Compromised Therapy:5

Battery Depletions and Malfunctions



Malfunctions Only




U.S. Survival Probability

	Year	1	2	3	4	5	6	7	8	9	10
Non Advisory Population	Depletions and Malfunctions(%) (Confidence Interval)	99.94 (-0.0/+0.0)	99.89 (-0.1/+0.0)	99.89 @ 27 mo. (-0.1/+0.0)	-	-	-	-	-	-	-
Registered Implants: 79000	Malfunctions Only(%) (Confidence Interval)	99.97 (-0.0/+0.0)	99.95 (-0.0/+0.0)	99.95 @ 27 mo. (-0.0/+0.0)	-	-	-	-	-	-	-
	Effective Sample Size	35093	4216	495	-	-	-	-	-	-	-

ACCOLADE/PROPONENT/ESSENTIO DR

Models L101/L111/L201/L211/L301/
L311

U.S. Survival Probability	Worldwide Malfunction Details	Product Advisories
---------------------------	-------------------------------	--------------------

ACCOLADE/PROPONENT/ESSENTIO DR Models L101/L111/L201/L211/L301/ L311 			
Worldwide Distribution: 149,000			
Worldwide Confirmed Malfunctions: 32			
	Without Compromised Therapy	With Compromised Therapy	Total
Electrical	15	4	19
⁶⁵ Low-voltage capacitors	2	-	
⁸¹ Integrated circuit	6	3	
⁸³ Capacitor	4	-	
⁸⁴ Telemetry	3	1	
Mechanical	-	-	0
Software	2	-	2
⁶⁹ Memory errors	2	-	
Other	8	3	11
Non-patterned	7	3	
⁶⁷ Battery status	1	-	
WW Confirmed Malfunctions	25	7	32

[More details](#) about malfunctions

[References](#) cited in table above

CRM PRODUCT PERFORMANCE REPORT Q3 2017

ACCOLADE/PROPONENT/ESSENTIO DR EL


Models L121/L131/L221/L231/L321/
L331

U.S. Survival Probability	Worldwide Malfunction Details	Product Advisories
---------------------------	-------------------------------	--------------------

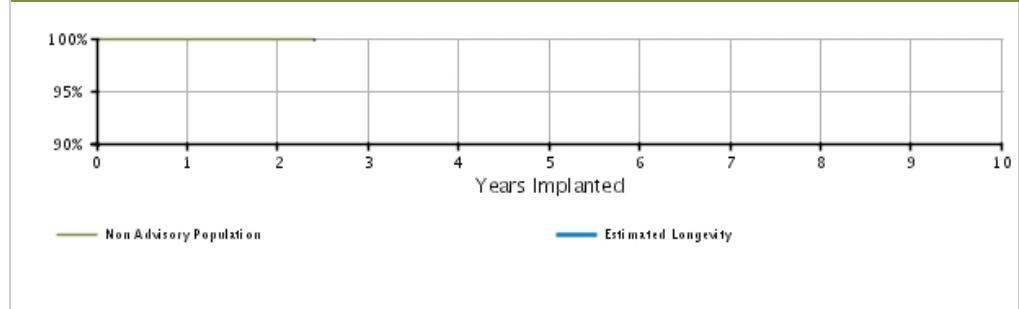
U.S. Summary

U.S. Registered Implants: 29,000	U.S. Normal Battery Depletions: 6
U.S. Approval Date: October 2014	U.S. Unconfirmed Reports of Premature Battery Depletion : 3
U.S. Estimated Active Implants: 28,000	U.S. Malfunctions:9
	Without Compromised Therapy:9
	With Compromised Therapy:0

Battery Depletions and Malfunctions



Malfunctions Only




U.S. Survival Probability

	Year	1	2	3	4	5	6	7	8	9	10
Non Advisory Population	Depletions and Malfunctions(%) (Confidence Interval)	99.95 (-0.0/+0.0)	99.82 (-0.1/+0.1)	99.82 @ 26 mo. (-0.1/+0.1)	-	-	-	-	-	-	-
Registered Implants: 29000	Malfunctions Only(%) (Confidence Interval)	99.97 (-0.0/+0.0)	99.92 (-0.1/+0.0)	99.92 @ 26 mo. (-0.1/+0.0)	-	-	-	-	-	-	-
	Effective Sample Size	11086	1303	423	-	-	-	-	-	-	-

ACCOLADE/PROPONENT/ESSENTIO DR EL

Models L121/L131/L221/L231/L321/
L331

U.S. Survival Probability	Worldwide Malfunction Details	Product Advisories
---------------------------	-------------------------------	--------------------

ACCOLADE/PROPONENT/ESSENTIO DR EL
Models L121/L131/L221/L231/L321/
L331 

Worldwide Distribution: 71,000

Worldwide Confirmed Malfunctions: 21

	Without Compromised Therapy	With Compromised Therapy	Total
Electrical	14	-	14
⁶⁵ Low-voltage capacitors	1	-	
⁸¹ Integrated circuit	3	-	
⁸³ Capacitor	10	-	
Mechanical	-	-	0
Software	5	-	5
⁶⁹ Memory errors	5	-	
Other	2	-	2
Non-patterned	2	-	
WW Confirmed Malfunctions	21	0	21

[More details](#) about malfunctions

[References](#) cited in table above

CRM PRODUCT PERFORMANCE REPORT Q3 2017

ACCOLADE/PROPONENT/ESSENTIO SR


Models L100/L110/L200/L210/L300/
L310

U.S. Survival Probability	Worldwide Malfunction Details	Product Advisories
---------------------------	-------------------------------	--------------------

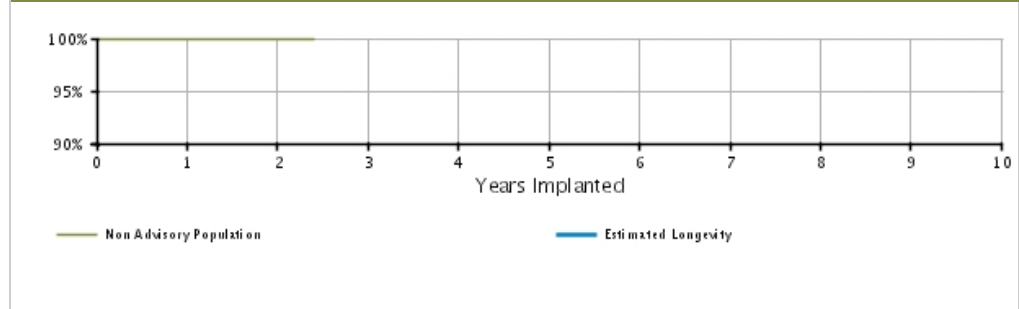
U.S. Summary

U.S. Registered Implants: 16,000	U.S. Normal Battery Depletions: 4
U.S. Approval Date: October 2014	U.S. Unconfirmed Reports of Premature Battery Depletion : 0
U.S. Estimated Active Implants: 15,000	U.S. Malfunctions:4
	Without Compromised Therapy:3
	With Compromised Therapy:1

Battery Depletions and Malfunctions



Malfunctions Only




U.S. Survival Probability

	Year	1	2	3	4	5	6	7	8	9	10
Non Advisory Population	Depletions and Malfunctions(%) (Confidence Interval)	99.96 (-0.1/+0.0)	99.91 (-0.1/+0.1)	99.91 @ 26 mo. (-0.1/+0.1)	-	-	-	-	-	-	-
Registered Implants: 16000	Malfunctions Only(%) (Confidence Interval)	99.98 (-0.0/+0.0)	99.96 (-0.1/+0.0)	99.96 @ 26 mo. (-0.1/+0.0)	-	-	-	-	-	-	-
	Effective Sample Size	6647	742	227	-	-	-	-	-	-	-

ACCOLADE/PROPONENT/ESSENTIO SR

Models L100/L110/L200/L210/L300/
L310

U.S. Survival Probability	Worldwide Malfunction Details	Product Advisories
---------------------------	-------------------------------	--------------------

ACCOLADE/PROPONENT/ESSENTIO SR Models L100/L110/L200/L210/L300/ L310 			
Worldwide Distribution: 52,000			
Worldwide Confirmed Malfunctions: 9			
	Without Compromised Therapy	With Compromised Therapy	Total
Electrical	4	2	6
⁶⁵ Low-voltage capacitors	2	-	
⁸¹ Integrated circuit	1	2	
⁸⁴ Telemetry	1	-	
Mechanical	-	-	0
Software	1	-	1
⁶⁹ Memory errors	1	-	
Other	2	-	2
Non-patterned	2	-	
WW Confirmed Malfunctions	7	2	9

[More details](#) about malfunctions

[References](#) cited in table above

ADVANTIO/INGENIO/VITALIO/FORMIO DR

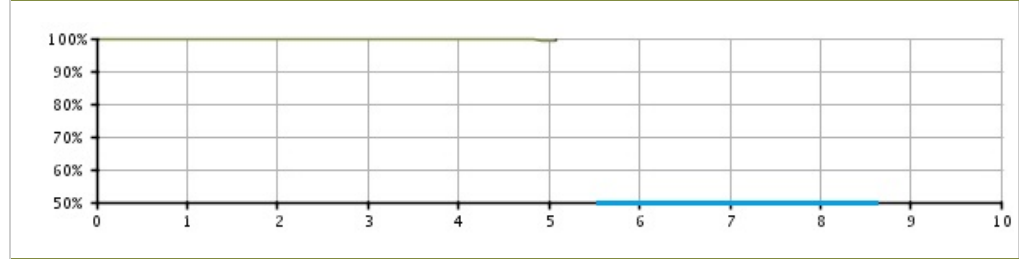
Models J063/J066/J173/J176/J273/
 J276/J278/J279/K063/K066/
 K083/K086/K173/K176/K183/
 K186/K273/K276/K278/K279/
 K283/K286/K288/K289

U.S. Survival Probability	Worldwide Malfunction Details	Product Advisories
---------------------------	-------------------------------	--------------------

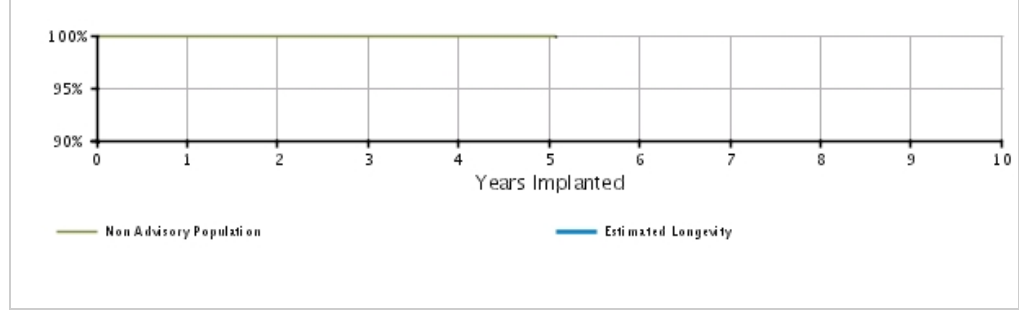
U.S. Summary

U.S. Registered Implants: 121,000	U.S. Normal Battery Depletions: 156
U.S. Approval Date: May 2012	U.S. Unconfirmed Reports of Premature Battery Depletion : 14
U.S. Estimated Active Implants: 101,000	U.S. Malfunctions:41
	Without Compromised Therapy:30
	With Compromised Therapy:11

Battery Depletions and Malfunctions



Malfunctions Only




U.S. Survival Probability

	Year	1	2	3	4	5	6	7	8	9	10
Non Advisory Population	Depletions and Malfunctions(%) (Confidence Interval)	99.96 (-0.0/+0.0)	99.92 (-0.0/+0.0)	99.85 (-0.0/+0.0)	99.72 (-0.0/+0.0)	99.50 (-0.1/+0.1)	99.50 @ 61 mo. (-0.1/+0.1)	-	-	-	-
	Malfunctions Only(%) (Confidence Interval)	99.99 (-0.0/+0.0)	99.98 (-0.0/+0.0)	99.97 (-0.0/+0.0)	99.95 (-0.0/+0.0)	99.93 (-0.1/+0.0)	99.93 @ 61 mo. (-0.1/+0.0)	-	-	-	-
Registered Implants: 121000	Effective Sample Size	107676	94169	58277	24408	1227	424	-	-	-	-

ADVANTIO/INGENIO/VITALIO/FORMIO DR

Models J063/J066/J173/J176/J273/
 J276/J278/J279/K063/K066/
 K083/K086/K173/K176/K183/
 K186/K273/K276/K278/K279/
 K283/K286/K288/K289

U.S. Survival Probability	Worldwide Malfunction Details	Product Advisories
---------------------------	-------------------------------	--------------------

ADVANTIO/INGENIO/VITALIO/FORMIO DR 

Models J063/J066/J173/J176/J273/
 J276/J278/J279/K063/K066/
 K083/K086/K173/K176/K183/
 K186/K273/K276/K278/K279/
 K283/K286/K288/K289

Worldwide Distribution: 217,000
Worldwide Confirmed Malfunctions: 60

	Without Compromised Therapy	With Compromised Therapy	Total
Electrical	9	8	17
⁶⁵ Low-voltage capacitors	6	-	
⁶⁸ Integrated circuit	3	6	
⁷⁸ Titanium case material	-	2	
Mechanical	-	-	0
Software	15	1	16
⁶⁹ Memory errors	15	1	
Other	23	4	27
Non-patterned	23	4	
WW Confirmed Malfunctions	47	13	60

[More details](#) about malfunctions

[References](#) cited in table above

ADVANTIO/INGENIO/VITALIO EL DR

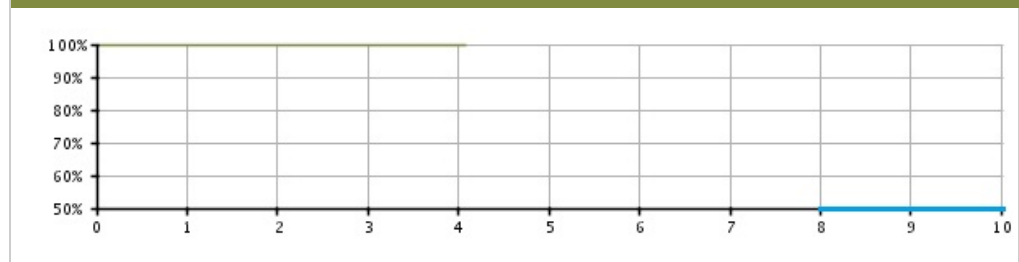
Models J064/J067/J174/J177/J274/
 J277/K064/K067/K084/K087/
 K174/K177/K184/K187/K274/
 K277/K284/K287

U.S. Survival Probability	Worldwide Malfunction Details	Product Advisories
---------------------------	-------------------------------	--------------------

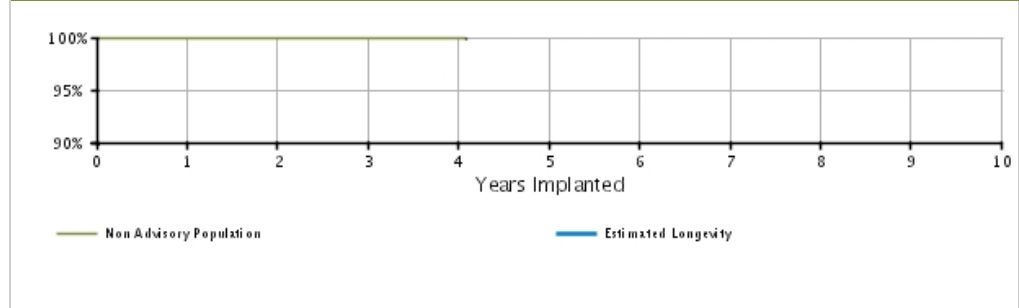
U.S. Summary

U.S. Registered Implants: 11,000	U.S. Normal Battery Depletions: 4
U.S. Approval Date: May 2012	U.S. Unconfirmed Reports of Premature Battery Depletion : 0
U.S. Estimated Active Implants: 10,000	U.S. Malfunctions:4
	Without Compromised Therapy:3
	With Compromised Therapy:1

Battery Depletions and Malfunctions



Malfunctions Only



U.S. Survival Probability

	Year	1	2	3	4	5	6	7	8	9	10
Non Advisory Population	Depletions and Malfunctions(%) (Confidence Interval)	99.98 (-0.1/+0.0)	99.95 (-0.1/+0.0)	99.89 (-0.1/+0.1)	99.89 (-0.1/+0.1)	99.89 @ 49 mo. (-0.1/+0.1)	-	-	-	-	-
	Malfunctions Only(%) (Confidence Interval)	99.99 (-0.1/+0.0)	99.97 (-0.1/+0.0)	99.94 (-0.1/+0.0)	99.94 (-0.1/+0.0)	99.94 @ 49 mo. (-0.1/+0.0)	-	-	-	-	-
Registered Implants: 11000	Effective Sample Size	9640	7952	3165	304	212	-	-	-	-	-

ADVANTIO/INGENIO/VITALIO EL DR

Models J064/J067/J174/J177/J274/
 J277/K064/K067/K084/K087/
 K174/K177/K184/K187/K274/
 K277/K284/K287

U.S. Survival Probability	Worldwide Malfunction Details	Product Advisories
---------------------------	-------------------------------	--------------------

ADVANTIO/INGENIO/VITALIO EL DR
 Models J064/J067/J174/J177/J274/
 J277/K064/K067/K084/K087/
 K174/K177/K184/K187/K274/
 K277/K284/K287



Worldwide Distribution: 72,000
Worldwide Confirmed Malfunctions: 28

	Without Compromised Therapy	With Compromised Therapy	Total
Electrical	4	5	9
⁶⁵ Low-voltage capacitors	4	1	
⁶⁸ Integrated circuit	-	2	
⁷⁶ Titanium case material	-	2	
Mechanical	-	-	0
Software	5	-	5
⁶⁹ Memory errors	4	-	
⁷⁷ Respiratory sensor	1	-	
Other	12	2	14
Non-patterned	12	2	
WW Confirmed Malfunctions	21	7	28

[More details](#) about malfunctions

[References](#) cited in table above

ADVANTIO/INGENIO/VITALIO SR

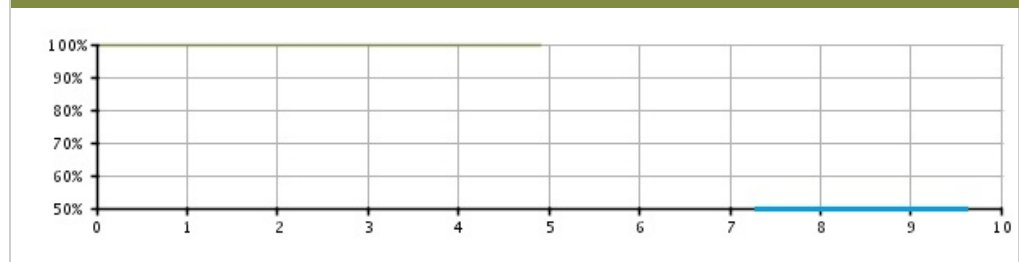
Models J062/J065/J172/J175/J272/
 J275/K062/K065/K082/K085/
 K172/K175/K182/K185/K272/
 K275/K282/K285

U.S. Survival Probability	Worldwide Malfunction Details	Product Advisories
---------------------------	-------------------------------	--------------------

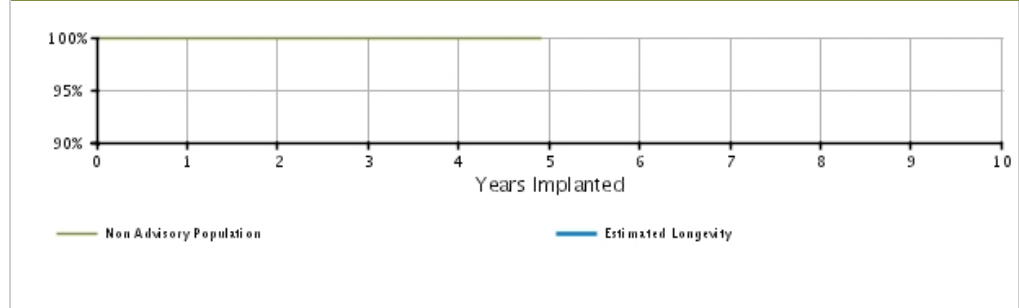
U.S. Summary

U.S. Registered Implants: 27,000	U.S. Normal Battery Depletions: 18
U.S. Approval Date: May 2012	U.S. Unconfirmed Reports of Premature Battery Depletion : 0
U.S. Estimated Active Implants: 20,000	U.S. Malfunctions:8
	Without Compromised Therapy:7
	With Compromised Therapy:1

Battery Depletions and Malfunctions



Malfunctions Only



U.S. Survival Probability


	Year	1	2	3	4	5	6	7	8	9	10
Non Advisory Population	Depletions and Malfunctions(%) (Confidence Interval)	99.98 (-0.0/+0.0)	99.93 (-0.0/+0.0)	99.88 (-0.1/+0.0)	99.84 (-0.1/+0.1)	99.84 @ 59 mo. (-0.1/+0.1)	-	-	-	-	-
	Registered Implants: 27000										
	Malfunctions Only(%) (Confidence Interval)	99.99 (-0.0/+0.0)	99.97 (-0.0/+0.0)	99.96 (-0.0/+0.0)	99.96 (-0.0/+0.0)	99.96 @ 59 mo. (-0.0/+0.0)	-	-	-	-	-
	Effective Sample Size	22948	19164	11388	4511	392	-	-	-	-	-

ADVANTIO/INGENIO/VITALIO SR

Models J062/J065/J172/J175/J272/
 J275/K062/K065/K082/K085/
 K172/K175/K182/K185/K272/
 K275/K282/K285

U.S. Survival Probability	Worldwide Malfunction Details	Product Advisories
---------------------------	-------------------------------	--------------------

ADVANTIO/INGENIO/VITALIO SR
 Models J062/J065/J172/J175/J272/
 J275/K062/K065/K082/K085/
 K172/K175/K182/K185/K272/
 K275/K282/K285



Worldwide Distribution: 85,000
Worldwide Confirmed Malfunctions: 19

	Without Compromised Therapy	With Compromised Therapy	Total
Electrical	4	5	9
⁶⁵ Low-voltage capacitors	3	1	
⁶⁸ Integrated circuit	1	3	
⁷⁶ Titanium case material	-	1	
Mechanical	-	-	0
Software	5	-	5
⁶⁹ Memory errors	5	-	
Other	2	3	5
Non-patterned	2	3	
WW Confirmed Malfunctions	11	8	19

[More details](#) about malfunctions

[References](#) cited in table above

ALTRUA 60 DR

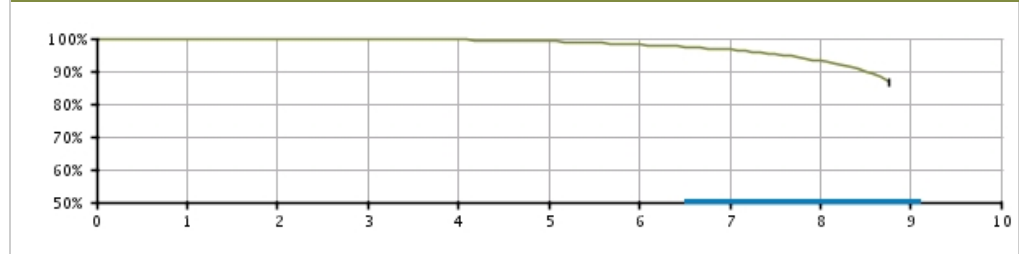
Model S602

U.S. Survival Probability	Worldwide Malfunction Details	Product Advisories
---------------------------	-------------------------------	--------------------

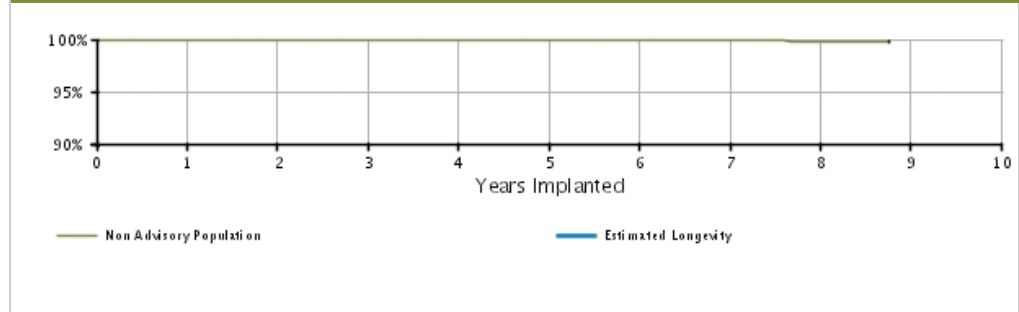
U.S. Summary

U.S. Registered Implants: 22,000	U.S. Normal Battery Depletions: 729
U.S. Approval Date: April 2008	U.S. Unconfirmed Reports of Premature Battery Depletion : 6
U.S. Estimated Active Implants: 13,000	U.S. Malfunctions:18
	Without Compromised Therapy:17
	With Compromised Therapy:1

Battery Depletions and Malfunctions



Malfunctions Only



U.S. Survival Probability

	Year	1	2	3	4	5	6	7	8	9	10
Non Advisory Population	Depletions and Malfunctions(%) (Confidence Interval)	99.99 (-0.0/+0.0)	99.94 (-0.0/+0.0)	99.85 (-0.1/+0.0)	99.53 (-0.1/+0.1)	99.03 (-0.2/+0.2)	98.04 (-0.3/+0.2)	96.47 (-0.4/+0.3)	92.98 (-0.6/+0.6)	85.56 @ 107 mo. (-1.4/+1.3)	—
Registered Implants: 22000	Malfunctions Only(%) (Confidence Interval)	99.99 (-0.0/+0.0)	99.98 (-0.0/+0.0)	99.98 (-0.0/+0.0)	99.98 (-0.0/+0.0)	99.98 (-0.0/+0.0)	99.97 (-0.0/+0.0)	99.91 (-0.1/+0.0)	99.79 (-0.1/+0.1)	99.73 @ 107 mo. (-0.2/+0.1)	—
	Effective Sample Size	19567	17333	15288	13350	11501	9282	7238	4637	451	—

ALTRUA 60 DR

Model S602

U.S. Survival Probability	Worldwide Malfunction Details	Product Advisories
---------------------------	-------------------------------	--------------------

ALTRUA 60 DR Model S602			
Worldwide Distribution: 56,000			
Worldwide Confirmed Malfunctions: 27			
	Without Compromised Therapy	With Compromised Therapy	Total
Electrical	1	-	1
²⁰ Capacitor	1	-	
Mechanical	1	1	2
²² Capacitor array	1	-	
⁵⁸ Difficulty securing lead	-	1	
Software	-	-	0
Other	22	2	24
Non-patterned	2	1	
³⁷ Battery depletion	1	1	
⁶⁷ Battery status	19	-	
WW Confirmed Malfunctions	24	3	27

[More details](#) about malfunctions

[References](#) cited in table above

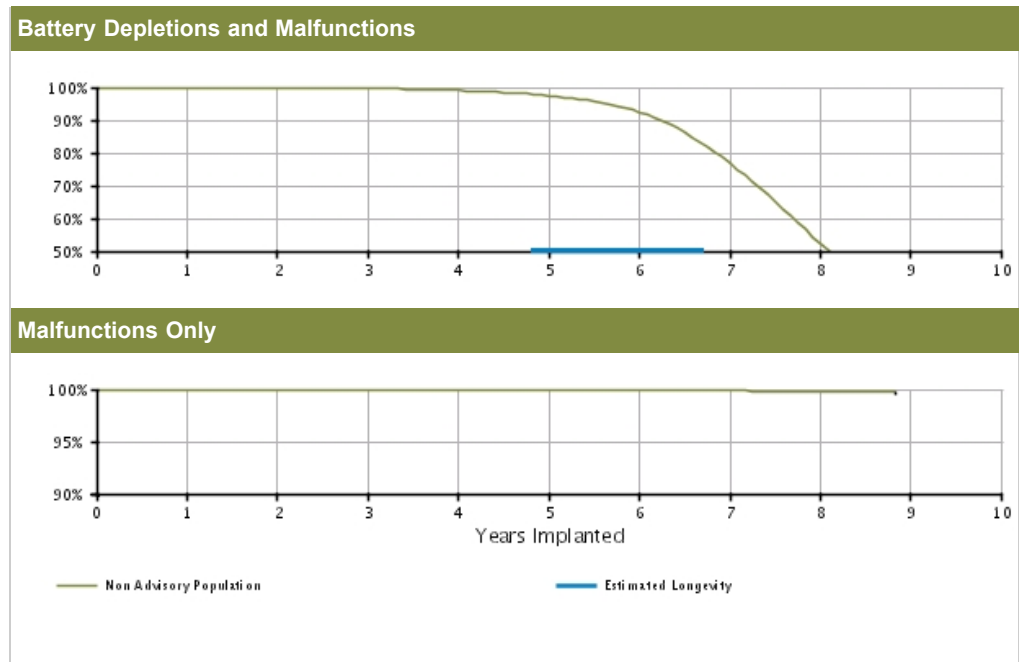
CRM PRODUCT PERFORMANCE REPORT Q3 2017

ALTRUA 60 DR (Downsize)

Model S603

U.S. Survival Probability	Worldwide Malfunction Details	Product Advisories
---------------------------	-------------------------------	--------------------

U.S. Summary	
U.S. Registered Implants: 90,000	U.S. Normal Battery Depletions: 11,082
U.S. Approval Date: April 2008	U.S. Unconfirmed Reports of Premature Battery Depletion : 46
U.S. Estimated Active Implants: 45,000	U.S. Malfunctions:67
	Without Compromised Therapy:59
	With Compromised Therapy:8



U.S. Survival Probability											
	Year	1	2	3	4	5	6	7	8	9	10
Non Advisory Population	Depletions and Malfunctions(%)	99.98	99.91	99.66	99.09	97.47	92.35	76.86	52.28	34.43	—
	(Confidence Interval)	(-0.0/+0.0)	(-0.0/+0.0)	(-0.0/+0.0)	(-0.1/+0.1)	(-0.1/+0.1)	(-0.3/+0.3)	(-0.5/+0.5)	(-0.8/+0.8)	@ 106 mo. (-1.4/+1.4)	
Registered Implants: 90000	Malfunctions Only(%)	99.99	99.99	99.98	99.98	99.96	99.90	99.85	99.78	99.73	—
	(Confidence Interval)	(-0.0/+0.0)	(-0.0/+0.0)	(-0.0/+0.0)	(-0.0/+0.0)	(-0.0/+0.0)	(-0.0/+0.0)	(-0.0/+0.0)	(-0.1/+0.1)	@ 106 mo. (-0.2/+0.1)	
	Effective Sample Size	79404	70670	62780	55316	46319	30559	15247	4498	378	—

ALTRUA 60 DR (Downsize)

Model S603

U.S. Survival Probability	Worldwide Malfunction Details	Product Advisories
---------------------------	-------------------------------	--------------------

ALTRUA 60 DR (Downsize) Model S603			
Worldwide Distribution: 132,000			
Worldwide Confirmed Malfunctions: 87			
	Without Compromised Therapy	With Compromised Therapy	Total
Electrical	5	8	13
²⁰ Capacitor	4	7	
⁴⁶ Integrated circuit	1	1	
Mechanical	2	-	2
⁵⁵ Connector block	1	-	
⁵⁸ Difficulty securing lead	1	-	
Software	-	-	0
Other	69	3	72
Non-patterned	3	2	
²⁸ Magnet response	1	-	
³⁷ Battery depletion	3	1	
⁶⁷ Battery status	62	-	
WW Confirmed Malfunctions	76	11	87

[More details](#) about malfunctions

[References](#) cited in table above

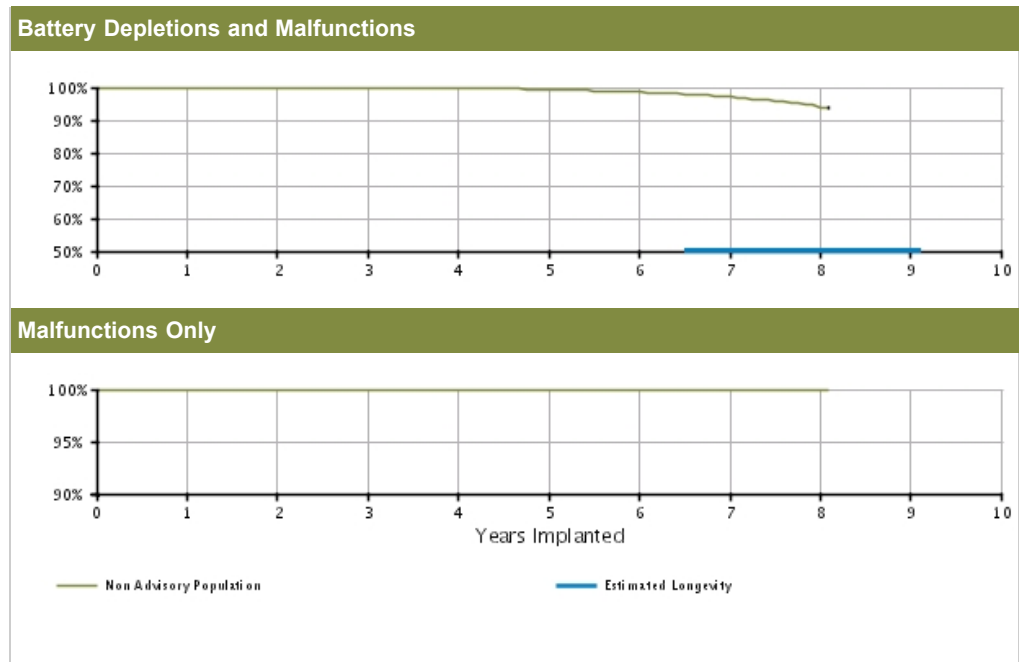
CRM PRODUCT PERFORMANCE REPORT Q3 2017

ALTRUA 60 DR EL

Model S606

U.S. Survival Probability	Worldwide Malfunction Details	Product Advisories
---------------------------	-------------------------------	--------------------

U.S. Summary	
U.S. Registered Implants: 59,000	U.S. Normal Battery Depletions: 666
U.S. Approval Date: April 2008	U.S. Unconfirmed Reports of Premature Battery Depletion : 12
U.S. Estimated Active Implants: 41,000	U.S. Malfunctions:11
	Without Compromised Therapy:8
	With Compromised Therapy:3



U.S. Survival Probability											
	Year	1	2	3	4	5	6	7	8	9	10
Non Advisory Population	Depletions and Malfunctions(%)	99.98	99.94	99.86	99.70	99.35	98.56	97.12	93.88	93.88	—
	(Confidence Interval)	(-0.0/+0.0)	(-0.0/+0.0)	(-0.0/+0.0)	(-0.1/+0.0)	(-0.1/+0.1)	(-0.1/+0.1)	(-0.3/+0.3)	(-1.0/+0.9)	@ 97 mo. (-1.0/+0.9)	
Registered Implants: 59000	Malfunctions Only(%)	99.99	99.99	99.99	99.99	99.98	99.97	99.97	99.97	99.97	—
	(Confidence Interval)	(-0.0/+0.0)	(-0.0/+0.0)	(-0.0/+0.0)	(-0.0/+0.0)	(-0.0/+0.0)	(-0.0/+0.0)	(-0.0/+0.0)	(-0.0/+0.0)	@ 97 mo. (-0.0/+0.0)	
	Effective Sample Size	52722	46895	41623	36672	30665	17774	7395	572	279	—

ALTRUA 60 DR EL

Model S606

U.S. Survival Probability	Worldwide Malfunction Details	Product Advisories
---------------------------	-------------------------------	--------------------

ALTRUA 60 DR EL
Model S606

Worldwide Distribution: 90,000
Worldwide Confirmed Malfunctions: 13

	Without Compromised Therapy	With Compromised Therapy	Total
Electrical	4	-	4
²⁰ Capacitor	3	-	
²³ Integrated circuit	1	-	
Mechanical	-	1	1
⁵⁸ Difficulty securing lead	-	1	
Software	-	-	0
Other	6	2	8
Non-patterned	1	-	
³⁷ Battery depletion	-	2	
⁶⁷ Battery status	5	-	
WW Confirmed Malfunctions	10	3	13

[More details](#) about malfunctions

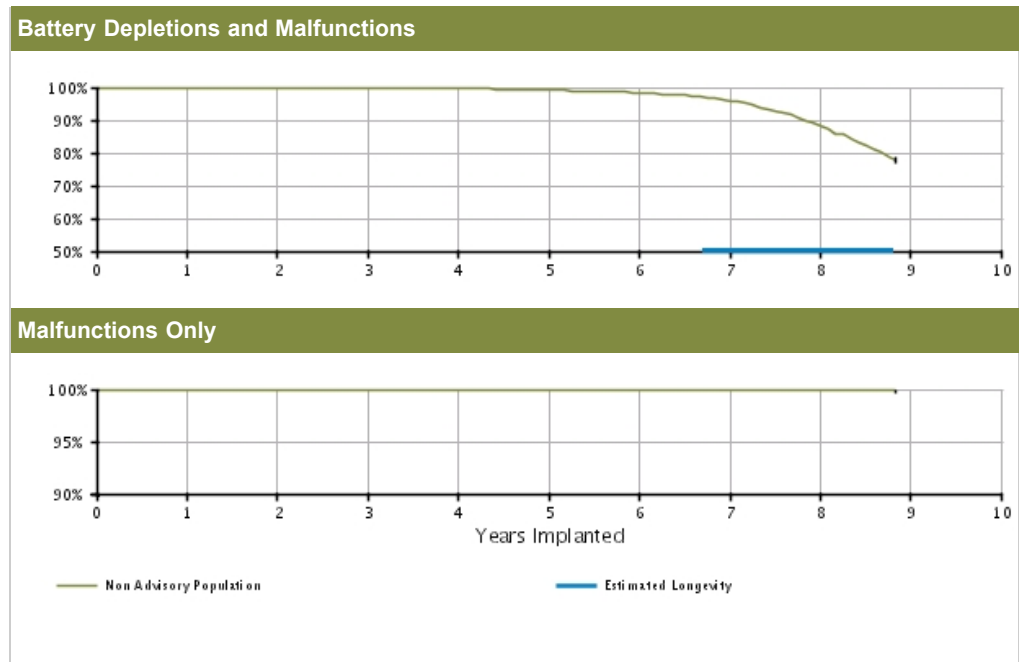
[References](#) cited in table above

ALTRUA 60 SR

Model S601

U.S. Survival Probability	Worldwide Malfunction Details	Product Advisories
---------------------------	-------------------------------	--------------------

U.S. Summary	
U.S. Registered Implants: 32,000	U.S. Normal Battery Depletions: 832
U.S. Approval Date: April 2008	U.S. Unconfirmed Reports of Premature Battery Depletion : 4
U.S. Estimated Active Implants: 15,000	U.S. Malfunctions:9
	Without Compromised Therapy:7
	With Compromised Therapy:2




U.S. Survival Probability											
	Year	1	2	3	4	5	6	7	8	9	10
Non Advisory Population	Depletions and Malfunctions(%) (Confidence Interval)	99.95 (-0.0/+0.0)	99.89 (-0.0/+0.0)	99.80 (-0.1/+0.0)	99.61 (-0.1/+0.1)	99.16 (-0.1/+0.1)	98.35 (-0.2/+0.2)	95.94 (-0.4/+0.4)	88.06 (-1.0/+1.0)	77.78 @ 106 mo. (-2.4/+2.2)	-
Registered Implants: 32000	Malfunctions Only(%) (Confidence Interval)	100.00 (-0.0/+0.0)	100.00 (-0.0/+0.0)	99.99 (-0.0/+0.0)	99.99 (-0.0/+0.0)	99.98 (-0.0/+0.0)	99.98 (-0.0/+0.0)	99.95 (-0.1/+0.0)	99.87 (-0.2/+0.1)	99.87 @ 106 mo. (-0.2/+0.1)	-
	Effective Sample Size	26737	23551	20919	18387	15376	10029	5672	2076	263	-

ALTRUA 60 SR

Model S601

U.S. Survival Probability	Worldwide Malfunction Details	Product Advisories
---------------------------	-------------------------------	--------------------

ALTRUA 60 SR Model S601 			
Worldwide Distribution: 68,000			
Worldwide Confirmed Malfunctions: 19			
	Without Compromised Therapy	With Compromised Therapy	Total
Electrical	1	4	5
²⁰ Capacitor	1	2	
⁴⁶ Integrated circuit	-	2	
Mechanical	-	-	0
Software	-	-	0
Other	11	3	14
Non-patterned	1	2	
³⁷ Battery depletion	-	1	
⁶⁷ Battery status	10	-	
WW Confirmed Malfunctions	12	7	19

[More details](#) about malfunctions

[References](#) cited in table above

ALTRUA 50 DR (Downsize)

Model S502

U.S. Survival Probability	Worldwide Malfunction Details	Product Advisories
---------------------------	-------------------------------	--------------------

ALTRUA 50 DR (Downsize) Model S502			
Worldwide Distribution: 48,000			
Worldwide Confirmed Malfunctions: 24			
	Without Compromised Therapy	With Compromised Therapy	Total
Electrical	3	1	4
²⁰ Capacitor	2	1	
⁴⁶ Integrated circuit	1	-	
Mechanical	-	1	1
⁵⁸ Difficulty securing lead	-	1	
Software	-	-	0
Other	19	-	19
Non-patterned	1	-	
³⁷ Battery depletion	2	-	
⁶⁷ Battery status	16	-	
WW Confirmed Malfunctions	22	2	24


[More details](#) about malfunctions

[References](#) cited in table above

ALTRUA 50 SR

Model S501

U.S. Survival Probability	Worldwide Malfunction Details	Product Advisories
---------------------------	-------------------------------	--------------------

ALTRUA 50 SR Model S501			
Worldwide Distribution: 25,000			
Worldwide Confirmed Malfunctions: 9			
	Without Compromised Therapy	With Compromised Therapy	Total
Electrical	1	4	5
²⁰ Capacitor	1	4	
Mechanical	-	-	0
Software	-	-	0
Other	1	3	4
Non-patterned	-	1	
³⁷ Battery depletion	-	2	
⁶⁷ Battery status	1	-	
WW Confirmed Malfunctions	2	7	9


[More details](#) about malfunctions

[References](#) cited in table above

ALTRUA 50 DDD (Downsize)

Model S503

U.S. Survival Probability	Worldwide Malfunction Details	Product Advisories
----------------------------------	--------------------------------------	---------------------------

ALTRUA 50 DDD (Downsize) Model S503 			
Worldwide Distribution: 12,000			
Worldwide Confirmed Malfunctions: 9			
	Without Compromised Therapy	With Compromised Therapy	Total
Electrical	-	-	0
Mechanical	-	-	0
Software	-	-	0
Other	6	3	9
Non-patterned	-	-	
³⁷ Battery depletion	-	3	
⁶⁷ Battery status	6	-	
WW Confirmed Malfunctions	6	3	9

[More details](#) about malfunctions

[References](#) cited in table above

ALTRUA 50 VDD (Downsize)

Model S504

U.S. Survival Probability	Worldwide Malfunction Details	Product Advisories
---------------------------	-------------------------------	--------------------

ALTRUA 50 VDD (Downsize)
Model S504

Worldwide Distribution: 6,000
Worldwide Confirmed Malfunctions: 2

	Without Compromised Therapy	With Compromised Therapy	Total
Electrical	-	-	0
Mechanical	-	-	0
Software	-	-	0
Other	2	-	2
Non-patterned	-	-	
⁶⁷ Battery status	2	-	
WW Confirmed Malfunctions	2	0	2


[More details](#) about malfunctions

[References](#) cited in table above

ALTRUA 50 SSI

Model S508

U.S. Survival Probability	Worldwide Malfunction Details	Product Advisories
---------------------------	-------------------------------	--------------------

ALTRUA 50 SSI Model S508 			
Worldwide Distribution: 6,000			
Worldwide Confirmed Malfunctions: 4			
	Without Compromised Therapy	With Compromised Therapy	Total
Electrical	-	-	0
Mechanical	-	-	0
Software	-	-	0
Other	3	1	4
Non-patterned	-	-	
³⁷ Battery depletion	-	1	
⁶⁷ Battery status	3	-	
WW Confirmed Malfunctions	3	1	4

[More details](#) about malfunctions

[References](#) cited in table above

CRM PRODUCT PERFORMANCE REPORT Q3 2017

ALTRUA 40 DR

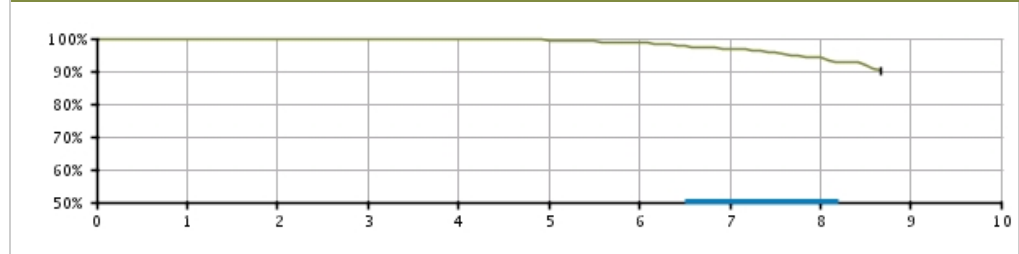
Model S402

U.S. Survival Probability	Worldwide Malfunction Details	Product Advisories
---------------------------	-------------------------------	--------------------

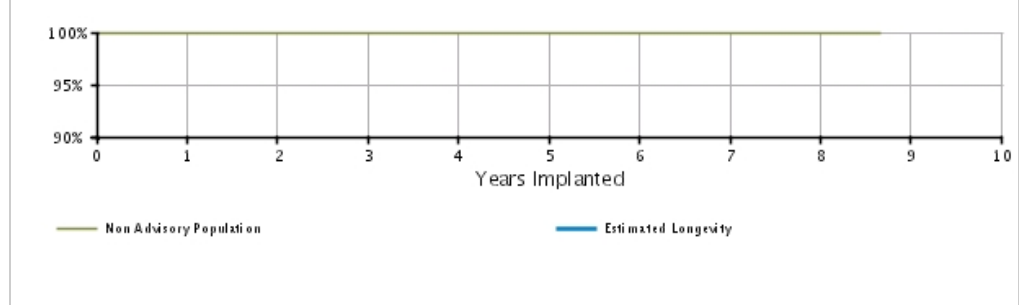
U.S. Summary

U.S. Registered Implants: 2,000	U.S. Normal Battery Depletions: 68
U.S. Approval Date: April 2008	U.S. Unconfirmed Reports of Premature Battery Depletion : 1
U.S. Estimated Active Implants: 1,000	U.S. Malfunctions:0
	Without Compromised Therapy:0
	With Compromised Therapy:0

Battery Depletions and Malfunctions



Malfunctions Only



U.S. Survival Probability

	Year	1	2	3	4	5	6	7	8	9	10
Non Advisory Population	Depletions and Malfunctions(%) (Confidence Interval)	99.93 (-0.4/+0.1)	99.93 (-0.4/+0.1)	99.93 (-0.4/+0.1)	99.66 (-0.6/+0.2)	99.45 (-0.7/+0.3)	98.66 (-1.0/+0.6)	96.78 (-1.4/+1.0)	94.04 (-1.9/+1.5)	90.18 @ 104 mo. (-2.8/+2.3)	-
Registered Implants: 2000	Malfunctions Only(%) (Confidence Interval)	100.00 (-0.0/+0.0)	100.00 (-0.0/+0.0)	100.00 (-0.0/+0.0)	100.00 (-0.0/+0.0)	100.00 (-0.0/+0.0)	100.00 (-0.0/+0.0)	100.00 (-0.0/+0.0)	100.00 (-0.0/+0.0)	100.00 @ 104 mo. (-0.0/+0.0)	-
	Effective Sample Size	1517	1346	1194	1064	945	835	728	607	232	-

ALTRUA 40 DR

Model S402

U.S. Survival Probability	Worldwide Malfunction Details	Product Advisories
---------------------------	-------------------------------	--------------------

ALTRUA 40 DR Model S402			
Worldwide Distribution: 3,000			
Worldwide Confirmed Malfunctions: 1			
	Without Compromised Therapy	With Compromised Therapy	Total
Electrical	-	-	0
Mechanical	-	-	0
Software	-	-	0
Other	-	1	1
Non-patterned	-	-	
³⁷ Battery depletion	-	1	
WW Confirmed Malfunctions	0	1	1

[More details](#) about malfunctions

[References](#) cited in table above

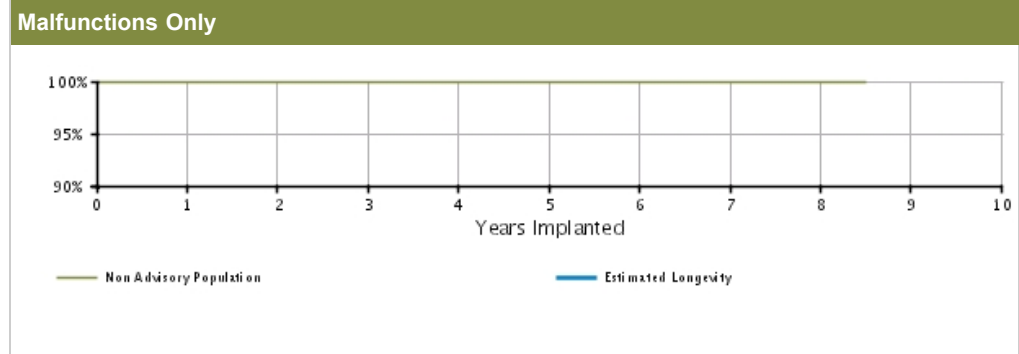
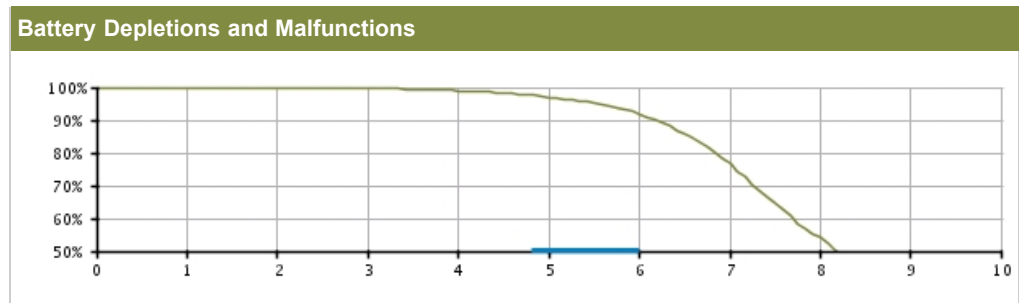
CRM PRODUCT PERFORMANCE REPORT Q3 2017

ALTRUA 40 DR (downsize)

Model S403

U.S. Survival Probability	Worldwide Malfunction Details	Product Advisories
---------------------------	-------------------------------	--------------------

U.S. Summary	
U.S. Registered Implants: 14,000	U.S. Normal Battery Depletions: 1,720
U.S. Approval Date: April 2008	U.S. Unconfirmed Reports of Premature Battery Depletion : 4
U.S. Estimated Active Implants: 7,000	U.S. Malfunctions:3
	Without Compromised Therapy:3
	With Compromised Therapy:0



U.S. Survival Probability											
	Year	1	2	3	4	5	6	7	8	9	10
Non Advisory Population	Depletions and Malfunctions(%) (Confidence Interval)	99.98 (-0.0/+0.0)	99.91 (-0.1/+0.0)	99.69 (-0.1/+0.1)	98.95 (-0.2/+0.2)	96.95 (-0.4/+0.3)	91.86 (-0.7/+0.6)	76.73 (-1.3/+1.2)	54.06 (-2.1/+2.1)	43.26 @ 102 mo. (-2.8/+2.8)	-
Registered Implants: 14000	Malfunctions Only(%) (Confidence Interval)	99.99 (-0.0/+0.0)	99.99 (-0.0/+0.0)	99.99 (-0.0/+0.0)	99.98 (-0.1/+0.0)	99.97 (-0.1/+0.0)	99.97 (-0.1/+0.0)	99.97 (-0.1/+0.0)	99.97 (-0.1/+0.0)	99.97 @ 102 mo. (-0.1/+0.0)	-
	Effective Sample Size	12513	11156	9912	8773	7573	4941	2329	643	218	-

ALTRUA 40 DR (downsize)

Model S403

U.S. Survival Probability	Worldwide Malfunction Details	Product Advisories
---------------------------	-------------------------------	--------------------

ALTRUA 40 DR (downsize)
Model S403

Worldwide Distribution: 22,000
Worldwide Confirmed Malfunctions: 4

	Without Compromised Therapy	With Compromised Therapy	Total
Electrical	-	-	0
Mechanical	2	-	2
⁵⁷ Seal plug	1	-	
⁵⁸ Difficulty securing lead	1	-	
Software	-	-	0
Other	2	-	2
Non-patterned	-	-	
⁶⁷ Battery status	2	-	
WW Confirmed Malfunctions	4	0	4

[More details](#) about malfunctions

[References](#) cited in table above

CRM PRODUCT PERFORMANCE REPORT Q3 2017

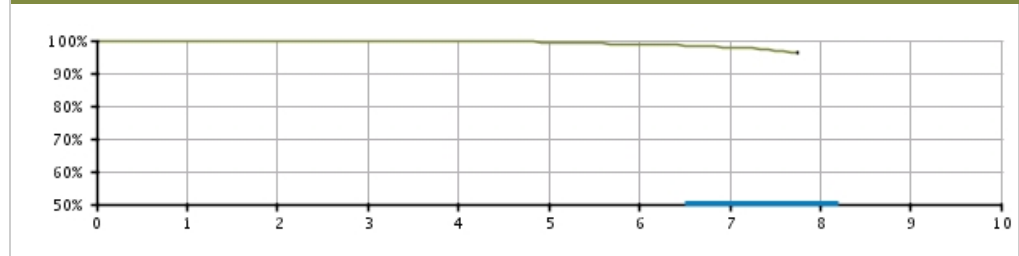
ALTRUA 40 DR EL

Model S404

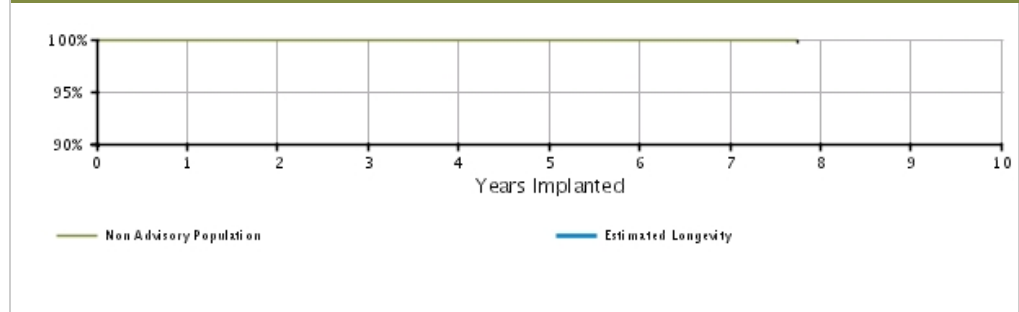
U.S. Survival Probability	Worldwide Malfunction Details	Product Advisories
---------------------------	-------------------------------	--------------------

U.S. Summary	
U.S. Registered Implants: 5,000	U.S. Normal Battery Depletions: 53
U.S. Approval Date: April 2008	U.S. Unconfirmed Reports of Premature Battery Depletion : 1
U.S. Estimated Active Implants: 3,000	U.S. Malfunctions:1
	Without Compromised Therapy:1
	With Compromised Therapy:0

Battery Depletions and Malfunctions



Malfunctions Only




U.S. Survival Probability		Year	1	2	3	4	5	6	7	8	9	10
Non Advisory Population	Depletions and Malfunctions(%) (Confidence Interval)	100.00 (-0.0/+0.0)	99.97 (-0.2/+0.0)	99.92 (-0.2/+0.1)	99.68 (-0.3/+0.1)	99.40 (-0.3/+0.2)	98.68 (-0.5/+0.4)	97.94 (-0.8/+0.6)	96.27 @ 93 mo. (-1.5/+1.1)	-	-	-
	Malfunctions Only(%) (Confidence Interval)	100.00 (-0.0/+0.0)	100.00 (-0.0/+0.0)	100.00 (-0.0/+0.0)	100.00 (-0.0/+0.0)	100.00 (-0.0/+0.0)	99.96 (-0.3/+0.0)	99.96 (-0.3/+0.0)	99.96 @ 93 mo. (-0.3/+0.0)	-	-	-
Registered Implants: 5000	Effective Sample Size	4474	3985	3561	3157	2752	1734	906	242	-	-	-

ALTRUA 40 DR EL

Model S404

U.S. Survival Probability	Worldwide Malfunction Details	Product Advisories
---------------------------	-------------------------------	--------------------

ALTRUA 40 DR EL Model S404 			
Worldwide Distribution: 11,000			
Worldwide Confirmed Malfunctions: 2			
	Without Compromised Therapy	With Compromised Therapy	Total
Electrical	1	-	1
²⁰ Capacitor	1	-	
Mechanical	-	-	0
Software	-	-	0
Other	1	-	1
Non-patterned	-	-	
⁶⁷ Battery status	1	-	
WW Confirmed Malfunctions	2	0	2

[More details](#) about malfunctions

[References](#) cited in table above

ALTRUA 40 SR

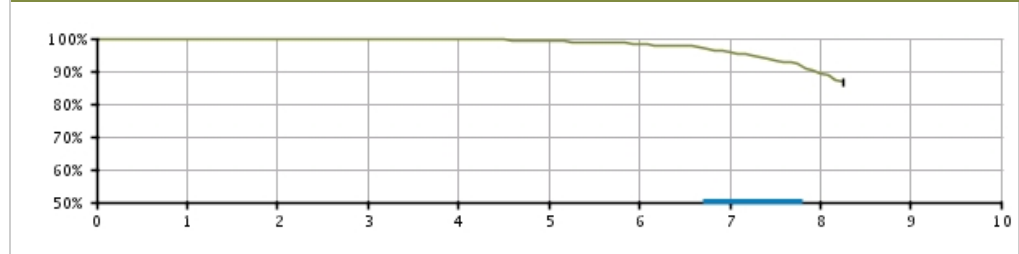
Model S401

U.S. Survival Probability	Worldwide Malfunction Details	Product Advisories
---------------------------	-------------------------------	--------------------

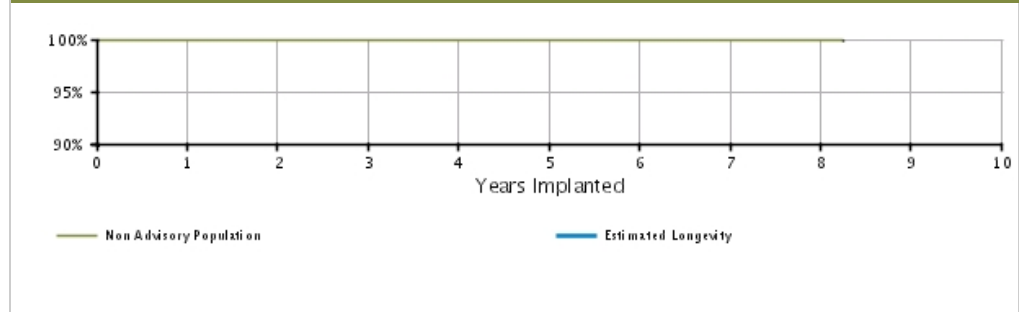
U.S. Summary

U.S. Registered Implants: 5,000	U.S. Normal Battery Depletions: 114
U.S. Approval Date: April 2008	U.S. Unconfirmed Reports of Premature Battery Depletion : 0
U.S. Estimated Active Implants: 2,000	U.S. Malfunctions:2
	Without Compromised Therapy:2
	With Compromised Therapy:0

Battery Depletions and Malfunctions



Malfunctions Only




U.S. Survival Probability

	Year	1	2	3	4	5	6	7	8	9	10
Non Advisory Population	Depletions and Malfunctions(%)	99.91	99.91	99.88	99.66	99.30	98.27	95.84	89.12	86.64	—
	(Confidence Interval)	(-0.2/+0.1)	(-0.2/+0.1)	(-0.2/+0.1)	(-0.3/+0.2)	(-0.4/+0.2)	(-0.6/+0.5)	(-1.2/+0.9)	(-2.6/+2.2)	@ 99 mo. (-3.2/+2.7)	
Registered Implants: 5000	Malfunctions Only(%)	99.98	99.98	99.98	99.94	99.94	99.94	99.94	99.94	99.94	—
	(Confidence Interval)	(-0.2/+0.0)	(-0.2/+0.0)	(-0.2/+0.0)	(-0.2/+0.0)	(-0.2/+0.0)	(-0.2/+0.0)	(-0.2/+0.0)	(-0.2/+0.0)	(-0.2/+0.0)	@ 99 mo. (-0.2/+0.0)
	Effective Sample Size	3952	3459	3034	2693	2338	1570	858	336	209	—

ALTRUA 40 SR

Model S401

U.S. Survival Probability	Worldwide Malfunction Details	Product Advisories
---------------------------	-------------------------------	--------------------

ALTRUA 40 SR Model S401			
Worldwide Distribution: 9,000			
Worldwide Confirmed Malfunctions: 3			
	Without Compromised Therapy	With Compromised Therapy	Total
Electrical	2	1	3
²⁰ Capacitor	2	-	
⁴⁶ Integrated circuit	-	1	
Mechanical	-	-	0
Software	-	-	0
Other	-	-	0
Non-patterned	-	-	
WW Confirmed Malfunctions	2	1	3

[More details](#) about malfunctions

[References](#) cited in table above

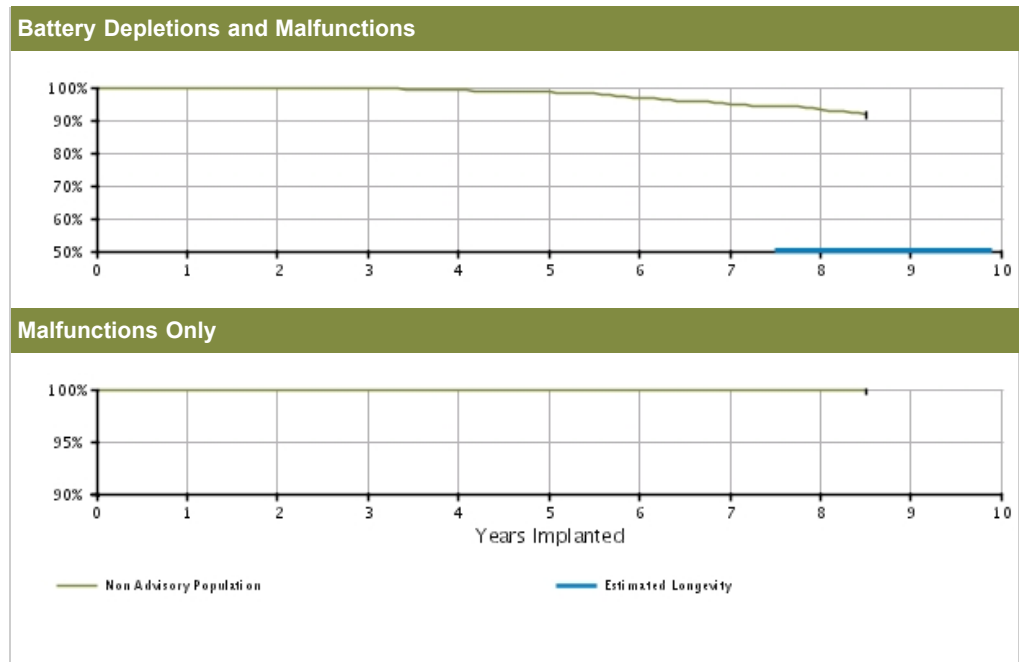
CRM PRODUCT PERFORMANCE REPORT Q3 2017

ALTRUA 20 DR

Models S202/S205

U.S. Survival Probability	Worldwide Malfunction Details	Product Advisories
---------------------------	-------------------------------	--------------------

U.S. Summary	
U.S. Registered Implants: 2,000	U.S. Normal Battery Depletions: 56
U.S. Approval Date: April 2008	U.S. Unconfirmed Reports of Premature Battery Depletion : 0
U.S. Estimated Active Implants: 1,000	U.S. Malfunctions:1
	Without Compromised Therapy:1
	With Compromised Therapy:0



U.S. Survival Probability		Year	1	2	3	4	5	6	7	8	9	10
Non Advisory Population	Depletions and Malfunctions(%)	100.00	99.93	99.68	99.22	98.59	96.78	94.77	93.21	91.70	—	—
	(Confidence Interval)	(-0.0/+0.0)	(-0.4/+0.1)	(-0.5/+0.2)	(-0.7/+0.4)	(-0.9/+0.6)	(-1.4/+1.0)	(-1.8/+1.4)	(-2.1/+1.7)	@ 102 mo. (-2.6/+2.0)		
Registered Implants: 2000	Malfunctions Only(%)	100.00	100.00	100.00	99.91	99.91	99.91	99.91	99.91	99.91	99.91	—
	(Confidence Interval)	(-0.0/+0.0)	(-0.0/+0.0)	(-0.0/+0.0)	(-0.5/+0.1)	(-0.5/+0.1)	(-0.5/+0.1)	(-0.5/+0.1)	(-0.5/+0.1)	(-0.5/+0.1)	@ 102 mo. (-0.5/+0.1)	
	Effective Sample Size	1541	1350	1161	996	854	705	561	441	211	—	—

ALTRUA 20 DR

Models S202/S205

U.S. Survival Probability	Worldwide Malfunction Details	Product Advisories
---------------------------	-------------------------------	--------------------

ALTRUA 20 DR
Models S202/S205

Worldwide Distribution: 3,000
Worldwide Confirmed Malfunctions: 1

	Without Compromised Therapy	With Compromised Therapy	Total
Electrical	-	-	0
Mechanical	-	-	0
Software	-	-	0
Other	1	-	1
Non-patterned	-	-	
⁶² Magnet rate	1	-	
WW Confirmed Malfunctions	1	0	1

[More details](#) about malfunctions

[References](#) cited in table above

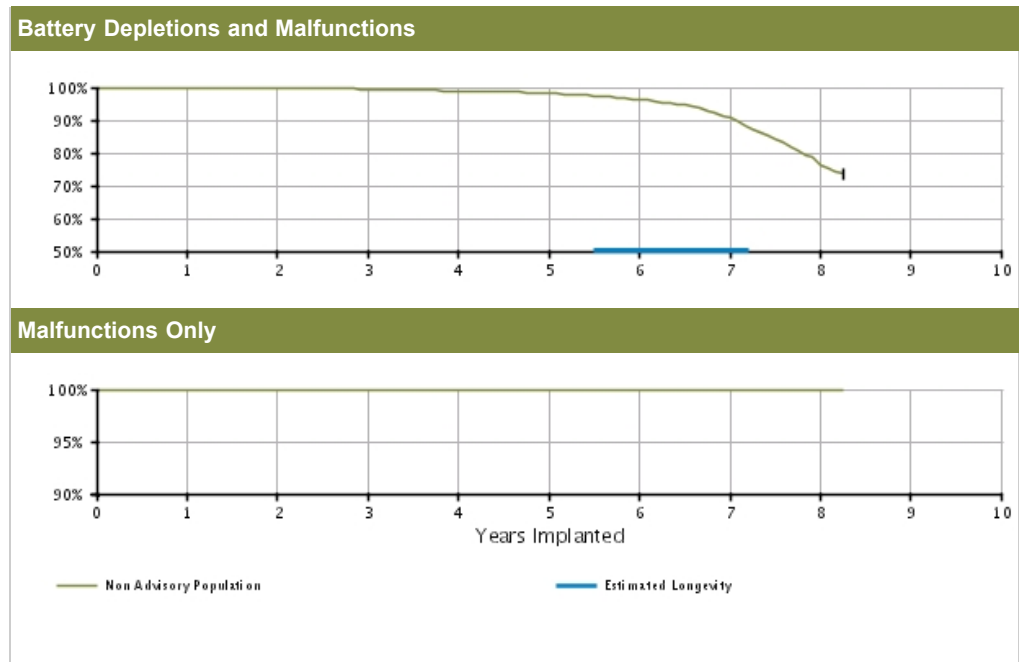
CRM PRODUCT PERFORMANCE REPORT Q3 2017

ALTRUA 20 DR (downsize)

Model S203

U.S. Survival Probability	Worldwide Malfunction Details	Product Advisories
---------------------------	-------------------------------	--------------------

U.S. Summary	
U.S. Registered Implants: 5,000	U.S. Normal Battery Depletions: 303
U.S. Approval Date: April 2008	U.S. Unconfirmed Reports of Premature Battery Depletion : 3
U.S. Estimated Active Implants: 2,000	U.S. Malfunctions:0
	Without Compromised Therapy:0
	With Compromised Therapy:0



U.S. Survival Probability											
	Year	1	2	3	4	5	6	7	8	9	10
Non Advisory Population	Depletions and Malfunctions(%) (Confidence Interval)	99.98 (-0.1/+0.0)	99.83 (-0.2/+0.1)	99.42 (-0.3/+0.2)	98.87 (-0.4/+0.3)	98.17 (-0.5/+0.4)	96.25 (-0.8/+0.7)	90.64 (-1.5/+1.3)	76.27 (-3.1/+2.8)	73.70 @ 99 mo. (-3.4/+3.2)	-
	Registered Implants: 5000										
	Malfunctions Only(%) (Confidence Interval)	100.00 (-0.0/+0.0)	100.00 (-0.0/+0.0)	100.00 (-0.0/+0.0)	100.00 (-0.0/+0.0)	100.00 (-0.0/+0.0)	100.00 (-0.0/+0.0)	100.00 (-0.0/+0.0)	100.00 (-0.0/+0.0)	100.00 @ 99 mo. (-0.0/+0.0)	-
	Effective Sample Size	4402	3889	3455	3062	2659	1851	1027	342	223	-

ALTRUA 20 DR (downsize)

Model S203

U.S. Survival Probability	Worldwide Malfunction Details	Product Advisories
---------------------------	-------------------------------	--------------------

ALTRUA 20 DR (downsize)
Model S203

Worldwide Distribution: 16,000
Worldwide Confirmed Malfunctions: 3

	Without Compromised Therapy	With Compromised Therapy	Total
Electrical	2	-	2
²⁰ Capacitor	2	-	
Mechanical	-	-	0
Software	-	-	0
Other	-	1	1
Non-patterned	-	-	
³⁷ Battery depletion	-	1	
WW Confirmed Malfunctions	2	1	3

[More details](#) about malfunctions

[References](#) cited in table above

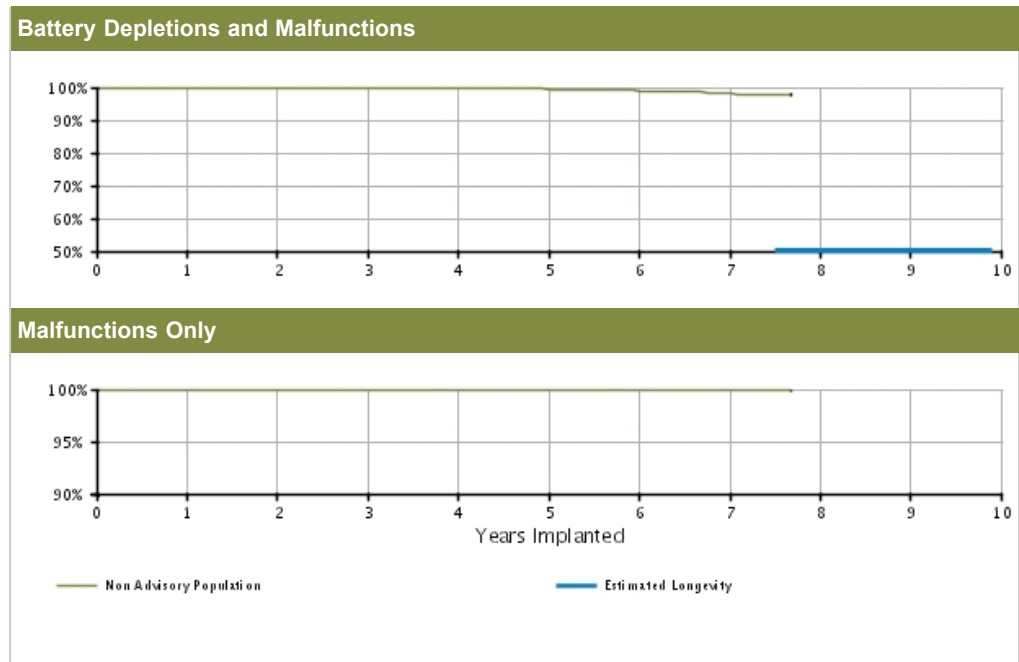
CRM PRODUCT PERFORMANCE REPORT Q3 2017

ALTRUA 20 DR EL

Model S208

U.S. Survival Probability	Worldwide Malfunction Details	Product Advisories
---------------------------	-------------------------------	--------------------

U.S. Summary	
U.S. Registered Implants: 3,000	U.S. Normal Battery Depletions: 25
U.S. Approval Date: April 2008	U.S. Unconfirmed Reports of Premature Battery Depletion : 0
U.S. Estimated Active Implants: 2,000	U.S. Malfunctions:1
	Without Compromised Therapy:0
	With Compromised Therapy:1




U.S. Survival Probability		Year	1	2	3	4	5	6	7	8	9	10
Non Advisory Population	Depletions and Malfunctions(%) (Confidence Interval)	99.93 (-0.2/+0.0)	99.86 (-0.2/+0.1)	99.77 (-0.3/+0.1)	99.62 (-0.3/+0.2)	99.46 (-0.4/+0.2)	98.99 (-0.6/+0.4)	98.18 (-1.0/+0.7)	97.72 @ 92 mo. (-1.3/+0.8)	-	-	-
	Malfunctions Only(%) (Confidence Interval)	99.97 (-0.2/+0.0)	99.97 (-0.2/+0.0)	99.97 (-0.2/+0.0)	99.97 (-0.2/+0.0)	99.97 (-0.2/+0.0)	99.97 (-0.2/+0.0)	99.97 (-0.2/+0.0)	99.97 (-0.2/+0.0)	99.97 @ 92 mo. (-0.2/+0.0)	-	-
Registered Implants: 3000	Effective Sample Size	2772	2467	2189	1954	1682	1078	516	208	-	-	-

ALTRUA 20 DR EL

Model S208

U.S. Survival Probability	Worldwide Malfunction Details	Product Advisories
----------------------------------	--------------------------------------	---------------------------

ALTRUA 20 DR EL
Model S208



Worldwide Distribution: 11,000
Worldwide Confirmed Malfunctions: 3

	Without Compromised Therapy	With Compromised Therapy	Total
Electrical	-	2	2
²⁰ Capacitor	-	2	
Mechanical	-	-	0
Software	-	-	0
Other	-	1	1
Non-patterned	-	1	
WW Confirmed Malfunctions	0	3	3

[More details](#) about malfunctions

[References](#) cited in table above

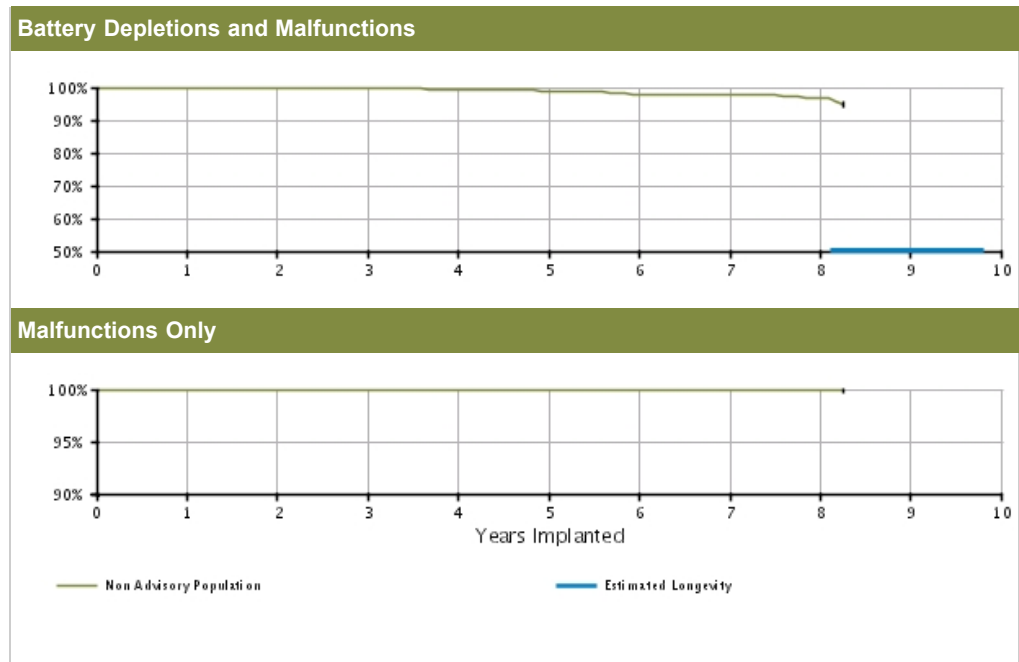
CRM PRODUCT PERFORMANCE REPORT Q3 2017

ALTRUA 20 SR

Models S201/S204

U.S. Survival Probability	Worldwide Malfunction Details	Product Advisories
---------------------------	-------------------------------	--------------------

U.S. Summary	
U.S. Registered Implants: 5,000	U.S. Normal Battery Depletions: 55
U.S. Approval Date: April 2008	U.S. Unconfirmed Reports of Premature Battery Depletion : 1
U.S. Estimated Active Implants: 2,000	U.S. Malfunctions:2
	Without Compromised Therapy:2
	With Compromised Therapy:0



U.S. Survival Probability											
	Year	1	2	3	4	5	6	7	8	9	10
Non Advisory Population	Depletions and Malfunctions(%) (Confidence Interval)	99.95 (-0.2/+0.0)	99.89 (-0.2/+0.1)	99.67 (-0.3/+0.2)	99.34 (-0.4/+0.2)	98.75 (-0.5/+0.4)	97.82 (-0.8/+0.6)	97.51 (-0.9/+0.6)	96.54 (-1.4/+1.0)	94.78 @ 99 mo. (-2.5/+1.7)	-
Registered Implants: 5000	Malfunctions Only(%) (Confidence Interval)	100.00 (-0.0/+0.0)	100.00 (-0.0/+0.0)	100.00 (-0.0/+0.0)	100.00 (-0.0/+0.0)	100.00 (-0.0/+0.0)	99.94 (-0.4/+0.1)	99.94 (-0.4/+0.1)	99.94 (-0.4/+0.1)	99.94 @ 99 mo. (-0.4/+0.1)	-
	Effective Sample Size	3611	3066	2611	2268	1895	1269	740	297	205	-

ALTRUA 20 SR

Models S201/S204

U.S. Survival Probability	Worldwide Malfunction Details	Product Advisories
---------------------------	-------------------------------	--------------------

ALTRUA 20 SR Models S201/S204			
Worldwide Distribution: 24,000			
Worldwide Confirmed Malfunctions: 4			
	Without Compromised Therapy	With Compromised Therapy	Total
Electrical	1	-	1
²⁰ Capacitor	1	-	
Mechanical	-	-	0
Software	-	-	0
Other	2	1	3
Non-patterned	-	1	
⁶⁷ Battery status	2	-	
WW Confirmed Malfunctions	3	1	4

[More details](#) about malfunctions


[References](#) cited in table above

ALTRUA 20 SSI

Model S206

U.S. Survival Probability	Worldwide Malfunction Details	Product Advisories
----------------------------------	--------------------------------------	---------------------------

ALTRUA 20 SSI
Model S206



Worldwide Distribution: 8,000
Worldwide Confirmed Malfunctions: 0

	Without Compromised Therapy	With Compromised Therapy	Total
Electrical	-	-	0
Mechanical	-	-	0
Software	-	-	0
Other	-	-	0
Non-patterned	-	-	
WW Confirmed Malfunctions	0	0	0


[More details](#) about malfunctions

[References](#) cited in table above

ALTRUA 20 DDD

Model S207

U.S. Survival Probability	Worldwide Malfunction Details	Product Advisories
----------------------------------	--------------------------------------	---------------------------

ALTRUA 20 DDD
Model S207


Worldwide Distribution: 1,000
Worldwide Confirmed Malfunctions: 0

	Without Compromised Therapy	With Compromised Therapy	Total
Electrical	-	-	0
Mechanical	-	-	0
Software	-	-	0
Other	-	-	0
Non-patterned	-	-	
WW Confirmed Malfunctions	0	0	0

[More details](#) about malfunctions

[References](#) cited in table above

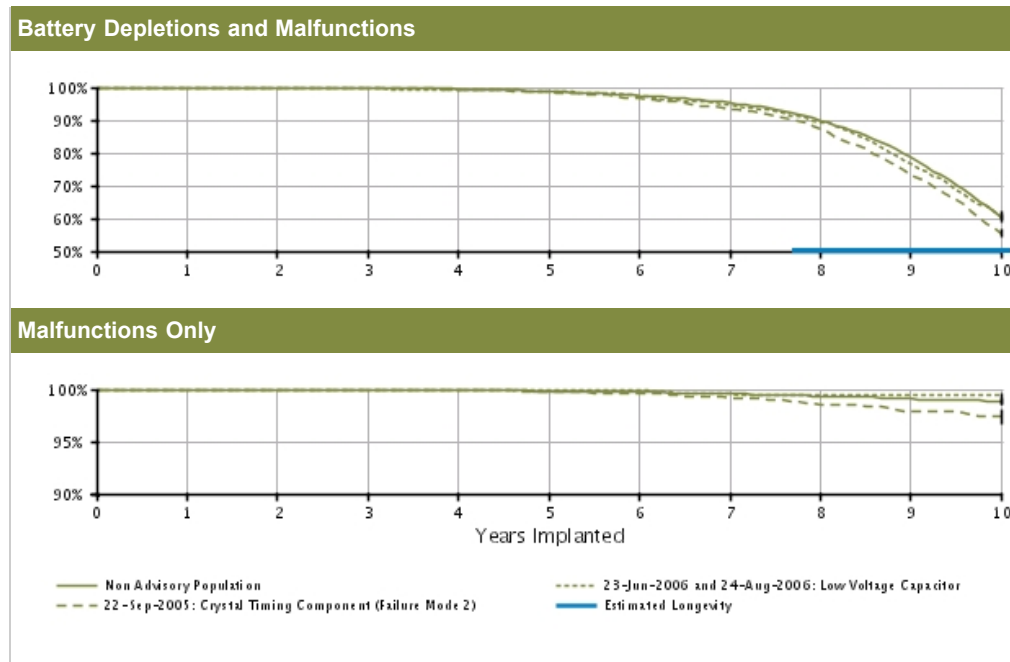
CRM PRODUCT PERFORMANCE REPORT Q3 2017

INSIGNIA Ultra DR

Model 1291

U.S. Survival Probability	Worldwide Malfunction Details	Product Advisories
---------------------------	-------------------------------	--------------------

U.S. Summary	
U.S. Registered Implants: 32,000	U.S. Normal Battery Depletions: 5,301
U.S. Approval Date: November 2003	U.S. Unconfirmed Reports of Premature Battery Depletion : 23
U.S. Estimated Active Implants: 10,000	U.S. Malfunctions:183
	Without Compromised Therapy:170
	With Compromised Therapy:13



U.S. Survival Probability		Year	1	2	3	4	5	6	7	8	9	10
Non Advisory Population Registered Implants: 24000	Depletions and Malfunctions(%) (Confidence Interval)	99.98 (-0.0/+0.0)	99.94 (-0.0/+0.0)	99.83 (-0.1/+0.0)	99.50 (-0.1/+0.1)	98.71 (-0.2/+0.2)	97.43 (-0.3/+0.3)	95.30 (-0.4/+0.4)	89.76 (-0.6/+0.6)	78.62 (-0.9/+0.8)	60.50 (-1.3/+1.3)	
	Malfunctions Only(%) (Confidence Interval)	99.99 (-0.0/+0.0)	99.97 (-0.0/+0.0)	99.95 (-0.0/+0.0)	99.92 (-0.1/+0.0)	99.82 (-0.1/+0.1)	99.73 (-0.1/+0.1)	99.56 (-0.1/+0.1)	99.36 (-0.2/+0.1)	99.08 (-0.2/+0.2)	98.87 (-0.3/+0.2)	
	Effective Sample Size	21001	18656	16557	14647	12903	11295	9791	8150	6076	1885	
23-Jun-06 and 24-Aug-06 Low Voltage Capacitor* Registered Implants: 2000	Depletions and Malfunctions(%) (Confidence Interval)	99.90 (-0.3/+0.1)	99.79 (-0.3/+0.1)	99.59 (-0.5/+0.2)	99.30 (-0.6/+0.3)	98.80 (-0.7/+0.5)	97.47 (-1.1/+0.8)	94.62 (-1.5/+1.2)	89.39 (-2.2/+1.8)	76.96 (-3.1/+2.8)	60.40 (-3.7/+3.6)	
	Malfunctions Only(%) (Confidence Interval)	99.95 (-0.3/+0.0)	99.95 (-0.3/+0.0)	99.95 (-0.3/+0.0)	99.95 (-0.3/+0.0)	99.95 (-0.3/+0.0)	99.95 (-0.3/+0.0)	99.63 (-0.6/+0.2)	99.38 (-0.8/+0.3)	99.38 (-0.8/+0.3)	99.38 (-0.8/+0.3)	
	Effective Sample Size	1877	1658	1459	1286	1131	984	843	692	519	350	
22-Sep-05 Crystal Timing Component (Failure Mode 2)* Registered Implants: 6000	Depletions and Malfunctions(%) (Confidence Interval)	99.98 (-0.1/+0.0)	99.91 (-0.1/+0.1)	99.76 (-0.2/+0.1)	99.35 (-0.3/+0.2)	98.51 (-0.4/+0.3)	96.58 (-0.7/+0.6)	93.41 (-0.9/+0.8)	87.17 (-1.3/+1.2)	73.47 (-1.8/+1.7)	55.50 (-2.1/+2.1)	
	Malfunctions Only(%) (Confidence Interval)	99.98 (-0.1/+0.0)	99.91 (-0.1/+0.1)	99.76 (-0.2/+0.1)	99.35 (-0.3/+0.2)	98.51 (-0.4/+0.3)	96.58 (-0.7/+0.6)	93.41 (-0.9/+0.8)	87.17 (-1.3/+1.2)	73.47 (-1.8/+1.7)	55.50 (-2.1/+2.1)	
	Effective Sample Size	6000	6000	6000	6000	6000	6000	6000	6000	6000	6000	

Malfunctions Only(%) (Confidence Interval)	100.00 (-0.0/+0.0)	99.98 (-0.1/+0.0)	99.96 (-0.1/+0.0)	99.89 (-0.2/+0.1)	99.78 (-0.2/+0.1)	99.62 (-0.3/+0.2)	99.15 (-0.4/+0.3)	98.58 (-0.5/+0.4)	97.95 (-0.7/+0.5)	97.38 (-0.8/+0.6)
Effective Sample Size	5702	5046	4467	3938	3451	2978	2553	2094	1550	994


*Devices subject to an advisory. Refer to the Advisories for more details. Devices may be part of more than one advisory.

Data are representative of Boston Scientific INSIGNIA Ultra and Intermedics NEXUS Ultra device performance.

INSIGNIA Ultra DR

Model 1291

U.S. Survival Probability	Worldwide Malfunction Details	Product Advisories
----------------------------------	--------------------------------------	---------------------------

INSIGNIA Ultra DR Model 1291 			
Worldwide Distribution: 51,000			
Worldwide Confirmed Malfunctions: 231			
	Without Compromised Therapy	With Compromised Therapy	Total
Electrical	7	5	12
⁸ Low-voltage capacitor (Advisory issued)	-	2	
¹⁷ Capacitor	1	-	
²⁰ Capacitor	4	2	
⁴⁶ Integrated circuit	2	1	
Mechanical	8	5	13
²⁶ Seal plug	5	4	
²⁷ Header	2	1	
⁴⁸ Setscrew	1	-	
Software	4	-	4
⁵¹ Underestimation of battery status	3	-	
⁵³ Pacing rate limit	1	-	
Other	194	8	202
Non-patterned	9	7	
¹³ Longevity labeling	75	-	
²⁸ Magnet response	1	-	
³⁷ Battery depletion	3	1	
⁶⁷ Battery status	106	-	
WW Confirmed Malfunctions	213	18	231

[More details](#) about malfunctions

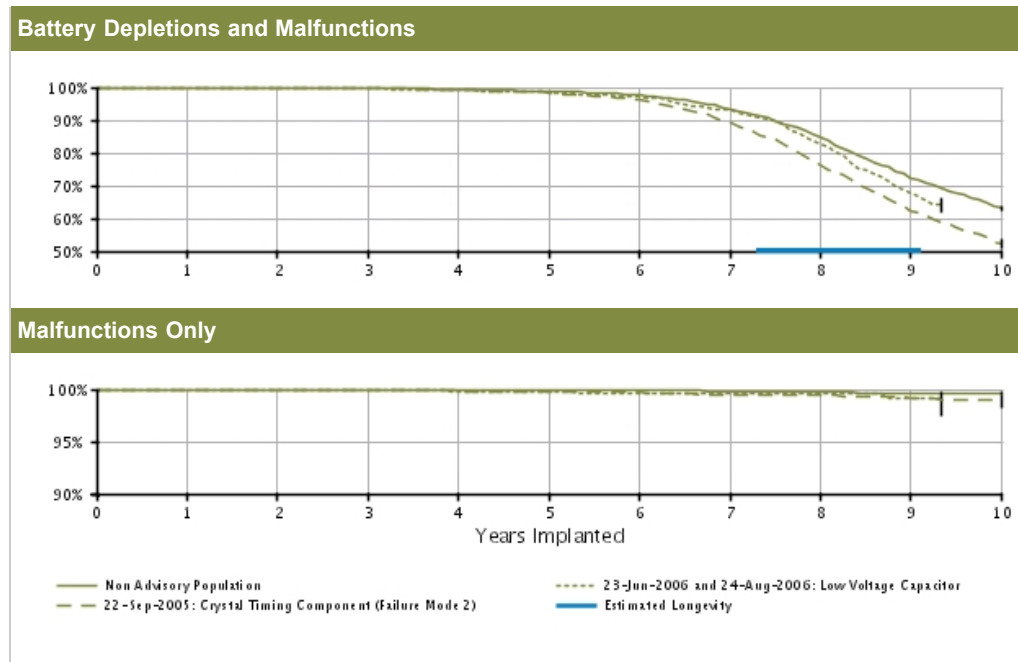
[References](#) cited in table above

INSIGNIA Ultra SR

Model 1190

U.S. Survival Probability	Worldwide Malfunction Details	Product Advisories
----------------------------------	--------------------------------------	---------------------------

U.S. Summary	
U.S. Registered Implants: 24,000	U.S. Normal Battery Depletions: 2,910
U.S. Approval Date: November 2003	U.S. Unconfirmed Reports of Premature Battery Depletion : 10
U.S. Estimated Active Implants: 4,000	U.S. Malfunctions:43
	Without Compromised Therapy:39
	With Compromised Therapy:4



U.S. Survival Probability		Year	1	2	3	4	5	6	7	8	9	10
Non Advisory Population Registered Implants: 17000	Depletions and Malfunctions(%) (Confidence Interval)	99.97 (-0.0/+0.0)	99.91 (-0.1/+0.0)	99.70 (-0.1/+0.1)	99.40 (-0.2/+0.1)	98.72 (-0.3/+0.2)	97.53 (-0.4/+0.3)	93.44 (-0.6/+0.6)	84.58 (-0.9/+0.9)	72.47 (-1.2/+1.2)	63.11 (-1.5/+1.5)	
	Malfunctions Only(%) (Confidence Interval)	99.99 (-0.0/+0.0)	99.99 (-0.0/+0.0)	99.98 (-0.1/+0.0)	99.97 (-0.1/+0.0)	99.94 (-0.1/+0.0)	99.91 (-0.1/+0.0)	99.78 (-0.1/+0.1)	99.70 (-0.2/+0.1)	99.65 (-0.2/+0.1)	99.62 (-0.2/+0.1)	
	Effective Sample Size	14136	12068	10280	8811	7669	6707	5708	4539	3277	1220	
23-Jun-06 and 24-Aug-06 Low Voltage Capacitor* Registered Implants: 1000	Depletions and Malfunctions(%) (Confidence Interval)	99.83 (-0.5/+0.1)	99.73 (-0.6/+0.2)	99.51 (-0.7/+0.3)	99.10 (-0.9/+0.5)	98.46 (-1.2/+0.7)	97.20 (-1.6/+1.0)	93.18 (-2.5/+1.9)	82.96 (-3.8/+3.2)	67.72 (-4.8/+4.5)	64.02 (-5.0/+4.7)	
	Malfunctions Only(%) (Confidence Interval)	99.91 (-0.5/+0.1)	99.91 (-0.5/+0.1)	99.91 (-0.5/+0.1)	99.77 (-0.7/+0.2)	99.77 (-0.7/+0.2)	99.59 (-0.9/+0.3)	99.59 (-0.9/+0.3)	99.59 (-0.9/+0.3)	99.19 (-1.7/+0.5)	99.19 @ 112 mo. (-1.7/+0.5)	
	Effective Sample Size	1146	961	810	696	585	496	414	325	227	202	
22-Sep-05 Crystal Timing Component (Failure Mode 1)*	Survival probability data not provided because this population does not meet report inclusion criteria (see Statistical Methodology for more details). Refer to Product Advisories for more information.											
22-Sep-05 Crystal Timing	Depletions and Malfunctions(%)	99.98 (-0.1/+0.0)	99.93 (-0.1/+0.0)	99.81 (-0.2/+0.1)	99.22 (-0.4/+0.3)	98.27 (-0.6/+0.4)	96.24 (-0.9/+0.7)	89.32 (-1.5/+1.3)	76.20 (-2.2/+2.1)	62.28 (-2.6/+2.5)	52.38 (-2.8/+2.8)	

Component (Failure Mode 2)*	(Confidence Interval)										
Registered Implants: 5000											
	Malfunctions Only (%)	100.00	99.98	99.98	99.87	99.83	99.78	99.47	99.40	99.16	99.01
	(Confidence Interval)	(-0.0/+0.0)	(-0.1/+0.0)	(-0.1/+0.0)	(-0.2/+0.1)	(-0.2/+0.1)	(-0.3/+0.1)	(-0.4/+0.2)	(-0.5/+0.3)	(-0.7/+0.4)	(-0.8/+0.4)
	Effective Sample Size	4143	3554	2996	2524	2107	1764	1413	1024	724	521


*Devices subject to an advisory. Refer to the Advisories for more details. Devices may be part of more than one advisory.

Data are representative of Boston Scientific INSIGNIA Ultra and Intermedics NEXUS Ultra device performance.

INSIGNIA Ultra SR

Model 1190

U.S. Survival Probability	Worldwide Malfunction Details	Product Advisories
---------------------------	-------------------------------	--------------------

INSIGNIA Ultra SR Model 1190			
Worldwide Distribution: 48,000			
Worldwide Confirmed Malfunctions: 77			
	Without Compromised Therapy	With Compromised Therapy	Total
Electrical	2	5	7
⁸ Low-voltage capacitor (Advisory issued)	1	3	
²⁰ Capacitor	1	-	
⁴⁶ Integrated circuit	-	2	
Mechanical	3	1	4
²⁶ Seal plug	3	-	
²⁷ Header	-	1	
Software	1	-	1
³⁰ Memory error	1	-	
Other	65	-	65
Non-patterned	1	-	
¹³ Longevity labeling	23	-	
³⁷ Battery depletion	2	-	
⁶⁷ Battery status	39	-	
WW Confirmed Malfunctions	71	6	77

[More details](#) about malfunctions

[References](#) cited in table above

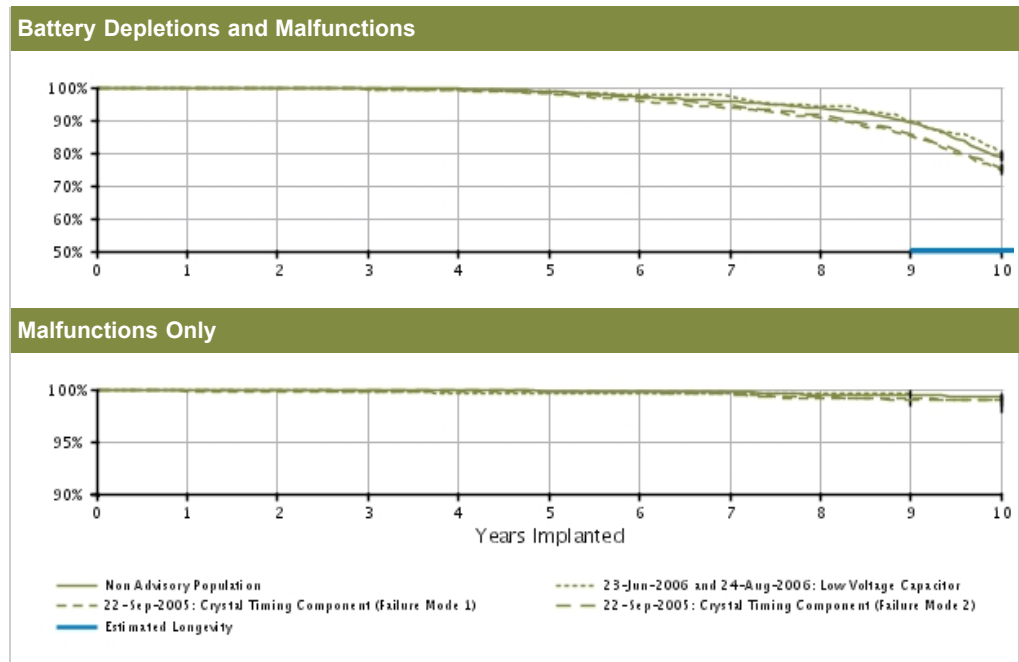
CRM PRODUCT PERFORMANCE REPORT Q3 2017

INSIGNIA Entra DR

Models 1294/1295

U.S. Survival Probability	Worldwide Malfunction Details	Product Advisories
---------------------------	-------------------------------	--------------------

U.S. Summary	
U.S. Registered Implants: 17,000	U.S. Normal Battery Depletions: 2,150
U.S. Approval Date: March 2002	U.S. Unconfirmed Reports of Premature Battery Depletion : 14
U.S. Estimated Active Implants: 3,000	U.S. Malfunctions:66
	Without Compromised Therapy:59
	With Compromised Therapy:7



U.S. Survival Probability		Year	1	2	3	4	5	6	7	8	9	10
Non Advisory Population	Depletions and Malfunctions(%)	99.97	99.87	99.75	99.51	98.72	97.04	95.65	93.53	89.43	78.68	
	(Confidence Interval)	(-0.1/+0.0)	(-0.1/+0.1)	(-0.2/+0.1)	(-0.2/+0.2)	(-0.4/+0.3)	(-0.6/+0.5)	(-0.7/+0.6)	(-0.9/+0.8)	(-1.2/+1.1)	(-1.8/+1.7)	
	Registered Implants: 7000											
23-Jun-06 and 24-Aug-06 Low Voltage Capacitor*	Depletions and Malfunctions(%)	100.00	100.00	99.45	99.23	98.75	97.65	97.31	94.50	89.80	-	
	(Confidence Interval)	(-0.0/+0.0)	(-0.0/+0.0)	(-1.1/+0.4)	(-1.3/+0.5)	(-1.5/+0.7)	(-2.0/+1.1)	(-2.2/+1.2)	(-3.1/+2.0)	(-4.2/+3.1)		
	Registered Implants: 1000											
22-Sep-05 Crystal Timing Component (Failure Mode 1)*	Depletions and Malfunctions(%)	100.00	99.97	99.91	99.91	99.83	99.77	99.71	99.52	99.44	99.32	
	(Confidence Interval)	(-0.0/+0.0)	(-0.1/+0.0)	(-0.1/+0.1)	(-0.1/+0.1)	(-0.2/+0.1)	(-0.2/+0.1)	(-0.2/+0.1)	(-0.3/+0.2)	(-0.3/+0.2)	(-0.4/+0.2)	
	Registered Implants: 2000											
		Effective Sample Size	6262	5548	4914	4354	3804	3303	2891	2510	2035	987
22-Sep-05 Crystal Timing Component (Failure Mode 1)*	Depletions and Malfunctions(%)	100.00	100.00	99.82	99.60	99.60	99.60	99.60	99.60	99.60	99.60	-
	(Confidence Interval)	(-0.0/+0.0)	(-0.0/+0.0)	(-1.1/+0.2)	(-1.2/+0.3)	(-1.2/+0.3)	(-1.2/+0.3)	(-1.2/+0.3)	(-1.2/+0.3)	(-1.2/+0.3)	(-1.2/+0.3)	
	Registered Implants: 2000											
		Effective Sample Size	692	606	527	450	392	335	292	244	200	-
22-Sep-05 Crystal Timing Component (Failure Mode 1)*	Depletions and Malfunctions(%)	99.83	99.69	99.46	99.19	98.09	95.93	93.68	90.90	85.16	74.93	
	(Confidence Interval)	(-0.4/+0.1)	(-0.4/+0.2)	(-0.5/+0.3)	(-0.7/+0.4)	(-1.0/+0.7)	(-1.4/+1.1)	(-1.8/+1.4)	(-2.2/+1.8)	(-2.9/+2.5)	(-3.8/+3.4)	
	Registered Implants: 2000											

	Malfunctions Only (%) (Confidence Interval)	99.83 (-0.4/+0.1)	99.83 (-0.4/+0.1)	99.83 (-0.4/+0.1)	99.83 (-0.4/+0.1)	99.83 (-0.4/+0.1)	99.83 (-0.4/+0.1)	99.67 (-0.6/+0.2)	99.18 (-1.0/+0.5)	99.18 (-1.0/+0.5)	98.94 (-1.2/+0.6)
	Effective Sample Size	1676	1453	1212	1062	922	783	659	552	449	331
22-Sep-05 Crystal Timing Component (Failure Mode 2)*	Depletions and Malfunctions (%) (Confidence Interval)	99.96 (-0.1/+0.0)	99.89 (-0.1/+0.1)	99.71 (-0.2/+0.1)	99.31 (-0.3/+0.2)	98.37 (-0.4/+0.3)	96.89 (-0.6/+0.5)	94.56 (-0.8/+0.7)	91.52 (-1.0/+0.9)	85.54 (-1.4/+1.3)	75.37 (-1.8/+1.7)
Registered Implants: 7000											
	Malfunctions Only (%) (Confidence Interval)	99.99 (-0.1/+0.0)	99.95 (-0.1/+0.0)	99.95 (-0.1/+0.0)	99.91 (-0.1/+0.1)	99.83 (-0.2/+0.1)	99.71 (-0.2/+0.1)	99.47 (-0.3/+0.2)	99.31 (-0.4/+0.2)	98.97 (-0.5/+0.3)	98.91 (-0.5/+0.3)
	Effective Sample Size	6207	5479	4821	4227	3690	3184	2675	2257	1844	1394


*Devices subject to an advisory. Refer to the Advisories for more details. Devices may be part of more than one advisory.

Data are representative of Boston Scientific INSIGNIA Ultra and Intermedics NEXUS Ultra device performance.

INSIGNIA Entra DR

Models 1294/1295

U.S. Survival Probability	Worldwide Malfunction Details	Product Advisories
---------------------------	-------------------------------	--------------------

INSIGNIA Entra DR Models 1294/1295 			
Worldwide Distribution: 37,000			
Worldwide Confirmed Malfunctions: 82			
	Without Compromised Therapy	With Compromised Therapy	Total
Electrical	-	3	3
¹⁶ Integrated circuit	-	1	
²⁰ Capacitor	-	1	
⁴⁶ Integrated circuit	-	1	
Mechanical	3	7	10
¹⁰ Crystal timing component Failure Mode 1 (Advisory issued)	-	5	
²⁶ Seal plug	3	-	
²⁷ Header	-	2	
Software	-	-	0
Other	65	4	69
Non-patterned	4	4	
¹³ Longevity labeling	49	-	
⁶⁷ Battery status	12	-	
WW Confirmed Malfunctions	68	14	82

[More details](#) about malfunctions

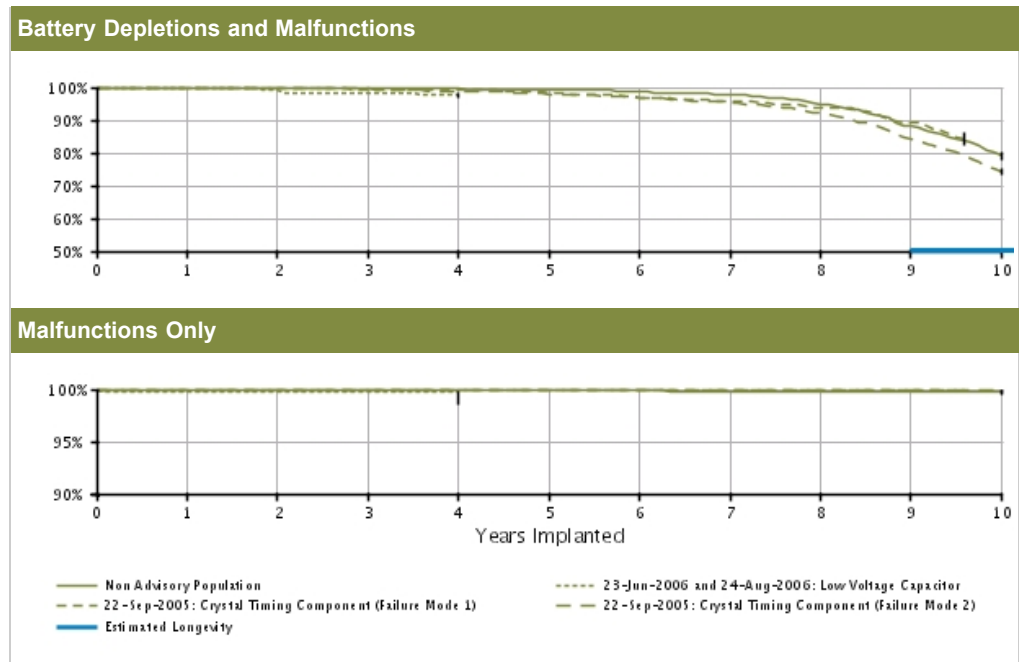
[References](#) cited in table above

INSIGNIA Entra SR

Models 1195/1198

U.S. Survival Probability	Worldwide Malfunction Details	Product Advisories
----------------------------------	--------------------------------------	---------------------------

U.S. Summary	
U.S. Registered Implants: 14,000	U.S. Normal Battery Depletions: 1,049
U.S. Approval Date: March 2002	U.S. Unconfirmed Reports of Premature Battery Depletion : 10
U.S. Estimated Active Implants: 2,000	U.S. Malfunctions:9
	Without Compromised Therapy:7
	With Compromised Therapy:2



U.S. Survival Probability		Year	1	2	3	4	5	6	7	8	9	10
Non Advisory Population	Depletions and Malfunctions(%)	99.90	99.85	99.77	99.52	99.36	98.74	97.89	94.85	88.02	79.14	
	(Confidence Interval)	(-0.1/+0.1)	(-0.2/+0.1)	(-0.2/+0.1)	(-0.3/+0.2)	(-0.4/+0.2)	(-0.5/+0.4)	(-0.7/+0.5)	(-1.1/+0.9)	(-1.7/+1.5)	(-2.5/+2.3)	
	Registered Implants: 6000											
23-Jun-06 and 24-Aug-06 Low Voltage Capacitor*	Depletions and Malfunctions(%)	99.78	99.10	98.39	97.94	-	-	-	-	-	-	-
	(Confidence Interval)	(-1.3/+0.2)	(-1.9/+0.6)	(-2.2/+0.9)	(-2.5/+1.1)							
	Registered Implants: 500											
22-Sep-05 Crystal Timing Component (Failure Mode 1)*	Depletions and Malfunctions(%)	99.93	99.84	99.50	99.20	98.19	96.95	95.71	93.92	89.40	84.27	
	(Confidence Interval)	(-0.4/+0.1)	(-0.5/+0.1)	(-0.7/+0.3)	(-0.9/+0.4)	(-1.3/+0.8)	(-1.8/+1.1)	(-2.1/+1.5)	(-2.7/+1.9)	(-3.7/+2.8)	(-4.5/+3.6)	
	Registered Implants: 2000										@ 115 mo.	
		Effective Sample Size	4707	3871	3248	2732	2304	1972	1719	1462	1108	540
		Effective Sample Size	348	284	237	204	-	-	-	-	-	-

	Malfunctions Only (%) (Confidence Interval)	100.00 (-0.0/+0.0)	100.00 (-0.0/+0.0)	100.00 (-0.0/+0.0)	100.00 (-0.0/+0.0)	100.00 (-0.0/+0.0)	100.00 (-0.0/+0.0)	100.00 (-0.0/+0.0)	100.00 (-0.0/+0.0)	100.00 (-0.0/+0.0)	100.00 @ 115 mo. (-0.0/+0.0)
	Effective Sample Size	1215	997	805	660	548	445	354	296	242	202
22-Sep-05 Crystal Timing Component (Failure Mode 2)*	Depletions and Malfunctions (%) (Confidence Interval)	99.96 (-0.1/+0.0)	99.87 (-0.2/+0.1)	99.58 (-0.3/+0.2)	98.79 (-0.4/+0.3)	97.94 (-0.6/+0.5)	96.94 (-0.8/+0.6)	95.25 (-1.0/+0.8)	92.15 (-1.3/+1.2)	84.01 (-2.0/+1.8)	74.27 (-2.5/+2.3)
Registered Implants: 6000											
	Malfunctions Only (%) (Confidence Interval)	100.00 (-0.0/+0.0)	100.00 (-0.0/+0.0)	100.00 (-0.0/+0.0)	100.00 (-0.0/+0.0)	99.96 (-0.2/+0.0)	99.96 (-0.2/+0.0)	99.90 (-0.3/+0.1)	99.90 (-0.3/+0.1)	99.90 (-0.3/+0.1)	99.90 (-0.3/+0.1)
	Effective Sample Size	4575	3824	3171	2631	2174	1818	1528	1273	1008	772

*Devices subject to an advisory. Refer to the Advisories for more details. Devices may be part of more than one advisory.

Data are representative of Boston Scientific INSIGNIA Entra and Intermedics NEXUS Entra device performance.

INSIGNIA Entra SR

Models 1195/1198

U.S. Survival Probability	Worldwide Malfunction Details	Product Advisories
------------------------------	-------------------------------------	-----------------------

INSIGNIA Entra SR Models 1195/1198			
Worldwide Distribution: 52,000			
Worldwide Confirmed Malfunctions: 29			
	Without Compromised Therapy	With Compromised Therapy	Total
Electrical	3	4	7
⁸ Low-voltage capacitor (Advisory issued)	-	2	
²⁰ Capacitor	2	2	
⁴⁶ Integrated circuit	1	-	
Mechanical	1	6	7
¹⁰ Crystal timing component Failure Mode 1 (Advisory issued)	1	-	
¹¹ Crystal timing component Failure Mode 2 (Advisory issued)	-	1	
²² Capacitor array	-	2	
²⁶ Seal plug	-	2	
⁴⁹ Seal plug	-	1	
Software	-	-	0
Other	12	3	15
Non-patterned	1	2	
¹³ Longevity labeling	6	-	
³⁷ Battery depletion	-	1	
⁶⁷ Battery status	5	-	
WW Confirmed Malfunctions	16	13	29

[More details](#) about malfunctions

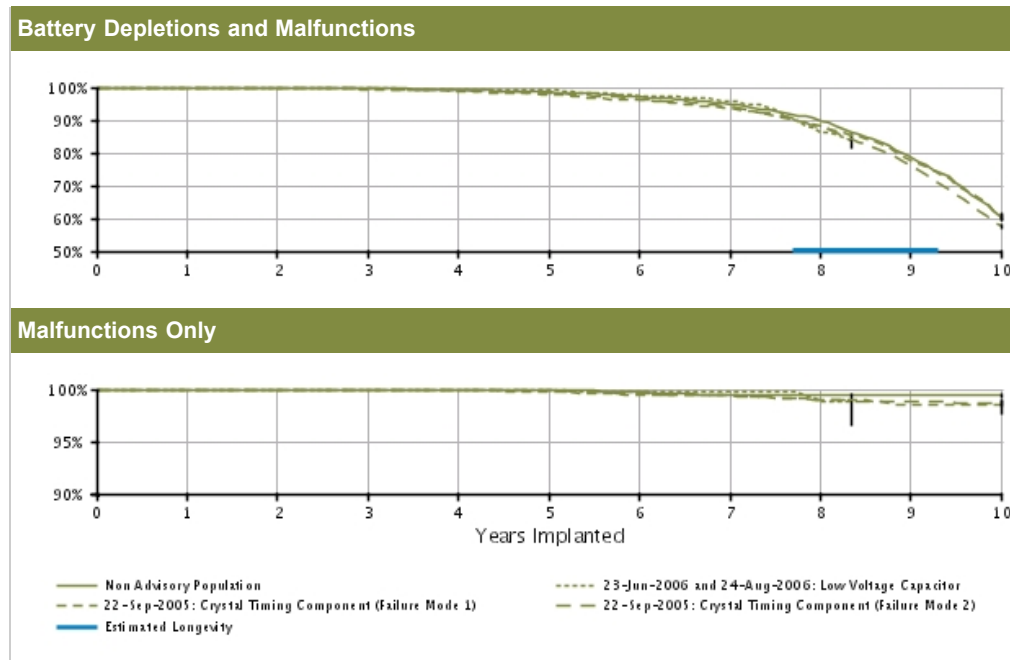
[References](#) cited in table above

INSIGNIA Plus DR

Model 1297

U.S. Survival Probability	Worldwide Malfunction Details	Product Advisories
----------------------------------	--------------------------------------	---------------------------

U.S. Summary	
U.S. Registered Implants: 27,000	U.S. Normal Battery Depletions: 5,765
U.S. Approval Date: March 2002	U.S. Unconfirmed Reports of Premature Battery Depletion : 20
U.S. Estimated Active Implants: 5,000	U.S. Malfunctions:129
	Without Compromised Therapy:120
	With Compromised Therapy:9



U.S. Survival Probability		Year	1	2	3	4	5	6	7	8	9	10
Non Advisory Population	Depletions and Malfunctions(%)	99.98	99.95	99.75	99.26	98.51	97.16	94.98	89.81	78.57	60.37	
	(Confidence Interval)	(-0.1/+0.0)	(-0.1/+0.0)	(-0.2/+0.1)	(-0.3/+0.2)	(-0.4/+0.3)	(-0.6/+0.5)	(-0.7/+0.7)	(-1.1/+1.0)	(-1.6/+1.5)	(-2.2/+2.2)	
	Registered Implants: 7000											
23-Jun-06 and 24-Aug-06 Low Voltage Capacitor*	Depletions and Malfunctions(%)	100.00	100.00	100.00	99.18	99.18	97.24	95.94	86.19	83.71	-	
	(Confidence Interval)	(-0.0/+0.0)	(-0.0/+0.0)	(-0.0/+0.0)	(-1.3/+0.5)	(-1.3/+0.5)	(-2.2/+1.2)	(-2.6/+1.6)	(-4.5/+3.5)	(-4.8/+3.9)	@ 100 mo. (-2.4/+0.8)	
	Registered Implants: 1000											
22-Sep-05 Crystal Timing Component (Failure Mode 1)*	Depletions and Malfunctions(%)	99.92	99.83	99.43	98.89	97.87	96.19	93.52	88.09	77.80	60.57	
	(Confidence Interval)	(-0.2/+0.1)	(-0.2/+0.1)	(-0.3/+0.2)	(-0.5/+0.3)	(-0.7/+0.5)	(-0.9/+0.7)	(-1.2/+1.0)	(-1.7/+1.5)	(-2.2/+2.1)	(-2.8/+2.7)	
	Registered Implants: 4000											
		Effective Sample Size	6560	5831	5160	4545	3996	3495	3028	2530	1894	749
		Effective Sample Size	664	580	510	441	385	333	284	220	201	-

	Malfunctions Only (%) (Confidence Interval)	99.97 (-0.2/+0.0)	99.97 (-0.2/+0.0)	99.94 (-0.2/+0.0)	99.90 (-0.2/+0.1)	99.81 (-0.3/+0.1)	99.48 (-0.4/+0.2)	99.42 (-0.5/+0.3)	99.04 (-0.6/+0.4)	98.57 (-0.8/+0.5)	98.45 (-0.8/+0.5)
	Effective Sample Size	3514	3072	2597	2280	1971	1704	1456	1209	928	611
22-Sep-05 Crystal Timing Component (Failure Mode 2)*	Depletions and Malfunctions (%) (Confidence Interval)	99.95 (-0.1/+0.0)	99.89 (-0.1/+0.0)	99.55 (-0.1/+0.1)	99.10 (-0.2/+0.2)	98.16 (-0.3/+0.3)	96.48 (-0.4/+0.4)	94.04 (-0.6/+0.5)	87.77 (-0.8/+0.8)	76.05 (-1.2/+1.1)	57.54 (-1.4/+1.4)
Registered Implants: 14000	Malfunctions Only (%) (Confidence Interval)	99.99 (-0.0/+0.0)	99.99 (-0.0/+0.0)	99.98 (-0.1/+0.0)	99.94 (-0.1/+0.0)	99.88 (-0.1/+0.1)	99.58 (-0.2/+0.1)	99.38 (-0.2/+0.2)	99.05 (-0.3/+0.2)	98.80 (-0.3/+0.3)	98.70 (-0.3/+0.3)
	Effective Sample Size	12755	11251	9911	8722	7618	6593	5625	4606	3463	2242


*Devices subject to an advisory. Refer to the Advisories for more details. Devices may be part of more than one advisory.

Data are representative of Boston Scientific INSIGNIA Ultra and Intermedics NEXUS Ultra device performance.

INSIGNIA Plus DR

Model 1297

U.S. Survival Probability	Worldwide Malfunction Details	Product Advisories
----------------------------------	--------------------------------------	---------------------------

INSIGNIA Plus DR Model 1297 			
Worldwide Distribution: 47,000			
Worldwide Confirmed Malfunctions: 165			
	Without Compromised Therapy	With Compromised Therapy	Total
Electrical	3	3	6
⁸ Low-voltage capacitor (Advisory issued)	1	1	
²⁰ Capacitor	2	1	
⁴⁶ Integrated circuit	-	1	
Mechanical	16	9	25
¹⁰ Crystal timing component Failure Mode 1 (Advisory issued)	1	2	
¹¹ Crystal timing component Failure Mode 2 (Advisory issued)	-	1	
¹⁴ Solder bond	1	-	
²² Capacitor array	1	-	
²⁶ Seal plug	5	-	
²⁷ Header	8	6	
Software	7	-	7
⁵¹ Underestimation of battery status	4	-	
⁵² Interrupted telemetry	2	-	
⁵³ Pacing rate limit	1	-	
Other	122	5	127
Non-patterned	7	5	
¹³ Longevity labeling	87	-	
³⁷ Battery depletion	2	-	
⁶⁷ Battery status	26	-	
WW Confirmed Malfunctions	148	17	165

[More details](#) about malfunctions

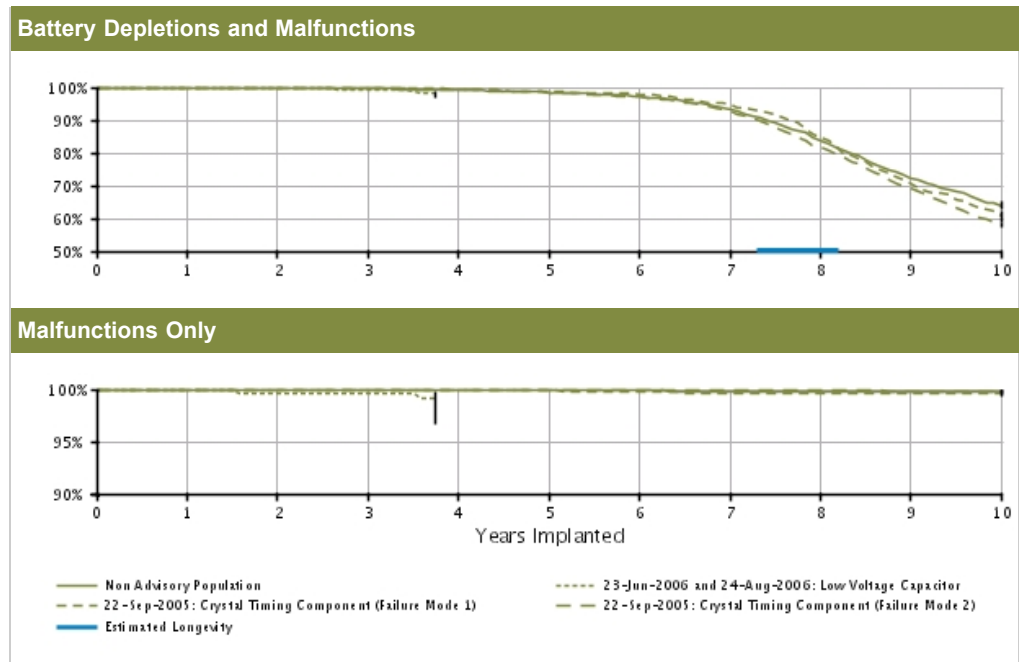
[References](#) cited in table above

INSIGNIA Plus SR

Model 1194

U.S. Survival Probability	Worldwide Malfunction Details	Product Advisories
---------------------------	-------------------------------	--------------------

U.S. Summary	
U.S. Registered Implants: 27,000	U.S. Normal Battery Depletions: 3,550
U.S. Approval Date: March 2002	U.S. Unconfirmed Reports of Premature Battery Depletion : 8
U.S. Estimated Active Implants: 2,000	U.S. Malfunctions:27
	Without Compromised Therapy:19
	With Compromised Therapy:8



U.S. Survival Probability		Year	1	2	3	4	5	6	7	8	9	10
Non Advisory Population	Depletions and Malfunctions (%)	99.94	99.90	99.59	99.30	98.44	97.26	93.22	83.51	72.41	63.86	
	(Confidence Interval)	(-0.1/+0.0)	(-0.1/+0.1)	(-0.3/+0.2)	(-0.3/+0.2)	(-0.5/+0.4)	(-0.7/+0.6)	(-1.1/+1.0)	(-1.7/+1.6)	(-2.2/+2.1)	(-2.6/+2.5)	
	Registered Implants: 6000											
23-Jun-06 and 24-Aug-06 Low Voltage Capacitor*	Depletions and Malfunctions (%)	100.00	99.66	99.27	98.33	-	-	-	-	-	-	-
	(Confidence Interval)	(-0.0/+0.0)	(-2.0/+0.3)	(-2.2/+0.6)	(-2.7/+1.0)							
	Registered Implants: 400											
22-Sep-05 Crystal Timing Component (Failure Mode 1)*	Depletions and Malfunctions (%)	99.92	99.89	99.73	99.37	98.74	98.00	94.83	84.78	70.80	60.55	
	(Confidence Interval)	(-0.2/+0.1)	(-0.2/+0.1)	(-0.3/+0.1)	(-0.4/+0.2)	(-0.6/+0.4)	(-0.7/+0.5)	(-1.2/+1.0)	(-2.2/+1.9)	(-2.9/+2.7)	(-3.2/+3.1)	
	Registered Implants: 4000											
		Effective Sample Size	4723	4027	3443	2879	2461	2112	1779	1391	1006	461

	Malfunctions Only (%) (Confidence Interval)	99.92 (-0.2/+0.1)	99.92 (-0.2/+0.1)	99.88 (-0.2/+0.1)	99.88 (-0.2/+0.1)	99.88 (-0.2/+0.1)	99.76 (-0.3/+0.1)	99.68 (-0.4/+0.2)	99.68 (-0.4/+0.2)	99.68 (-0.4/+0.2)	99.68 (-0.4/+0.2)
	Effective Sample Size	3451	2915	2414	2061	1736	1429	1163	868	611	450
22-Sep-05 Crystal Timing Component (Failure Mode 2)*	Depletions and Malfunctions (%) (Confidence Interval)	99.94 (-0.1/+0.0)	99.87 (-0.1/+0.0)	99.65 (-0.1/+0.1)	99.24 (-0.2/+0.2)	98.49 (-0.3/+0.2)	97.08 (-0.4/+0.4)	92.83 (-0.7/+0.6)	81.71 (-1.1/+1.0)	69.37 (-1.4/+1.3)	57.96 (-1.5/+1.5)
Registered Implants: 17000	Malfunctions Only (%) (Confidence Interval)	99.99 (-0.0/+0.0)	99.99 (-0.0/+0.0)	99.96 (-0.1/+0.0)	99.95 (-0.1/+0.0)	99.94 (-0.1/+0.0)	99.91 (-0.1/+0.0)	99.89 (-0.1/+0.1)	99.89 (-0.1/+0.1)	99.82 (-0.2/+0.1)	99.82 (-0.2/+0.1)
	Effective Sample Size	13680	11682	10051	8505	7138	5997	4885	3602	2577	1860

*Devices subject to an advisory. Refer to the Advisories for more details. Devices may be part of more than one advisory.

Data are representative of Boston Scientific INSIGNIA Plus and Intermedics NEXUS Plus device performance.

INSIGNIA Plus SR

Model 1194

U.S. Survival Probability	Worldwide Malfunction Details	Product Advisories
---------------------------	-------------------------------	--------------------

INSIGNIA Plus SR Model 1194			
Worldwide Distribution: 51,000			
Worldwide Confirmed Malfunctions: 37			
	Without Compromised Therapy	With Compromised Therapy	Total
Electrical	4	5	9
⁸ Low-voltage capacitor (Advisory issued)	1	2	
²⁰ Capacitor	2	2	
²³ Integrated circuit	-	1	
⁴⁶ Integrated circuit	1	-	
Mechanical	1	6	7
¹⁰ Crystal timing component Failure Mode 1 (Advisory issued)	-	5	
²² Capacitor array	1	-	
²⁶ Seal plug	-	1	
Software	1	-	1
⁵³ Pacing rate limit	1	-	
Other	19	1	20
Non-patterned	4	-	
¹³ Longevity labeling	10	-	
²⁴ Battery depletion	-	1	
³⁷ Battery depletion	1	-	
⁶⁷ Battery status	4	-	
WW Confirmed Malfunctions	25	12	37


[More details](#) about malfunctions

[References](#) cited in table above

INSIGNIA AVT

Models 0482/0882/0982/1192/1292

U.S. Survival Probability	Worldwide Malfunction Details	Product Advisories
----------------------------------	--------------------------------------	---------------------------

INSIGNIA AVT Models 0482/0882/0982/1192/1292 			
Worldwide Distribution: 51,000			
Worldwide Confirmed Malfunctions: 105			
	Without Compromised Therapy	With Compromised Therapy	Total
Electrical	-	5	5
⁸ Low-voltage capacitor (Advisory issued)	-	3	
²⁰ Capacitor	-	1	
⁴⁶ Integrated circuit	-	1	
Mechanical	2	-	2
²⁶ Seal plug	1	-	
²⁷ Header	1	-	
Software	-	-	0
Other	96	2	98
Non-patterned	3	1	
¹³ Longevity labeling	41	-	
³⁷ Battery depletion	-	1	
⁶⁷ Battery status	52	-	
WW Confirmed Malfunctions	98	7	105

[More details](#) about malfunctions

[References](#) cited in table above

CRM PRODUCT PERFORMANCE REPORT Q3 2017

Confirmed Malfunction Details: Pulse Generators

References

Descriptions listed below provide an overview of the clinical observations and/or analysis findings associated with each pulse generator confirmed malfunction pattern listed in this report.

All of the patterns listed are thoroughly investigated and analyzed. As part of Boston Scientific's process of continuous improvement, when possible, changes have been or will be implemented in response to identified malfunction patterns. "Improvements implemented" may include product design changes in existing or subsequent generations, manufacturing process modifications, software updates, educational communications, labeling changes, etc. Improvement implementation may vary by geography due to various factors, including regulatory review timing, and may not completely mitigate or eliminate the potential for additional malfunctions.

1. **Low Voltage Capacitor 2014**— *Aug 2013 and Sep 2014 Voluntary Physician Advisory.*Alert message during followup, beeping tones, premature battery depletion. Diminished low voltage capacitor performance. Improvement implemented.
2. **Unintended Fuse Activation 2013**— *March 1, 2013 Voluntary Physician Advisory.*Inability to interrogate, no magnet response, permanent loss of therapy without warning. Improvement implemented.
3. **High cathode condition**— *June 1, 2011 Voluntary Physician Advisory.*Premature battery depletion. Misaligned battery component. Improvement implemented.
4. **Subpectoral implant 2009**— *December 01, 2009 Voluntary Physician Advisory.*Noise, oversensing, inappropriate shocks, pacing inhibition, high impedance when implanted subpectorally. Weakened bond between header and titanium case. Improvement implemented.
5. **Respiratory Sensor Oversensing**— *March 23, 2009 Voluntary Physician Advisory.*Oversensing, noise, inappropriate shock, pacing inhibition. When Respiratory Sensor is ON, RV lead or system complications may cause oversensing or noise. Improvement implemented.
6. **Subpectoral implant**— *May 12, 2006 and January 04, 2008 Voluntary Physician Advisory.*Beeping tones and programmer warning screen upon interrogation, loss of telemetry communications, loss of pacing (intermittent or permanent) and/or loss of shock therapy. Repetitive mechanical stress-induced component damage, only when implanted subpectorally with the serial number facing the ribs. Improvement implemented.
7. **Shortened replacement window**— *April 05, 2007 and March 04, 2009 Voluntary Physician Advisory.*Accelerated battery depletion may reduce time between elective replacement (ERI) and end of life (EOL) indicators to less than three months. Device replacement indicators continue to function normally. Degradation of low-voltage capacitor. Improvement implemented.
8. **Low-voltage capacitor**— *June 23, 2006 and August 24, 2006 Voluntary Physician Advisory.*Premature battery depletion, no output, no interrogation. Failed low-voltage capacitor. Improvement implemented.
9. **Premature battery depletion**— *May 12, 2006 Voluntary Physician Advisory.*Premature battery depletion, significantly shortened longevity and duration between elective replacement (ERI) and end of life (EOL) indicators. Gradual, premature battery depletion most common; in rare instances, rapid depletion occurred with no therapy available. Failed low-voltage capacitor. Improvement implemented.
10. **Crystal timing component Failure Mode 1**— *September 22, 2005 Voluntary Physician Advisory.*Intermittent or permanent loss of pacing output without warning, intermittent or permanent loss of telemetry, reversion to VVI mode or appearance of a reset warning message upon interrogation. Foreign material within a crystal timing component. Improvement implemented.
11. **Crystal timing component Failure Mode 2**— *September 22, 2005 Voluntary Physician Advisory.*At implant procedure or during pre-implant testing: Intermittent or permanent loss of pacing output without warning, intermittent or permanent loss of telemetry, reversion to VVI mode, or appearance of a reset warning message upon interrogation. Microscopic particle within a crystal timing component. Three failures have been reported following confirmation of successful implantation. No currently distributed devices are subject to this peri-implant failure mode. Improvement implemented.
12. **Extended charge time post-mid-life**— Extended charge time post-mid-life resulting in decreased longevity, shortened ERI to EOL or no time stamp, due to increased battery impedance. Improvement implemented.
13. **Longevity labeling**— Battery longevity inconsistent with longevity labeling. Device battery status indicators are accurate and no loss of therapy has been reported.
14. **Solder bond**— Loss of device output, loss of sensing. Separation of component solder from substrate. Improvement implemented.
15. **Firmware error**— Device beeping unaffected by magnet application, missing EGMs, loss of telemetry, loss of tachy therapy. Multiple resets due to firmware error. Improvement implemented.
16. **Integrated circuit**— Power on Reset state, loss of telemetry, safety mode operation or loss of output. Failed digital integrated circuit.
17. **Capacitor**— Premature battery depletion, inability to interrogate. Damage to low-voltage capacitor.
18. **Setscrew thread depth**— No pacing or pauses in pacing, intermittent or lack of setscrew contact with lead. Incorrect setscrew thread depth. Improvement implemented.
19. **Header**— Loosened header at pulse generator replacement or lead revision due to process variability. Improvement implemented.

20. **Capacitor**— No telemetry, no pacing, premature battery depletion. Gradual, premature battery depletion most common; in rare instances, rapid depletion occurred with no therapy available. Failed low-voltage capacitor.
21. **Battery depletion**— Premature battery depletion.
22. **Capacitor array**— Loss of device output, loss of capture, inability to accurately measure charge times causing elective replacement indicator declaration. Damage to capacitor array. Improvement implemented.
23. **Integrated circuit**— No telemetry, premature battery depletion. Integrated circuit issue within high-voltage transistor.
24. **Battery depletion**— Premature battery depletion and loss of capture.
25. **Memory error**— Pacing not as expected. Memory map error. Improvement implemented.
26. **Seal plug**— Non-cardiac signals on electrograms leading to inhibition of pacing and/or inappropriate shock delivery. Damaged seal plug. Improvement implemented.
27. **Header**— High impedance, compromised header bonding identified during lead revision procedures. Insufficient medical adhesive bonding between header and case. Improvement implemented.
28. **Magnet response**— No magnet response. Particulate material in component. Improvement implemented.
29. **Battery depletion**— Premature battery depletion.
30. **Memory error**— Device resets (including pacing at reset parameters) and inability to interrogate. Errors in device memory.
31. **Rate fault declaration**— Inappropriate pacing due to timing interaction when autocapture is programmed on. Improvement implemented.
32. **Capacitor**— Premature battery depletion, no telemetry. Damage to capacitor. Improvement implemented.
33. **Circuit connection**— Loss of telemetry, no magnet tones, loss of pacing, loss of shock therapy. Damaged internal circuit connection. Improvement implemented.
34. **Transformer**— Charge time alert message and/or end of life (EOL) indicator displayed, loss of shock therapy. Damaged transformer. Improvement implemented.
35. **Capacitor**— Premature battery depletion, significantly shortened ERI to EOL time. Gradual, premature battery depletion most common; in rare instances, rapid depletion occurred with no therapy available. Failed low-voltage capacitor. Improvement implemented.
36. **Setscrew block**— No pacing or pauses in pacing, intermittent or lack of setscrew contact with lead. Incorrect setscrew block. Improvement implemented.
37. **Battery depletion**— Loss of therapy, inability to interrogate, no magnet response, premature battery depletion.
38. **Solder bond**— Inability to interrogate, no magnet response, no pacing output. Broken solder bond between wire mounting surface and internal circuitry. Improvement implemented.
39. **Memory location**— Inability to perform diagnostic testing, loss of shock therapy. Incorrect data within a specific memory location. Improvement implemented.
40. **Stored EGMs**— Inability to view stored EGMs. Incorrect EGM index location.
41. **Memory location**— Loss of pacing and/or shock therapy, premature battery depletion, inability to perform diagnostic testing, loss of telemetry, and/or incorrect diagnostic information. Incorrect data within a specific memory location.
42. **Mid-life display of replacement indicators**— Extended charge time resulting in early occurrence of ERI or EOL, or shortened ERI to EOL time. Please reference the ERI Charge Time Limit Extended During Mid-Life Product Update for more details. Improvement implemented.
43. **High-voltage capacitor**— In most cases, temporary long capform charge time; in some cases delayed therapy or loss of tachy therapy. Extended charge time could prompt EOL declaration. High-voltage capacitor issue.
44. **Battery post**— Inability to interrogate, no pacing output. Bent battery post. Improvement implemented.
45. **Sensing**— Oversensing and/or delivery of inappropriate shocks. Physiologic and/or mechanical signals. Improvement implemented.
46. **Integrated circuit**— Premature battery depletion, loss of pacing output, inability to interrogate, loss of sensing, high-rate pacing, loss of shock therapy. Damage to integrated circuit. Improvement implemented.
47. **Alert messages**— During programmer interactions, alert messages appear which are able to be cleared. In one case, an alert message occurred with two memory errors after multiple device resets.
48. **Setscrew**— Inability to tighten or loosen setscrews during implant or replacement procedure due to process variability. Improvement implemented.
49. **Seal plug**— Lifted or missing seal plugs. Inadequate medical adhesive bond. Improvement implemented.
50. **Interrogation at EOL**— No interrogation at end of life (EOL). Improvement implemented.
51. **Underestimation of battery status**— Underestimation of remaining longevity due to invalid charge time measurement. Improvement implemented.
52. **Interrupted telemetry**— Early appearance of Elective Replacement Time (ERT) indicator, unexpected impedance measurements (>2500 ohms). Interruption in telemetry sequence during software upgrade. Improvement implemented.
53. **Pacing rate limit**— Inability to interrogate. Inappropriate pacing due to feature interaction. Improvement implemented.
54. **Transformer**— Inability to interrogate, loss of pacing and shock therapy. Failed transformer.
55. **Connector block**— Connector block can be moved out of alignment or displaced from header. Prolonged implant procedure, high impedance, no pacing, no sensing. Improvement implemented.
56. **Misaligned markers**— Stored episode markers do not match recorded EGM. Software error when ventricular episode begins during ATR episode. New software was released in 2006 which prevents misaligned markers. Improvement implemented.
57. **Seal plug**— Non-cardiac signals on electrograms may result in loss of pacing or inappropriate shocks. Seal plug allows air in lead port to escape.

58. **Difficulty securing lead**— Noise, high impedance, inappropriate shocks or loss of therapy due to crossthraded setscrews, intermittent or lack of contact between lead and header. Improvement implemented.
59. **Low-voltage capacitor**— Premature battery depletion, early appearance of elective replacement indicator (ERI). Failed low-voltage capacitor. Improvement implemented.
60. **Safety Core-electrocautery**— During electrocautery, device may enter Safety Core. Circuitry response to noise caused by electrocautery. Improvement implemented.
61. **High-voltage capacitor**— Alert message upon interrogation, extended charge time. Damaged high voltage capacitor.
62. **Magnet rate**— During interrogation, magnet rate remains after removal of magnet. Reed switch stuck in closed position. Improvement implemented.
63. **Header contacts**— Noise, oversensing, inappropriate shock, high pacing impedance, possible loss of pacing and sensing. Poor header connection with lead terminals due to contacts.
64. **Safety Core-programming**— Device enters Safety Core after three consecutive invalid programming attempts, due to firmware issue. Improvement implemented.
65. **Low-voltage capacitors**— Premature battery depletion, voltage alert during followup, device beeping. Capacitor failure.
66. **Alert messages not displayed post-EOL**— No alert message display after EOL declaration. Improvement implemented.
67. **Battery status**— Longevity remaining, battery status, gas gauge and/or magnet rate do not align or are inconsistent.
68. **Integrated circuit**— Loss of telemetry, premature battery depletion, alert message during followup. Integrated circuit issue. Improvement implemented.
69. **Memory errors**— Safety mode operation, inaccurately labeled pacing data. Errors in device memory
70. **High voltage circuit**— Alert message after implant, loss of shock therapy. Failed output module.
71. **Battery**— Beeping tones and alert message upon interrogation. Reduced battery voltage. Improvement implemented.
72. **Low-voltage capacitor**— Alert message during followup, beeping tones, premature battery depletion. Diminished low voltage capacitor performance. Improvement implemented.
73. **Battery depletion**— Premature, gradual depletion of battery; in rare instances, rapid depletion with no therapy available. Improvement implemented.
74. **Telemetry**— Inability to interrogate, premature battery depletion.
75. **Unintended Battery Depletion Alert**— Beeping tones, Battery Depletion alert during followup despite normal battery depletion. Alert may be cleared without impact to battery status or therapy availability. Improvement implemented.
76. **High voltage circuit**— Long charge time at implant, inability to interrogate, loss of pacing and shock therapy. Improvement implemented.
77. **Respiratory sensor**— Temporary increase or decrease in pacing rate as a result of respiratory sensor response to non-respiratory signals. No loss of pacing output.
78. **Titanium case material**— Noise, oversensing, abnormal pacing impedance, loss of capture, premature battery depletion. Titanium case material creating a higher than normal current drain condition. Improvement implemented.
79. **Charge Timeout Alert**— Beeping tones, programmer warning screen, abnormal shock impedance. Charge timeout alert.
80. **High voltage circuit component**— Charge time alert message and/or Elective Replacement indicator (ERI) displayed, beeping tones. High voltage circuit component. Improvement implemented.
81. **Integrated circuit**— Abnormal lead impedance, no telemetry, premature battery depletion. Integrated circuit issue within high-voltage transistor Improvement implemented.
82. **High voltage capacitor**— Charge time alert message, end of life (EOL) indicator displayed, beeping tones. Loss of tachy therapy without loss of brady therapy. Internal high-voltage capacitor issue. Improvement implemented.
83. **Capacitor**— Premature battery depletion. Diminished low voltage capacitor performance.
84. **Telemetry**— Alert message during followup, inability to interrogate, premature battery depletion, loss of pacing therapy. Telemetry component.
85. **Header**— Noise, oversensing, inappropriate shocks, pacing inhibition, high impedance when implanted subcutaneously. Weakened bond between header and titanium case. Improvement Implemented.

Before/During Implant Procedure - Worldwide Malfunctions: Pulse Generators

This section of the report depicts the number of product malfunctions that occurred worldwide either before implant (prior to opening the sterile product packaging) or during implant (once the sterile product packaging has been opened). In all cases, the product in question must be returned to Boston Scientific CRM and confirmed through laboratory analysis to have operated or exhibited a problem outside the specified performance limits established by Boston Scientific. Damage incurred during shipping/transit or due to external factors warned against in labeling (e.g. radiation) is not reported as device malfunction here.

The Electrical category is comprised of confirmed malfunctions involving electrical components such as batteries and capacitors, and also includes fault codes encountered at implant. The majority of before/during implant pulse generator confirmed malfunctions in the Mechanical category are issues occurring within the connector block (e.g. stuck setscrews, seal plug/ring issues). The Software category consists primarily of confirmed malfunctions that result in telemetry issues. Confirmed malfunctions in the Labeling and Packaging categories include product labeling/identification issues and damage to sterile packaging, respectively. The Other category is comprised of non-patterned confirmed malfunctions.

CRT-D/Model	Worldwide Distribution	Electrical	Mechanical	Software	Other	Labeling	Packaging
RESONATE/MOMENTUM/CHARISMA/VIGILANT CRT-D G124/G125/G126/G128/G138/G224/G225/G228/G237/G247/ G248/G324/G325/G347/G348/G424/G425/G426/G428/G437/ G447/G448/G524/G525/G526/G528/G537/G547/G548	1,000	0	0	0	0	0	0
AUTOGEN CRT-D G160/G161/G164/G166/G172/G173/G175/ G177/G179	20,000	3	0	0	3	0	0
DYNAGEN/INOGEN/ORIGEN CRT-D G150/G151/G154/G156/G158/G140/G141/ G146/G148/G050/G051/G056/G058	59,000	3	1	0	7	0	0
INCEPTA/ENERGEN/PUNCTUA CRT-D N050/N051/N052/N053/N140/N141/N142/ N143/N160/N161/N162/N163/N164/N165/ P052/P053/P142/P143/P162/P163/P165	81,000	10	0	0	10	0	0
COGNIS N118/N119/N120/P106/P107/P108	109,000	24	50	4	26	0	0
CONTAK RENEWAL 4 H190/H195	18,000	1	13	1	2	0	0

CRT-P/Model	Worldwide Distribution	Electrical	Mechanical	Software	Other	Labeling	Packaging
VISIONIST/VALITUDE V172/V173/V182/V183/W172/W173	26,000	4	0	0	1	0	0
INTUA V272/V273/V282/V283/W272/W273	3,000	0	0	0	0	0	0
INVIVE V172/V173/V182/V183/W172/W173	18,000	0	0	1	2	0	0
CONTAK RENEWAL TR 2 H140/H145	31,000	1	8	0	2	0	0
CONTAK RENEWAL TR H120/H125	19,000	0	11	0	5	0	0

ICD/Model	Worldwide Distribution	Electrical	Mechanical	Software	Other	Labeling	Packaging
AUTOGEN ICD EL VR D160/D161/D174/D175	11,000	1	0	0	0	0	0
AUTOGEN ICD EL DR D162/D163/D176/D177	10,000	1	0	0	0	0	0
DYNAGEN/INOGEN/ORIGEN ICD EL VR D020/D021/D010/D011/D000/D001	29,000	1	0	1	1	0	0
DYNAGEN/INOGEN/ORIGEN ICD EL DR D020/D021/D010/D011/D000/D001	28,000	0	0	1	0	0	0
DYNAGEN/INOGEN/ORIGEN ICD MINI VR D020/D021/D010/D011/D000/D001	14,000	1	0	1	0	0	0
DYNAGEN/INOGEN/ORIGEN ICD MINI DR D022/D023/D012/D013/D002/D003	13,000	2	0	0	2	0	0

ICD/Model, continued...	Worldwide Distribution	Electrical	Mechanical	Software	Other	Labeling	Packaging
INCEPTA/ENERGEN/PUNCTUA ICD VR E050/E051/E140/E141/E160/E160/ F050/F051/F140/F141/F160/F161	68,000	3	1	0	9	0	0
INCEPTA/ENERGEN/PUNCTUA ICD DR E052/E053/E142/E143/E162/E163/ F052/F053/F142/F143/F162/F163	72,000	5	1	0	5	0	0
TELIGEN VR E102/E103/F102/F103	66,000	8	32	2	18	0	0
TELIGEN DR E110/E111/F110/F111	91,000	6	42	1	24	0	0
CONFIENT DR E030/F030	8,000	1	3	0	0	0	0

S-ICD/Model	Worldwide Distribution	Electrical	Mechanical	Software	Other	Labeling	Packaging
EMBLEM S-ICD A209/A219	25,000	0	0	2	16	0	0
SQ-RX S-ICD 1010	11,000	11	0	21	23	0	0

Pacemaker/Model	Worldwide Distribution	Electrical	Mechanical	Software	Other	Labeling	Packaging
ACCOLADE/PROPONENT/ESSENTIO DR EL J064/K064/K067/K084	71,000	1	0	1	1	0	0
ACCOLADE/PROPONENT/ESSENTIO DR J064/K064/K067/K084	149,000	1	0	1	6	0	0
ACCOLADE/PROPONENT/ESSENTIO SR L100/L110/L200/L210/L300/L310	52,000	0	0	0	5	0	0
ADVANTIO/INGENIO/VITALIO EL DR J064/J067/K064/K067/K084/K087/ J174/J177/K174/K177/K184/K187/ J274/J277/K274/K277/K284/K287	72,000	1	1	0	3	0	0
ADVANTIO/INGENIO/VITALIO/FORMIO DR J064/J067/K064/K067/K084/K087/J174/J177/ K174/K177/K184/K187/J274/J277/K274/K277/ K284/K287/J278/J279/K278/K279/K288/K289	217,000	4	0	1	15	0	0

Pacemaker/Model (cont.)	Worldwide Distribution	Electrical	Mechanical	Software	Other	Labeling	Packaging
ADVANTIO/INGENIO/VITALIO SR J062/J065/K062/K065/K082/K085/ J172/J175/K172/K175/K182/K185/ J272/J275/K272/K275/K282/K285	85,000	0	0	1	4	0	0
INGENIO VDD J178/J179/K188	2,000	0	0	0	21	0	0
ALTRUA 60 SR S601	68,000	1	6	0	2	0	0
ALTRUA 60 DR EL S606	90,000	0	8	0	2	0	0
ALTRUA 60 DR (Downsize) S603	132,000	1	22	0	4	0	0
ALTRUA 60 DR S602	56,000	1	11	0	2	0	0
ALTRUA 50 SR S501	25,000	0	1	0	0	0	0
ALTRUA 50 DR (Downsize) S502	48,000	0	2	0	1	0	0
ALTRUA 50 DDD (Downsize) S503	12,000	1	1	0	0	0	0
ALTRUA 50 VDD (Downsize) S504	6,000	0	0	0	0	0	0

Pacemaker/Model (cont.)	Worldwide Distribution	Electrical	Mechanical	Software	Other	Labeling	Packaging
ALTRUA 50 SSI S508	6,000	0	0	0	1	0	0
ALTRUA 40 SR S401	9,000	0	2	0	0	0	0
ALTRUA 40 DR (Downsize) S403	22,000	0	4	0	2	0	0
ALTRUA 40 DR S402	3,000	1	3	0	0	0	0
ALTRUA 40 DR EL S404	11,000	0	0	0	0	0	0
ALTRUA 20 SR S201/S204	24,000	0	2	0	0	0	0
ALTRUA 20 DR (Downsize) S203	16,000	0	1	0	0	0	0
ALTRUA 20 DR S202/S205	3,000	1	0	0	1	0	0
ALTRUA 20 DR EL S208	11,000	0	0	0	0	0	0
ALTRUA 20 DDD S207	1,000	0	0	0	0	0	0
ALTRUA 20 SSI S206	8,000	0	0	0	1	0	0
INSIGNIA Ultra SR 1190*	48,000	3	3	1	4	0	0
INSIGNIA Ultra DR 1291*	51,000	1	8	1	4	0	0
INSIGNIA Entra SR 1195/1198*	52,000	1	0	3	5	0	0
INSIGNIA Entra DR 1294/1295*	37,000	0	6	3	9	0	0
INSIGNIA Plus SR 1194*	51,000	1	5	13	5	0	0
INSIGNIA Plus DR 1297*	47,000	0	7	8	6	0	1
INSIGNIA AVT 0482/0882/0982/1192/1292*	51,000	1	1	0	3	0	0

*Counts consist of Boston Scientific and Intermedics co-branded pacemaker data.

U.S. Reason for Out of Service

As requested by the Heart Rhythm Society Task Force on Device Performance Policies and Guidelines, Boston Scientific provides reasons for device explant or out of service, if known. The reasons consist of normal battery depletion, unconfirmed premature battery depletion, device upgrade, device malfunction (which includes devices under advisory that have experienced a malfunction), complication related to another system component or clinical condition, (such as infection), or "other," a category consisting of patient death, prophylactic device explant, elective replacement, general product dissatisfaction, other observation/complication, unspecified, or unknown.

The counts for normal battery depletion, unconfirmed premature battery depletion, and device malfunction are reflected in the U.S. survival probability data. Reason for device explant or out of service may either be confirmed through laboratory analysis (as in the case of device malfunction) or it may be reported to Boston Scientific with no associated device return or laboratory analysis. Although a device may be indicated by the health care provider to have been taken out of service for more than one reason, the table below indicates only one reason per device in category counts.

CRT-D/Model	U.S. Registered Implants	Normal Battery Depletion	Unconfirmed Premature Battery Depletion	Device Upgrade	Device Malfunction ¹	Complication related to another system component or clinical condition ²	Other ³
DYNAGEN/INOGEN/ORIGEN CRT-D G050/G051/G056/G058/G140/G141/G146/ G148/G150/G151/G154/G156/G158	38000	3	3	53	14	407	1969
INCEPTA/ENERGEN/PUNCTUA CRT-D N050/N051/N052/N053/N140/N141/N142/N143/N160/N1 61/N162/N163/N164/N165/P052/P053/P142/P143/ P162/P163/P165	52000	253	43	120	263	946	10514
COGNIS N118/N119/N120/P106/P107/P108	75000	2915	134	132	1674	1771	31798
CRT-P/Model	U.S. Registered Implants	Normal Battery Depletion	Unconfirmed Premature Battery Depletion	Device Upgrade	Device Malfunction ¹	Complication related to another system component or clinical condition ²	Other ³
VISIONIST/VALITUDE U125/U128/U225/U226/U228	12000	1	1	121	5	87	572
INTUA V272/V273/V282/V283/W272/W273	3000	6	0	31	1	22	310
INVIVE V172/V173/V182/V183/W172/W173	8000	49	0	68	2	61	1683
CONTAK RENEWAL TR H120/H125	19000	3099	16	175	54	261	10094

S-ICD/Model	U.S. Registered Implants	Normal Battery Depletion	Unconfirmed Premature Battery Depletion	Device Upgrade	Device Malfunction ¹	Complication related to another system component or clinical condition ²	Other ³
EMBLEM S-ICD A209, A219	13000	1	0	30	5	243	428
SQ-RX S-ICD 1010	8000	121	0	52	44	266	816

ICD/Model	U.S. Registered Implants	Normal Battery Depletion	Unconfirmed Premature Battery Depletion	Device Upgrade	Device Malfunction ¹	Complication related to another system component or clinical condition ²	Other ³
DYNAGEN/INOGEN/ORIGEN ICD EL DR D052/D053/D142/D143/D152/D153	19000	4	0	188	3	143	574
DYNAGEN/INOGEN/ORIGEN ICD EL VR D050/D051/D140/D141/D150/D151	18000	1	1	187	3	117	466
DYNAGEN/INOGEN/ORIGEN ICD MINI DR D002/D003/D012/D013/D022/D023	6000	2	1	70	6	75	410
DYNAGEN/INOGEN/ORIGEN ICD MINI VR D000/D001/D010/D011/D020/D021	6000	3	0	83	4	68	390
INCEPTA/ENERGEN/PUNCTUA ICD VR E050/E051/E140/E141/E160/E160/ F050/F051/F140/F141/F160/F161	39000	54	22	632	116	512	5527
INCEPTA/ENERGEN/PUNCTUA ICD DR E052/E053/E142/E143/E162/E163/ F052/F053/F142/F143/F162/F163	47000	49	16	786	175	627	6931

ICD/Model, continued...	U.S. Registered Implants	Normal Battery Depletion	Unconfirmed Premature Battery Depletion	Device Upgrade	Device Malfunction ¹	Complication related to another system component or clinical condition ²	Other ³
TELIGEN VR E102/E103/F102/F103	38000	100	125	861	1359	669	12778
TELIGEN DR E110/E111/F110/F111	66000	385	180	1259	2017	1181	23233
CONFIENT DR E030/F030	7000	813	2	189	14	158	3198
Pacemaker/Model	U.S. Registered Implants	Normal Battery Depletion	Unconfirmed Premature Battery Depletion	Device Upgrade	Device Malfunction ¹	Complication related to another system component or clinical condition ²	Other ³
ACCOLADE/PROONENT/ESSENTIO DR EL L121/L131/L221/L231/L321/L331	29000	6	3	233	9	119	621
ACCOLADE/PROONENT/ESSENTIO DR L101/L111/L201/L211/L301/L311	79000	16	3	558	23	331	2702

Pacemaker/Model, continued...	U.S. Registered Implants	Normal Battery Depletion	Unconfirmed Premature Battery Depletion	Device Upgrade	Device Malfunction ¹	Complication related to another system component or clinical condition ²	Other ³
ACCOLADE/PROPONENT/ESSENTIO SR L100/L110/L200/L210/L300/L310	16000	4	0	178	4	75	1034
ADVANTIO/INGENIO/VITALIO EL DR J064/J067/K064/K067/K084/K087/ J174/J177/K174/K177/K184/K187/ J274/J277/K274/K277/K284/K287	11000	4	0	163	4	54	887
ADVANTIO/INGENIO/VITALIO/FORMIO DR J064/J067/K064/K067/K084/K087/J174/J177/ K174/K177/K184/K187/J274/J277/K274/K277/ K284/K287/J278/J279/K278/K279/K288/K289	121000	156	14	1280	41	724	17585
ADVANTIO/INGENIO/VITALIO SR J062/J065/K062/K065/K082/K085/ J172/J175/K172/K175/K182/K185/ J272/J275/K272/K275/K282/K285	27000	18	0	284	8	146	6214
ALTRUA 60 SR S601	32000	832	4	294	9	177	15052
ALTRUA 60 DR (Downsize) S603	90000	11082	46	759	67	573	31552
ALTRUA 60 DR S602	22000	729	6	250	18	198	7705
ALTRUA 60 DR EL S606	59000	666	12	608	11	424	16731
ALTRUA 40 SR S401	5000	114	0	31	2	23	2440
ALTRUA 40 DR (downsize) S403	14000	1720	4	89	3	79	5211
ALTRUA 40 DR S402	2000	68	1	18	0	8	763
ALTRUA 40 DR EL S404	5000	53	1	46	1	43	1854
ALTRUA 20 SR S201/S204	5000	55	1	24	2	36	2550
ALTRUA 20 DR (downsize) S203	5000	303	3	32	0	39	2333

Pacemaker/Model (cont.)	U.S. Registered Implants	Normal Battery Depletion	Unconfirmed Premature Battery Depletion	Device Upgrade	Device Malfunction ¹	Complication related to another system component or clinical condition ²	Other ³
ALTRUA 20 DR S202/S205	2000	56	0	11	1	15	846
ALTRUA 20 DR EL S208	3000	25	0	24	1	11	1291
INSIGNIA Ultra SR 1190 ⁴	24000	2910	10	223	43	146	16712
INSIGNIA Ultra DR 1291 ⁴	32000	5301	23	374	185	315	16177
INSIGNIA Entra SR 1195/1198 ⁴	14000	1049	10	94	9	75	10718
INSIGNIA Entra DR 1294/1295 ⁴	17000	2150	14	149	66	184	11219
INSIGNIA Plus SR 1194 ⁴	27000	3550	8	231	27	155	20832
INSIGNIA Plus DR 1297 ⁴	27000	5765	20	277	132	261	15518

¹ Device malfunction consists of all U.S. confirmed malfunctions for a product/product grouping. These include confirmed malfunctions for advisory populations, as well as any other type of malfunction in which a device was returned and confirmed by laboratory analysis to have malfunctioned.. U.S. confirmed malfunction counts are reflected in U.S. survival probability.

² System component and/or clinical condition complications may include, for example: infection, erosion, lead-to-PG interface.

³ Other consists of: patient death, elective replacement, general product dissatisfaction, other observation/complication, unspecified, or unknown.

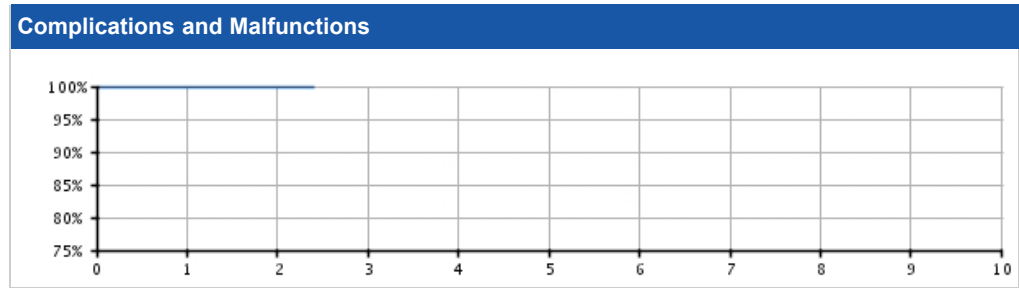
⁴ Counts consist of Boston Scientific and Intermedics co-branded pacemaker data.

ACUITY X4 Spiral L

Models 4677/4678

U.S. Survival Probability	Worldwide Malfunction Details	Product Advisories
---------------------------	-------------------------------	--------------------

U.S. Summary	
U.S. Registered Implants: 4,000 U.S. Approval Date: February 2016 U.S. Estimated Active Implants: 4,000	U.S. Chronic Lead Complications: 1 U.S. Malfunctions: 0 Without Compromised Therapy: 0 With Compromised Therapy: 0




U.S. Survival Probability

Year	1	2	3	4	5	6	7	8	9	10
Non Advisory Population	99.97 <small>(-0.2/+0.0)</small>	99.97 <small>(-0.2/+0.0)</small>	99.97 @ 29 mo. <small>(-0.2/+0.0)</small>	--	--	--	--	--	--	--
Registered Implants: 4000										
Effective Sample Size	1519	351	221	--	--	--	--	--	--	--

ACUITY X4 Spiral L

Models 4677/4678

U.S. Survival Probability	Worldwide Malfunction Details	Product Advisories
---------------------------	-------------------------------	--------------------

ACUITY X4 Spiral L Models 4677/4678			
Worldwide Distribution: 12,000			
Worldwide Confirmed Malfunctions: 1			
	Without Compromised Therapy	With Compromised Therapy	Total
Conductor	-	-	0
Crimp/Weld/Bond	-	-	0
Extrinsic	-	-	0
Insulation	-	-	0
Other	1	-	1
WW Confirmed Malfunctions	1	0	1

[More details](#) about malfunctions

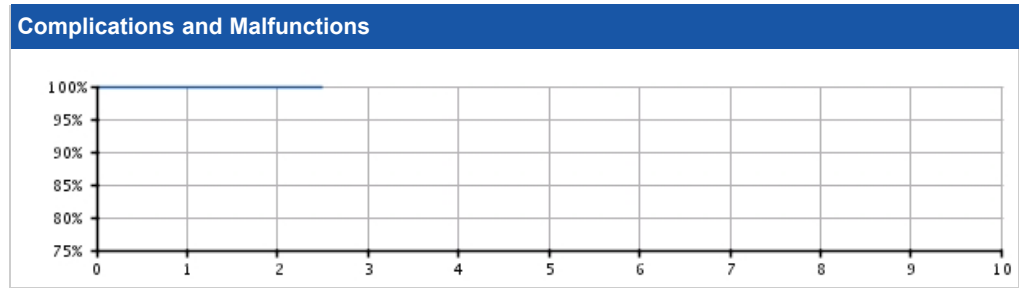
[References](#) cited in table above

ACUITY X4 Spiral S

Models 4674/4675

U.S. Survival Probability	Worldwide Malfunction Details	Product Advisories
---------------------------	-------------------------------	--------------------

U.S. Summary	
U.S. Registered Implants: 11,000 U.S. Approval Date: February 2016 U.S. Estimated Active Implants: 11,000	U.S. Chronic Lead Complications: 10 U.S. Malfunctions: 0 Without Compromised Therapy: 0 With Compromised Therapy: 0




U.S. Survival Probability

Year	1	2	3	4	5	6	7	8	9	10
Non Advisory Population	99.87 <small>(-0.1/+0.1)</small>	99.87 <small>(-0.1/+0.1)</small>	99.87 @ 30 mo. <small>(-0.1/+0.1)</small>	--	--	--	--	--	--	--
Registered Implants: 11000										
Effective Sample Size	3131	472	239	--	--	--	--	--	--	--

ACUITY X4 Spiral S

Models 4674/4675

U.S. Survival Probability	Worldwide Malfunction Details	Product Advisories
---------------------------	-------------------------------	--------------------

ACUITY X4 Spiral S Models 4674/4675			
Worldwide Distribution: 27,000			
Worldwide Confirmed Malfunctions: 0			
	Without Compromised Therapy	With Compromised Therapy	Total
Conductor	-	-	0
Crimp/Weld/Bond	-	-	0
Insulation	-	-	0
Other	-	-	0
WW Confirmed Malfunctions	0	0	0

[More details](#) about malfunctions

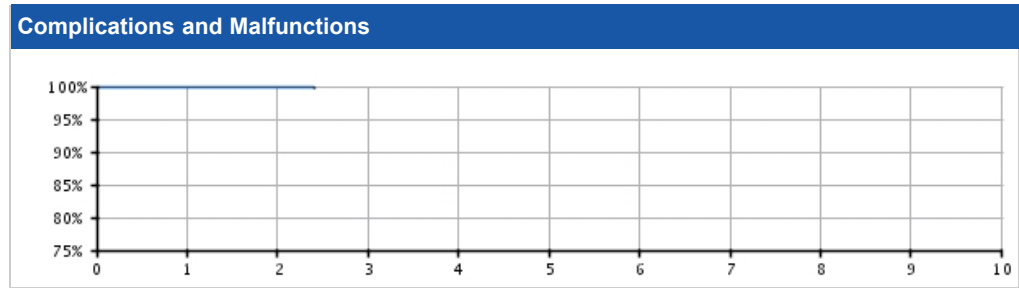
[References](#) cited in table above

ACUITY X4 Straight

Models 4671/4672

U.S. Survival Probability	Worldwide Malfunction Details	Product Advisories
---------------------------	-------------------------------	--------------------

U.S. Summary	
U.S. Registered Implants: 8,000 U.S. Approval Date: February 2016 U.S. Estimated Active Implants: 7,000	U.S. Chronic Lead Complications: 11 U.S. Malfunctions: 0 Without Compromised Therapy: 0 With Compromised Therapy: 0




U.S. Survival Probability

Year	1	2	3	4	5	6	7	8	9	10
Non Advisory Population	99.77 <small>(-0.2/+0.1)</small>	99.77 <small>(-0.2/+0.1)</small>	99.77 @ 29 mo. <small>(-0.2/+0.1)</small>	--	--	--	--	--	--	--
Registered Implants: 8000										
Effective Sample Size	1875	364	221	--	--	--	--	--	--	--

ACUITY X4 Straight

Models 4671/4672

U.S. Survival Probability	Worldwide Malfunction Details	Product Advisories
---------------------------	-------------------------------	--------------------

ACUITY X4 Straight Models 4671/4672			
Worldwide Distribution: 23,000			
Worldwide Confirmed Malfunctions: 0			
	Without Compromised Therapy	With Compromised Therapy	Total
Conductor	-	-	0
Crimp/Weld/Bond	-	-	0
Insulation	-	-	0
Other	-	-	0
WW Confirmed Malfunctions	0	0	0

[More details](#) about malfunctions

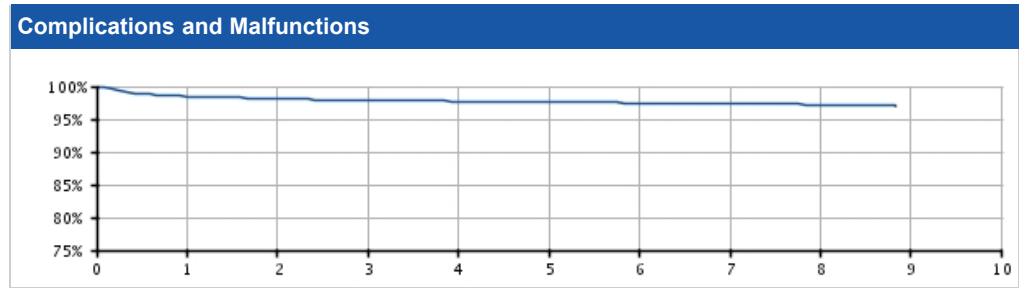
[References](#) cited in table above

ACUITY Spiral

Models 4591/4592/4593

U.S. Survival Probability	Worldwide Malfunction Details	Product Advisories	Longitude Survival Probability
----------------------------------	--------------------------------------	---------------------------	---------------------------------------

U.S. Summary	
U.S. Registered Implants: 23,000	U.S. Chronic Lead Complications: 459
U.S. Approval Date: May 2008	U.S. Malfunctions: 8
U.S. Estimated Active Implants: 14,000	Without Compromised Therapy: 4
	With Compromised Therapy: 4




U.S. Survival Probability

Year	1	2	3	4	5	6	7	8	9	10
Non Advisory Population	98.48 (-0.2/+0.2)	98.13 (-0.2/+0.2)	97.89 (-0.2/+0.2)	97.73 (-0.2/+0.2)	97.59 (-0.2/+0.2)	97.47 (-0.3/+0.2)	97.42 (-0.3/+0.2)	97.13 (-0.4/+0.3)	97.02 @ 106 mo. (-0.4/+0.4)	-
Registered Implants: 22000										
Effective Sample Size	19138	16275	13232	10122	7355	5006	2874	1279	251	-

ACUITY Spiral

Models 4591/4592/4593

U.S. Survival Probability	Worldwide Malfunction Details	Product Advisories	Longitude Survival Probability
---------------------------	-------------------------------	--------------------	--------------------------------

ACUITY Spiral Models 4591/4592/4593			
Worldwide Distribution: 44,000			
Worldwide Confirmed Malfunctions: 8			
	Without Compromised Therapy	With Compromised Therapy	Total
Conductor	1	3	4
²⁷ Non-patterned, Conductor	1	3	
Crimp/Weld/Bond	-	-	0
Insulation	1	1	2
²⁸ Non-patterned, Insulation	1	1	
Other	2	-	2
²⁶ Non-patterned, Other	2	-	
WW Confirmed Malfunctions	4	4	8

[More details](#) about malfunctions

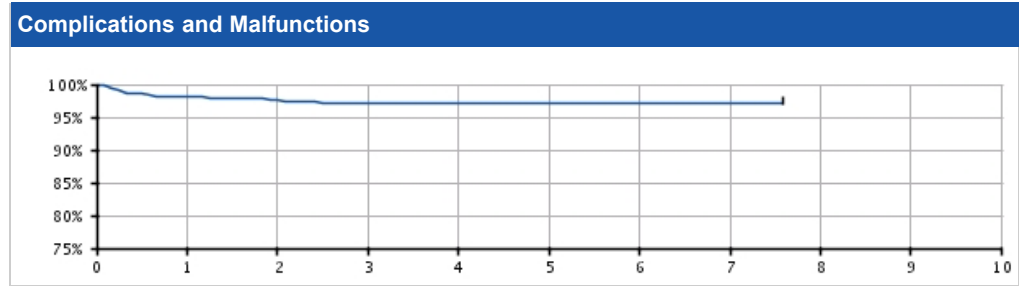
[References](#) cited in table above

ACUITY Spiral Longitude*

Models 4591/4592/4593

U.S. Survival Probability	Worldwide Malfunction Details	Product Advisories	Longitude Survival Probability
---------------------------	-------------------------------	--------------------	--------------------------------

Longitude Registry Summary Data	
Leads Enrolled: 1183	Chronic Lead Complications: 33
Leads Active: 870	Malfunctions:0
Cumulative Followup Months : 47,093	Without Compromised Therapy:0
	With Compromised Therapy:0



Longitude Registry Survival Probability

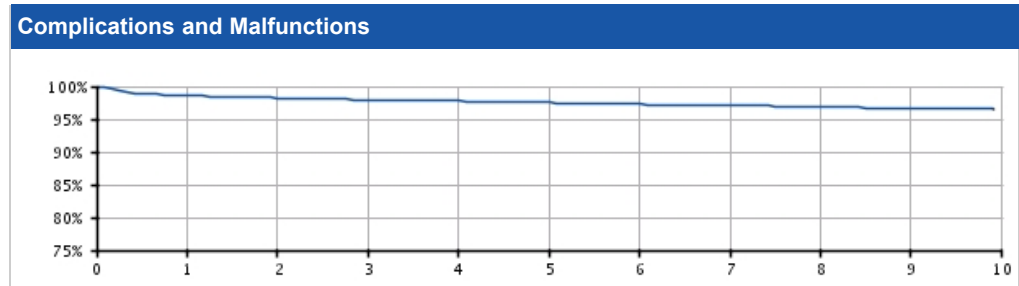
Year	1	2	3	4	5	6	7	8	9	10
Longitude	98.03 (-1.6/+1.6)	97.56 (-1.7/+1.7)	97.25 (-1.9/+1.9)	97.25 (-1.9/+1.9)	97.25 (-1.9/+1.9)	97.25 (-1.9/+1.9)	97.25 (-1.9/+3.8)	97.25 @ 91 mo. (-1.9/+3.8)	--	--
Registered Implants: 1183										
Effective Sample Size	1149	995	854	654	506	330	144	59	--	--

ACUITY Steerable

Models 4554/4555/4556

U.S. Survival Probability	Worldwide Malfunction Details	Product Advisories
---------------------------	-------------------------------	--------------------

U.S. Summary	
U.S. Registered Implants: 29,000	U.S. Chronic Lead Complications: 605
U.S. Approval Date: May 2008	U.S. Malfunctions: 32
U.S. Estimated Active Implants: 16,000	Without Compromised Therapy: 11
	With Compromised Therapy: 21




U.S. Survival Probability

Year	1	2	3	4	5	6	7	8	9	10
Non Advisory Population	98.59 <small>(-0.1/+0.1)</small>	98.23 <small>(-0.2/+0.2)</small>	97.97 <small>(-0.2/+0.2)</small>	97.76 <small>(-0.2/+0.2)</small>	97.51 <small>(-0.2/+0.2)</small>	97.26 <small>(-0.2/+0.2)</small>	97.06 <small>(-0.3/+0.2)</small>	96.91 <small>(-0.3/+0.3)</small>	96.66 <small>(-0.3/+0.3)</small>	96.58 @ <small>119 mo. (-0.4/+0.4)</small>
Registered Implants: 29000										
Effective Sample Size	24308	21191	17852	14304	11273	8540	5988	3685	1695	245

ACUITY Steerable

Models 4554/4555/4556

U.S. Survival Probability	Worldwide Malfunction Details	Product Advisories
---------------------------	-------------------------------	--------------------

ACUITY Steerable Models 4554/4555/4556 			
Worldwide Distribution: 64,000			
Worldwide Confirmed Malfunctions: 55			
	Without Compromised Therapy	With Compromised Therapy	Total
Conductor	12	35	47
²⁷ Non-patterned, Conductor	7	9	
³⁴ Extracardiac fracture	5	26	
Crimp/Weld/Bond	-	-	0
Insulation	-	1	1
²⁸ Non-patterned, Insulation	-	1	
Other	6	1	7
²⁶ Non-patterned, Other	6	1	
WW Confirmed Malfunctions	18	37	55

[More details](#) about malfunctions

[References](#) cited in table above

EASYTRAK 3

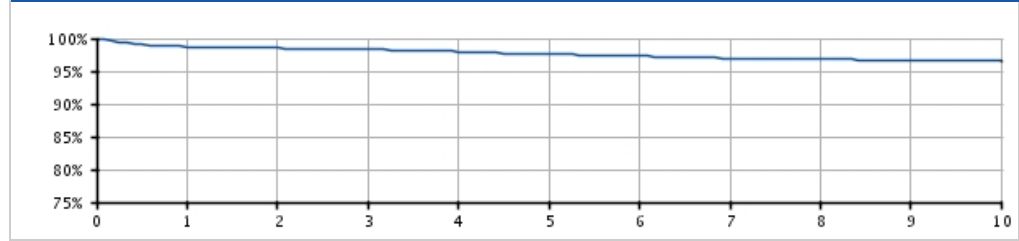
Models 4522/4524/4525/4527/4548/
4549/4550

U.S. Survival Probability	Worldwide Malfunction Details	Product Advisories
----------------------------------	--------------------------------------	---------------------------

U.S. Summary

U.S. Registered Implants: 22,000 U.S. Approval Date: August 2004 U.S. Estimated Active Implants: 10,000	U.S. Chronic Lead Complications: 448 U.S. Malfunctions: 30 Without Compromised Therapy: 7 With Compromised Therapy: 23
--	---

Complications and Malfunctions



U.S. Survival Probability

Year	1	2	3	4	5	6	7	8	9	10
Non Advisory Population	98.70 (-0.2/+0.1)	98.51 (-0.2/+0.2)	98.30 (-0.2/+0.2)	97.99 (-0.2/+0.2)	97.62 (-0.2/+0.2)	97.33 (-0.3/+0.2)	96.95 (-0.3/+0.3)	96.81 (-0.3/+0.3)	96.66 (-0.4/+0.3)	96.56 (-0.4/+0.3)
Registered Implants: 22000										
Effective Sample Size	18393	16127	13790	11383	9203	7442	5998	4728	3544	2575

EASYTRAK 3

Models 4522/4524/4525/4527/4548/
4549/4550

U.S. Survival Probability	Worldwide Malfunction Details	Product Advisories
---------------------------	-------------------------------	--------------------

EASYTRAK 3 Models 4522/4524/4525/4527/4548/ 4549/4550			
Worldwide Distribution: 43,000 Worldwide Confirmed Malfunctions: 49			
	Without Compromised Therapy	With Compromised Therapy	Total
Conductor	10	34	44
²⁷ Non-patterned, Conductor	6	5	
³⁴ Extracardiac fracture	4	29	
Crimp/Weld/Bond	-	-	0
Insulation	3	1	4
²⁸ Non-patterned, Insulation	3	1	
Other	1	-	1
²⁶ Non-patterned, Other	1	-	
WW Confirmed Malfunctions	14	35	49

[More details](#) about malfunctions

[References](#) cited in table above

EASYTRAK 2

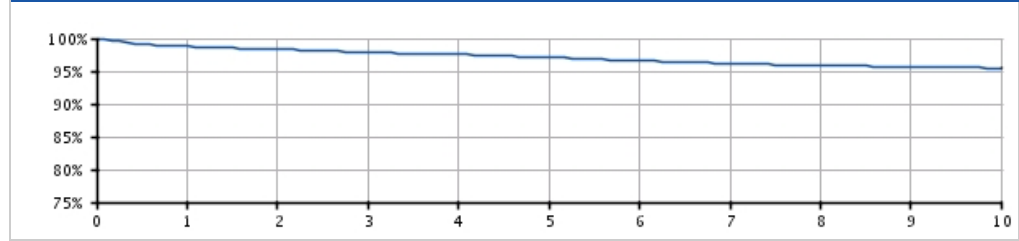
Models 4515/4517/4518/4520/4542/
4543/4544

U.S. Survival Probability	Worldwide Malfunction Details	Product Advisories
----------------------------------	--------------------------------------	---------------------------

U.S. Summary

U.S. Registered Implants: 97,000	U.S. Chronic Lead Complications: 2,257
U.S. Approval Date: August 2004	U.S. Malfunctions: 364
U.S. Estimated Active Implants: 42,000	Without Compromised Therapy: 109
	With Compromised Therapy: 255

Complications and Malfunctions



U.S. Survival Probability

Year	1	2	3	4	5	6	7	8	9	10
Non Advisory Population	98.77 (-0.1/+0.1)	98.32 (-0.1/+0.1)	97.90 (-0.1/+0.1)	97.54 (-0.1/+0.1)	97.09 (-0.1/+0.1)	96.59 (-0.1/+0.1)	96.16 (-0.2/+0.2)	95.86 (-0.2/+0.2)	95.67 (-0.2/+0.2)	95.46 (-0.2/+0.2)
Registered Implants: 97000										
Effective Sample Size	81408	70926	60504	50284	41243	33313	26029	19650	14219	9695

EASYTRAK 2

Models 4515/4517/4518/4520/4542/
4543/4544

U.S. Survival Probability	Worldwide Malfunction Details	Product Advisories
---------------------------	-------------------------------	--------------------

EASYTRAK 2 Models 4515/4517/4518/4520/4542/ 4543/4544			
Worldwide Distribution: 178,000 Worldwide Confirmed Malfunctions: 502			
	Without Compromised Therapy	With Compromised Therapy	Total
Conductor	120	356	476
²⁴ Conductor fracture	1	-	
²⁵ Conductor fracture	111	309	
²⁷ Non-patterned, Conductor	8	47	
Crimp/Weld/Bond	-	-	0
Insulation	11	2	13
²⁸ Non-patterned, Insulation	11	2	
Other	8	5	13
²⁶ Non-patterned, Other	8	5	
WW Confirmed Malfunctions	139	363	502

[More details](#) about malfunctions

[References](#) cited in table above

EASYTRAK

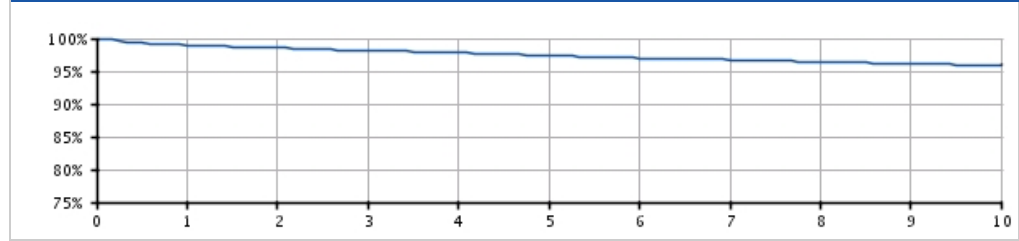
Models 4510/4511/4512/4513/4535/
4536/4537/4538

U.S. Survival Probability	Worldwide Malfunction Details	Product Advisories
----------------------------------	--------------------------------------	---------------------------

U.S. Summary

U.S. Registered Implants: 38,000	U.S. Chronic Lead Complications: 910
U.S. Approval Date: May 2002	U.S. Malfunctions: 25
U.S. Estimated Active Implants: 7,000	Without Compromised Therapy: 10
	With Compromised Therapy: 15

Complications and Malfunctions



U.S. Survival Probability


Year	1	2	3	4	5	6	7	8	9	10
Non Advisory Population	98.94 (-0.1/+0.1)	98.57 (-0.1/+0.1)	98.15 (-0.2/+0.1)	97.84 (-0.2/+0.2)	97.36 (-0.2/+0.2)	97.00 (-0.2/+0.2)	96.75 (-0.2/+0.2)	96.36 (-0.3/+0.2)	96.11 (-0.3/+0.3)	95.94 (-0.3/+0.3)
Registered Implants: 38000										
Effective Sample Size	30531	26244	22510	19337	16500	14100	12093	10524	9238	7961

EASYTRAK

Models 4510/4511/4512/4513/4535/
4536/4537/4538

U.S. Survival Probability	Worldwide Malfunction Details	Product Advisories
---------------------------	-------------------------------	--------------------

EASYTRAK
Models 4510/4511/4512/4513/4535/
4536/4537/4538



Worldwide Distribution: 53,000
Worldwide Confirmed Malfunctions: 27

	Without Compromised Therapy	With Compromised Therapy	Total
Conductor	-	13	13
²⁷ Non-patterned, Conductor	-	13	
Crimp/Weld/Bond	-	-	0
Insulation	3	3	6
²⁸ Non-patterned, Insulation	3	3	
Other	7	1	8
²⁶ Non-patterned, Other	7	1	
WW Confirmed Malfunctions	10	17	27

[More details](#) about malfunctions

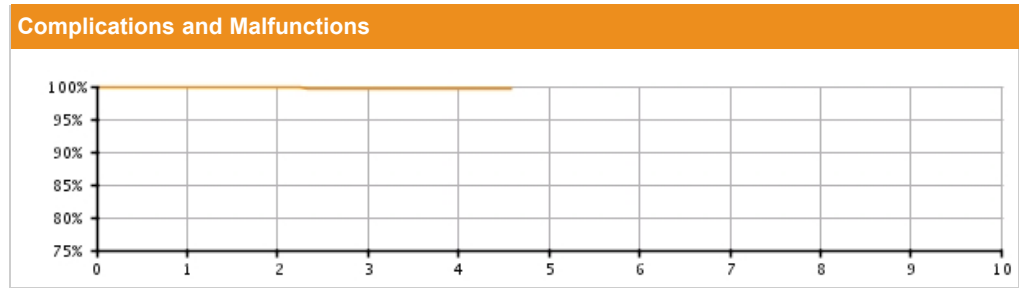
[References](#) cited in table above

EMBLEM/Q-TRAK S-ICD Electrode

Models 3010/3401/3501

U.S. Survival Probability	Worldwide Malfunction Details	Product Advisories
----------------------------------	--------------------------------------	---------------------------

U.S. Summary	
U.S. Registered Implants: 20,000	U.S. Chronic Lead Complications: 14
U.S. Approval Date: September 2012	U.S. Malfunctions: 1
U.S. Estimated Active Implants: 18,000	Without Compromised Therapy: 0
	With Compromised Therapy: 1




U.S. Survival Probability										
Year	1	2	3	4	5	6	7	8	9	10
Non Advisory Population	99.88 (-0.1/+0.0)	99.79 (-0.1/+0.1)	99.70 (-0.2/+0.1)	99.70 (-0.2/+0.1)	99.70 @ 55 mo. (-0.2/+0.1)	--	--	--	--	--
Registered Implants: 20000										
Effective Sample Size	12183	5797	1996	338	213	--	--	--	--	--

EMBLEM/Q-TRAK S-ICD Electrode

Models 3010/3401/3501

U.S. Survival Probability	Worldwide Malfunction Details	Product Advisories
---------------------------	-------------------------------	--------------------

EMBLEM/Q-TRAK S-ICD Electrode
Models 3010/3401/3501



Worldwide Distribution: 35,000
Worldwide Confirmed Malfunctions: 6

	Without Compromised Therapy	With Compromised Therapy	Total
Conductor	-	-	0
Crimp/Weld/Bond	-	3	3
³⁷ Weld fracture	-	3	
Insulation	-	-	0
Other	-	3	3
²⁶ Non-patterned, Other	-	3	
WW Confirmed Malfunctions	0	6	6


[More details](#) about malfunctions

[References](#) cited in table above

ENDOTAK RELIANCE G 4-FRONT Dual Coil Active Fixation

Models 0658/0695/0696

U.S. Survival Probability	Worldwide Malfunction Details	Product Advisories
----------------------------------	--------------------------------------	---------------------------

ENDOTAK RELIANCE G 4-FRONT Dual Coil Active Fixation Models 0658/0695/0696 			
Worldwide Distribution: 11,000			
Worldwide Confirmed Malfunctions: 0			
	Without Compromised Therapy	With Compromised Therapy	Total
Conductor	-	-	0
Crimp/Weld/Bond	-	-	0
Insulation	-	-	0
²⁸ Non-patterned, Insulation	-	-	
Other	-	-	0
WW Confirmed Malfunctions	0	0	0

[More details](#) about malfunctions

[References](#) cited in table above

ENDOTAK RELIANCE SG 4-FRONT Single Coil Active Fixation

Models 0657/0692/0693

U.S. Survival Probability	Worldwide Malfunction Details	Product Advisories
---------------------------	-------------------------------	--------------------

ENDOTAK RELIANCE SG 4-FRONT
Single Coil Active Fixation
Models 0657/0692/0693

Worldwide Distribution: 41,000
Worldwide Confirmed Malfunctions: 19

	Without Compromised Therapy	With Compromised Therapy	Total
Conductor	-	13	13
²⁷ Non-patterned, Conductor	-	4	
³⁸ Conductor cable fracture	-	9	
Crimp/Weld/Bond	-	-	0
Insulation	-	3	3
²⁸ Non-patterned, Insulation	-	3	
Other	-	3	3
²⁶ Non-patterned, Other	-	3	
WW Confirmed Malfunctions	0	19	19

[More details](#) about malfunctions

[References](#) cited in table above

ENDOTAK RELIANCE G 4-FRONT Dual Coil Passive Fixation

Models 0655/0685/0686

U.S. Survival Probability	Worldwide Malfunction Details	Product Advisories
---------------------------	-------------------------------	--------------------

ENDOTAK RELIANCE G 4-FRONT Dual Coil Passive Fixation
Models 0655/0685/0686

Worldwide Distribution: 1,000
Worldwide Confirmed Malfunctions: 0

	Without Compromised Therapy	With Compromised Therapy	Total
Conductor	-	-	0
Crimp/Weld/Bond	-	-	0
Insulation	-	-	0
Other	-	-	0
WW Confirmed Malfunctions	0	0	0


[More details](#) about malfunctions

[References](#) cited in table above

ENDOTAK RELIANCE SG 4-FRONT Single Coil Passive Fixation

Models 0654/0682/0683

U.S. Survival Probability	Worldwide Malfunction Details	Product Advisories
---------------------------	-------------------------------	--------------------

ENDOTAK RELIANCE SG 4-FRONT Single Coil Passive Fixation Models 0654/0682/0683 			
Worldwide Distribution: 3,000			
Worldwide Confirmed Malfunctions: 1			
	Without Compromised Therapy	With Compromised Therapy	Total
Conductor	-	1	1
³⁸ Conductor cable fracture	-	1	
Crimp/Weld/Bond	-	-	0
Insulation	-	-	0
Other	-	-	0
WW Confirmed Malfunctions	0	1	1

[More details](#) about malfunctions

[References](#) cited in table above

**ENDOTAK RELIANCE 4-Site
Dual Coil, Active Fixation**

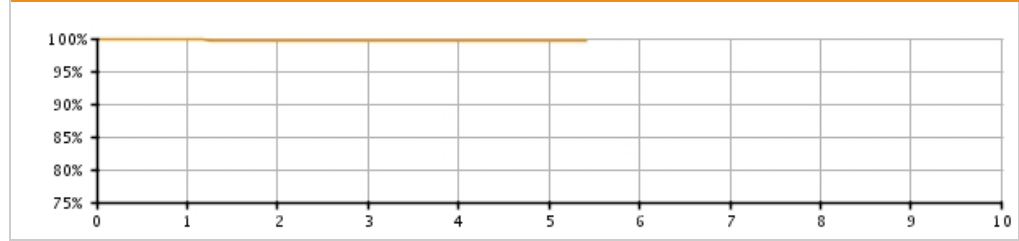
Models 0275/0276/0295/0296

U.S. Survival Probability	Worldwide Malfunction Details	Product Advisories
---------------------------	-------------------------------	--------------------

U.S. Summary

U.S. Registered Implants: 62,000	U.S. Chronic Lead Complications: 173
U.S. Approval Date: November 2010	U.S. Malfunctions: 14
U.S. Estimated Active Implants: 53,000	Without Compromised Therapy: 0
	With Compromised Therapy: 14

Complications and Malfunctions



U.S. Survival Probability


Year	1	2	3	4	5	6	7	8	9	10
Non Advisory Population	99.78 (-0.0/+0.0)	99.68 (-0.1/+0.0)	99.64 (-0.1/+0.1)	99.59 (-0.1/+0.1)	99.55 (-0.1/+0.1)	99.55 @ 65 mo. (-0.1/+0.1)	—	—	—	—
Registered Implants: 61000										
Effective Sample Size	48655	36801	25080	14091	3762	427	—	—	—	—

**ENDOTAK RELIANCE 4-Site
Dual Coil, Active Fixation**

Models 0275/0276/0295/0296

U.S. Survival Probability	Worldwide Malfunction Details	Product Advisories
---------------------------	-------------------------------	--------------------

**ENDOTAK RELIANCE 4-Site
Dual Coil, Active Fixation
Models 0275/0276/0295/0296**



Worldwide Distribution: 100,000
Worldwide Confirmed Malfunctions: 42

	Without Compromised Therapy	With Compromised Therapy	Total
Conductor	-	3	3
²⁷ Non-patterned, Conductor	-	3	
Crimp/Weld/Bond	-	-	0
Insulation	7	30	37
²⁸ Non-patterned, Insulation	7	30	
Other	2	-	2
²⁶ Non-patterned, Other	2	-	
WW Confirmed Malfunctions	9	33	42

[More details](#) about malfunctions

[References](#) cited in table above

**ENDOTAK RELIANCE 4-Site
Dual Coil, Active Fixation Longitude***

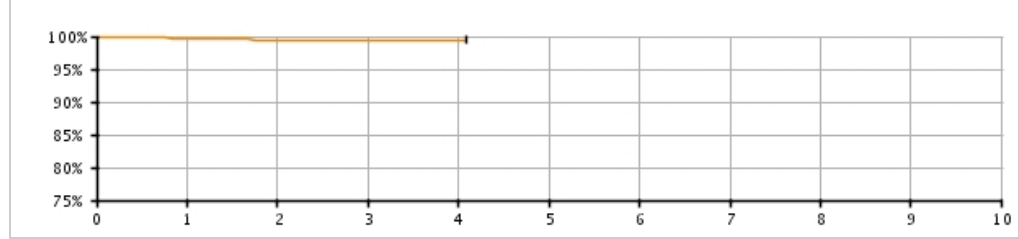
Models 0275/0276/0295/0296

U.S. Survival Probability	Worldwide Malfunction Details	Product Advisories
---------------------------	-------------------------------	--------------------

Longitude Registry Summary Data

Leads Enrolled: 850	Chronic Lead Complications:3
Leads Active: 619	U.S. Malfunctions:0
Cumulative Followup Months : 26,161	Without Compromised Therapy:0
	With Compromised Therapy:0

Complications and Malfunctions



Longitude Registry Survival Probability

Year	1	2	3	4	5	6	7	8	9	10
Longitude	99.75 (-1.6/+1.6)	99.46 (-1.7/+1.7)	99.29 (-1.9/+1.9)	99.29 (-1.9/+2.0)	99.25 @ 49 mo. (-1.9/+3.8)	--	--	--	--	--
Registered Implants: 850										
Effective Sample Size	744	655	431	60	51	--	--	--	--	--

**ENDOTAK RELIANCE 4-Site
Dual Coil, Passive Fixation**

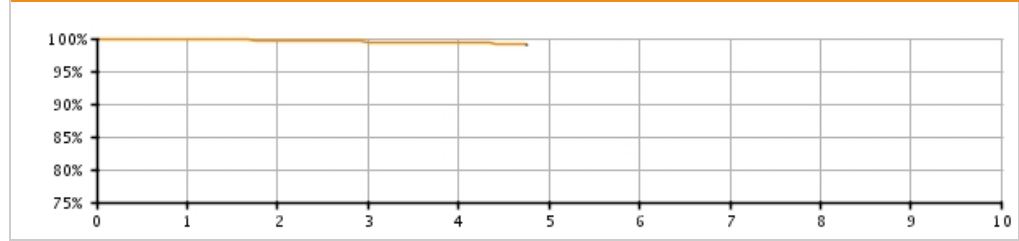
Models 0265/0266/0285/0286

U.S. Survival Probability	Worldwide Malfunction Details	Product Advisories
---------------------------	-------------------------------	--------------------

U.S. Summary

U.S. Registered Implants: 3,000	U.S. Chronic Lead Complications: 12
U.S. Approval Date: November 2010	U.S. Malfunctions: 0
U.S. Estimated Active Implants: 2,000	Without Compromised Therapy: 0
	With Compromised Therapy: 0

Complications and Malfunctions



U.S. Survival Probability


Year	1	2	3	4	5	6	7	8	9	10
Non Advisory Population	99.76 (-0.3/+0.1)	99.64 (-0.4/+0.2)	99.46 (-0.5/+0.3)	99.32 (-0.6/+0.3)	99.03 @ 57 mo. (-1.1/+0.5)	-	-	-	-	-
Registered Implants: 3000										
Effective Sample Size	2088	1574	989	487	210	-	-	-	-	-

**ENDOTAK RELIANCE 4-Site
Dual Coil, Passive Fixation**

Models 0265/0266/0285/0286

U.S. Survival Probability	Worldwide Malfunction Details	Product Advisories
---------------------------	-------------------------------	--------------------

**ENDOTAK RELIANCE 4-Site
Dual Coil, Passive Fixation
Models 0265/0266/0285/0286**



Worldwide Distribution: 9,000
Worldwide Confirmed Malfunctions: 0

	Without Compromised Therapy	With Compromised Therapy	Total
Conductor	-	-	0
Crimp/Weld/Bond	-	-	0
Insulation	-	-	0
Other	-	-	0
WW Confirmed Malfunctions	0	0	0

[More details](#) about malfunctions

[References](#) cited in table above

ENDOTAK RELIANCE 4-Site Single Coil, Active Fixation

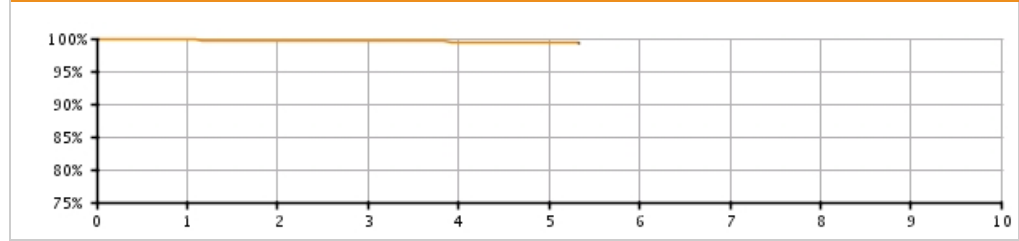
Models 0292/0293

U.S. Survival Probability	Worldwide Malfunction Details	Product Advisories
---------------------------	-------------------------------	--------------------

U.S. Summary

U.S. Registered Implants: 77,000	U.S. Chronic Lead Complications: 214
U.S. Approval Date: November 2010	U.S. Malfunctions: 12
U.S. Estimated Active Implants: 70,000	Without Compromised Therapy: 1
	With Compromised Therapy: 11

Complications and Malfunctions



U.S. Survival Probability


Year	1	2	3	4	5	6	7	8	9	10
Non Advisory Population	99.77 (-0.0/+0.0)	99.68 (-0.1/+0.0)	99.59 (-0.1/+0.1)	99.50 (-0.1/+0.1)	99.36 (-0.2/+0.2)	99.26 @ 64 mo. (-0.3/+0.2)	-	-	-	-
Registered Implants: 76000										
Effective Sample Size	52108	32516	17490	7521	1538	396	-	-	-	-

**ENDOTAK RELIANCE 4-Site
Single Coil, Active Fixation**

Models 0292/0293

U.S. Survival Probability	Worldwide Malfunction Details	Product Advisories
---------------------------	-------------------------------	--------------------

**ENDOTAK RELIANCE 4-Site
Single Coil, Active Fixation
Models 0292/0293**



Worldwide Distribution: 123,000
Worldwide Confirmed Malfunctions: 31

	Without Compromised Therapy	With Compromised Therapy	Total
Conductor	-	2	2
²⁴ Conductor fracture	-	1	
²⁷ Non-patterned, Conductor	-	1	
Crimp/Weld/Bond	-	-	0
Insulation	2	24	26
²⁸ Non-patterned, Insulation	2	24	
Other	-	3	3
²⁶ Non-patterned, Other	-	3	
WW Confirmed Malfunctions	2	29	31

[More details](#) about malfunctions

[References](#) cited in table above

**ENDOTAK RELIANCE 4-Site
Single Coil, Active Fixation Longitude***

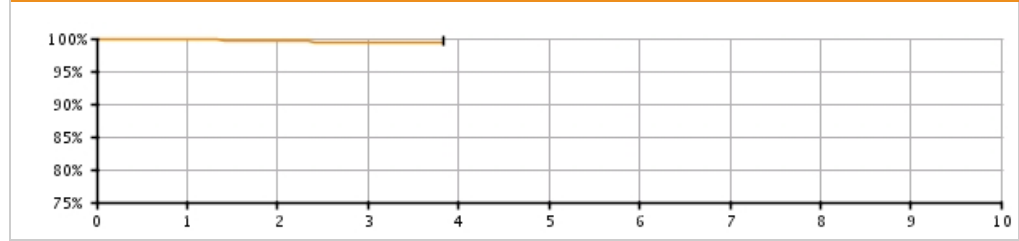
Models 0292/0293

U.S. Survival Probability	Worldwide Malfunction Details	Product Advisories
---------------------------	-------------------------------	--------------------

Longitude Registry Summary Data

Leads Enrolled: 1104 Leads Active: 890 Cumulative Followup Months : 32,326	Chronic Lead Complications: 5 U.S. Malfunctions:0 Without Compromised Therapy:0 With Compromised Therapy:0
--	---

Complications and Malfunctions



Longitude Registry Survival Probability

Year	1	2	3	4	5	6	7	8	9	10
Longitude	99.89 (-1.6/+1.6)	99.53 (-1.7/+1.7)	99.39 (-1.9/+1.9)	99.39 @ 46 mo. (-1.9/+3.8)	—	—	—	—	—	—
Registered Implants: 1104										
Effective Sample Size	854	758	516	52	—	—	—	—	—	—

ENDOTAK RELIANCE 4-Site Single Coil, Passive Fixation

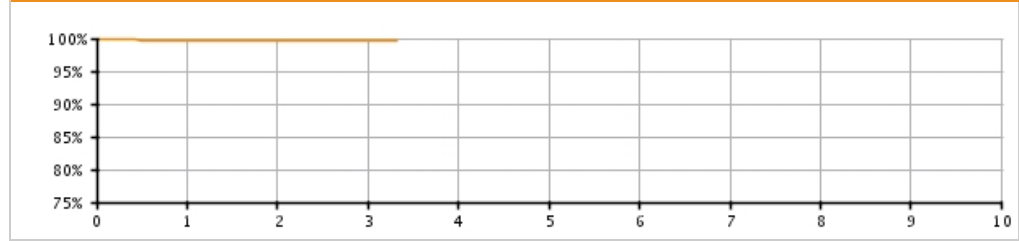
Models 0282/0283

U.S. Survival Probability	Worldwide Malfunction Details	Product Advisories
---------------------------	-------------------------------	--------------------

U.S. Summary

U.S. Registered Implants: 1,000	U.S. Chronic Lead Complications: 4
U.S. Approval Date: November 2010	U.S. Malfunctions: 0
U.S. Estimated Active Implants: 1,000	Without Compromised Therapy: 0
	With Compromised Therapy: 0

Complications and Malfunctions



U.S. Survival Probability


Year	1	2	3	4	5	6	7	8	9	10
Non Advisory Population	99.69 (-0.5/+0.2)	99.69 (-0.5/+0.2)	99.69 (-0.5/+0.2)	99.69 @ 40 mo. (-0.5/+0.2)	—	—	—	—	—	—
Registered Implants: 1000										
Effective Sample Size	957	539	262	204	—	—	—	—	—	—

**ENDOTAK RELIANCE 4-Site
Single Coil, Passive Fixation**

Models 0282/0283

U.S. Survival Probability	Worldwide Malfunction Details	Product Advisories
---------------------------	-------------------------------	--------------------

**ENDOTAK RELIANCE 4-Site
Single Coil, Passive Fixation
Models 0282/0283**



Worldwide Distribution: 4,000
Worldwide Confirmed Malfunctions: 2

	Without Compromised Therapy	With Compromised Therapy	Total
Conductor	-	-	0
Crimp/Weld/Bond	-	-	0
Insulation	-	1	1
²⁸ Non-patterned, Insulation	-	1	
Other	-	1	1
Non-patterned, Other	-	1	
WW Confirmed Malfunctions	0	2	2

[More details](#) about malfunctions

[References](#) cited in table above

**ENDOTAK RELIANCE
Dual Coil, Active Fixation**

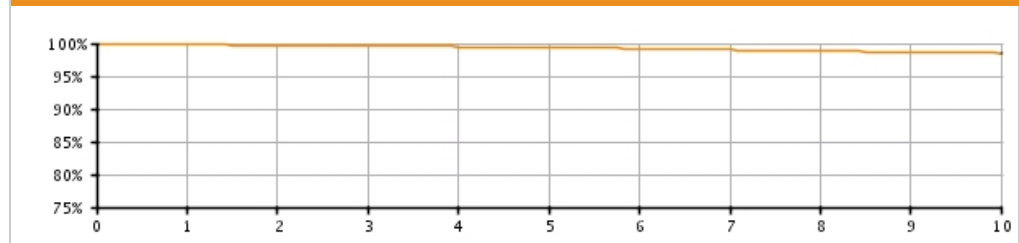
Models 0157/0158/0159/0164/0165/
0166/0167/0184/0185/0186/
0187

U.S. Survival Probability	Worldwide Malfunction Details	Product Advisories
----------------------------------	--------------------------------------	---------------------------

U.S. Summary

U.S. Registered Implants: 286,000 U.S. Approval Date: July 2002 U.S. Estimated Active Implants: 132,000	U.S. Chronic Lead Complications: 2,029 U.S. Malfunctions: 300 Without Compromised Therapy:110 With Compromised Therapy:190
--	---

Complications and Malfunctions



U.S. Survival Probability


Year	1	2	3	4	5	6	7	8	9	10
Non Advisory Population	99.80 (-0.0/+0.0)	99.70 (-0.0/+0.0)	99.61 (-0.0/+0.0)	99.50 (-0.0/+0.0)	99.37 (-0.0/+0.0)	99.22 (-0.0/+0.0)	99.03 (-0.0/+0.0)	98.86 (-0.1/+0.1)	98.69 (-0.1/+0.1)	98.50 (-0.1/+0.1)
Registered Implants: 286000										
Effective Sample Size	251863	224299	199500	176687	155352	129661	103096	79288	57262	39836

**ENDOTAK RELIANCE
Dual Coil, Active Fixation**

Models 0157/0158/0159/0164/0165/
0166/0167/0184/0185/0186/
0187

U.S. Survival Probability	Worldwide Malfunction Details	Product Advisories
---------------------------	-------------------------------	--------------------

ENDOTAK RELIANCE
Dual Coil, Active Fixation
Models 0157/0158/0159/0164/0165/
0166/0167/0184/0185/0186/
0187



Worldwide Distribution: 375,000
Worldwide Confirmed Malfunctions: 468

	Without Compromised Therapy	With Compromised Therapy	Total
Conductor	2	132	134
²⁴ Conductor fracture	-	88	
²⁷ Non-patterned, Conductor	2	44	
Crimp/Weld/Bond	6	1	7
⁵ Seal rings	3	1	
³¹ Non-patterned, Crimp, Weld, Bond	3	-	
Insulation	146	132	278
²⁸ Non-patterned, Insulation	146	132	
Other	29	20	49
²⁶ Non-patterned, Other	29	20	
WW Confirmed Malfunctions	183	285	468

[More details](#) about malfunctions

[References](#) cited in table above

**ENDOTAK RELIANCE
Dual Coil, Active Fixation Longitude***


Models 0157/0158/0159/0164/0165/
0166/0167/0184/0185/0186/
0187

U.S. Survival Probability	Worldwide Malfunction Details	Product Advisories
---------------------------	-------------------------------	--------------------

Longitude Registry Summary Data

Leads Enrolled: 741	Chronic Lead Complications: 2
Leads Active: 386	U.S. Malfunctions: 1
Cumulative Followup Months : 26,658	Without Compromised Therapy: 0
	With Compromised Therapy: 1

Complications and Malfunctions



Longitude Registry Survival Probability

Year	1	2	3	4	5	6	7	8	9	10
Longitude	100 (-1.6/+1.6)	99.67 (-1.7/+1.7)	99.49 (-1.9/+1.9)	99.49 (-1.9/+1.9)	99.49 (-1.9/+1.9)	99.49 (-1.9/+3.8)	99.49 (-1.9/+3.8)	99.49 (-1.9/+3.8)	99.49 @ 104 mo. (-1.9/+3.8)	–
Registered Implants: 741										
Effective Sample Size	645	572	507	442	377	295	174	63	50	–

ENDOTAK RELIANCE
Dual Coil, Passive Fixation

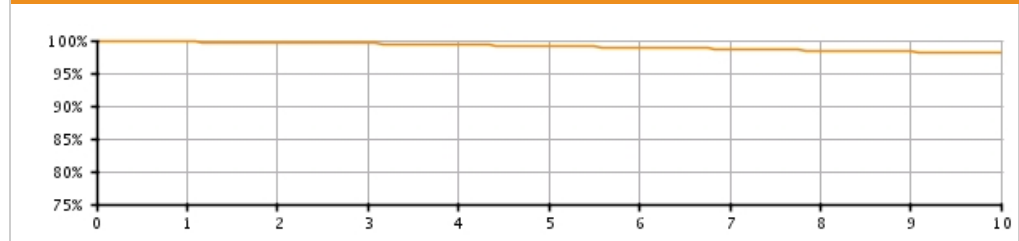
Models 0147/0148/0149/0174/0175/
 0176/0177

U.S. Survival Probability	Worldwide Malfunction Details	Product Advisories
----------------------------------	--------------------------------------	---------------------------

U.S. Summary

U.S. Registered Implants: 46,000	U.S. Chronic Lead Complications: 516
U.S. Approval Date: October 2000	U.S. Malfunctions:41
U.S. Estimated Active Implants: 16,000	Without Compromised Therapy:9
	With Compromised Therapy:32

Complications and Malfunctions



U.S. Survival Probability


Year	1	2	3	4	5	6	7	8	9	10
Non Advisory Population	99.77 (-0.0/+0.0)	99.68 (-0.1/+0.0)	99.53 (-0.1/+0.1)	99.34 (-0.1/+0.1)	99.14 (-0.1/+0.1)	98.93 (-0.1/+0.1)	98.69 (-0.1/+0.1)	98.46 (-0.2/+0.1)	98.27 (-0.2/+0.2)	98.07 (-0.2/+0.2)
Registered Implants: 46000										
Effective Sample Size	40589	36173	32174	28510	25027	21684	18504	15699	13123	10824

ENDOTAK RELIANCE
Dual Coil, Passive Fixation

Models 0147/0148/0149/0174/0175/
 0176/0177

U.S. Survival Probability	Worldwide Malfunction Details	Product Advisories
---------------------------	-------------------------------	--------------------

ENDOTAK RELIANCE
Dual Coil, Passive Fixation
 Models 0147/0148/0149/0174/0175/
 0176/0177



Worldwide Distribution: 109,000
Worldwide Confirmed Malfunctions: 129

	Without Compromised Therapy	With Compromised Therapy	Total
Conductor	-	31	31
²⁴ Conductor fracture	-	17	
²⁷ Non-patterned, Conductor	-	14	
Crimp/Weld/Bond	-	3	3
³⁶ Conductor connection	-	3	
Insulation	38	46	84
²⁸ Non-patterned, Insulation	38	46	
Other	6	5	11
⁶ Manufacturing material	-	1	
²⁶ Non-patterned, Other	6	5	
WW Confirmed Malfunctions	44	85	129

[More details](#) about malfunctions

[References](#) cited in table above

CRM PRODUCT PERFORMANCE REPORT Q3 2017

ENDOTAK RELIANCE
Single Coil, Active Fixation

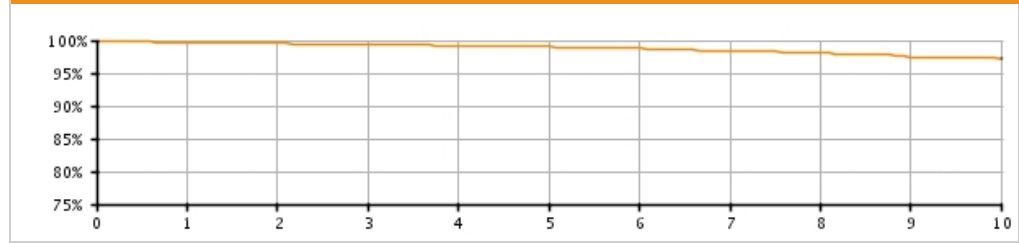
Models 0137/0138/0160/0161/0162/
 0180/0181/0182

U.S. Survival Probability	Worldwide Malfunction Details	Product Advisories
----------------------------------	--------------------------------------	---------------------------

U.S. Summary

U.S. Registered Implants: 32,000	U.S. Chronic Lead Complications: 232
U.S. Approval Date: July 2002	U.S. Malfunctions:62
U.S. Estimated Active Implants: 22,000	Without Compromised Therapy:20
	With Compromised Therapy:42

Complications and Malfunctions



U.S. Survival Probability


Year	1	2	3	4	5	6	7	8	9	10
Non Advisory Population	99.69 (-0.1/+0.1)	99.53 (-0.1/+0.1)	99.41 (-0.1/+0.1)	99.21 (-0.1/+0.1)	99.03 (-0.1/+0.1)	98.78 (-0.2/+0.2)	98.41 (-0.2/+0.2)	98.06 (-0.3/+0.3)	97.49 (-0.5/+0.4)	97.19 (-0.6/+0.5)
Registered Implants: 32000										
Effective Sample Size	27494	23558	19603	15998	12832	8765	5247	3148	1611	769

ENDOTAK RELIANCE
Single Coil, Active Fixation

Models 0137/0138/0160/0161/0162/
 0180/0181/0182

U.S. Survival Probability	Worldwide Malfunction Details	Product Advisories
---------------------------	-------------------------------	--------------------

ENDOTAK RELIANCE
Single Coil, Active Fixation
 Models 0137/0138/0160/0161/0162/
 0180/0181/0182



Worldwide Distribution: 69,000
Worldwide Confirmed Malfunctions: 161

	Without Compromised Therapy	With Compromised Therapy	Total
Conductor	1	62	63
²⁴ Conductor fracture	1	53	
²⁷ Non-patterned, Conductor	-	9	
Crimp/Weld/Bond	-	-	0
Insulation	48	36	84
²⁸ Non-patterned, Insulation	48	36	
Other	8	6	14
²⁶ Non-patterned, Other	8	6	
WW Confirmed Malfunctions	57	104	161

[More details](#) about malfunctions

[References](#) cited in table above

ENDOTAK RELIANCE
Single Coil, Passive Fixation


Models 0127/0128/0170/0171/0172/
 0173

U.S. Survival Probability	Worldwide Malfunction Details	Product Advisories
---------------------------	-------------------------------	--------------------

U.S. Summary

U.S. Registered Implants: 2,000	U.S. Chronic Lead Complications: 18
U.S. Approval Date: October 2000	U.S. Malfunctions:1
U.S. Estimated Active Implants: 1,000	Without Compromised Therapy:0
	With Compromised Therapy:1

Complications and Malfunctions



U.S. Survival Probability

Year	1	2	3	4	5	6	7	8	9	10
Non Advisory Population	99.76 (-0.4/+0.2)	99.38 (-0.6/+0.3)	99.18 (-0.7/+0.4)	99.08 (-0.7/+0.4)	99.08 (-0.7/+0.4)	99.08 (-0.7/+0.4)	98.35 (-1.6/+0.8)	98.35 @ 92 mo. (-1.6/+0.8)	-	-
Registered Implants: 2000										
Effective Sample Size	1468	1196	947	737	529	372	255	205	-	-

ENDOTAK RELIANCE
Single Coil, Passive Fixation

Models 0127/0128/0170/0171/0172/
 0173

U.S. Survival Probability	Worldwide Malfunction Details	Product Advisories
---------------------------	-------------------------------	--------------------

ENDOTAK RELIANCE
Single Coil, Passive Fixation
 Models 0127/0128/0170/0171/0172/
 0173



Worldwide Distribution: 8,000
Worldwide Confirmed Malfunctions: 16

	Without Compromised Therapy	With Compromised Therapy	Total
Conductor	1	4	5
²⁴ Conductor fracture	1	2	
²⁷ Non-patterned, Conductor	-	2	
Crimp/Weld/Bond	-	-	0
Insulation	6	4	10
²⁸ Non-patterned, Insulation	6	4	
Other	1	-	1
²⁶ Non-patterned, Other	1	-	
WW Confirmed Malfunctions	8	8	16

[More details](#) about malfunctions

[References](#) cited in table above

ENDOTAK ENDURANCE EZ
Active Fixation

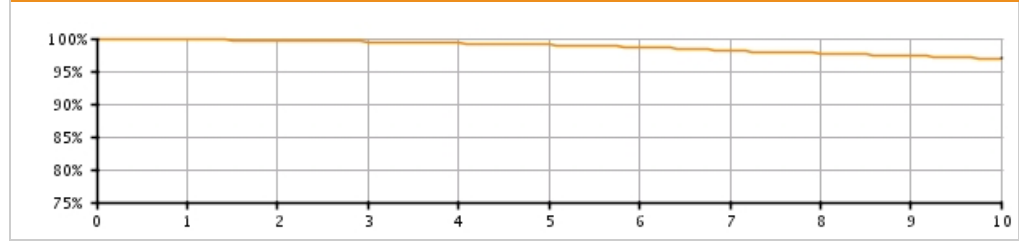
Models 0154/0155/0156

U.S. Survival Probability	Worldwide Malfunction Details	Product Advisories
---------------------------	-------------------------------	--------------------

U.S. Summary

<p>U.S. Registered Implants: 29,000 U.S. Approval Date: June 1999 U.S. Estimated Active Implants: 7,000</p>	<p>U.S. Chronic Lead Complications: 592 U.S. Malfunctions: 25 Without Compromised Therapy: 11 With Compromised Therapy: 14</p>
--	---

Complications and Malfunctions



U.S. Survival Probability

Year	1	2	3	4	5	6	7	8	9	10
Non Advisory Population	99.81 <small>(-0.1/+0.0)</small>	99.66 <small>(-0.1/+0.1)</small>	99.50 <small>(-0.1/+0.1)</small>	99.26 <small>(-0.1/+0.1)</small>	99.01 <small>(-0.1/+0.1)</small>	98.66 <small>(-0.2/+0.2)</small>	98.14 <small>(-0.2/+0.2)</small>	97.73 <small>(-0.3/+0.2)</small>	97.31 <small>(-0.3/+0.3)</small>	96.96 <small>(-0.3/+0.3)</small>
Registered Implants: 29000										
Effective Sample Size	24452	21792	19398	17263	15330	13599	12053	10711	9490	8401

ENDOTAK ENDURANCE Rx Passive Fixation Steroid Eluting

Models 0144/0145/0146

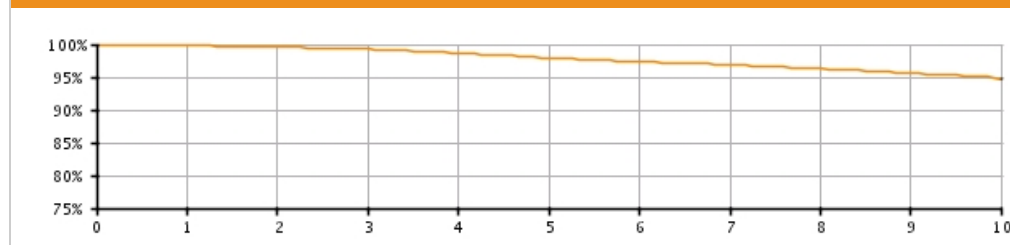
U.S. Survival Probability	Worldwide Malfunction Details	Product Advisories
---------------------------	-------------------------------	--------------------

U.S. Summary

U.S. Registered Implants: 18,000
 U.S. Approval Date: January 1999
 U.S. Estimated Active Implants: 4,000

U.S. Chronic Lead Complications: 696
 U.S. Malfunctions: 29
 Without Compromised Therapy: 7
 With Compromised Therapy: 22

Complications and Malfunctions



U.S. Survival Probability

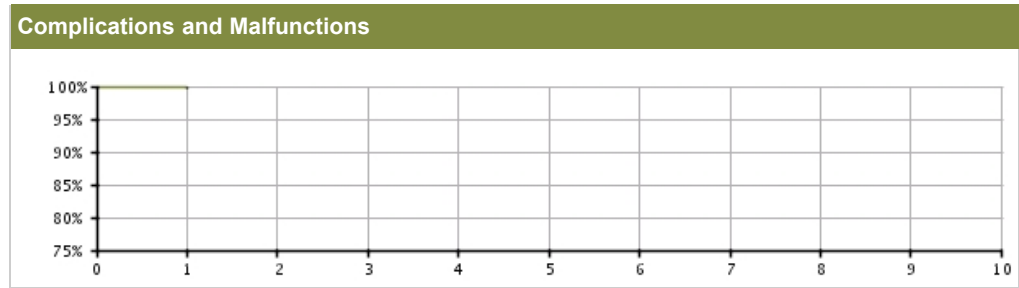
Year	1	2	3	4	5	6	7	8	9	10
Non Advisory Population	99.81 (-0.1/+0.1)	99.61 (-0.1/+0.1)	99.26 (-0.2/+0.1)	98.65 (-0.2/+0.2)	97.92 (-0.3/+0.2)	97.39 (-0.3/+0.3)	96.85 (-0.3/+0.3)	96.26 (-0.4/+0.4)	95.65 (-0.4/+0.4)	94.69 (-0.5/+0.5)
Registered Implants: 18000										
Effective Sample Size	15628	13937	12418	10989	9679	8564	7597	6723	5920	5203

INGEVITY Atrial J Passive Fixation

Models 7635/7636/7735/7736

U.S. Survival Probability	Worldwide Malfunction Details	Product Advisories
---------------------------	-------------------------------	--------------------

U.S. Summary	
U.S. Registered Implants: 3,000	U.S. Chronic Lead Complications: 5
U.S. Approval Date: April 2006	U.S. Malfunctions: 0
U.S. Estimated Active Implants: 3,000	Without Compromised Therapy: 0
	With Compromised Therapy: 0



U.S. Survival Probability										
Year	1	2	3	4	5	6	7	8	9	10
Non Advisory Population	99.77 (-0.3/+0.1)	-	-	-	-	-	-	-	-	-
Registered Implants: 3000										
Effective Sample Size	358	-	-	-	-	-	-	-	-	-

INGEVITY Atrial J Passive Fixation

Models 7635/7636/7735/7736

U.S. Survival Probability	Worldwide Malfunction Details	Product Advisories
---------------------------	-------------------------------	--------------------

INGEVITY Atrial J Passive Fixation Models 7635/7636/7735/7736			
Worldwide Distribution: 32,000			
Worldwide Confirmed Malfunctions: 0			
	Without Compromised Therapy	With Compromised Therapy	Total
Conductor	-	-	0
Crimp/Weld/Bond	-	-	0
Insulation	-	-	0
Other	-	-	0
WW Confirmed Malfunctions	0	0	0

[More details](#) about malfunctions

[References](#) cited in table above

INGEVITY Positive Fixation

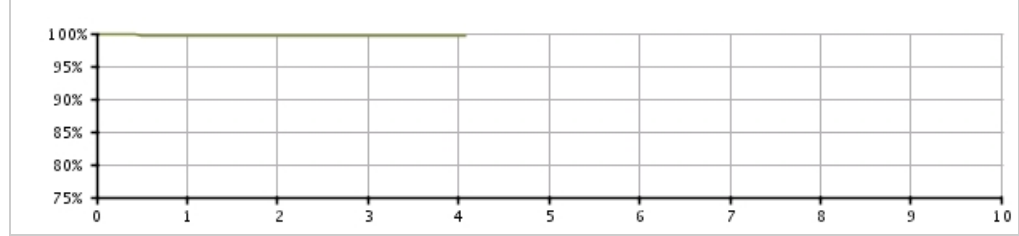
Models 7640/7641/7642/7740/7741/
7742

U.S. Survival Probability	Worldwide Malfunction Details	Product Advisories
---------------------------	-------------------------------	--------------------

U.S. Summary

U.S. Registered Implants: 102,000	U.S. Chronic Lead Complications: 194
U.S. Approval Date: April 2016	U.S. Malfunctions:14
U.S. Estimated Active Implants: 99,000	Without Compromised Therapy:6
	With Compromised Therapy:8

Complications and Malfunctions



U.S. Survival Probability


Year	1	2	3	4	5	6	7	8	9	10
Non Advisory Population	99.67 (-0.1/+0.0)	99.67 (-0.1/+0.0)	99.67 (-0.1/+0.0)	99.67 (-0.1/+0.0)	99.67 @ 49 mo. (-0.1/+0.0)	--	--	--	--	--
Registered Implants: 102000										
Effective Sample Size	11835	928	817	313	235	--	--	--	--	--

INGEVITY Positive Fixation

Models 7640/7641/7642/7740/7741/
7742

U.S. Survival Probability	Worldwide Malfunction Details	Product Advisories
---------------------------	-------------------------------	--------------------

INGEVITY Positive Fixation
Models 7640/7641/7642/7740/7741/
7742



Worldwide Distribution: 315,000
Worldwide Confirmed Malfunctions: 36

	Without Compromised Therapy	With Compromised Therapy	Total
Conductor	16	18	34
²⁷ Non-patterned, Conductor	11	16	
³⁹ Inner conductor break	5	2	
Crimp/Weld/Bond	-	-	0
Insulation	-	1	1
²⁸ Non-patterned, Insulation	-	1	
Other	-	1	1
²⁶ Non-patterned, Other	-	1	
WW Confirmed Malfunctions	16	20	36

[More details](#) about malfunctions

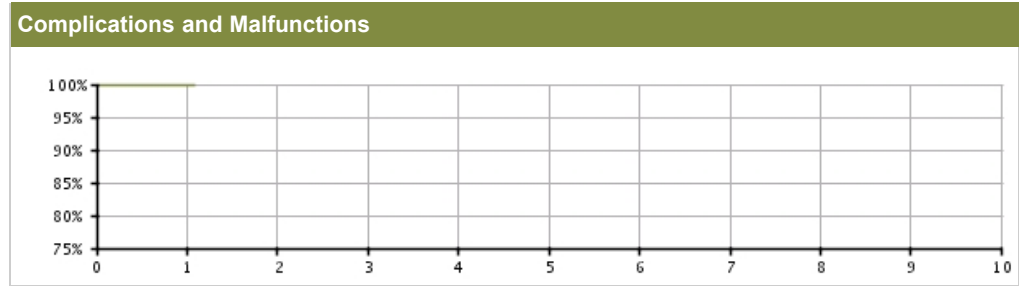
[References](#) cited in table above

INGEVITY Passive Fixation

Models 7631/7632/7731/7732

U.S. Survival Probability	Worldwide Malfunction Details	Product Advisories
---------------------------	-------------------------------	--------------------

U.S. Summary	
U.S. Registered Implants: 5,000	U.S. Chronic Lead Complications: 2
U.S. Approval Date: April 2016	U.S. Malfunctions: 1
U.S. Estimated Active Implants: 5,000	Without Compromised Therapy: 0
	With Compromised Therapy: 1



U.S. Survival Probability

Year	1	2	3	4	5	6	7	8	9	10
Non Advisory Population	99.92 (-0.2/+0.1)	99.92 @ 13 mo. (-0.2/+0.1)	--	--	--	--	--	--	--	--
Registered Implants: 5000										
Effective Sample Size	669	381	--	--	--	--	--	--	--	--

INGEVITY Passive Fixation

Models 7631/7632/7731/7732

U.S. Survival Probability	Worldwide Malfunction Details	Product Advisories
---------------------------	-------------------------------	--------------------

INGEVITY Passive Fixation Models 7631/7632/7731/7732			
Worldwide Distribution: 38,000			
Worldwide Confirmed Malfunctions: 4			
	Without Compromised Therapy	With Compromised Therapy	Total
Conductor	-	4	4
²⁷ Non-patterned, Conductor	-	4	
Crimp/Weld/Bond	-	-	0
Insulation	-	-	0
Other	-	-	0
WW Confirmed Malfunctions	0	4	4


[More details](#) about malfunctions

[References](#) cited in table above

FLEXTEND 2 Active Fixation

Models 4095/4096/4097

U.S. Survival Probability	Worldwide Malfunction Details	Product Advisories
---------------------------	-------------------------------	--------------------

FLEXTEND 2 Active Fixation Models 4095/4096/4097 			
Worldwide Distribution: 184,000			
Worldwide Confirmed Malfunctions: 117			
	Without Compromised Therapy	With Compromised Therapy	Total
Conductor	7	32	39
⁷ Lead conductor	3	18	
³² Conductor damage	4	14	
Crimp/Weld/Bond	-	-	0
Insulation	54	10	64
² Inner insulation abrasion	4	1	
²⁸ Non-patterned, Insulation	3	-	
³³ Insulation damage	47	9	
Other	14	-	14
²⁶ Non-patterned, Other	14	-	
WW Confirmed Malfunctions	75	42	117

[More details](#) about malfunctions

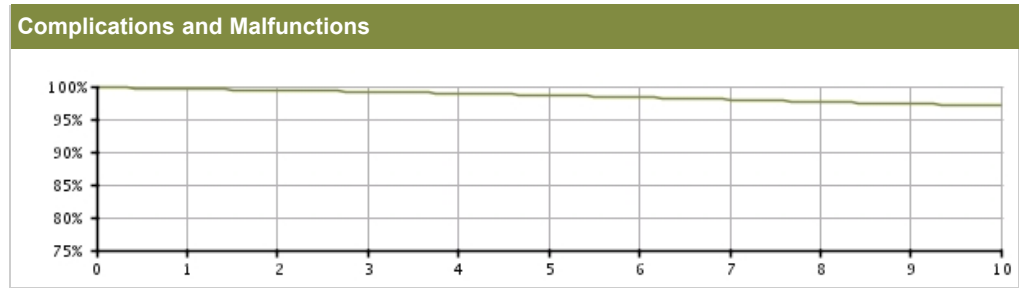
[References](#) cited in table above

FLEXTEND Active Fixation

Models 4086/4087/4088

U.S. Survival Probability	Worldwide Malfunction Details	Product Advisories
---------------------------	-------------------------------	--------------------

U.S. Summary	
U.S. Registered Implants: 235,000	U.S. Chronic Lead Complications: 3,433
U.S. Approval Date: February 2002	U.S. Malfunctions: 332
U.S. Estimated Active Implants: 95,000	Without Compromised Therapy: 135
	With Compromised Therapy: 197




U.S. Survival Probability

Year	1	2	3	4	5	6	7	8	9	10
Non Advisory Population	99.60 (-0.0/+0.0)	99.40 (-0.0/+0.0)	99.20 (-0.0/+0.0)	98.93 (-0.0/+0.0)	98.66 (-0.1/+0.1)	98.34 (-0.1/+0.1)	97.99 (-0.1/+0.1)	97.64 (-0.1/+0.1)	97.32 (-0.1/+0.1)	97.08 (-0.1/+0.1)
Registered Implants: 235000										
Effective Sample Size	201450	176131	153203	132270	113373	96434	80604	66267	53992	43452

FLEXTEND Active Fixation

Models 4086/4087/4088

U.S. Survival Probability	Worldwide Malfunction Details	Product Advisories
---------------------------	-------------------------------	--------------------

FLEXTEND Active Fixation Models 4086/4087/4088 			
Worldwide Distribution: 290,000			
Worldwide Confirmed Malfunctions: 357			
	Without Compromised Therapy	With Compromised Therapy	Total
Conductor	19	174	193
⁷ Lead conductor	10	82	
²⁷ Non-patterned, Conductor	1	7	
³² Conductor damage	8	85	
Crimp/Weld/Bond	-	-	0
Insulation	108	35	143
² Inner insulation abrasion	19	8	
²⁸ Non-patterned, Insulation	9	1	
³³ Insulation damage	80	26	
Other	17	4	21
²⁶ Non-patterned, Other	17	4	
WW Confirmed Malfunctions	144	213	357

[More details](#) about malfunctions

[References](#) cited in table above

CRM PRODUCT PERFORMANCE REPORT Q3 2017

**FINELINE II EZ/FINELINE II Sterox EZ
Positive Fixation (Polyurethane)**

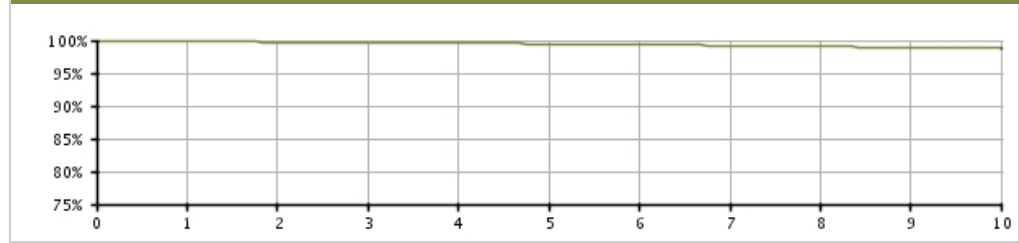
Models 4463/4464/4465/4469/4470/
4471

U.S. Survival Probability	Worldwide Malfunction Details	Product Advisories	Longitude Survival Probability
---------------------------	-------------------------------	--------------------	--------------------------------

U.S. Summary

U.S. Registered Implants: 458,000	U.S. Chronic Lead Complications: 2,527
U.S. Approval Date: January 2000	U.S. Malfunctions:138
U.S. Estimated Active Implants: 252,000	Without Compromised Therapy:31
	With Compromised Therapy:107

Complications and Malfunctions



U.S. Survival Probability


Year	1	2	3	4	5	6	7	8	9	10
Non Advisory Population	99.82 (-0.0/+0.0)	99.74 (-0.0/+0.0)	99.67 (-0.0/+0.0)	99.57 (-0.0/+0.0)	99.47 (-0.0/+0.0)	99.34 (-0.0/+0.0)	99.19 (-0.0/+0.0)	99.06 (-0.0/+0.0)	98.90 (-0.1/+0.0)	98.77 (-0.1/+0.1)
Registered Implants: 457000										
Effective Sample Size	395407	336697	283234	235861	194130	157347	124302	94974	70859	52566

**FINELINE II EZ/FINELINE II Sterox EZ
Positive Fixation (Polyurethane)**

Models 4463/4464/4465/4469/4470/
4471

U.S. Survival Probability	Worldwide Malfunction Details	Product Advisories	Longitude Survival Probability
---------------------------	-------------------------------	--------------------	--------------------------------

**FINELINE II EZ/FINELINE II Sterox EZ
Positive Fixation (Polyurethane)
Models 4463/4464/4465/4469/4470/
4471**



Worldwide Distribution: 706,000
Worldwide Confirmed Malfunctions: 166

	Without Compromised Therapy	With Compromised Therapy	Total
Conductor	15	120	135
⁷ Lead conductor	6	55	
²⁷ Non-patterned, Conductor	2	5	
³² Conductor damage	7	60	
Crimp/Weld/Bond	1	2	3
²³ Terminal weld	-	1	
³¹ Non-patterned, Crimp, Weld, Bond	1	1	
Insulation	12	6	18
³³ Insulation damage	12	6	
Other	8	2	10
²⁶ Non-patterned, Other	8	2	
WW Confirmed Malfunctions	36	130	166

[More details](#) about malfunctions

[References](#) cited in table above

FINELINE II EZ
Positive Fixation (poly) Longitude*


Models 4463/4464/4465/4469/4470/
 4471

U.S. Survival Probability	Worldwide Malfunction Details	Product Advisories	Longitude Survival Probability
---------------------------	-------------------------------	--------------------	--------------------------------

Longitude Registry Summary Data

Leads Enrolled: 924	Chronic Lead Complications: 2
Leads Active: 659	Malfunctions:0
Cumulative Followup Months : 30,315	Without Compromised Therapy:0
	With Compromised Therapy:0

Complications and Malfunctions



Longitude Registry Survival Probability

Year	1	2	3	4	5	6	7	8	9	10
Longitude	99.77 (-0.7/+0.1)	99.77 (-0.7/+0.1)	99.77 (-0.7/+0.1)	99.77 (-0.7/+0.1)	99.77 (-0.7/+0.1)	99.77 (-0.7/+0.1)	99.77 (-0.7/+0.5)	99.77 @ 92 mo. (-1.9/+3.4)	-	-
Registered Implants: 924										
Effective Sample Size	778	688	533	285	226	164	99	58	-	-

**FINELINE II/FINELINE II
Sterox Atrial J (Polyurethane)**

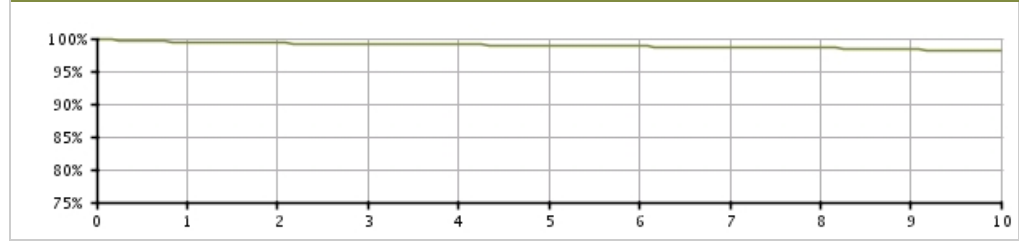
Models 4477/4478/4479/4480

U.S. Survival Probability	Worldwide Malfunction Details	Product Advisories
----------------------------------	--------------------------------------	---------------------------

U.S. Summary

U.S. Registered Implants: 62,000	U.S. Chronic Lead Complications: 649
U.S. Approval Date: January 2000	U.S. Malfunctions: 25
U.S. Estimated Active Implants: 30,000	Without Compromised Therapy: 18
	With Compromised Therapy: 7

Complications and Malfunctions



U.S. Survival Probability


Year	1	2	3	4	5	6	7	8	9	10
Non Advisory Population	99.44 (-0.1/+0.1)	99.27 (-0.1/+0.1)	99.15 (-0.1/+0.1)	99.04 (-0.1/+0.1)	98.94 (-0.1/+0.1)	98.78 (-0.1/+0.1)	98.63 (-0.1/+0.1)	98.51 (-0.1/+0.1)	98.26 (-0.2/+0.2)	98.17 (-0.2/+0.2)
Registered Implants: 62000										
Effective Sample Size	52912	45406	38577	32408	26960	22144	17889	14076	10857	8316

**FINELINE II/FINELINE II
Sterox Atrial J (Polyurethane)**

Models 4477/4478/4479/4480

U.S. Survival Probability	Worldwide Malfunction Details	Product Advisories
---------------------------	-------------------------------	--------------------

**FINELINE II/FINELINE II
Sterox Atrial J (Polyurethane)
Models 4477/4478/4479/4480**



Worldwide Distribution: 297,000
Worldwide Confirmed Malfunctions: 17

	Without Compromised Therapy	With Compromised Therapy	Total
Conductor	4	10	14
⁷ Lead conductor	1	3	
³² Conductor damage	3	7	
Crimp/Weld/Bond	-	-	0
Insulation	-	1	1
³³ Insulation damage	-	1	
Other	2	-	2
²² J-shape	30	4	
²⁶ Non-patterned, Other	2	-	
WW Confirmed Malfunctions	6	11	17

[More details](#) about malfunctions

[References](#) cited in table above

**FINELINE II/FINELINE II Sterox
Passive Fixation (Polyurethane)**

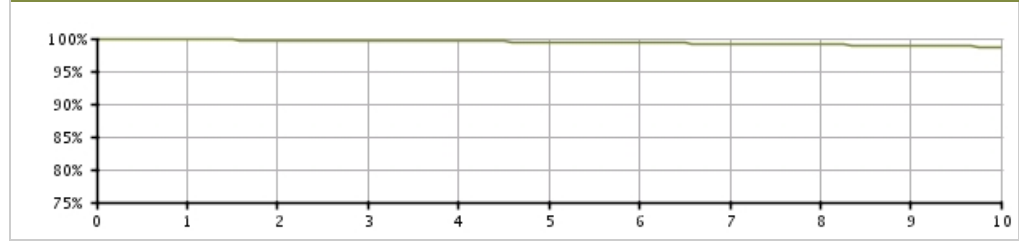
Models 4452/4453/4456/4457

U.S. Survival Probability	Worldwide Malfunction Details	Product Advisories
----------------------------------	--------------------------------------	---------------------------

U.S. Summary

U.S. Registered Implants: 189,000	U.S. Chronic Lead Complications: 1,141
U.S. Approval Date: January 2000	U.S. Malfunctions: 43
U.S. Estimated Active Implants: 86,000	Without Compromised Therapy: 5
	With Compromised Therapy: 38

Complications and Malfunctions



U.S. Survival Probability


Year	1	2	3	4	5	6	7	8	9	10
Non Advisory Population	99.81 (-0.0/+0.0)	99.72 (-0.0/+0.0)	99.64 (-0.0/+0.0)	99.56 (-0.0/+0.0)	99.46 (-0.0/+0.0)	99.35 (-0.0/+0.0)	99.18 (-0.1/+0.1)	99.04 (-0.1/+0.1)	98.85 (-0.1/+0.1)	98.72 (-0.1/+0.1)
Registered Implants: 189000										
Effective Sample Size	161984	139308	118213	99334	82824	68390	55429	43941	34196	26513

**FINELINE II/FINELINE II Sterox
Passive Fixation (Polyurethane)**

Models 4452/4453/4456/4457

U.S. Survival Probability	Worldwide Malfunction Details	Product Advisories
---------------------------	-------------------------------	--------------------

**FINELINE II/FINELINE II Sterox
Passive Fixation (Polyurethane)
Models 4452/4453/4456/4457**



Worldwide Distribution: 525,000
Worldwide Confirmed Malfunctions: 61

	Without Compromised Therapy	With Compromised Therapy	Total
Conductor	1	46	47
⁷ Lead conductor	-	15	
²⁷ Non-patterned, Conductor	-	2	
³² Conductor damage	1	29	
Crimp/Weld/Bond	-	-	0
Insulation	2	7	9
³³ Insulation damage	2	7	
Other	4	-	4
²⁶ Non-patterned, Other	4	-	
WW Confirmed Malfunctions	7	54	61

[More details](#) about malfunctions

[References](#) cited in table above

CRM PRODUCT PERFORMANCE REPORT Q3 2017

**FINELINE II EZ/FINELINE II Sterox EZ
Positive Fixation (Silicone)**

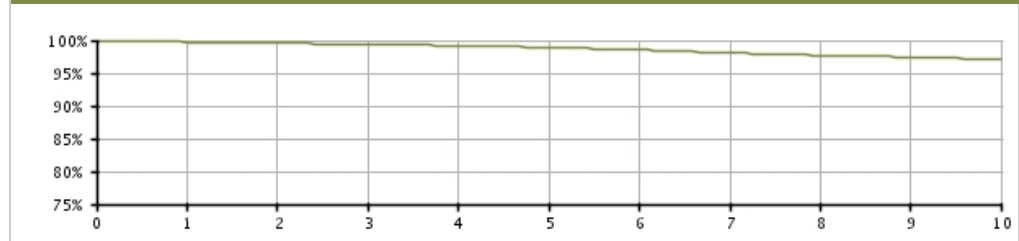
Models 4466/4467/4468/4472/4473/
4474

U.S. Survival Probability	Worldwide Malfunction Details	Product Advisories
---------------------------	-------------------------------	--------------------

U.S. Summary

U.S. Registered Implants: 52,000	U.S. Chronic Lead Complications: 632
U.S. Approval Date: January 2000	U.S. Malfunctions: 125
U.S. Estimated Active Implants: 24,000	Without Compromised Therapy: 22
	With Compromised Therapy: 103

Complications and Malfunctions



U.S. Survival Probability


Year	1	2	3	4	5	6	7	8	9	10
Non Advisory Population	99.74 (-0.0/+0.0)	99.58 (-0.1/+0.1)	99.39 (-0.1/+0.1)	99.20 (-0.1/+0.1)	98.92 (-0.1/+0.1)	98.53 (-0.1/+0.1)	98.09 (-0.2/+0.2)	97.68 (-0.2/+0.2)	97.43 (-0.2/+0.2)	97.14 (-0.2/+0.2)
Registered Implants: 52000										
Effective Sample Size	45579	39592	34095	29091	24558	20498	16750	13480	10650	8418

**FINELINE II EZ/FINELINE II Sterox EZ
Positive Fixation (Silicone)**

Models 4466/4467/4468/4472/4473/
4474

U.S. Survival Probability	Worldwide Malfunction Details	Product Advisories
---------------------------	-------------------------------	--------------------

**FINELINE II EZ/FINELINE II Sterox EZ
Positive Fixation (Silicone)**
Models 4466/4467/4468/4472/4473/
4474



Worldwide Distribution: 140,000
Worldwide Confirmed Malfunctions: 165

	Without Compromised Therapy	With Compromised Therapy	Total
Conductor	11	126	137
⁷ Lead conductor	4	75	
²⁷ Non-patterned, Conductor	-	2	
³² Conductor damage	7	46	
³⁵ Lead conductor	-	3	
Crimp/Weld/Bond	1	-	1
³¹ Non-patterned, Crimp, Weld, Bond	1	-	
Insulation	9	9	18
²⁸ Non-patterned, Insulation	2	-	
³³ Insulation damage	7	9	
Other	5	4	9
²⁶ Non-patterned, Other	5	4	
WW Confirmed Malfunctions	26	139	165

[More details](#) about malfunctions

[References](#) cited in table above

**FINELINE II/FINELINE II Sterox
Passive Fixation (Silicone)**

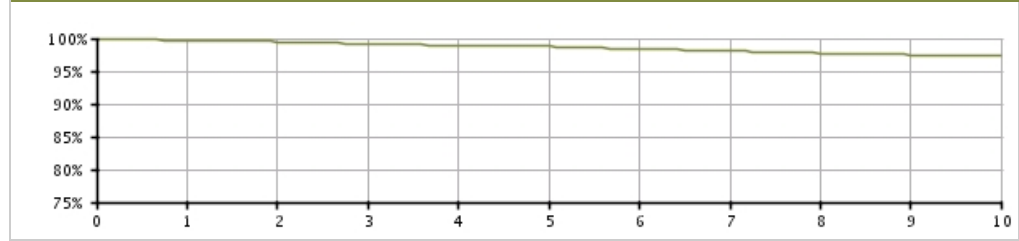
Models 4454/4455/4458/4459

U.S. Survival Probability	Worldwide Malfunction Details	Product Advisories
----------------------------------	--------------------------------------	---------------------------

U.S. Summary

U.S. Registered Implants: 15,000	U.S. Chronic Lead Complications: 193
U.S. Approval Date: January 2000	U.S. Malfunctions: 24
U.S. Estimated Active Implants: 5,000	Without Compromised Therapy: 0
	With Compromised Therapy: 24

Complications and Malfunctions



U.S. Survival Probability


Year	1	2	3	4	5	6	7	8	9	10
Non Advisory Population	99.67 (-0.1/+0.1)	99.50 (-0.1/+0.1)	99.18 (-0.2/+0.1)	98.92 (-0.2/+0.2)	98.77 (-0.2/+0.2)	98.45 (-0.3/+0.2)	98.06 (-0.3/+0.3)	97.73 (-0.4/+0.3)	97.49 (-0.4/+0.4)	97.37 (-0.4/+0.4)
Registered Implants: 15000										
Effective Sample Size	12457	10914	9508	8182	7045	5929	4953	4115	3389	2829

**FINELINE II/FINELINE II Sterox
Passive Fixation (Silicone)**

Models 4454/4455/4458/4459

U.S. Survival Probability	Worldwide Malfunction Details	Product Advisories
---------------------------	-------------------------------	--------------------

**FINELINE II/FINELINE II Sterox
Passive Fixation (Silicone)
Models 4454/4455/4458/4459**



Worldwide Distribution: 104,000
Worldwide Confirmed Malfunctions: 54

	Without Compromised Therapy	With Compromised Therapy	Total
Conductor	-	45	45
⁷ Lead conductor	-	17	
³² Conductor damage	-	28	
Crimp/Weld/Bond	-	-	0
Insulation	2	4	6
³³ Insulation damage	2	4	
Other	-	3	3
²⁶ Non-patterned, Other	-	3	
WW Confirmed Malfunctions	2	52	54

[More details](#) about malfunctions

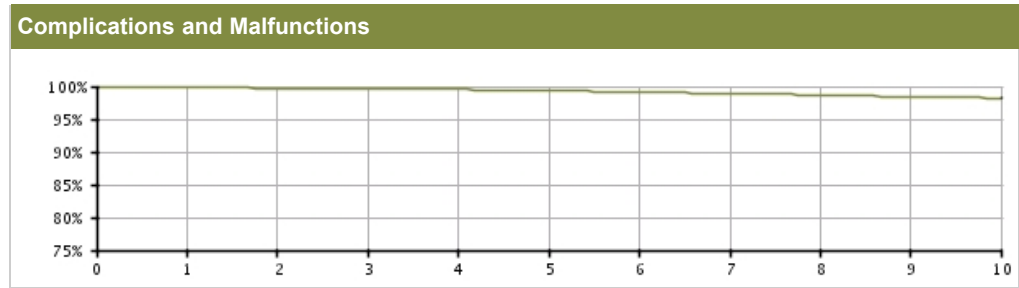
[References](#) cited in table above

FINELINE EZ Positive Fixation

Models 4460/4461/4462

U.S. Survival Probability	Worldwide Malfunction Details	Product Advisories
----------------------------------	--------------------------------------	---------------------------

U.S. Summary	
U.S. Registered Implants: 24,000	U.S. Chronic Lead Complications: 300
U.S. Approval Date: July 1999	U.S. Malfunctions:10
U.S. Estimated Active Implants: 5,000	Without Compromised Therapy:1
	With Compromised Therapy:9



U.S. Survival Probability										
Year	1	2	3	4	5	6	7	8	9	10
Non Advisory Population	99.82 (-0.1/+0.0)	99.72 (-0.1/+0.1)	99.64 (-0.1/+0.1)	99.53 (-0.1/+0.1)	99.36 (-0.1/+0.1)	99.14 (-0.2/+0.1)	98.93 (-0.2/+0.2)	98.69 (-0.2/+0.2)	98.44 (-0.2/+0.2)	98.22 (-0.3/+0.2)
Registered Implants: 24000										
Effective Sample Size	20916	18713	16693	14869	13218	11628	10247	9035	7926	6992

SELUTE PICOTIP
Passive Fixation

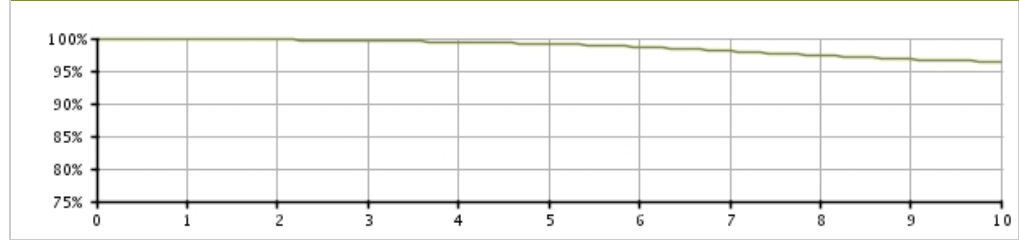
Models 4030/4031/4032/4033/4034/
 4035

U.S. Survival Probability	Worldwide Malfunction Details	Product Advisories
---------------------------	-------------------------------	--------------------

U.S. Summary

U.S. Registered Implants: 58,000	U.S. Chronic Lead Complications: 1,125
U.S. Approval Date: April 1998	U.S. Malfunctions: 35
U.S. Estimated Active Implants: 12,000	

Complications and Malfunctions



U.S. Survival Probability

Year	1	2	3	4	5	6	7	8	9	10
Non Advisory Population	99.86 (-0.0/+0.0)	99.78 (-0.0/+0.0)	99.64 (-0.1/+0.1)	99.41 (-0.1/+0.1)	99.15 (-0.1/+0.1)	98.67 (-0.1/+0.1)	98.05 (-0.2/+0.1)	97.37 (-0.2/+0.2)	96.78 (-0.2/+0.2)	96.39 (-0.2/+0.2)
Registered Implants: 58000										
Effective Sample Size	49276	43964	39175	34802	30800	27094	23778	20882	18215	15837

SELUTE PICOTIP Atrial J

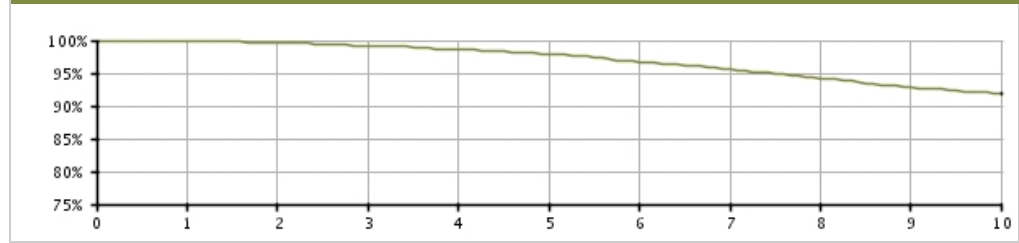
Models 4040/4041/4042/4043/4044/
4045/4063/4064

U.S. Survival Probability	Worldwide Malfunction Details	Product Advisories
---------------------------	-------------------------------	--------------------

U.S. Summary

U.S. Registered Implants: 10,000	U.S. Chronic Lead Complications: 442
U.S. Approval Date: May 2000	U.S. Malfunctions: 22
U.S. Estimated Active Implants: 3,000	

Complications and Malfunctions



U.S. Survival Probability

Year	1	2	3	4	5	6	7	8	9	10
Non Advisory Population	99.87 (-0.1/+0.1)	99.65 (-0.2/+0.1)	99.19 (-0.2/+0.2)	98.61 (-0.3/+0.2)	97.89 (-0.4/+0.3)	96.67 (-0.5/+0.4)	95.57 (-0.6/+0.5)	94.22 (-0.7/+0.6)	92.87 (-0.8/+0.7)	91.82 (-0.9/+0.8)
Registered Implants: 10000										
Effective Sample Size	8577	7643	6793	6022	5318	4666	4029	3477	2961	2533

SWEET PICOTIP Rx
Positive Fixation

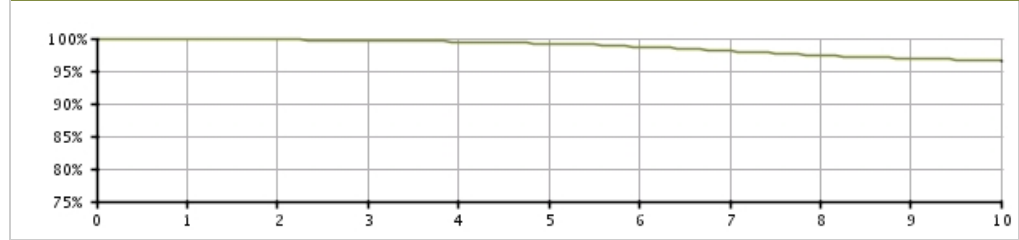
Models 4050/4051/4052/4053/4054/
 4055

U.S. Survival Probability	Worldwide Malfunction Details	Product Advisories
---------------------------	-------------------------------	--------------------

U.S. Summary

U.S. Registered Implants: 41,000	U.S. Chronic Lead Complications: 703
U.S. Approval Date: April 1999	U.S. Malfunctions: 58
U.S. Estimated Active Implants: 11,000	

Complications and Malfunctions



U.S. Survival Probability

Year	1	2	3	4	5	6	7	8	9	10
Non Advisory Population	99.91 (-0.0/+0.0)	99.81 (-0.1/+0.0)	99.65 (-0.1/+0.1)	99.49 (-0.1/+0.1)	99.21 (-0.1/+0.1)	98.68 (-0.2/+0.1)	98.05 (-0.2/+0.2)	97.42 (-0.2/+0.2)	96.91 (-0.3/+0.2)	96.56 (-0.3/+0.3)
Registered Implants: 41000										
Effective Sample Size	35767	31935	28498	25356	22465	19811	17400	15209	12990	10826

SWEET TIP
Positive Fixation

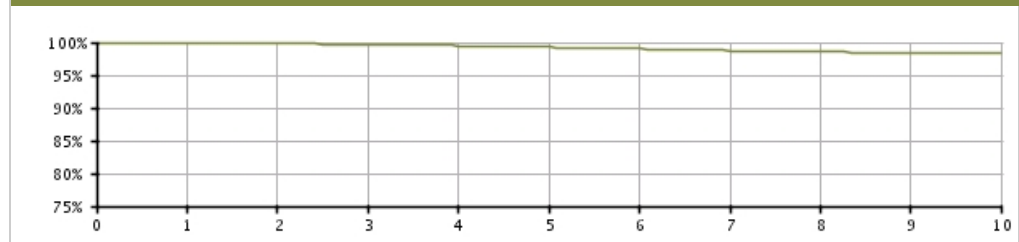
Models 4165/4168/4169/4268/4269

U.S. Survival Probability	Worldwide Malfunction Details	Product Advisories
---------------------------	-------------------------------	--------------------

U.S. Summary

U.S. Registered Implants: 89,000	U.S. Chronic Lead Complications: 977
U.S. Estimated Active Implants: 15,000	U.S. Malfunctions: 162

Complications and Malfunctions



U.S. Survival Probability

Year	1	2	3	4	5	6	7	8	9	10
Non Advisory Population	99.88 (-0.0/+0.0)	99.79 (-0.0/+0.0)	99.68 (-0.0/+0.0)	99.50 (-0.1/+0.1)	99.27 (-0.1/+0.1)	99.03 (-0.1/+0.1)	98.72 (-0.1/+0.1)	98.54 (-0.1/+0.1)	98.41 (-0.1/+0.1)	98.28 (-0.1/+0.1)
Registered Implants: 89000										
Effective Sample Size	77716	69454	62065	55311	49106	43279	38075	33559	29651	26154

SWEET TIP RX
Positive Fixation

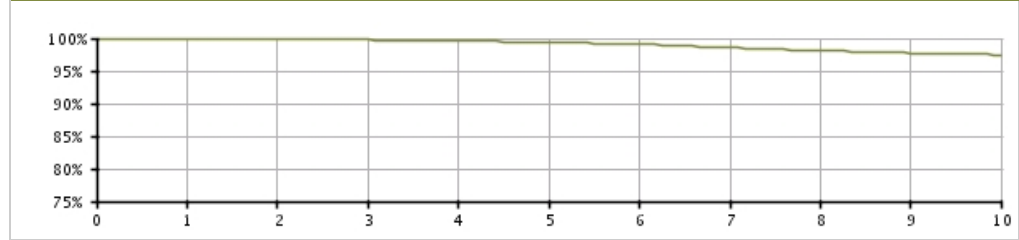
Models 4143/4144/4145/4243/4244/
 4245

U.S. Survival Probability	Worldwide Malfunction Details	Product Advisories
---------------------------	-------------------------------	--------------------

U.S. Summary

U.S. Registered Implants: 34,000	U.S. Chronic Lead Complications: 507
U.S. Approval Date: October 1998	U.S. Malfunctions: 28
U.S. Estimated Active Implants: 7,000	

Complications and Malfunctions



U.S. Survival Probability

Year	1	2	3	4	5	6	7	8	9	10
Non Advisory Population	99.90 (-0.0/+0.0)	99.82 (-0.1/+0.0)	99.76 (-0.1/+0.1)	99.63 (-0.1/+0.1)	99.37 (-0.1/+0.1)	99.10 (-0.1/+0.1)	98.57 (-0.2/+0.2)	98.09 (-0.2/+0.2)	97.75 (-0.2/+0.2)	97.42 (-0.3/+0.2)
Registered Implants: 34000										
Effective Sample Size	29685	26539	23707	21104	18668	16398	14403	12644	11075	9476

CRM PRODUCT PERFORMANCE REPORT Q3 2017

Confirmed Malfunction Details: Leads

References

Descriptions listed below provide an overview of the clinical observations and/or analysis findings associated with each confirmed lead malfunction pattern listed in this report.

All of the patterns listed are thoroughly investigated and analyzed. As part of Boston Scientific's process of continuous improvement, when possible, changes have been or will be implemented in response to identified malfunction patterns. "Improvements implemented" may include product design changes in existing or subsequent generations, manufacturing process modifications, educational communications, labeling changes, etc. Improvement implementation may vary by geography due to various factors, including regulatory review timing, and may not completely mitigate or eliminate the potential for additional malfunctions.

1. **IS-1 terminal pin**— Compromised insulation and/or conductor integrity if lead is bent sharply away from the header block when placed in implant pocket or if pulse generator migrates from implant site. Improvement implemented.
2. **Inner insulation abrasion**— Loss of capture, decreasing impedance, increased pacing thresholds, noisy signals, oversensing. Abrasion of inner insulation.
3. **Lead body**— Insulation abrasion due to lead-on-lead or lead-on-can contact combined with damage attributed to application of compressive or torsional loads which may be due to clavicle-first rib entrapment. Damage to lead body may expose conductor.
4. **Terminal leg insulation**— Loss of sensing, loss of pacing, loss of defibrillation therapy. Abraded insulation on terminal leg portion of lead due to lead-on-lead or lead-on-can contact. Improvement implemented.
5. **Seal rings**— Insertion difficulty at implant, difficulty removing lead from header post-implant. Proximal silicone seal rings not fully adhered to lead terminal. Improvement implemented.
6. **Manufacturing material**— Loss of sensing, loss of pacing, noisy signals. Manufacturing material embedded in lead body.
7. **Lead conductor**— Loss of capture, inability to deliver therapy. Fatigue of lead conductor due to repeated flexing.
8. **Lead body**— Lead fracture, inappropriate shocks, oversensing. Insulation damage resulting from implant stresses or manufacturing variability.
9. **Lead conductor**— Loss of sensing, loss of pacing. Physical damage to lead body due to repeated flexing.
10. **Lead conductor**— Physical damage to lead conductor, inappropriate shocks, oversensing. Displacement of yoke component may lead to fatigue of high-voltage lead conductor. Improvement implemented.
11. **Lead connector**— Insulation damage resulting from bending or tension at the terminal connector. May lead to inappropriate shocks, oversensing.
12. **Serial number label**— Loss of sensing, loss of pacing. Sharp edge in serial number label resulting in breach in outer lead insulation. Improvement implemented.
13. **Conductor connection**— Loss of sensing, loss of pacing, loss of defibrillation output. Improper conductor wire connection. Improvement implemented.
14. **Terminal component**— Loss of sensing, loss of pacing, terminal pin separation from terminal ring during implant or ICD replacement. Improvement implemented.
15. **Electrode tip**— Separation between electrode tip and lead body.
16. **Lead body**— Physical damage to lead body, inappropriate shocks. Abraded insulation due to contact with patient anatomy.
17. **Serial number label**— Loss of sensing, loss of pacing. Broken serial number label due to either sharp bend away from header at implant or repetitive movement during implant.
18. **IS-1 terminal pin**— Compromised insulation and/or conductor integrity if lead is bent sharply away from the header block when placed in implant pocket or if pulse generator migrates from implant site. Improvement implemented.
19. **DF-1 terminal pin**— Loss of sensing, loss of pacing, loss of defibrillation output. Compromised insulation and/or conductor integrity from sharp or excessive bending. Improvement implemented.
20. **Yoke component**— Noise, impedance anomalies, threshold variation. Use of multiple or pre-formed stylets may cause component within lead yoke to dislodge. Improvement implemented.
21. **Lead conductor**— Muscle stimulation, inappropriate shocks, oversensing, high pacing impedance, inability to deliver therapy. Repeated flexing leading to fatigue of lead conductor.
22. **J-shape**— Placement difficulty, dislodgement. Elevated temperatures resulting in a relaxation of pre-formed J-shape. Improvement implemented.
23. **Terminal weld**— Impedance rise, loss of pacing. Loss of connection on terminal weld. Improvement implemented.
24. **Conductor fracture**— High impedance, loss of capture, loss of pacing, inappropriate shocks. Flex fatigue leading to discontinuity of pace/sense conductor.
25. **Conductor fracture**— High impedance, loss of LV capture, loss of LV pacing. Flex fatigue leading to discontinuity of conductor.

26. **Non-patterned, Other**— Confirmed malfunction for which the root cause does not fit within other categories and is not associated with other malfunctions, or has not yet been identified.
27. **Non-patterned, Conductor**— Conductor malfunction (including clavicle fatigue or crush damage) where the root cause is not associated with other malfunctions.
28. **Non-patterned, Insulation**— Lead insulation breach (including damage due to lead-on-lead or lead-on-anatomy contact, clavicle fatigue or crush) where the root cause is not associated with other malfunctions.
31. **Non-patterned, Crimp, Weld, Bond**— Interruption in conductor or lead body associated with a point of connection where the root cause is not associated with other malfunctions.
32. **Conductor damage**— Noise, oversensing, inappropriate shocks, possible loss of therapy. Conductor damage attributed to application of compressive or torsional loads which may be due to clavicle-first rib entrapment.
33. **Insulation damage**— Low pacing impedance, noise, possible loss of therapy. Insulation abrasion due to lead-on-lead or lead-on-can contact, or due to application of compressive or torsional loads which may be due to clavicle-first rib entrapment. Damage to lead body may expose conductor.
34. **Extracardiac fracture**— High impedance, loss of LV capture, loss of LV pacing. Flex fatigue near suture sleeve, not including clavicle-first rib damage, leading to discontinuity of conductor.
35. **Lead conductor**— High impedance, loss of sensing, loss of pacing. Variability in wire conductor material. Improvement implemented.
36. **Conductor connection**— Loss of sensing, loss of pacing, loss of defibrillation output. Improper conductor wire connection. Improvement implemented.
37. **Weld fracture**— Noise, loss of sensing. Fractured weld.
38. **Conductor cable fracture**— High impedance, potential loss of pacing and defibrillation therapy. Fractured high-voltage cable. Improvement implemented.
39. **Inner conductor break**— High impedance, loss of capture, loss of sensing. Inner conductor break. Commonly associated with helix extension/retraction difficulties at implant.

U.S. Chronic Lead Complications (Occurring After the First Month of Service)

Boston Scientific strives to provide meaningful detail in describing the performance of our products. U.S. Chronic Lead Complications are reported in compliance with ISO 5841-2: 2014 (E), Reporting of Clinical Performance of Populations of Pulse Generators or Leads. To be included in the Chronic Lead Complications table, a lead must be successfully implanted, with clinical observations (as listed in the table) occurring after the first month of implant, and have been removed from service surgically or electronically. The lead either was not returned for analysis, or was returned but had no confirmation of a malfunction.

While multiple complications are possible for any given lead, only one complication is reported per lead. The complication reported is determined by an observation hierarchy, indicated by the order of the categories from left to right in the table. The number of U.S. Registered Implants is also provided as context for the data. Chronic Lead Complications are included in the calculation of survival probability. Complications for both the U.S. Registered Implant population and for leads enrolled in the Longitude Surveillance Registry (bottom of table) are provided.

Pacing Leads/Model	U.S. Registered Implants	Cardiac Perforation	Conductor fracture/ helix damage	Lead dislodgement	Failure to capture	Oversensing	Failure to sense	Insulation breach	Abnormal pacing impedance	Abnormal defibrillation impedance	Extracardiac stimulation
INGEVITY Positive Fixation 7640/7641/7642/7740/7741/7742	102000	22	76	69	14	1	1	2	3	0	6
INGEVITY Atrial J Passive Fixation 7635/7636/7735/7736	3000	0	0	3	2	0	0	0	0	0	0
INGEVITY Passive Fixation 7631/7632/7731/7732	5000	0	1	1	0	0	0	0	0	0	0
FLEXTEND Active Fixation 4086/4087/4088	235000	73	781	844	716	311	89	161	393	0	65
FINELINE II/FINELINE II Sterox Passive Fixation (Polyurethane) 4452/4453/4456/4457	189000	4	332	205	182	37	21	162	178	0	20
FINELINE II EZ/FINELINE II Sterox EZ Positive Fixation (Polyurethane) 4463/4464/4465/4469/4470/4471	458000	21	540	665	341	87	87	409	335	0	42
FINELINE II/FINELINE II Sterox Atrial J (Polyurethane) 4477/4478/4479/4480	62000	1	98	308	110	10	19	59	36	0	8
FINELINE II/FINELINE II Sterox Passive Fixation (Silicone) 4454/4455/4458/4459	15000	1	89	19	37	12	4	14	16	0	1
FINELINE II/FINELINE II Sterox EZ Positive Fixation (Silicone) 4466/4467/4468/4472/5573/4474	52000	0	222	75	84	63	16	72	96	0	4
CRT Leads/Model	U.S. Registered Implants	Cardiac Perforation	Conductor fracture/ helix damage	Lead dislodgement	Failure to capture	Oversensing	Failure to sense	Insulation breach	Abnormal pacing impedance	Abnormal defibrillation impedance	Extracardiac stimulation
ACUITY X4 Spiral L 4677/4678	4000	0	0	1	0	0	0	0	0	0	0
ACUITY X4 Spiral S 4674/4675	11000	1	0	7	0	0	0	0	0	0	2

CRT Leads/Model (cont.)	U.S. Registered Implants	Cardiac Perforation	Conductor fracture/ helix damage	Lead dislodgement	Failure to capture	Oversensing	Failure to sense	Insulation breach	Abnormal pacing impedance	Abnormal defibrillation impedance	Extracardiac stimulation
ACUIITY X4 Straight 4671/4672	8000	0	0	7	1	0	0	0	1	0	2
ACUIITY Steerable 4554/4555/4556	29000	2	27	402	41	3	2	7	26	0	95
ACUIITY Spiral 4591/4592/4593	23000	0	15	256	28	1	1	3	6	0	149
EASYTRAK 3 4522/4524/4525/4527/4548/4549/4550	22000	2	29	256	42	4	2	10	11	0	92
EASYTRAK 2 4515/4517/4518/4520/4542/4543/4544	97000	2	280	1094	249	8	6	65	86	0	467
EASYTRAK 4510/4511/4512/4513/4535/4536/ 4537/4538	38000	1	64	397	102	3	1	47	32	0	263

Defibrillation Leads/Model	U.S. Registered Implants	Cardiac Perforation	Conductor fracture/ helix damage	Lead dislodgement	Failure to capture	Oversensing	Failure to sense	Insulation breach	Abnormal pacing impedance	Abnormal defibrillation impedance	Extracardiac stimulation
ENDOTAK RELIANCE 4-Site Dual Coil, Active Fixation 0275/0276/0295/0296	62000	15	22	74	15	14	8	5	8	8	4
ENDOTAK RELIANCE 4-Site Dual Coil, Passive Fixation 0285/0286	3000	0	1	5	0	3	0	0	3	0	0
ENDOTAK RELIANCE 4-Site Single Coil, Active Fixation 0292/0293	77000	17	24	88	26	17	9	4	8	15	6
ENDOTAK RELIANCE 4-Site Single Coil, Passive Fixation 0282/0283	1000	0	0	2	0	1	0	0	1	0	0
ENDOTAK RELIANCE Dual Coil, Active Fixation 0157/0158/0159/0164/0165/0167/ 0184/0185/0186/0187	286000	28	419	350	126	504	66	99	222	186	29
ENDOTAK RELIANCE Dual Coil, Passive Fixation 0147/0148/0149/0174/0175/0176/0177	46000	4	92	65	48	82	7	34	145	33	6
ENDOTAK RELIANCE Single Coil, Active Fixation 0137/0138/0160/0161/0162/0180/0181/0182	32000	8	50	42	20	43	1	7	29	29	3
ENDOTAK RELIANCE Single Coil, Passive Fixation 0127/0128/0170/0171/0172/0173	2000	0	3	5	1	3	0	1	3	2	0

S-ICD Electrodes/Model	U.S. Registered Implants	Perforation	Conductor fracture	Lead dislodgement	Failure to capture	Oversensing	Failure to sense	Insulation breach	Abnormal defibrillation impedance	Extracardiac stimulation
EMBLEM/Q-TRAK S-ICD Electrode 3010, 3401, 3501	20000	0	0	3	0	8	0	3	0	0

Longitude Surveillance Registry	Leads Enrolled	Cardiac Perforation	Conductor fracture/ helix damage	Lead dislodgement	Failure to capture	Oversensing	Failure to sense	Insulation breach	Abnormal pacing impedance	Abnormal defibrillation impedance	Extracardiac stimulation
ACUITY Spiral 4591/4592/4593	1383	0	0	22	2	0	0	0	0	0	9
ENDOTAK RELIANCE Dual Coil, Active Fixation 0157/0158/0159/0164/0165/0167/ 0184/0185/0186/0187	741	0	0	0	0	0	0	0	1	1	0
ENDOTAK RELIANCE 4-Site Dual Coil, Active Fixation 0275/0276/0295/0296	850	0	0	1	1	1	0	0	0	0	0
ENDOTAK RELIANCE 4-Site Single Coil, Active Fixation 0292/0293	1104	0	1	1	1	1	1	0	0	0	0
FINELINE II EZ/FINELINE II Sterox EZ Positive Fixation (Polyurethane) 4463/4464/4465/4469/4470/4471	924	0	1	1	0	0	0	0	0	0	0

U.S. Acute Lead Observations

Boston Scientific strives to provide meaningful detail reflective of real-world product experience. In the first weeks following lead implantation, physiologic responses and lead performance can vary until chronic lead stability is attained. Acute lead performance may be subject to a number of factors, including patient-specific anatomy, clinical conditions and/or varying implant conditions/techniques.

Because acute implant time contributes to overall clinical experience, Boston Scientific provides specific information regarding acute lead performance. To be included in the Acute Lead Observations table, a lead must first be successfully implanted, with clinical observations occurring within the first month of implant. These reports may or may not have resulted in clinical action and/or product return to Boston Scientific. The categories are consistent with the AdvaMed guidance for *Uniform Reporting of Clinical Performance of Cardiac Rhythm Management Pulse Generators and Leads*. Although multiple observations are possible for any given lead, only one observation is reported per lead. The observation reported is determined by an observation hierarchy, indicated by the order of the categories from left to right in the table. The number of U.S. Registered Implants is also provided as context for the data. Acute Lead Observations are not included in calculation of lead survival probability. Observations for both the U.S. Registered Implant population and for leads enrolled in the Longitude Surveillance Registry (bottom of table) are included.

Pacing Leads/Model	U.S. Registered Implants	Cardiac Perforation	Conductor fracture/ helix damage	Lead dislodgement	Failure to capture	Oversensing	Failure to sense	Insulation breach	Abnormal pacing impedance	Abnormal defibrillation impedance	Extracardiac stimulation
INGEVITY Positive Fixation 7640/7641/7642/7740/7741/7742	102000	130	200	258	114	30	21	9	82	0	20
INGEVITY Atrial J Passive Fixation 7635/7636/7735/7736	3000	0	0	7	4	0	0	0	0	0	1
INGEVITY Passive Fixation 7631/7632/7731/7732	5000	1	2	9	6	1	3	0	0	0	0
FLEXTEND Active Fixation 4086/4087/4088	235000	237	197	1358	434	75	91	58	213	0	51
FINELINE II/FINELINE II Sterox Passive Fixation (Polyurethane) 4452/4453/4456/4457	189000	15	14	448	179	8	27	25	40	0	21
FINELINE II EZ/FINELINE II Sterox EZ Positive Fixation (Polyurethane) 4463/4464/4465/4469/4470/4471	458000	83	84	709	260	113	100	63	253	0	44
FINELINE II/FINELINE II Sterox Atrial J (Polyurethane) 4477/4478/4479/4480	62000	1	18	452	91	8	31	17	22	0	10
FINELINE II/FINELINE II Sterox Passive Fixation (Silicone) 4454/4455/4458/4459	15000	1	4	34	17	1	2	6	6	0	0
FINELINE II/FINELINE II Sterox EZ Positive Fixation (Silicone) 4466/4467/4468/4472/4473/4474	52000	3	18	104	28	9	12	21	13	0	6
CRT Leads/Model	U.S. Registered Implants	Cardiac Perforation	Conductor fracture/ helix damage	Lead dislodgement	Failure to capture	Oversensing	Failure to sense	Insulation breach	Abnormal pacing impedance	Abnormal defibrillation impedance	Extracardiac stimulation
ACUITY X4 Spiral L 4677/4678	4000	1	0	9	6	3	0	0	3	0	13
ACUITY X4 Spiral S 4674/4675	11000	2	0	18	7	1	0	0	23	0	28

CRT Leads/Model (cont.)	U.S. Registered Implants	Cardiac Perforation	Conductor fracture/ helix damage	Lead dislodgement	Failure to capture	Oversensing	Failure to sense	Insulation breach	Abnormal pacing impedance	Abnormal defibrillation impedance	Extracardiac stimulation
ACUITY X4 Straight 4671/4672	8000	1	0	20	6	1	0	0	16	0	18
ACUITY Steerable 4554/4555/4556	29000	1	3	329	47	25	2	7	134	0	242
ACUITY Spiral 4591/4592/4593	23000	5	4	214	69	9	1	10	38	0	243
EASYTRAK 3 4522/4524/4525/4527/4548/4549/4550	22000	4	2	275	38	12	2	8	47	0	187
EASYTRAK 2 4515/4517/4518/4520/4542/4543/4544	97000	13	9	939	135	46	9	27	199	0	730
EASYTRAK 4510/4511/4512/4513/4535/4536/ 4537/4538	38000	7	8	196	38	15	1	19	34	0	186

Defibrillation Leads/Model	U.S. Registered Implants	Cardiac Perforation	Conductor fracture/ helix damage	Lead dislodgement	Failure to capture	Oversensing	Failure to sense	Insulation breach	Abnormal pacing impedance	Abnormal defibrillation impedance	Extracardiac stimulation
ENDOTAK RELIANCE 4-Site Dual Coil, Active Fixation 0275/0276/0295/0296	62000	57	32	184	90	72	13	7	83	21	12
ENDOTAK RELIANCE 4-Site Dual Coil, Passive Fixation 0285/0286	3000	2	0	9	1	3	0	0	17	2	0
ENDOTAK RELIANCE 4-Site Single Coil, Active Fixation 0292/0293	77000	66	42	199	74	89	22	7	93	78	26
ENDOTAK RELIANCE 4-Site Single Coil, Passive Fixation 0282/0283	1000	1	1	3	2	1	1	0	18	1	0
ENDOTAK RELIANCE Dual Coil, Active Fixation 0157/0158/0159/0164/0165/0167/ 0184/0185/0186/0187	286000	150	188	651	169	367	54	70	360	234	80
ENDOTAK RELIANCE Dual Coil, Passive Fixation 0147/0148/0149/0174/0175/0176/0177	46000	8	2	107	46	57	8	5	177	17	2
ENDOTAK RELIANCE Single Coil, Active Fixation 0137/0138/0160/0161/0162/0180/0181/0182	32000	30	17	80	29	32	14	3	56	121	9
ENDOTAK RELIANCE Single Coil, Passive Fixation 0127/0128/0170/0171/0172/0173	2000	0	0	3	1	1	2	0	11	1	0

S-ICD Electrodes/Model	U.S. Registered Implants	Perforation	Conductor fracture	Lead dislodgement	Failure to capture	Oversensing	Failure to sense	Insulation breach	Abnormal defibrillation impedance	Extracardiac stimulation
EMBLEM/Q-TRAK S-ICD Electrode 3010/3401/3501	20000	1	0	15	0	204	14	1	71	1

Longitude Surveillance Registry	Leads Enrolled	Cardiac Perforation	Conductor fracture/ helix damage	Lead dislodgement	Failure to capture	Oversensing	Failure to sense	Insulation breach	Abnormal pacing impedance	Abnormal defibrillation impedance	Extracardiac stimulation
ACUITY Spiral 4591/4592/4593	1383	0	0	12	10	1	0	0	3	0	48
ENDOTAK RELIANCE Dual Coil, Active Fixation 0157/0158/0159/0164/0165/0167/ 0184/0185/0186/0187	741	0	0	1	0	1	0	1	0	0	0
ENDOTAK RELIANCE 4-Site Dual Coil, Active Fixation 0275/0276/0295/0296	850	0	2	12	0	0	0	1	2	0	3
ENDOTAK RELIANCE 4-Site Single Coil, Active Fixation 0292/0293	1104	6	1	11	5	5	3	0	2	1	2
FINELINE II EZ/FINELINE II Sterox EZ Positive Fixation (Polyurethane) 4463/4464/4465/4469/4470/4471	924	0	0	1	1	0	0	0	0	0	0

Before/During Implant Procedure - Worldwide Malfunctions: Leads

This section of the report depicts the number of product malfunctions that occurred worldwide either before implant (prior to opening the sterile product packaging) or during implant (once the sterile product packaging has been opened). In all cases, the product in question must be returned to Boston Scientific CRM and confirmed through laboratory analysis to have operated or exhibited a problem outside the specified performance limits established by Boston Scientific. Damage incurred during shipping/transit or due to external factors warned against in labeling is not reported as device malfunction here.

The Conductor category includes any conductor break or damage with complete or intermittent loss of continuity that could interrupt current flow, including clavicle fatigue or crush damage. The Insulation category includes any lead insulation breach, such as damage due to lead-on-lead or lead-on-anatomy contact, or clavicle fatigue or crush. The Crimp/Weld/Bond category includes any interruption in the conductor or lead body associated with a point of connection. The Other category includes malfunctions for which the root cause does not fit within other categories or has not yet been determined. The Labeling and Packaging categories include product identification issues and damage to sterile packaging, respectively. The Implant Accessory category includes lead malfunctions due to catheter, guidewire or sheath issues.

CRT Leads/Model	Worldwide Distribution	Conductor	Insulation	Crimp/Weld/Bond	Other	Labeling	Packaging	Implant Accessory
ACUITY X4 Spiral L 4677/4678	12,000	0	0	0	0	0	0	0
ACUITY X4 Spiral S 4674/4675	27,000	0	0	0	2	0	0	0
ACUITY X4 Straight 4671/4672	23,000	0	0	0	0	0	0	0
ACUITY Steerable 4554/4555/4556	64,000	0	0	0	4	0	2	0
ACUITY Spiral 4591/4592/4593	44,000	0	0	0	2	1	0	0
EASYTRAK 3 4522/4524/4525/4527/4548/4549/4550	43,000	0	2	0	17	0	0	2
EASYTRAK 2 4515/4517/4518/4520/4542/4543/4544	178,000	0	5	0	7	1	1	1
EASYTRAK 4510/4511/4512/4513/4535/4536/4537/4538	53,000	0	0	0	4	0	0	3

Defibrillation Leads/Model	Worldwide Distribution	Conductor	Insulation	Crimp/Weld/Bond	Other	Labeling	Packaging	Implant Accessory
ENDOTAK RELIANCE G 4-FRONT Dual Coil Active Fixation 0658/0695/0696	11,000	0	0	0	1	0	0	0
ENDOTAK RELIANCE SG 4-FRONT Single Coil Active Fixation 0657/0692/0693	41,000	3	0	0	1	0	0	0
ENDOTAK RELIANCE G 4-FRONT Dual Coil Passive Fixation 0655/0685/0686	1,000	0	0	0	0	0	0	0
ENDOTAK RELIANCE SG 4-FRONT Single Coil Passive Fixation 0654/0682/0683	3,000	0	0	0	0	0	0	0
ENDOTAK RELIANCE 4-Site Dual Coil Active Fixation 0275/0276/0295/0296	100,000	0	0	0	65	0	1	0
ENDOTAK RELIANCE 4-Site Dual Coil Passive Fixation 0265/0266/0285/0286	9,000	0	0	0	4	0	1	0
ENDOTAK RELIANCE 4-Site Single Coil Active Fixation 0292/0293	123,000	0	0	0	23	0	1	0
ENDOTAK RELIANCE 4-Site Single Coil Passive Fixation 0282/0283	4,000	0	0	0	0	0	0	0
ENDOTAK RELIANCE Dual Coil Active Fixation 0157/0158/0159/0164/0165/0167/ 0184/0185/0186/0187	375,000	0	0	44	489	0	3	14
ENDOTAK RELIANCE Dual Coil Passive Fixation 0147/0148/0149/0174/0175/0176/0177	109,000	0	1	3	87	0	3	0
ENDOTAK RELIANCE Single Coil Active Fixation 0137/0138/0160/0161/0162/0180/0181/0182	69,000	0	0	7	63	0	1	3
ENDOTAK RELIANCE Single Coil Passive Fixation 0127/0128/0170/0171/0172/0173	8,000	0	0	0	2	0	0	0

S-ICD Electrodes/Model	Worldwide Distribution	Conductor	Insulation	Crimp/Weld/Bond	Other	Labeling	Packaging	Implant Accessory
EMBLEM/Q-TRAK S-ICD Electrode 3010, 3401, 3501	35,000	0	0	1	0	0	0	0

Pacing Leads/Model	Worldwide Distribution	Conductor	Insulation	Crimp/Weld/Bond	Other	Labeling	Packaging	Implant Accessory
INGEVITY Positive Fixation 7640/7641/7642/7740/7741/7742	315,000	798	0	0	1504	0	0	0
INGEVITY Atrial J Passive Fixation 7635/7636/7735/7736	32,000	0	0	0	0	0	0	0
INGEVITY Passive Fixation 7631/7632/7731/7732	38,000	0	0	0	0	0	0	0
FLEXTEND 2 Active Fixation 4095/4096/4097	184,000	0	0	10	122	1	0	0
FLEXTEND Active Fixation 4086/4087/4088	290,000	0	0	55	604	0	1	4
FINELINE II/FINELINE II Sterox Passive Fixation (polyurethane) 4452/4453/4456/4457*	525,000	1	0	2	7	3	25	0
FINELINE II/FINELINE II Sterox EZ Positive Fixation (polyurethane) 4463/4464/4465/4469/4470/4471*	706,000	0	0	7	56	1	44	2
FINELINE II/FINELINE II Sterox Atrial J (poly) 4477/4478/4479/4480*	297,000	0	3	1	129	6	19	0
FINELINE II/FINELINE II Sterox Passive Fixation (silicone) 4454/4455/4458/4459*	104,000	0	0	2	1	1	1	0
FINELINE II/FINELINE II Sterox EZ Positive Fixation (silicone) 4466/4467/4468/4472/5573/4474*	140,000	0	1	1	25	1	6	0

*Counts consist of Boston Scientific and Intermedics co-branded pacing leads data.

Product Advisories

A Product Advisory is a voluntary letter issued to inform physicians of an anomalous device behavior identified by Boston Scientific's Quality System. A Product Advisory is issued when there is a material elevation in risk to patient safety with potential for compromised lifesaving therapy, or when Boston Scientific can provide meaningful guidance to improve patient outcomes or device performance. Boston Scientific considers many perspectives in the decision to issue a Product Advisory, including internal expertise and guidance from an independent Patient Safety Advisory Board (PSAB).

This report section includes summaries of Product Advisories for which significant, active U.S. device populations exist. In general, this includes advisories for which the estimated active U.S. advisory population is at least 200. Physician and patient letters, as well as Advisory Updates, are available at www.bostonscientific.com. With respect to the number of reported events listed in the summaries below, Boston Scientific recognizes that the actual number of clinical malfunctions may be greater than the number reported. Additionally, rate projections are provided with the acknowledgment that predictive modeling is inherently uncertain due to its dependence on the device age distribution of reported events and resultant statistical approximations and assumptions. Advisory notifications may vary by geography, based upon local regulatory requirements. Please contact the local Boston Scientific office for more information. Not all products may be approved for use in all geographies, as product approval is geography specific.

PRODUCT	ORIGINAL COMMUNICATION June 2017 — S-ICD Memory Corruption
<p>A serialized search tool to determine if a specific device is affected by this product advisory is available here:</p> <p>Device Lookup Tool</p>	<p>Voluntary Physician Advisory FDA Classification: Class II</p> <p>This advisory discusses a single, isolated S-ICD event that resulted in a device-related patient death.</p>
<p>S-ICD Models 1010, A209, A219</p> <p>S-ICD Memory Corruption, Physician Letter, Jun 29, 2017</p> <p>S-ICD Memory Corruption, Patient Letter, Jun 29, 2017</p> <p>S-ICD Software v4.04 Programmer Commands and Memory Corruption August 2017</p>	<p>Boston Scientific engineers have determined that this patient's S-ICD repeatedly delivered an atypical amount of energy (similar to the arrhythmia induction function) because a specific memory location was corrupted by radiation within the environment. This repeated atypical energy delivery prevented S-ICD arrhythmia detection/treatment and ultimately contributed to the patient death.</p> <p><i>Estimated Rate of Occurrence</i> This experience represents one (1) observed event in approximately 37,000 S-ICDs distributed worldwide.</p> <p>Given the rarity of this single event observed to date, a precise projection of occurrence cannot be derived with confidence. Engineering analysis of S-ICD device memory design and recorded instances of SEUs in fielded devices was conducted during our root cause investigation of this event. Based on this analysis, the probability of corruption of the specific location in memory that produces this device behavior within an S-ICD was determined to be approximately 1 in 300,000 over five years.</p>
	<p>CURRENT STATUS 11-Jul-17</p> <p>This experience represents one (1) observed event in approximately 37,000 S-ICDs distributed worldwide.</p> <p><i>Estimated Rate of Occurrence</i> The probability of corruption of the specific location in memory that produces this device behavior within an S-ICD was determined to be approximately 1 in 300,000 over five years.</p>
	<p>CURRENT RECOMMENDATION 10-Jul-17</p> <p>In consultation with our Patient Safety Advisory Board, Boston Scientific recommends NO changes to clinical follow-up due to this single event. Specifically, for patients with S-ICD systems:</p> <ul style="list-style-type: none">• Continue using the S-ICD system to detect and treat life-threatening ventricular tachyarrhythmias;• Keep scheduled LATITUDE™ and/or in clinic follow-ups; and• Follow the precautions identified in the S-ICD user's manual when radiation therapy is prescribed. <p>Furthermore, Boston Scientific does NOT recommend the following:</p> <ul style="list-style-type: none">• Early or off-cycle follow-ups are not recommended. This type of memory corruption cannot be detected, thus additional S-ICD checks do not reduce the potential for this device behavior.• Prophylactic S-ICD replacement or explant is not recommended. The risks associated with such an additional surgical procedure significantly outweigh the risk of reoccurrence of this device behavior. Until the software mitigation update is available, this S-ICD behavior represents an additional, small risk that should be considered when evaluating the relative risks associated with all available ICD therapy options. <p>Boston Scientific is now releasing programmer software version 4.04 to address the behavior for S-ICDs and a local Boston Scientific representative will arrange to update each programmer. This advisory no longer applies after an S-ICD is interrogated by any programmer updated with version 4.04 software.</p> <p>Recommendations for S-ICD and Programmers</p> <ul style="list-style-type: none">• Confirm all Model 3200 S-ICD programmers are upgraded with version 4.04 software.• Once your Model 3200 S-ICD programmers are upgraded, perform a standard in-clinic S-ICD followup for all patients implanted with an S-ICD at their earliest convenience. The January 2017 recommendation to perform a second interrogation is no longer required. <p>Note: The programmer will upgrade each S-ICD's software which takes less than 5 minutes.</p> <ul style="list-style-type: none">• Thereafter, standard in-clinic S-ICD follow-up checks may resume at normal frequency with programmers upgraded with version 4.04 software. <p>Note: When an S-ICD's software has been upgraded, it can only be interrogated with programmers installed with version 4.04 or greater software. Appendix A shows how the software model and version number can be identified through the programmer or an S-ICD summary report.</p>

PRODUCT

ORIGINAL COMMUNICATION January 2017 — S-ICD Programmer Commands

A serialized search tool to determine if a specific device is affected by this product advisory is available here:

[Device Lookup Tool](#)

S-ICD Programmer
Model 3200

[S-ICD Programmer Commands, Physician Letter, May 18, 2017](#)

[S-ICD Programmer Commands, Physician Letter, Jan 12, 2017](#)

[S-ICD Programmer Commands, Patient Letter, Jan 12, 2017](#)

[S-ICD Software v4.04 Programmer Commands and Memory Corruption August 2017](#)

Voluntary Physician Advisory
FDA Classification: Unclassified

This advisory discusses the potential for radio frequency (RF) interference to alter wireless communication from a Model 3200 S-ICD programmer, which in rare instances may cause an S-ICD to perform an unintended command. This behavior can only occur during an active, in-clinic interrogation/programming session with the Model 3200 S-ICD programmer. There is no risk of this behavior occurring when the LATITUDE Patient Management System communicates with an S-ICD in an ambulatory setting.

Both the programmer and the S-ICD check the validity of telemetry commands using an algorithm intended to detect whether these commands have been altered. In nearly all instances, invalid commands are rejected. In rare instances, interference may go undetected and alter communications from the programmer. This can potentially result in the S-ICD performing an induction, utilizing temporary parameters that impair the S-ICD from detecting or treating a tachyarrhythmia during the active telemetry session, or disabling therapy in the permanent programming mode such that therapy will be unavailable after the telemetry session is ended.

Because the programmer display may not match device programming when this behavior occurs, ending the session and re-interrogating the S-ICD is an effective means to check the permanently programmed device parameters. The potential for this behavior to occur during this brief re-interrogation is extremely remote.

All communications between the programmer and S-ICD remain secure. This behavior is not related to a cybersecurity vulnerability. The LATITUDE Patient Management System (remote monitoring) is not subject to this behavior and is a reliable way to check S-ICD settings and performance.

Estimated Rate of Occurrence

For the EMBLEM S-ICD, the probability of serious adverse consequences is estimated to be 1 in 25,000 at 5 years.

For the SQ-RX S-ICD, the probability of serious adverse consequences is estimated to be 1 in 200,000 at 5 years.

CURRENT STATUS 10-July-17

Ten observations of unintended programming commands or data changes have been observed within the population of approximately 23,700 EMBLEM and EMBLEM MRI S-ICDs. Four observations of unintended programming commands or data changes have occurred with the SQ-RX™ S-ICD.

There have been no reported patient deaths associated with this advisory.

Estimated Rate of Occurrence

For the EMBLEM S-ICD, the probability of serious adverse consequence is estimated to be 1 in 25,000 at 5 years.

For the SQ-RX S-ICD, the probability of serious adverse consequences is estimated to be 1 in 200,000 at 5 years.

CURRENT RECOMMENDATION 10-Jul-17

Boston Scientific is now releasing programmer software version 4.04 to address the behavior for S-ICDs and a local Boston Scientific representative will arrange to update each programmer. This advisory no longer applies after an S-ICD is interrogated by any programmer updated with version 4.04 software.

Recommendations for S-ICD and Programmers

- Confirm all Model 3200 S-ICD programmers are upgraded with version 4.04 software.
- Once your Model 3200 S-ICD programmers are upgraded, perform a standard in-clinic S-ICD followup for all patients implanted with an S-ICD at their earliest convenience. The January 2017 recommendation to perform a second interrogation is no longer required.

Note: The programmer will upgrade each S-ICD's software which takes less than 5 minutes.

- Thereafter, standard in-clinic S-ICD follow-up checks may resume at normal frequency with programmers upgraded with version 4.04 software.

Note: When an S-ICD's software has been upgraded, it can only be interrogated with programmers installed with version 4.04 or greater software. Appendix A shows how the software model and version number can be identified through the programmer or an S-ICD summary report.

Until a programmer software update is available for SQ-RX S-ICDs, Boston Scientific recommends the following:

- Consider reducing the frequency of in-clinic checks while following medical society guidelines. The SQ-RX S-ICD is not compatible with the LATITUDE Patient Management System.
- When performing a programming change or device check of an SQ-RX using a Model 3200 S-ICD Programmer:
 - Ensure external defibrillation equipment and medical personnel skilled in CPR are available during in-office follow-up testing and do not leave the patient unattended.
 - Place the telemetry wand directly over the S-ICD at all times and increase the distance between any source of interference and the programmer and S-ICD as much as possible.
 - Minimize the duration of programmer communications and end the programmer telemetry session promptly after completion.
- When the programmer is communicating with an SQ-RX S-ICD, it is possible that this behavior may alter temporary parameters without the user's knowledge. Altering of temporary parameters may result in an inability for the SQ-RX S-ICD to detect a tachyarrhythmia or an inappropriate detection of a heart rhythm.
 - To initiate a defibrillation therapy, press the Rescue Shock icon and follow screen prompts.
 - To abort an inappropriate shock, press the Abort button while the S-ICD is charging
- When the programming change or device check is complete, confirm SQ-RX S-ICD settings by performing the following steps:
 - End the original telemetry session
 - Initiate a new telemetry session
 - Print a device Summary Report (see Appendix B)

PRODUCT

ORIGINAL COMMUNICATION Aug 2013 and Sep 2014 — Low Voltage Capacitor

A serialized search tool to determine if a specific device is affected by this product advisory is available here:

[Device Lookup Tool](#)

Voluntary Physician Advisory
FDA Classification August 2013: Class II
FDA Classification September 2014: Class II

In August 2013, a physician communication discussed a subset of COGNIS CRT-Ds and TELIGEN ICDs that had experienced an increased rate of premature battery depletion due to compromised performance of a low voltage (LV) capacitor. It also informed physicians how to identify and respond to a Safety Architecture low voltage alert. In September 2014, a second subset of devices was identified that may exhibit compromised LV capacitor performance at a rate that is similar to the August 2013 advisory subset. The second communication also discussed improvements to Safety Architecture's low voltage alert, which were released through a programmer software update.

COGNIS

Models N106/N107/N108/N118/
N119/N120/P106/P107/P108

The performance of an LV capacitor may be compromised in some devices after two or more years of implant time, which will increase battery use and may eventually initiate one or more Safety Architecture alerts and patient-audible beeping.

TELIGEN VR

Models E102/E103/F102/F103

The most common alert is a yellow programmer screen that states, "Voltage is too low for projected remaining capacity. Contact Technical Services with Code 1003". LATITUDE issues a corresponding yellow alert (nominally configured "On"). In other instances, diminished LV capacitor performance can result in an early "Explant" battery status indicator (ERI) and a replacement window that may be less than 3 months.

TELIGEN DR

Models E110/E111/F110/F111

Devices that experience a low voltage alert require replacement. If not replaced, increased current drain could deplete the battery and impact therapy delivery and telemetry.

Advisory population

Approximately 22,800 devices identified in the August 2013 communication remain in service. In September 2014, Boston Scientific identified an additional 27,300 active devices that may exhibit diminished LV capacitor performance at a rate that is similar to the August 2013 advisory population. The projected cumulative rate of occurrence for LV capacitor malfunction within the total advisory population is approximately 2.9% at 60 months. Due to Safety Architecture alerts and timely physician response, the potential for life-threatening harm from loss of therapy is estimated to be less than 1 in 125,000 (0.0008%) at 60 months.

[Low Voltage Capacitor 2014 Physician Letter, Sep 17, 2014](#)

CURRENT STATUS 10-Jul-17

Advisory devices have not been available for implant for more than seven years.

[Low Voltage Capacitor 2014 Patient Letter, Sep 17, 2014](#)

Confirmed Malfunctions (worldwide)

4,808 malfunctions have been confirmed from the advisory population. Approximately 36,000 devices from the advisory populations remain in service.

[Low Voltage Capacitor 2013 Physician Letter, Aug 29, 2013](#)

There has been one reported patient death due to complications with the replacement of an advisory device.

Projected Rate of Occurrence

• COGNIS CRT-D and TELIGEN ICD advisory population - The rate of occurrence is 2.9% at 60 months and 6.0% at 72 months. The projected rate of occurrence is 8.7% at 84 months. The potential for life-threatening harm from loss of therapy is approximately 1 in 200,000 (0.0005%) at 60 months.

• COGNIS CRT-D and TELIGEN ICD populations (advisory and non-advisory) - The overall rate of occurrence is approximately 1% at 60 months. Since notifying customers of this behavior in September 2014 and improving the Safety Architecture voltage alert, the portion of malfunctions with compromised therapy has decreased to approximately 2%. The potential for life-threatening harm from loss of therapy is approximately 1 in 500,000 (0.0002%) at 60 months.

• INCEPTA, ENERGEN and PUNCTUA CRT-Ds and ICDs (non-advisory) - The projected rate is approximately 1% at 60 months. The portion of malfunctions with compromised therapy is approximately 0.2%. The potential for life-threatening harm from loss of therapy is approximately 1 in 5,000,000 (0.00002%) at 60 months.

CURRENT RECOMMENDATION 10-Jul-17

Updated Software

In 2014 BSC released software that enhances the effectiveness of the Safety Architecture tools later in device life. When the software was introduced, BSC recommended an in-clinic follow-up with an updated programmer at first opportunity, but within 3 months for patients within the advisory population. In-clinic interrogation with a current programmer automatically downloads Safety Architecture software upgrades from the programmer into individual patient devices, enhancing detection of a compromised LV capacitor before therapy delivery is impacted.

LATITUDE Patient Management System

Boston Scientific recommends that advisory patients utilize the LATITUDE Patient Management System (remote monitoring), which offers additional/supplemental device checks between office visits. Use of LATITUDE may accelerate detection of Safety Architecture alerts, and can notify if/when scheduled checkups have not occurred. Verify that the yellow alert "Voltage was too low for projected remaining capacity" is configured "On".

Additional Recommendations

- After a device has been upgraded with new software, Boston Scientific recommends normal device monitoring as described in device labeling.
- Device replacement is not recommended for advisory devices displaying normal behavior.
- Promptly investigate alerts, device beeping, and unanticipated replacement indicator messages.
- Following a Safety Architecture alert, contact Boston Scientific Technical Services as directed on programmer screens. Technical Services can facilitate an evaluation of device information downloaded from a recent in-clinic or remote LATITUDE interrogation, which may help to clarify available replacement time.

Standard Warranty program available, please contact your local representative for terms and conditions.

PRODUCT

ORIGINAL COMMUNICATION 01-Dec-09 — Subpectoral Implant

A serialized search tool to determine if a specific device is affected by this product advisory is available here:

[Device Lookup Tool](#)

This advisory is limited to those models listed below implanted subpectorally.

COGNIS

Models
N106/N107/N108/N118/N119
P106/P107/P108

TELIGEN VR

Models E102/F102

TELIGEN DR

Models E110/E111/F110/F111

Voluntary Physician Advisory
FDA Classification: Class II

This advisory is limited to devices identified in the product model list that were implanted subpectorally. Devices implanted subcutaneously are not included in this advisory.

Boston Scientific has determined that the bond between the header and case could be weakened by significant forces associated with a subpectoral implant procedure or when a device in a subpectoral position is pushed against a rib during contraction of the pectoralis muscle. A weakened header bond may alter lead impedance and introduce noise that may inhibit pacing therapy or initiate inappropriate tachy therapy. Additional mechanical stress applied to a weakened bond may eventually cause header connection wires to fracture, resulting in loss of therapy.

A weakened header bond can result in one or more of the following device behaviors:

- Significant changes in measured lead impedance
- Noise on real-time or stored electrograms
- Intermittent inhibition of pacing
- Inappropriate anti-tachy pacing or shock therapy
- Loss of pacing therapy
- Loss of anti-tachy pacing and shock therapy

No patient deaths related to this behavior have been reported. Patients have required early device replacement due to inappropriate shocks and/or noise induced by pocket manipulation or arm movement.

Rate of Occurrence

The implant orientation of devices is not reported to Boston Scientific, making it difficult to provide rate of occurrence and prediction information. Two (2) reports have been received worldwide of subpectoral implants with weakened header bonds. An estimated 5% of approximately 77,000 COGNIS and TELIGEN devices worldwide have been implanted in a subpectoral location.

[Subpectoral Implant 2009 Physician Letter, Dec 01, 2009](#)

The following factors may also impact the risk of failure if implanted in a subpectoral location:

- Exact location of the patient's ribs relative to the device
- Body size and/or muscle mass of the patient (risk may increase for larger/muscular patients)
- Activity level and/or occupation of the patient (risk may increase for more active patients)

[Subpectoral Implant 2009 Patient Letter, Dec 01, 2009](#)

CURRENT STATUS 10-Jul-17

Reported events (worldwide)

Ninety-six (96) reports have been received worldwide of subpectoral implants with weakened header bonds. An estimated 10% of approximately 104,000 COGNIS and TELIGEN devices worldwide have been implanted in a subpectoral location.

There have been no reported patient deaths associated with this advisory.

Rate of Occurrence

An estimated 10% of COGNIS and TELIGEN devices worldwide have been implanted in a subpectoral position. The rate of occurrence for subpectoral implants of COGNIS advisory devices is 1.95% at 60 months. The rate of occurrence for subpectoral implants of TELIGEN advisory devices is 0.53% at 60 months.

CURRENT RECOMMENDATION 10-Jul-17

If a patient's device was implanted subcutaneously, it is excluded from this advisory and no change to current patient management is recommended.

For affected devices implanted in a subpectoral location:

- Follow patient at least once every three months as recommended in device instructions for use.
- Consider advising patients to contact their physician or clinic if they receive shocks, in order to ensure timely review of associated electrograms and other device data via in-clinic or remote interrogation.
- Where available, consider using the LATITUDE® Patient Management System to facilitate remote device checks between in-clinic follow-ups.

Standard Warranty program available, please contact your local representative for terms and conditions.

PRODUCT	ORIGINAL COMMUNICATION 23-Jun-06 and 24-Aug-06— Low Voltage Capacitor
A serialized search tool to determine if a specific device is affected by this product advisory is available here: Device Lookup Tool	Voluntary Physician Advisory FDA Classification: Class II
INSIGNIA Ultra SR Models 1190/1390	Devices within a well-defined subset manufactured using low-voltage capacitors from a single component supplier may perform in a manner that leads to device malfunction, including intermittent or permanent loss of output or telemetry, or premature battery depletion. At the time of the original June 23, 2006 communication, approximately 49,800 devices had been distributed, and approximately 27,200 devices had been implanted worldwide. Boston Scientific initiated retrieval of all non-implanted devices within this subset from hospital and sales force inventory. An Advisory Update was issued on August 24, 2006, with a revised estimation of the implanted population to be approximately 31,000. All product currently being shipped and available for implant is not susceptible to this issue.
INSIGNIA Ultra DR and Ultra DR Downsize Models 1291/1491/1290/1490	<i>Reported Events (worldwide)</i> At the time of the original June 23, 2006 communication, a total of five (5) devices had been confirmed to have malfunctioned. As reported in the August 24, 2006 Advisory Update, five (5) additional malfunctions were confirmed since the original June 23, 2006 communication. A total of 10 confirmed malfunctions represented 0.032% of the implanted population of approximately 31,000 devices. Seven (7) of 10 malfunctions were identified while implanted, and three were identified prior to the implant procedure. There were no reports of patient death associated with this issue. There were a total of three (3) reports of patients experiencing syncope associated with loss of pacing.
INSIGNIA Entra SR Models 1195/1198/1395/1398	<i>Projected Rate of Occurrence</i> While a statistically significant projection of expected failures for implanted devices was not possible, testing suggested that the frequency of new malfunctions would continue to decrease in the future.
INSIGNIA Entra DR (downsize) Models 1296/1466	
INSIGNIA Entra DR Models 1294/1295/1494/1495	
INSIGNIA Entra SSI Models 0484/0485/1325/1326	
INSIGNIA Entra DDD Models 0985/0986/1426	CURRENT STATUS 10-Jul-17
INSIGNIA Plus SR Models 1194/1394	<i>Confirmed Malfunctions (worldwide)</i> 46 malfunctions have been confirmed from the advisory population. 35 of these were identified while implanted. There were an estimated 32,000 advisory devices implanted. 11 malfunctions were identified prior to implantation.
INSIGNIA Plus DR and Plus DR Downsize Models 1297/1467/1298/1468	There have been no reported patient deaths associated with this advisory. No devices currently being distributed are susceptible to this malfunction mode.
INSIGNIA AVT Models 0482/0882/0982 1192/1292/1392/1428/1432/1492	<i>Projected Rate of Occurrence</i> The rate of occurrence is projected to range between 0.10% and 0.22%.
CONTAK RENEWAL TR / TR2 Models H120/H125/H140/H145	CURRENT RECOMMENDATION 10-Jul-17
VITALITY 2 EL VR/DR Models T177/T167	<u>Patient management recommendations from the August 24, 2006 Advisory Update remain unchanged.</u>
VITALITY 2 VR/DR Models T175/T165	– Normal follow-up. – Physicians should consider the low and declining failure rate in addition to the unique needs of individual patients when making medical decisions regarding patient management. As always, advise patients to seek attention immediately if they experience syncope or lightheadedness. – Should the device exhibit symptoms described below, please contact your local sales representative or Technical Services for assistance with device evaluation.
VITALITY DR HE Model T180	
VITALITY DS VR/DR Models T135/T125	Device Behavior Pacemakers: INSIGNIA – Intermittent or permanent loss of pacing output – Inability to interrogate – Erased values in Daily Measurements – ERT or EOL indicator message displayed earlier than expected – A gas gauge less than BOL within six months of implant
VITALITY VR/DR and EL Models 1870/1871/T127	
VENTAK PRIZM 2 VR/DR Models 1860/1861	
Low Voltage Capacitor, Physician	
Low Voltage Capacitor, Patient Letter	
Low Voltage Capacitor, Physician Letter, Jun 23, 2006	
	Standard Warranty program available, please contact your local representative for terms and conditions.

PRODUCT	ORIGINAL COMMUNICATION 12-May-06 and 04-Jan-08 Subpectoral Implant
<p>A serialized search tool to determine if a specific device is affected by this product advisory is available here: Device Lookup Tool</p>	<p>Voluntary Physician Advisory FDA Classification: Class II</p>
<p><i>This advisory is limited to those models listed below implanted subpectorally with the serial number facing the ribs..</i></p>	<p>Accelerated life testing has confirmed that repetitive mechanical stress applied to a specific area of the titanium case can induce component damage and device malfunction only if the device is implanted subpectorally with the serial number facing the ribs (leads exiting the pulse generator in a clockwise fashion). An anterior/posterior (AP) radiograph can be used to determine device orientation. Due to component location, damage associated with this subpectoral failure mode will not occur in a subcutaneous position or in a position with the serial number facing up.</p>
<p>CONTAK RENEWAL 4 HE Models H197/H199</p>	<p>This failure mechanism can result in one or more of the following device behaviors:</p> <ul style="list-style-type: none"> - Loss of shock therapy - Loss of pacing therapy (intermittent or permanent) - Loss of telemetry communications
<p>CONTAK RENEWAL 4 Models H190/H195</p>	<ul style="list-style-type: none"> - Beeping (16 tones every six hours), and a programmer warning screen upon interrogation
<p>CONTAK RENEWAL 4 AVT / AVT HE Models M170/M175/M177/M179</p>	<p><i>Reported Events</i> Two (2) reports of device malfunction associated with subpectoral implantation in an uncommon orientation (serial number facing ribs) were received. No patient deaths related to this advisory were reported. One patient required external pacing and immediate device replacement due to lack of pacing therapy. The vast majority of affected devices are implanted subcutaneously and are not subject to this failure mechanism.</p>
<p>CONTAK RENEWAL 3 HE Models H177/H179</p>	
<p>CONTAK RENEWAL 3 Models H170/H175</p>	<p><i>Rate of Occurrence</i> The implant orientation of devices is not reported. For this reason, no rate of occurrence or failure rate projection was provided. However, based on available information, it is estimated that the number of devices implanted in a susceptible orientation is likely less than 1% of the total population.</p>
<p>CONTAK RENEWAL 3 AVT / AVT HE Models M155/M159</p>	
<p>VITALITY 2 EL VR/DR Models T177/T167</p>	<p>CURRENT STATUS 10-Jul-17 <i>Confirmed Malfunctions (worldwide)</i> <u>May 12, 2006 Population</u> Nineteen (19) malfunctions have been confirmed from an estimated 700 devices implanted in the susceptible orientation.</p>
<p>VITALITY DR HE Model T180</p>	<p><u>January 4, 2008 Population</u> Seven (7) malfunctions have been confirmed from an estimated 330 devices implanted in the susceptible orientation.</p>
<p>VITALITY EL Model T127</p>	
<p>VITALITY DR+ Model 1872</p>	<p>There have been no reported patient deaths associated with this advisory.</p> <p><i>Projected Rate of Occurrence</i> The projected rate of occurrence for devices implanted in the susceptible orientation is estimated to be 3% to 4% at 60 months.</p>
<p>Subpectoral Implant, Physician Letter, Jan 04, 2008</p>	<p>CURRENT RECOMMENDATION 10-Jul-17 Patient management recommendations for both populations remain unchanged from the May 12, 2006 physician communication.</p>
<p>Subpectoral Implant, Patient Letter, Dec 01, 2009</p>	<ul style="list-style-type: none"> - For patients implanted with a model listed in the advisory, review records to determine if the device was implanted subpectorally. Devices implanted subcutaneously are not subject to this advisory.
	<ul style="list-style-type: none"> - For subpectoral implants, use an AP radiograph to determine specific device orientation. <ul style="list-style-type: none"> - If the leads exit the pulse generator in a counter clockwise direction (serial number facing away from the ribs), this advisory does not apply and no change to current patient management is necessary. <p>If the device is in a susceptible orientation (serial number facing the ribs):</p> <ul style="list-style-type: none"> - Advise patient of the potential for device failure. - Follow patient at 3 month intervals in accordance with device labeling. - Consider device repositioning or replacement for physically active patients or for patients who regularly need device therapy. - For future implants, when considering subpectoral implantation, orient the device with the serial number facing away from the ribs.
	<p>Standard Warranty program available, please contact your local representative for terms and conditions.</p>

PRODUCT	ORIGINAL COMMUNICATION 22-Sep-05 — Crystal Timing Component
Identifiable by serial number. Not all serial numbers are affected.	Voluntary Physician Advisory FDA Classification: Class II
A serialized search tool to determine if a specific device is affected by this product advisory is available here: Device Lookup Tool	Two separate failure modes were identified that may result in intermittent or permanent loss of pacing output without warning, intermittent or permanent loss of telemetry, and/or reversion to VVI mode or appearance of a Reset warning message upon interrogation. The root cause of the first failure mode is foreign material within a crystal timing component. As of the December 12, 2005 Advisory Update, root cause had been identified as a microscopic particle within the crystal timing component.
INSIGNIA Ultra SR Models 1190/1390	
INSIGNIA Ultra DR and Ultra DR Downsize Models 1291/1491/1290/1490	<p><i>Reported Events</i></p> <p>Failure Mode 1—As of September 6, 2005, 36 malfunctions have been confirmed out of 49,500 devices distributed worldwide (0.073%). The majority of malfunctions occurred early in life, with a mean implant time of seven (7) months. There were no reported patient deaths. The supplier of the crystal timing component used in this subset of devices has eliminated foreign material within the crystal chamber, and no malfunctions were observed in any devices shipped after March 12, 2004.</p>
INSIGNIA Entra SR Models 1195/1198/1395/1398	
INSIGNIA Entra DR (downsize) Models 1296/1466	<p>Failure Mode 2—As of September 6, 2005, 16 malfunctions were confirmed out of 341,000 devices distributed worldwide (0.0047%). All 16 devices exhibited a no-output condition at the implant procedure or during pre-implant testing. There were no reported patient deaths.</p>
INSIGNIA Entra DR Models 1294/1295/1494/1495	<p><i>Rate Projection</i></p> <p>Failure Mode 1—As of the September 22, 2005 communication, Modeling, based on field experience and statistical analysis, predicted the malfunction rate for the active device population of 41,000 to be between 0.017% to 0.037% over the remaining device lifetime.</p>
INSIGNIA Entra SSI Models 0484/0485/1325/1326	
INSIGNIA Entra DDD Models 0985/0986/1426	<p>CURRENT STATUS 10-Jul-17</p> <p><i>Confirmed Malfunctions (worldwide)</i></p> <p>Failure Mode 1— 62 malfunctions out of approximately 49,500 advisory population devices have been confirmed. There have been no reported patient deaths associated with this advisory.</p>
INSIGNIA Plus SR Models 1194/1394	
INSIGNIA Plus DR and Plus DR Downsize Models 1297/1467/1298/1468	<p>Failure Mode 2— 26 malfunctions out of approximately 257,000 (0.010%) devices distributed have been confirmed. Twenty-two (22) malfunctions were identified before or during the implant procedure and four (4) were identified after implant. There have been no reported patient deaths associated with this advisory.</p>
INSIGNIA AVT Models 0482/0882/0982 1192/1292/1392/1428/1432/1492	<p><i>Projected Rate of Occurrence</i></p> <p>Failure Mode 1— The rate of occurrence for the estimated worldwide active advisory device population of 4,000 is projected to range between 0.027% and 0.038%.</p>
Crystal Timing Component, Physician Letter, Dec 12, 2005	<p>CURRENT RECOMMENDATION 10-Jul-17</p> <p>Failure Mode 1— <u>Patient management recommendations from the September 22, 2005 physician communication remain unchanged.</u></p>
Crystal Timing Component, Patient Letter, Oct 03, 2005	<p>Failure Mode 2— <u>Patient management recommendations supersede those originally communicated on September 22, 2005.</u></p>
Crystal Timing Component, Physician Letter, Sep 22, 2005	<p>— Normal follow-up for both Failure Mode 1 and Failure Mode 2 devices.</p> <p>— Specific to Failure Mode 1, physicians should consider the projected low and declining malfunction rate in addition to the unique needs of individual patients in their medical decisions regarding patient management. As always, advise patients to seek attention immediately if they experience syncope or lightheadedness.</p>
	Standard Warranty program available, please contact your local representative for terms and conditions.

Trademarks

The following are trademarks of Boston Scientific Corporation, CRM Division (doing business as Cardiac Pacemakers, Inc., a Boston Scientific Company) used in connection with the goods or services indicated:

ACCOLADE	EQUIO	INTUA
ACUITY	ENDOTAK ENDURANCE	INVIVE
ACUITY X4	ENDOTAK ENDURANCE EZ	ORIGEN
ADVANTIO	ENDOTAK ENDURANCE RX	PROPONENT
ALTITUDE	ENDOTAK RELIANCE	PUNCTUA
ALTRUA	ENERGEN	RELIANCE 4-FRONT
AUTOGEN	ESSENTIO	SELUTE
AVT	FINELINE	SWEET PICOTIP
COGNIS	FLEXTEND	SWEET TIP
CONFIENT	FORMIO	TELIGEN
CONTAK	INSIGNIA	VITALIO
CONTAK RENEWAL	INGENIO	VITALITY
CONTAK RENEWAL TR	INGEVITY	4-SITE
DYNAGEN	INCEPTA	
EASYTRAK	INLIVEN	
EMBLEM	INOGEN	
ENDOTAK		

The following marks are registered trademarks for Intermedics, Inc and Cameron Health, Inc. (doing business as Cardiac Pacemakers, Inc., a Boston Scientific Company) used in connection with the goods or services indicated:

Q-TRAK	SQ-RX	S-ICD
--------	-------	-------



Rhythm Management
300 Boston Scientific Way
Marlborough, MA 01752-1234
www.bostonscientific.com

Medical Professionals:
1.800.CARDIAC (227.3422)
Patients and Families:
1.866.484.3268

© 2017 Boston Scientific Corporation
or its affiliates. All rights reserved.

CRM-373910-AB FEB2017