

2018

Rhythm Management Product Performance Report

Q1 Edition

RESONATE™
FAMILY OF ICDs AND CRT-Ds



Emblem™ MRI S-ICD
System



ACUITY™ X4
Quadripolar LV Lead



CRM Quality Pledge

**I improve
the quality
of patient care
and all things
Boston Scientific**

Advancing Science for Life.

For over forty years, meaningful innovation at Boston Scientific Rhythm Management has helped patients live healthier, longer lives. We are committed to providing performance data which are accurate, transparent and responsive to topics of contemporary clinical interest. This Q1 2018 report includes data through January 10, 2018.

Boston Scientific provides performance data for pulse generators and leads that meets or exceeds the 2014 revision of ISO 5841-2: 2014 (E), the AdvaMed Industry Guidance for Uniform Reporting of Clinical Performance, and addresses recommendations from the Heart Rhythm Society Task Force.

This report provides the most comprehensive presentation of rhythm management product performance data available, including:

- ✓ U.S. lead and pulse generator survival probability
- ✓ Worldwide malfunction counts and patterns
- ✓ Worldwide malfunctions during an implant procedure
- ✓ Longitudinal Surveillance Registry lead survival probability
- ✓ Acute (first month) lead observations
- ✓ Chronic (after first month) lead complications
- ✓ Reasons for out of service
- ✓ Return rates

Your feedback is always welcome, and plays a vital role in our effort to continuously improve our products and services, advancing science to transform the lives of our patients.

Sincerely,

Renold J. Russie
Vice President, Quality Assurance

Medical Review Board

Ronald D. Berger, M.D., PhD

Professor of Medicine
Johns Hopkins University

Stephen R. Shorofsky, M.D., PhD

Professor of Medicine
University of Maryland, School of Medicine

Bruce S. Stambler, M.D.

Director, Cardiac Arrhythmia Research and Education
Piedmont Heart Institute, Atlanta, GA

Boston Scientific Reviewers

Renold Russie

Vice President, Quality Assurance

Olaf Hedrich, M.D.

Vice President, Medical Safety

Charles Kemper

Director, Post-Market Quality Assurance

Jack Litzau, M.S.

Principal Statistician

Statistical Methodology

What Is Device Survival Probability?

Medical journals have traditionally used patient survival probability to display information on treatment option effectiveness. In the report, **pulse generator and lead** survival probabilities convey information about long-term performance of implantable cardiac rhythm management products.

Survival probability shows the percentage of implanted devices that remain implanted and in service at various points in a product's service life, in the absence of competing risks, such as natural mortality or voluntary explants. Conceptually, a pulse generator of high reliability and large battery capacity or low current drain remains near 100% survival until eventually, normal battery depletion begins to cause significant numbers of devices to be removed, and the device survival probability drops rapidly. For example, a device survival probability of 99% indicates that within the stated implant duration, the pulse generator had a 1% risk of removal for battery depletion or for incurring a malfunction that required replacement. Survival probabilities are provided with and without normal battery depletions, depicted as "Battery Depletions and Malfunctions" and "Malfunctions Only," respectively.

Boston Scientific estimates survival probability in compliance with the 2014 revision of international standard ISO 5841-2: 2014 (E). Survival probability is calculated at a given time by separately estimating the probability of surviving each interval and multiplying the survival probabilities of all intervals through which a device has passed. To estimate the probability of surviving any interval, the number of units that successfully functioned during the interval is divided by the number of units exposed to malfunction/depletion during the interval. The number of units exposed is calculated using the actuarial method, where device suspensions in an interval are distributed uniformly across the interval. Reasons for device suspension from survival probability statistics are detailed in the report section entitled U.S. Reason for Out of Service.

Survival probabilities are statistical estimates subject to uncertainty. To quantify this uncertainty, 95% confidence intervals of survival probabilities are computed. Greenwood's formula is used to estimate the standard error of the calculated survival probabilities, and confidence intervals are constructed using a logit transformation, assuming the transformed values are normally distributed. For example, 99.36% (-0.3/+0.2) represents an interval of 99.06% to 99.56%, and these intervals are constructed such that 95% of the time they will contain the true survival probability. These confidence intervals are not symmetric due to the transformation method described previously.

Inclusion Criteria for Pulse Generator and Lead Survival Probability Datasets

Pulse generator survival probability is reported for U.S. implanted devices in product families which meet inclusion criteria described below. Lead survival probability is reported for both the U.S. Registered Implant population and for leads enrolled in the Longitude Surveillance Registry, for product families which meet inclusion criteria described below.

To be included in survival probability statistics, a device must first be successfully implanted (defined in this report as occurring upon pocket closure). Prophylactic device removals are tracked as part of the active population up until the time the device is removed from service; devices removed prophylactically which are not identified as malfunctions at the time of explant do not contribute to a reduction in survival probability. Reasons for device explant or out of service, if known, are provided in this report for each pulse generator product/product grouping.

Survival probabilities are based on devices registered as implanted in the United States. Privacy laws in many other geographies preclude manufacturers from obtaining specific patient implant and explant information, thus device survival probabilities cannot be constructed from these data. Boston Scientific believes, however, that U.S. experience is generally representative of worldwide performance. The Malfunction Details for leads and pulse generators reflect worldwide malfunctions, inclusive of U.S. data.

Criteria for inclusion of product families in this report are in compliance with the *AdvaMed Industry Guidance for Uniform Reporting of Clinical Performance of Pulse Generators and Leads*. Survival estimates are provided for product families once they have at least 10,000 cumulative U.S. implant months. The minimum interval sample size is 200 U.S. implanted units. Pulse generator product families with less than 500 total remaining estimated active U.S. devices are not included in this report. Lead product families that received original U.S. market release approval twenty or more years ago are not included in this report. Survival estimates for leads enrolled in the Longitude Surveillance Registry are provided for product families once they have at least 200 enrolled leads. The minimum interval sample size is 50 leads which have been followed for at least 6 months.

Estimated Longevity information is provided for pulse generator products in the U.S. Survival Probability - Battery Depletions and Malfunctions graphs, depicted as a blue bar on the x axis for Years Implanted. The estimated longevity values from the Instructions for Use for each product family are used to construct the blue longevity bars on their U.S. Survival Probability graph. They represent the range of estimated longevity based on a variety of programmed settings and therapy usage.

Survival probability data are presented in tabular and graphical formats online at www.bostonscientific.com/ppr. Performance data for Intermedics products may also be found on www.bostonscientific.com/ppr. Specific inclusion criteria for pulse generator and lead survival probability datasets are described here. Not all products may be approved for use in all geographies, as product approval is geography specific.

Worldwide distribution, U.S. registered implant and U.S. estimated active implant numbers have been rounded to provide population size context.

To convey implant experience for a product family, average device age and U.S. approval date are provided. The U.S. approval date listed is the earliest date Boston Scientific received approval for one or more of the models in the family. For Longitude Surveillance Registry data, the number of enrolled leads and their cumulative followup months are also provided for context.

Survival Probability – Battery Depletions and Malfunctions (Pulse Generators)

Reduction in survival probability for **pulse generators** is due to:

- Devices removed for normal battery depletion
- Device malfunctions occurring while implanted, as confirmed by returned product analysis
- Devices removed from service and reported to have exhibited premature battery depletion, but not confirmed by laboratory analysis, whether returned or not—also known as “unconfirmed reports of premature battery depletions.”

Survival Probability – Malfunctions Only (Pulse Generators)

Reduction in survival probability for **pulse generators** is due only to:

- Device malfunctions occurring while implanted, as confirmed by returned product analysis; premature battery depletions are considered device malfunctions.

In this case, normal battery depletions do not contribute to the reduction in survival probability; rather, reduction in survival probability is due only to confirmed pulse generator malfunctions. Furthermore, unconfirmed reports of premature battery depletions do not reduce “Malfunctions Only” survival probability. Put another way, this information depicts the percentage of confirmed malfunction-free devices remaining in service at various intervals in the product's service life, based on returned product analysis.

Survival Probability — Complications and Malfunctions (Leads)

The 2014 version of ISO 5841-2: 2014(E) outlines a methodology for lead survival probability inclusion. Boston Scientific has applied this methodology for survival probability to all lead families being implanted as of May 2009 and forward. Worldwide malfunctions are not included for older lead families.

Reduction in survival probability is due to:

- Leads and lead segments returned for analysis and determined to be non-compliant in form, fit, or function at any time while implanted
- Leads removed from service with reported complications 30 days or more post-implant, whether returned or not. See the Chronic Lead Complications Table in this report for the observations which are included.

Further Adjustments for Device and Lead Survival

Because underreporting of patient deaths unrelated to device function would result in overestimation of pulse generator or lead survival by overstating the number of devices in service, Boston Scientific addresses this underreporting in two ways. First, regular updates are obtained from the Social Security Administration about deceased persons and compared to Boston Scientific patient data to learn about patients who have died but whose deaths had not been reported to Boston Scientific. Second, Boston Scientific uses 10% annual patient mortality as a baseline and adjusts reported patient deaths in any interval for which reports are less than the baseline rate. No adjustment is applied to account for underreporting of malfunctions, as the rate of underreporting is unknown.

Boston Scientific does not make statistical adjustments to account for underreporting of battery depletion. However, as mentioned earlier, Boston Scientific includes non-returned devices removed from service for battery depletion with no associated complaint as normal battery depletions.

Categorization of Malfunctions for Survival Probability Reporting

Malfunctions represent pulse generators and leads removed from service and confirmed through laboratory analysis to have operated outside the specified performance limits established by Boston Scientific while implanted and in service. Device damage occurring during or after explant, or caused by external factors including those warned against in product labeling (such as ionizing therapeutic radiation), are not reported as device malfunctions in survival data. Damage to a pulse generator caused by a lead malfunction is reported as a lead malfunction. Malfunctions are further classified according to their impact on therapy, as follows:

Malfunction With Compromised Therapy —

The condition when a device is confirmed through laboratory analysis to have malfunctioned in a manner that compromised pacing or defibrillation therapy (including complete loss or partial degradation) while implanted and in service.

Examples include (but are not limited to): sudden loss of battery voltage; accelerated current drain such that low battery was not detected before loss of therapy; sudden malfunction during defibrillation therapy resulting in aborted therapy delivery; intermittent malfunction in which therapy is compromised while in the malfunction state.

Malfunction Without Compromised Therapy —

The condition when a device is confirmed through laboratory analysis to have malfunctioned in a manner that did not compromise pacing or defibrillation therapy while implanted and in service. Malfunctions in which critical patient-protective pacing and defibrillation therapies remain available are included here.

Examples include (but are not limited to): error affecting diagnostic functions, telemetry function, data storage; malfunction of a component that causes the battery to lose power quickly enough to result in premature battery depletion, but slowly enough that the condition is detected through normal follow-up before therapy is lost; mechanical problems with connector header that do not affect therapy.

Categorization of Normal Battery Depletion for Survival Probability Reporting

Per the AdvaMed *Industry Guidance for Uniform Reporting of Clinical Performance of Pulse Generators and Leads*, **Normal Battery Depletion** is defined as the condition when

- a) A device is returned with no associated complaint and the device has reached its elective replacement indicator(s) with implant time that meets or exceeds the nominal (50 percentile) predicted longevity at default (labeled) settings, or
- b) A device is returned and the device has reached its elective replacement indicator(s) with implant time exceeding 75% of the expected longevity using actual device settings and therapeutic use.

Boston Scientific includes within this count both returned *and non-returned* devices removed from service for battery depletion with no associated complaint. In conformance with the AdvaMed guidance document, Boston Scientific performs battery usage analysis, including battery status verification, on all devices returned without a complaint. We continue to include non-returned devices reported by our customers as being removed from service due to normal battery depletion within this count.

Boston Scientific CRM's Corrective and Preventive Actions (CAPA) System

Boston Scientific strives to provide implantable devices of high quality and reliability. However, these devices are not perfect and may exhibit malfunctions at a low rate of occurrence. Device performance information is received from many sources through various channels. Boston Scientific monitors information from many sources including suppliers, testing, manufacturing and field performance to identify opportunities for improvement.

When a device is returned to Boston Scientific, laboratory technicians and engineers assess overall device function and perform analysis using specific tests related to the clinical observation(s). Test results are compared to original manufacturing records and design intent. Clinical observations are added to laboratory findings to help determine root cause of the clinical observation(s). Each discrete event is then compared to other similar-appearing events. If a pattern is detected, actions are taken to identify a common root cause, and improvements intended to improve product reliability and/or performance may be implemented. Observations from supplier data and internal manufacturing operations also lead to opportunities for improvement. Improvements, when made, may include design changes in existing or subsequent generations, manufacturing and supplier process modifications, software updates, educational communications, and/or labeling changes as examples. Improvement implementation may vary by geography due to various factors including regulatory review timing. They may not be applied to every product susceptible to the malfunction pattern, and may not mitigate or eliminate the potential for additional malfunctions. In cases where an improvement is made to an approved product line, devices made without the improvement may continue to be distributed where such products meet our high reliability and performance standards, particularly when changes are incremental and in accordance with our overall philosophy of continuous product improvement.

Improvements are closely monitored for effectiveness. Boston Scientific informs regulatory bodies of each significant event that poses potential risk to patient health to meet regulatory obligations, and shares returned product investigation findings with physicians. The malfunction details section for pulse generators and leads includes a summary of these findings.

In summary, thorough investigation of internal and external data coupled with low trigger levels for improvements creates a continuous product improvement system that is very responsive to patient and physician needs. Boston Scientific is committed to characterizing and presenting to our customers an accurate picture of product performance and addressing identified issues in a timely fashion.

Malfunction Details: Overview

Boston Scientific CRM pursues product quality and reliability with a passion. We therefore continuously monitor product performance to make improvements whenever possible. Worldwide Malfunction tables provide a count and description of malfunctions associated with the majority of actively in-service Boston Scientific products. Intermedics co-branded product data are included in corresponding pacemaker and pacing lead malfunction counts and details. Information presented is based on malfunctions reported to and analyzed by Boston Scientific. Each table contains malfunction counts listed by category, pattern and therapy availability.

Category

Malfunctions are categorized by the nature of their root cause. For example, a malfunction due to the software within a pulse generator is listed in the Software category. There are four pulse generator malfunction categories and four malfunction categories for leads (described below).

Patterns

Patients and physicians have asked for more access to Quality System details; therefore, we provide information on patterns of product performance. Patterns listed are informational and do not represent actions that need to be taken. Boston Scientific is committed to direct communication when predicted product performance fails to achieve design or performance expectations or when actions may be taken to improve patient outcomes. Malfunctions associated with product advisories are denoted. Refer to the Product Advisories section for more information.

Each pattern description includes:

- **Clinical Manifestation and Root Cause** – Malfunctions for each product are characterized according to root cause. Descriptions provide clinical observations and/or analysis findings associated with each malfunction pattern listed in this report. Malfunctions listed within “Other” either do not yet have an identified root cause, or are related to a proprietary product feature, such as connectors or seal rings.
- **Improvement Implementation** – All of the patterns listed are thoroughly investigated and analyzed. As part of Boston Scientific's process of continuous improvement, when possible, improvements have been or will be implemented in response to identified malfunction patterns. Improvements may include product design changes in existing or subsequent generations, manufacturing process modifications, software updates, educational communications or labeling changes. Improvement implementation may vary by geography due to various factors, including regulatory review timing. They may not be applied to every product susceptible to the malfunction pattern, and may not completely mitigate or eliminate the potential for additional malfunctions.

Pattern information in this report is dynamic. Pattern names, superscript number assignments and descriptions may all change from quarter to quarter; as Boston Scientific's investigations progress and improvements are implemented, updated information is provided.

Therapy Availability

Malfunctions are further classified according to their impact on therapy, as follows:

- **Malfunction With Compromised Therapy** – The condition when a device is confirmed through laboratory analysis to have malfunctioned in a manner that compromised pacing or defibrillation therapy (including complete loss or partial degradation) while implanted and in service. Examples include (but are not limited to): sudden loss of battery voltage; accelerated current drain such that low battery was not detected before loss of therapy; sudden malfunction during defibrillation therapy resulting in aborted therapy delivery; intermittent malfunction in which therapy is compromised while in the malfunction state.
- **Malfunction Without Compromised Therapy** – The condition when a device is confirmed through laboratory analysis to have malfunctioned in a manner that did not compromise pacing or defibrillation therapy while implanted and in service. Malfunctions in which critical patient-protective pacing and defibrillation therapies remain available are included here. Examples include (but are not limited to): error affecting diagnostic functions, telemetry function, data storage; malfunction of a component that causes the battery to lose power quickly enough to result in premature battery depletion, but slowly enough that the condition is detected through normal follow-up before therapy is lost; mechanical problems with connector header that do not affect therapy.

Pulse Generator Malfunctions

Pulse generator malfunctions represent devices removed from service and confirmed through laboratory analysis to have operated outside the performance limits established by Boston Scientific while implanted and in service. Device damage occurring during or after explant, or caused by external factors including those warned against in product labeling (e.g. therapeutic radiation), are not considered device malfunctions. Damage to a pulse generator caused by a lead malfunction is reported as a lead malfunction.

Lead Confirmed Malfunctions

Lead confirmed malfunctions represent leads removed from service and confirmed through laboratory analysis to have operated outside the performance limits established by Boston Scientific while implanted and in service. The Boston Scientific Product Performance Report is in compliance with the 2014 version of ISO 5841-2: 2 (E), Reporting of Clinical Performance of Populations of Pulse Generators or Leads. This version categorizes leads with reported complications which are taken out of service and returned, but for which no malfunction can be confirmed, as Chronic Lead Complications. This methodology also addresses the Recommendations from the Heart Rhythm Society Task Force on Lead Performance Policies and Guidelines.

Supporting Greater Return of Explanted Devices

The Heart Rhythm Society (HRS) Task Force on Device Performance Policies and Guidelines stated that knowledge, confidence, and trust in cardiac rhythm management devices can be strengthened through enhancing systems that increase the return of devices to the manufacturer. Boston Scientific CRM shares in this belief and supports the HRS-specified actions geared toward achieving the goal of greater device return to the manufacturer, including post-mortem device interrogation, explantation and return to the manufacturer.¹

In this section of the report, Boston Scientific provides device return rate data with the goal of raising awareness and improving current device explant and return rates. Figure 1 on the following page depicts the percentage of devices reported to have been explanted and then returned to Boston Scientific for various product therapy types.

Help Us Provide You With More Complete Product Performance Data

Reporting Adverse Events

The data in this report reflect Boston Scientific's understanding of product performance. We acknowledge that there is underreporting. If you have product performance observations to report, please contact your local Boston Scientific sales representative or Boston Scientific's Technical Services department at:

United States: Phone 1.800.CARDIAC (1.800.227.3422) or 1.651.582.2698.

International: Please refer to the Country Offices List for local contact information.

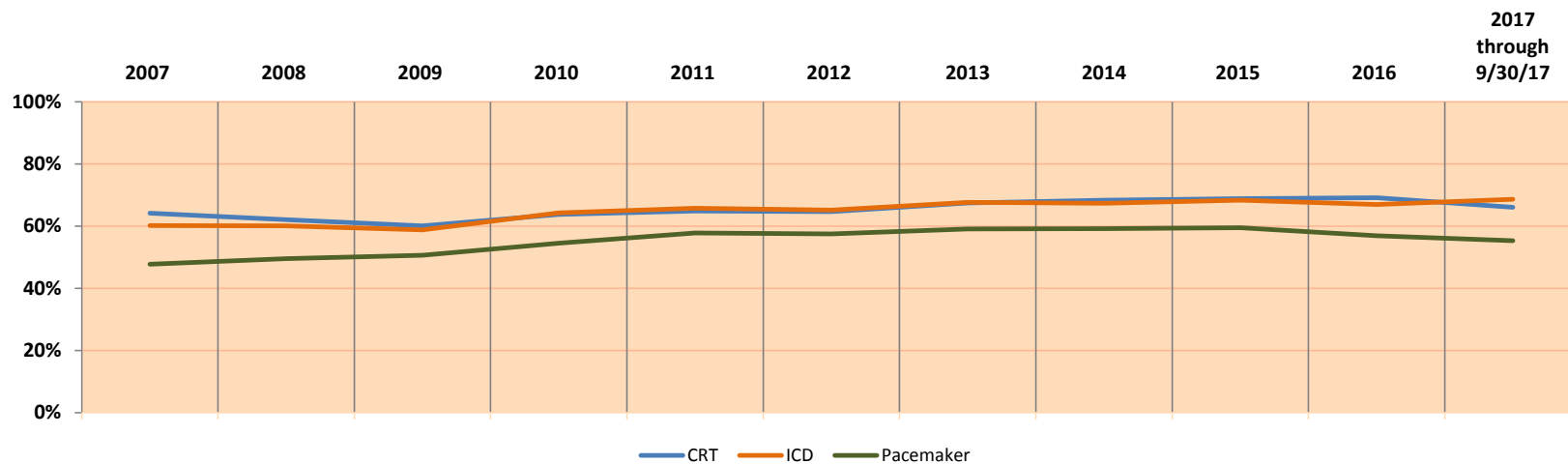
E-mail: crmevent@bsci.com

Returning Products to Boston Scientific

Boston Scientific provides a Returned Products Kit (Model 6499) that includes proper forms, shipping/packaging (biohazard bags), and a prepaid shipping label. It can be ordered at no charge through Boston Scientific's Customer Service department at 1.800.CARDIAC (1.800.227.3422) or 1.651.582.2698, or you can order a Returned Products Kit online at www.bostonscientific.com/ppr.



¹Carlson et al. Recommendations from the Heart Rhythm Society Task Force. Heart Rhythm. October 2006; 3(special issue):1251 — 1252.



	2007	2008	2009	2010	2011	2012	2013	2014	2015	2016	2017 through 9/30/17
Explants	4248	5682	9273	10494	9341	8071	8349	6940	5084	4661	3953
Returns	2726	3530	5573	6697	6064	5222	5633	4743	3504	3225	2613
% Returned	64%	62%	60%	64%	65%	65%	67%	68%	69%	69%	66%
Explants	11544	15564	19519	19961	16595	12004	11947	11303	10050	8427	5966
Returns	6954	9356	11476	12844	10922	7828	8083	7617	6873	5648	4097
% Returned	60%	60%	59%	64%	66%	65%	68%	67%	68%	67%	69%
Explants	18426	20476	21043	21168	20060	18747	18841	19364	19718	19541	14626
Returns	8798	10152	10660	11546	11608	10784	11143	11473	11734	11125	8101
% Returned	48%	50%	51%	55%	58%	58%	59%	59%	60%	57%	55%

Figure 1. Percentage of U.S. explanted devices as reported and returned to Boston Scientific CRM.


RESONATE/MOMENTUM/CHARISMA/VIGILANT CRT-D

Models G124/G125/G126/G128/G138/
 G224/G225/G228/G237/G247/
 G248/G324/G325/G347/G348/
 G424/G425/G426/G428/G437/
 G447/G448/G524/G525/G526/
 G528/G537/G547/G548

U.S. Survival Probability	Worldwide Malfunction Details	Product Advisories
---------------------------	-------------------------------	--------------------

RESONATE/MOMENTUM/CHARISMA/VIGILANT CRT-D

Models G124/G125/G126/G128/G138/
 G224/G225/G228/G237/G247/
 G248/G324/G325/G347/G348/
 G424/G425/G426/G428/G437/
 G447/G448/G524/G525/G526/
 G528/G537/G547/G548



Worldwide Distribution: 4,000
Worldwide Confirmed Malfunctions: 0

	Without Compromised Therapy	With Compromised Therapy	Total
Electrical	-	-	0
Mechanical	-	-	0
Software	-	-	0
Other	-	-	0
Non-patterned	-	-	
WW Confirmed Malfunctions	0	0	0


[More details](#) about malfunctions

[References](#) cited in table above

AUTOGEN CRT-D

Models G160/G161/G164/G166/G168/
G172/G173/G175/G177/G179

U.S. Survival Probability	Worldwide Malfunction Details	Product Advisories
---------------------------	-------------------------------	--------------------

AUTOGEN CRT-D Models G160/G161/G164/G166/G168/ G172/G173/G175/G177/G179 			
Worldwide Distribution: 21,000			
Worldwide Confirmed Malfunctions: 13			
	Without Compromised Therapy	With Compromised Therapy	Total
Electrical	7	1	8
⁶² High voltage circuit component	4	-	
⁶³ Integrated circuit	3	1	
Mechanical	-	-	0
Software	1	-	1
¹ Safety Core-unintended biventricular pacing (Advisory issued)	1	-	
Other	3	1	4
Non-patterned	3	1	
WW Confirmed Malfunctions	11	2	13

[More details](#) about malfunctions

[References](#) cited in table above

CRM PRODUCT PERFORMANCE REPORT Q1 2018

DYNAGEN/INOGEN/ORIGEN CRT-D

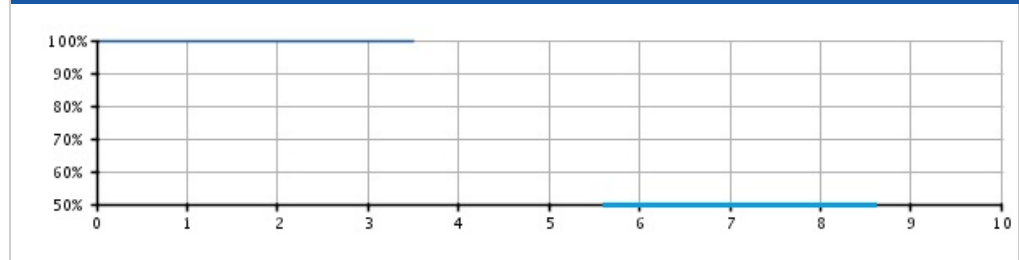
Models G050/G051/G056/G058/G140/
G141/G146/G148/G150/G151/
G154/G156/G158

U.S. Survival Probability	Worldwide Malfunction Details	Product Advisories
---------------------------	-------------------------------	--------------------

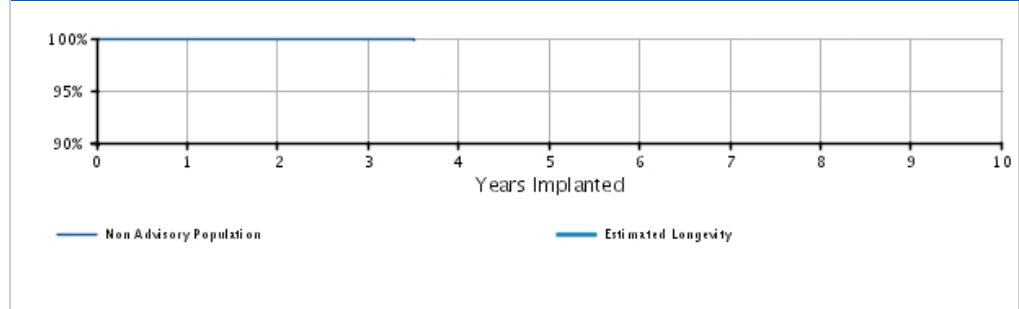
U.S. Summary

U.S. Registered Implants: 46,000	U.S. Normal Battery Depletions: 4
U.S. Approval Date: April 2014	U.S. Unconfirmed Reports of Premature Battery Depletion : 4
U.S. Estimated Active Implants: 43,000	U.S. Malfunctions:18
	Without Compromised Therapy:15
	With Compromised Therapy:3

Battery Depletions and Malfunctions



Malfunctions Only



U.S. Survival Probability


	Year	1	2	3	4	5	6	7	8	9	10
Non Advisory Population	Depletions and Malfunctions(%) (Confidence Interval)	99.95 (-0.0/+0.0)	99.93 (-0.0/+0.0)	99.83 (-0.2/+0.1)	99.83 @ 42 mo. (-0.2/+0.1)	-	-	-	-	-	-
Registered Implants: 46000	Malfunctions Only(%) (Confidence Interval)	99.97 (-0.0/+0.0)	99.95 (-0.0/+0.0)	99.93 (-0.1/+0.0)	99.93 @ 42 mo. (-0.1/+0.0)	-	-	-	-	-	-
	Effective Sample Size	27158	11879	2119	257	-	-	-	-	-	-

DYNAGEN/INOGEN/ORIGEN CRT-D

Models G050/G051/G056/G058/G140/
G141/G146/G148/G150/G151/
G154/G156/G158

U.S. Survival Probability	Worldwide Malfunction Details	Product Advisories
---------------------------	-------------------------------	--------------------

DYNAGEN/INOGEN/ORIGEN CRT-D
**Models G050/G051/G056/G058/G140/
 G141/G146/G148/G150/G151/
 G154/G156/G158**



Worldwide Distribution: 69,000
Worldwide Confirmed Malfunctions: 31

	Without Compromised Therapy	With Compromised Therapy	Total
Electrical	17	3	20
⁶² High voltage circuit component	8	-	
⁶³ Integrated circuit	9	2	
⁶⁴ High voltage capacitor	-	1	
Mechanical	-	-	0
Software	7	1	8
¹ Safety Core-unintended biventricular pacing (Advisory issued)	1	-	
⁵¹ Memory errors	6	1	
Other	1	2	3
Non-patterned	1	2	
WW Confirmed Malfunctions	25	6	31

[More details](#) about malfunctions

[References](#) cited in table above

INCEPTA/ENERGEN/PUNCTUA CRT-D

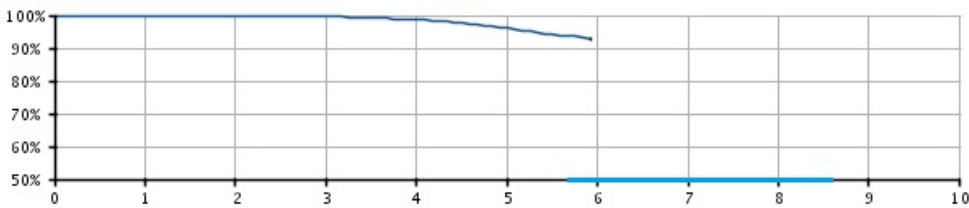
Models N050/N051/N052/N053/N140/
 N141/N142/N143/N160/N161/
 N162/N163/N164/N165/P052/
 P053/P142/P143/P162/P163/
 P165

U.S. Survival Probability	Worldwide Malfunction Details	Product Advisories
----------------------------------	--------------------------------------	---------------------------

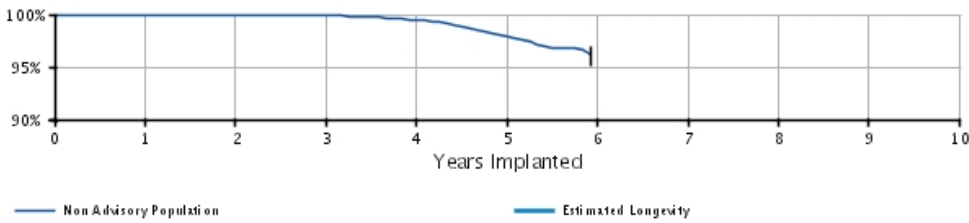
U.S. Summary

U.S. Registered Implants: 52,000	U.S. Normal Battery Depletions: 367
U.S. Approval Date: November 2011	U.S. Unconfirmed Reports of Premature Battery Depletion : 55
U.S. Estimated Active Implants: 39,000	U.S. Malfunctions:395
	Without Compromised Therapy:381
	With Compromised Therapy:14

Battery Depletions and Malfunctions



Malfunctions Only



U.S. Survival Probability


	Year	1	2	3	4	5	6	7	8	9	10
Non Advisory Population	Depletions and Malfunctions(%) (Confidence Interval)	99.94 (-0.0/+0.0)	99.88 (-0.0/+0.0)	99.64 (-0.1/+0.1)	98.67 (-0.1/+0.1)	96.03 (-0.3/+0.3)	92.85 @ 71 mo. (-1.2/+1.0)	-	-	-	-
	Registered Implants: 52000										
	Malfunctions Only(%) (Confidence Interval)	99.97 (-0.0/+0.0)	99.96 (-0.0/+0.0)	99.89 (-0.0/+0.0)	99.43 (-0.1/+0.1)	97.93 (-0.3/+0.2)	96.18 @ 71 mo. (-1.1/+0.8)	-	-	-	-
	Effective Sample Size	46509	40633	32698	19649	7486	236	-	-	-	-

INCEPTA/ENERGEN/PUNCTUA CRT-D

Models N050/N051/N052/N053/N140/
 N141/N142/N143/N160/N161/
 N162/N163/N164/N165/P052/
 P053/P142/P143/P162/P163/
 P165

U.S. Survival Probability	Worldwide Malfunction Details	Product Advisories
---------------------------	-------------------------------	--------------------

INCEPTA/ENERGEN/PUNCTUA CRT-D
 Models N050/N051/N052/N053/N140/
 N141/N142/N143/N160/N161/
 N162/N163/N164/N165/P052/
 P053/P142/P143/P162/P163/
 P165



Worldwide Distribution: 81,000
Worldwide Confirmed Malfunctions: 624

	Without Compromised Therapy	With Compromised Therapy	Total
Electrical	584	11	595
⁴² Safety Core-electrocautery	5	1	
⁴³ High-voltage capacitor	-	3	
⁴⁷ Low-voltage capacitors	1	-	
⁵⁰ Integrated circuit	1	6	
⁵³ Battery	3	-	
⁵⁴ Low-voltage capacitor	574	1	
Mechanical	-	6	6
³⁸ Transformer	-	6	
Software	9	-	9
⁵¹ Memory errors	9	-	
Other	10	4	14
Non-patterned	10	4	
WW Confirmed Malfunctions	603	21	624

[More details](#) about malfunctions

[References](#) cited in table above

CRM PRODUCT PERFORMANCE REPORT Q1 2018

COGNIS

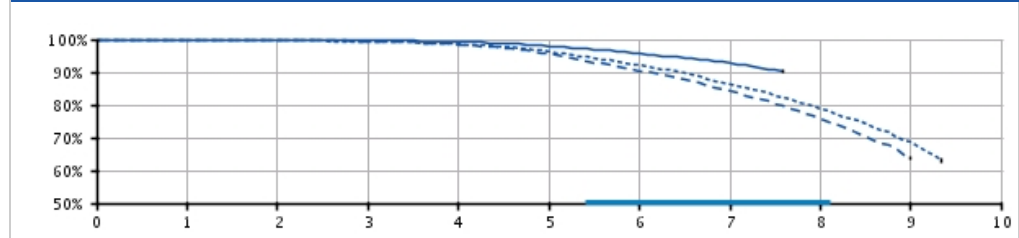
Models N106/N107/N108/N118/N119/
N120/P106/P107/P108

U.S. Survival Probability	Worldwide Malfunction Details	Product Advisories
---------------------------	-------------------------------	--------------------

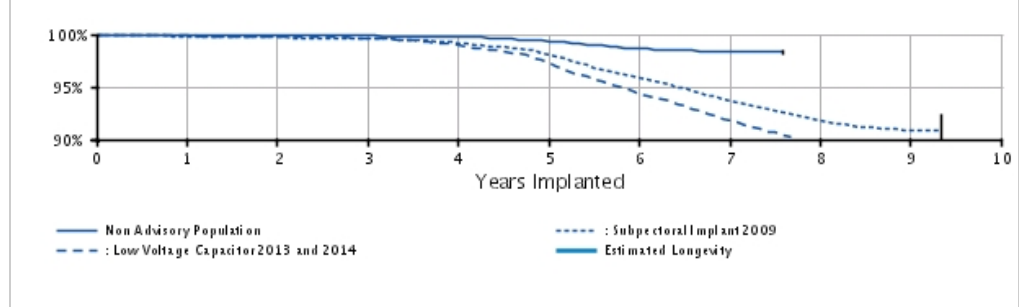
U.S. Summary

U.S. Registered Implants: 75,000	U.S. Normal Battery Depletions: 3,721
U.S. Approval Date: May 2008	U.S. Unconfirmed Reports of Premature Battery Depletion : 143
U.S. Estimated Active Implants: 34,000	U.S. Malfunctions:1801
	Without Compromised Therapy:1623
	With Compromised Therapy:178

Battery Depletions and Malfunctions



Malfunctions Only



U.S. Survival Probability

	Year	1	2	3	4	5	6	7	8	9	10
Non Advisory Population Registered Implants: 36000	Depletions and Malfunctions(%) (Confidence Interval)	99.93 (-0.0/+0.0)	99.84 (-0.1/+0.0)	99.66 (-0.1/+0.1)	99.20 (-0.1/+0.1)	97.95 (-0.2/+0.2)	95.73 (-0.3/+0.3)	92.81 (-0.5/+0.4)	90.31 @ 91 mo. (-0.9/+0.9)	-	-
	Malfunctions Only(%) (Confidence Interval)	99.94 (-0.0/+0.0)	99.89 (-0.0/+0.0)	99.86 (-0.0/+0.0)	99.77 (-0.1/+0.1)	99.34 (-0.1/+0.1)	98.65 (-0.2/+0.2)	98.33 (-0.2/+0.2)	98.30 @ 91 mo. (-0.2/+0.2)	-	-
	Effective Sample Size	31502	28110	25049	22235	19409	15134	4700	388	-	-
Subpectoral Implant 2009* Registered Implants: 32,000	Depletions and Malfunctions(%) (Confidence Interval)	99.77 (-0.1/+0.0)	99.63 (-0.1/+0.0)	99.37 (-0.1/+0.0)	98.55 (-0.1/+0.0)	96.36 (-0.1/+0.0)	92.07 (-0.1/+0.1)	86.41 (-0.1/+0.1)	78.83 (-0.4/+0.5)	68.53 (-1.6/+1.5)	63.11 @ 112 mo. (-1.6/+1.5)
	Malfunctions Only(%) (Confidence Interval)	99.80 (-0.0/+0.1)	99.70 (-0.0/+0.1)	99.61 (-0.1/+0.1)	99.17 (-0.1/+0.1)	98.10 (-0.1/+0.1)	95.82 (-0.2/+0.3)	93.69 (-0.3/+0.3)	91.86 (-0.4/+0.5)	90.89 (-0.4/+0.5)	90.89 @ 112 mo. (-1.6/+1.5)
	Effective Sample Size	27491	24359	21664	19172	16709	14178	11822	9127	1803	345
Low Voltage Capacitor 2013 and 2014* Registered Implants: 34,000	Depletions and Malfunctions(%) (Confidence Interval)	99.82 (-0.1/+0.1)	99.70 (-0.1/+0.1)	99.46 (-0.1/+0.1)	98.41 (-0.1/+0.1)	95.54 (-0.1/+0.1)	90.49 (-0.1/+0.1)	84.15 (-0.3/+0.1)	75.85 (-0.3/+0.2)	63.72 (-1.4/+1.0)	-
	Effective Sample Size	31502	28110	25049	22235	19409	15134	4700	388	-	-


Registered Implants: 26,000	Malfunctions Only (%)	99.85	99.77	99.65	98.96	97.31	94.35	91.82	89.43	87.13	-
	(Confidence Interval)	(-0.1/+0.1)	(-0.1/+0.1)	(-0.1/+0.1)	(-0.1/+0.1)	(-0.1/+0.1)	(-0.1/+0.1)	(-0.3/+0.1)	(-0.4/+0.2)	(-1.4/+1.0)	
	Effective Sample Size	22614	20018	17822	15743	13645	11465	9451	4777	214	-

*Devices subject to an advisory. Refer to the Advisories for more details. Devices may be part of more than one advisory.

COGNIS

Models N106/N107/N108/N118/N119/
N120/P106/P107/P108

U.S. Survival Probability	Worldwide Malfunction Details	Product Advisories
---------------------------	-------------------------------	--------------------

COGNIS Models N106/N107/N108/N118/N119/ N120/P106/P107/P108 			
Worldwide Distribution: 109,000			
Worldwide Confirmed Malfunctions: 2413			
	Without Compromised Therapy	With Compromised Therapy	Total
Electrical	2077	139	2216
³ Low Voltage Capacitor 2014 (Advisory issued)	1479	75	
⁴² Safety Core-electrocautery	48	21	
⁴³ High-voltage capacitor	1	6	
⁴⁷ Low-voltage capacitors	7	-	
⁵⁰ Integrated circuit	8	20	
⁵² High voltage circuit	-	1	
⁵³ Battery	45	6	
⁵⁴ Low-voltage capacitor	489	10	
Mechanical	44	93	137
⁶ Subpectoral implant 2009 (Advisory issued)	20	50	
³⁸ Transformer	-	9	
⁴¹ Difficulty securing lead	9	9	
⁴⁵ Header contacts	9	8	
⁶⁷ Header	6	17	
Software	16	1	17
⁴⁶ Safety Core-programming	1	-	
⁴⁸ Alert messages not displayed post-EOL	2	-	
⁵¹ Memory errors	13	1	
Other	34	9	43
Non-patterned	34	9	
WW Confirmed Malfunctions	2171	242	2413

[More details](#) about malfunctions

[References](#) cited in table above

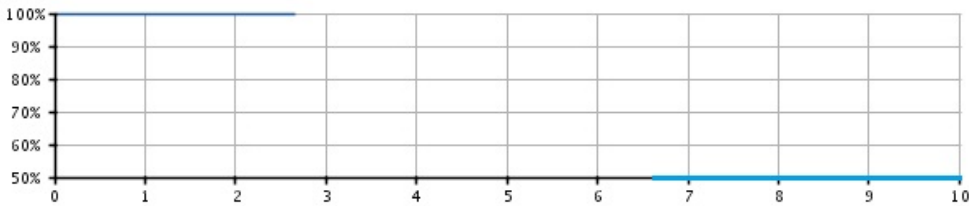
VISIONIST/VALITUDE

Models U125/U128/U225/U226/U228

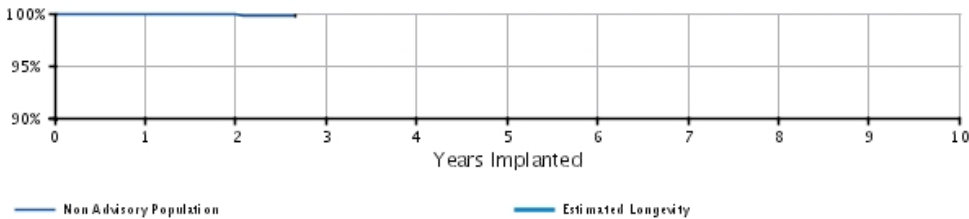
U.S. Survival Probability	Worldwide Malfunction Details	Product Advisories
---------------------------	-------------------------------	--------------------

U.S. Summary	
U.S. Registered Implants: 16,000 U.S. Approval Date: October 2014 U.S. Estimated Active Implants: 14,000	U.S. Normal Battery Depletions: 1 U.S. Unconfirmed Reports of Premature Battery Depletion : 0 U.S. Malfunctions:10 Without Compromised Therapy:9 With Compromised Therapy:1

Battery Depletions and Malfunctions



Malfunctions Only




U.S. Survival Probability

		Year	1	2	3	4	5	6	7	8	9	10
Non Advisory Population	Depletions and Malfunctions(%) (Confidence Interval)	99.95 (-0.1/+0.0)	99.87 (-0.1/+0.1)	99.81 @ 32 mo. (-0.2/+0.1)	-	-	-	-	-	-	-	-
	Registered Implants: 16000	99.96 (-0.1/+0.0)	99.88 (-0.1/+0.1)	99.82 @ 32 mo. (-0.2/+0.1)	-	-	-	-	-	-	-	-
Effective Sample Size		7740	2098	289	-	-	-	-	-	-	-	-

VISIONIST/VALITUDE

Models U125/U128/U225/U226/U228

U.S. Survival Probability	Worldwide Malfunction Details	Product Advisories
---------------------------	-------------------------------	--------------------

VISIONIST/VALITUDE Models U125/U128/U225/U226/U228 			
Worldwide Distribution: 32,000			
Worldwide Confirmed Malfunctions: 12			
	Without Compromised Therapy	With Compromised Therapy	Total
Electrical	8	1	9
⁴⁷ Low-voltage capacitors	1	-	
⁶³ Integrated circuit	5	1	
⁶⁵ Capacitor	2	-	
Mechanical	-	-	0
Software	1	-	1
⁵¹ Memory errors	1	-	
Other	2	-	2
Non-patterned	2	-	
WW Confirmed Malfunctions	11	1	12

[More details](#) about malfunctions

[References](#) cited in table above

CRM PRODUCT PERFORMANCE REPORT Q1 2018

INVIVE

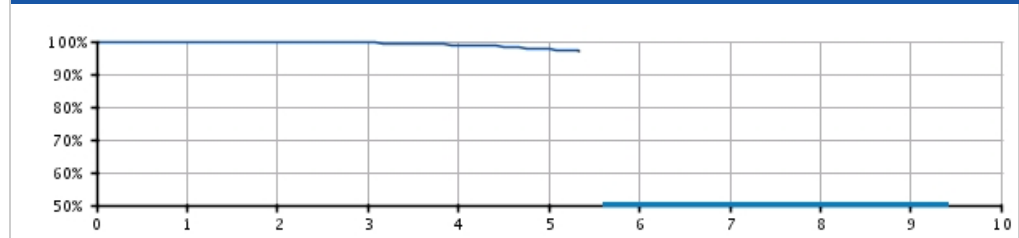
Models V172/V173/V182/V183/W172/
W173

U.S. Survival Probability	Worldwide Malfunction Details	Product Advisories
---------------------------	-------------------------------	--------------------

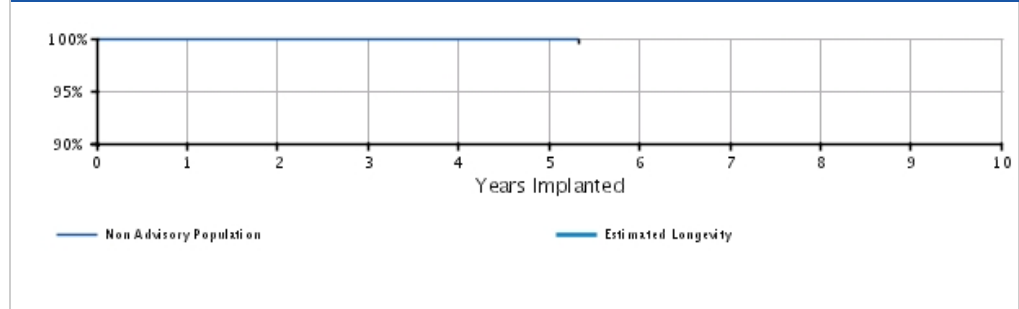
U.S. Summary

U.S. Registered Implants: 8,000	U.S. Normal Battery Depletions: 66
U.S. Approval Date: May 2012	U.S. Unconfirmed Reports of Premature Battery Depletion : 0
U.S. Estimated Active Implants: 6,000	U.S. Malfunctions:2
	Without Compromised Therapy:2
	With Compromised Therapy:0

Battery Depletions and Malfunctions



Malfunctions Only




U.S. Survival Probability

	Year	1	2	3	4	5	6	7	8	9	10
Non Advisory Population	Depletions and Malfunctions(%) (Confidence Interval)	99.97 (-0.1/+0.0)	99.86 (-0.1/+0.1)	99.53 (-0.2/+0.2)	99.00 (-0.4/+0.3)	97.55 (-0.9/+0.6)	97.10 @ 64 mo. (-1.1/+0.8)	-	-	-	-
	Registered Implants: 8000										
	Malfunctions Only(%) (Confidence Interval)	100.00 (-0.0/+0.0)	99.98 (-0.1/+0.0)	99.98 (-0.1/+0.0)	99.98 (-0.1/+0.0)	99.89 (-0.5/+0.1)	99.89 @ 64 mo. (-0.5/+0.1)	-	-	-	-
	Effective Sample Size	6750	5876	4613	2615	652	266	-	-	-	-

INVIVE

Models V172/V173/V182/V183/W172/
W173

U.S. Survival Probability	Worldwide Malfunction Details	Product Advisories
---------------------------	-------------------------------	--------------------

INVIVE
Models V172/V173/V182/V183/W172/
W173 

Worldwide Distribution: 18,000
Worldwide Confirmed Malfunctions: 4

	Without Compromised Therapy	With Compromised Therapy	Total
Electrical	-	1	1
⁴⁷ Low-voltage capacitors	-	1	
Mechanical	-	-	0
Software	3	-	3
⁵¹ Memory errors	3	-	
Other	-	-	0
Non-patterned	-	-	
WW Confirmed Malfunctions	3	1	4

[More details](#) about malfunctions

[References](#) cited in table above

INTUA

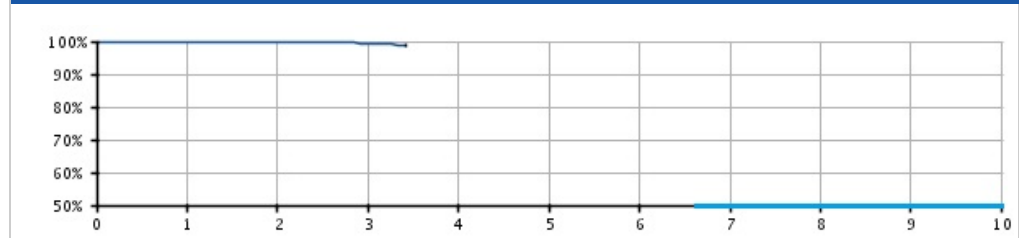
Models V272/V273/V282/V283/W272/
W273

U.S. Survival Probability	Worldwide Malfunction Details	Product Advisories
---------------------------	-------------------------------	--------------------

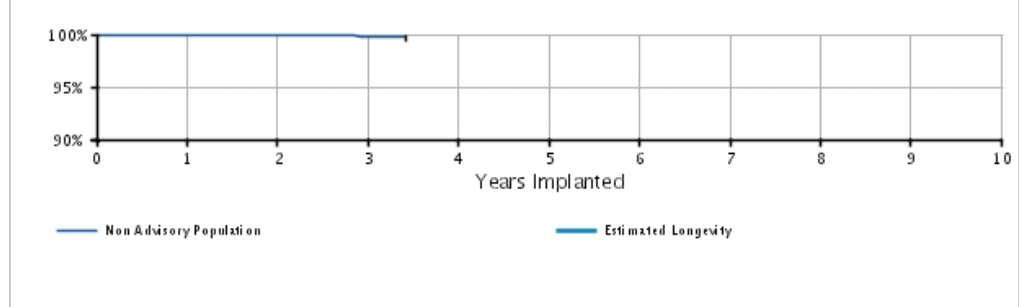
U.S. Summary

U.S. Registered Implants: 3,000	U.S. Normal Battery Depletions: 10
U.S. Approval Date: May 2012	U.S. Unconfirmed Reports of Premature Battery Depletion : 0
U.S. Estimated Active Implants: 2,000	U.S. Malfunctions:2
	Without Compromised Therapy:1
	With Compromised Therapy:1

Battery Depletions and Malfunctions



Malfunctions Only




U.S. Survival Probability

	Year	1	2	3	4	5	6	7	8	9	10
Non Advisory Population	Depletions and Malfunctions(%)	99.83	99.67	99.40	98.76	-	-	-	-	-	-
	(Confidence Interval)	(-0.3/+0.1)	(-0.4/+0.2)	(-0.6/+0.3)	@ 41 mo. (-1.5/+0.7)						
Registered Implants: 3000	Malfunctions Only(%)	99.96	99.96	99.83	99.83	-	-	-	-	-	-
	(Confidence Interval)	(-0.3/+0.0)	(-0.3/+0.0)	(-0.6/+0.1)	@ 41 mo. (-1.6/+0.1)						
	Effective Sample Size	2232	1768	696	231	-	-	-	-	-	-

INTUA

Models V272/V273/V282/V283/W272/
W273

U.S. Survival Probability	Worldwide Malfunction Details	Product Advisories
---------------------------	-------------------------------	--------------------

INTUA Models V272/V273/V282/V283/W272/ W273 			
Worldwide Distribution: 3,000			
Worldwide Confirmed Malfunctions: 2			
	Without Compromised Therapy	With Compromised Therapy	Total
Electrical	-	-	0
Mechanical	-	-	0
Software	-	-	0
Other	1	1	2
Non-patterned	1	1	
WW Confirmed Malfunctions	1	1	2


[More details](#) about malfunctions

[References](#) cited in table above

CONTAK RENEWAL TR 2

Models H140/H145

U.S. Survival Probability	Worldwide Malfunction Details	Product Advisories
---------------------------	-------------------------------	--------------------

CONTAK RENEWAL TR 2 Models H140/H145 			
Worldwide Distribution: 31,000			
Worldwide Confirmed Malfunctions: 32			
	Without Compromised Therapy	With Compromised Therapy	Total
Electrical	1	-	1
¹⁵ Capacitor	1	-	
Mechanical	4	-	4
¹⁹ Seal plug	1	-	
²⁵ Setscrew block	2	-	
³³ Seal plug	1	-	
Software	15	-	15
²³ Memory error	1	-	
²⁸ Stored EGMs	14	-	
Other	11	1	12
Non-patterned	10	1	
³¹ Alert messages	1	-	
WW Confirmed Malfunctions	31	1	32

[More details](#) about malfunctions

[References](#) cited in table above

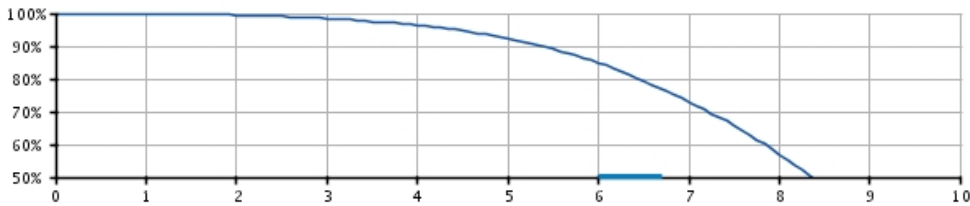
CONTAK RENEWAL TR

Models H120/H125

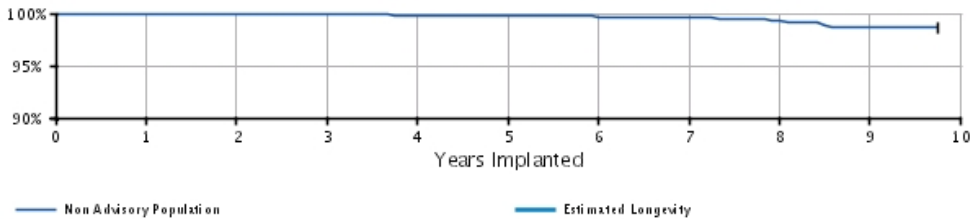
U.S. Survival Probability	Worldwide Malfunction Details	Product Advisories
---------------------------	-------------------------------	--------------------

U.S. Summary	
U.S. Registered Implants: 19,000	U.S. Normal Battery Depletions: 3,355
U.S. Approval Date: January 2004	U.S. Unconfirmed Reports of Premature Battery Depletion : 16
U.S. Estimated Active Implants: 5,000	U.S. Malfunctions:57
	Without Compromised Therapy:55
	With Compromised Therapy:2

Battery Depletions and Malfunctions



Malfunctions Only



U.S. Survival Probability											
	Year	1	2	3	4	5	6	7	8	9	10
Non Advisory Population	Depletions and Malfunctions(%)	99.90	99.47	98.47	96.34	92.35	85.00	72.98	56.74	39.38	28.35
	(Confidence Interval)	(-0.1/+0.0)	(-0.1/+0.1)	(-0.2/+0.2)	(-0.4/+0.3)	(-0.5/+0.5)	(-0.7/+0.7)	(-1.0/+1.0)	(-1.4/+1.4)	(-1.8/+1.8)	@ 117 mo. (-2.1/+2.2)
Registered Implants: 19000	Malfunctions Only(%)	99.97	99.94	99.88	99.84	99.77	99.68	99.58	99.28	98.69	98.69
	(Confidence Interval)	(-0.0/+0.0)	(-0.1/+0.0)	(-0.1/+0.0)	(-0.1/+0.1)	(-0.1/+0.1)	(-0.1/+0.1)	(-0.2/+0.1)	(-0.3/+0.2)	(-0.6/+0.4)	@ 117 mo. (-0.6/+0.4)
	Effective Sample Size	15562	13549	11805	10225	8635	6360	3716	1743	621	219
23-Jun-06 and 24-Aug-06 Low Voltage Capacitor*	Survival probability data not provided because this population does not meet report inclusion criteria (see Statistical Methodology for more details). Refer to Product Advisories for more information.										

*Devices subject to an advisory. Refer to the Advisories for more details. Devices may be part of more than one advisory.

CONTAK RENEWAL TR

Models H120/H125

U.S. Survival Probability	Worldwide Malfunction Details	Product Advisories
---------------------------	-------------------------------	--------------------

CONTAK RENEWAL TR Models H120/H125			
Worldwide Distribution: 19,000			
Worldwide Confirmed Malfunctions: 57			
	Without Compromised Therapy	With Compromised Therapy	Total
Electrical	1	1	2
⁸ Low-voltage capacitor (Advisory issued)	1	-	
¹⁵ Capacitor	-	1	
Mechanical	5	-	5
¹⁹ Seal plug	5	-	
Software	30	-	30
²⁸ Stored EGMs	30	-	
Other	19	1	20
Non-patterned	12	1	
³¹ Alert messages	6	-	
⁴⁴ Magnet rate	1	-	
WW Confirmed Malfunctions	55	2	57

[More details](#) about malfunctions

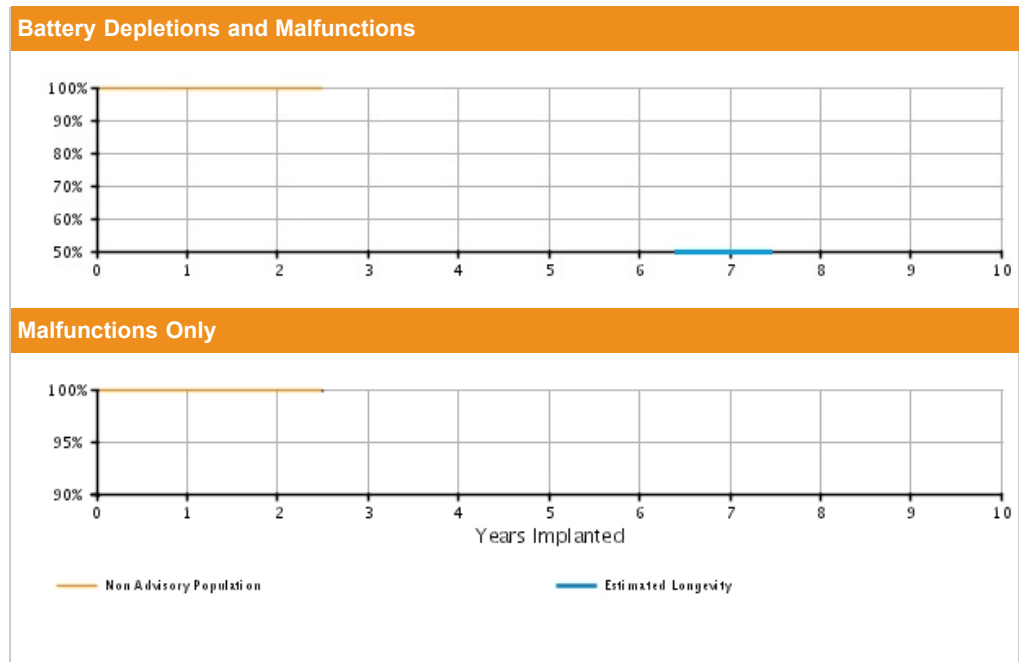
[References](#) cited in table above

EMBLEM S-ICD

Models A209/A219

U.S. Survival Probability	Worldwide Malfunction Details	Product Advisories
---------------------------	-------------------------------	--------------------

U.S. Summary	
U.S. Registered Implants: 16,000	U.S. Normal Battery Depletions: 2
U.S. Approval Date: March 2015	U.S. Unconfirmed Reports of Premature Battery Depletion : 2
U.S. Estimated Active Implants: 15,000	U.S. Malfunctions:7
	Without Compromised Therapy:3
	With Compromised Therapy:4




U.S. Survival Probability		Year	1	2	3	4	5	6	7	8	9	10
Non Advisory Population	Depletions and Malfunctions(%) (Confidence Interval)	99.94 (-0.1/+0.0)	99.87 (-0.1/+0.1)	99.87 @ 30 mo. (-0.1/+0.1)	-	-	-	-	-	-	-	-
	Malfunctions Only(%) (Confidence Interval)	99.97 (-0.0/+0.0)	99.92 (-0.1/+0.0)	99.92 @ 30 mo. (-0.1/+0.0)	-	-	-	-	-	-	-	-
Registered Implants: 16000	Effective Sample Size	8471	2493	263	-	-	-	-	-	-	-	-

EMBLEM S-ICD

Models A209/A219

U.S. Survival Probability	Worldwide Malfunction Details	Product Advisories
---------------------------	-------------------------------	--------------------

EMBLEM S-ICD
Models A209/A219



Worldwide Distribution: 32,000
Worldwide Confirmed Malfunctions: 15

	Without Compromised Therapy	With Compromised Therapy	Total
Electrical	-	-	0
Mechanical	-	-	0
Software	-	1	1
² Memory corruption	-	1	
Other	7	7	14
Non-patterned	6	3	
⁵⁶ Telemetry	1	4	
WW Confirmed Malfunctions	7	8	15

[More details](#) about malfunctions

[References](#) cited in table above

AUTOGEN ICD EL DR

Models D162/D163/D176/D177

U.S. Survival Probability	Worldwide Malfunction Details	Product Advisories
---------------------------	-------------------------------	--------------------

AUTOGEN ICD EL DR
Models D162/D163/D176/D177

Worldwide Distribution: 13,000
Worldwide Confirmed Malfunctions: 5

	Without Compromised Therapy	With Compromised Therapy	Total
Electrical	2	1	3
⁶² High voltage circuit component	1	-	
⁶³ Integrated circuit	-	1	
⁶⁴ High voltage capacitor	1	-	
Mechanical	-	-	0
Software	-	-	0
Other	1	1	2
Non-patterned	1	1	
WW Confirmed Malfunctions	3	2	5

[More details](#) about malfunctions


[References](#) cited in table above

AUTOGEN ICD EL VR

Models D160/D161/D174/D175

U.S. Survival Probability	Worldwide Malfunction Details	Product Advisories
---------------------------	-------------------------------	--------------------

AUTOGEN ICD EL VR
Models D160/D161/D174/D175



Worldwide Distribution: 13,000
Worldwide Confirmed Malfunctions: 2

	Without Compromised Therapy	With Compromised Therapy	Total
Electrical	-	-	0
Mechanical	-	-	0
Software	1	1	2
⁵¹ Memory errors	1	1	
Other	-	-	0
Non-patterned	-	-	
WW Confirmed Malfunctions	1	1	2

[More details](#) about malfunctions

[References](#) cited in table above

CRM PRODUCT PERFORMANCE REPORT Q1 2018

DYNAGEN/INOGEN/ORIGEN ICD EL DR

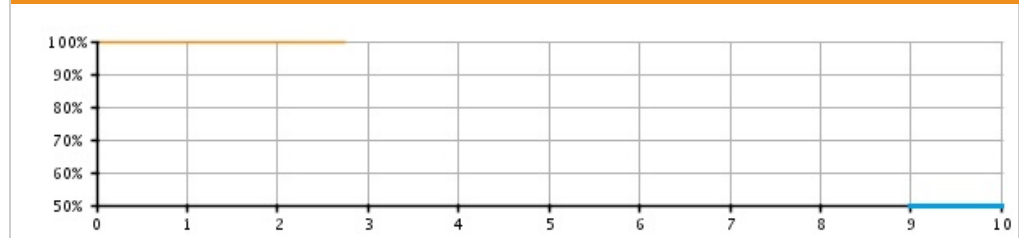
Models D052/D053/D142/D143/D152/
D153

U.S. Survival Probability	Worldwide Malfunction Details	Product Advisories
---------------------------	-------------------------------	--------------------

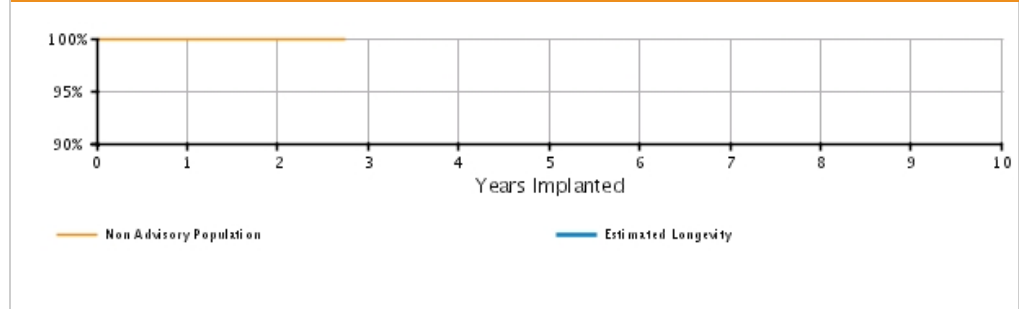
U.S. Summary

U.S. Registered Implants: 25,000	U.S. Normal Battery Depletions: 4
U.S. Approval Date: April 2014	U.S. Unconfirmed Reports of Premature Battery Depletion : 2
U.S. Estimated Active Implants: 23,000	U.S. Malfunctions:4
	Without Compromised Therapy:3
	With Compromised Therapy:1

Battery Depletions and Malfunctions



Malfunctions Only



U.S. Survival Probability

	Year	1	2	3	4	5	6	7	8	9	10
Non Advisory Population	Depletions and Malfunctions(%) (Confidence Interval)	99.95 (-0.0/+0.0)	99.93 (-0.1/+0.0)	99.93 @ 33 mo. (-0.1/+0.0)	-	-	-	-	-	-	-
Registered Implants: 25000	Malfunctions Only(%) (Confidence Interval)	99.98 (-0.0/+0.0)	99.98 (-0.0/+0.0)	99.98 @ 33 mo. (-0.0/+0.0)	-	-	-	-	-	-	-
	Effective Sample Size	12945	4535	276	-	-	-	-	-	-	-

DYNAGEN/INOGEN/ORIGEN ICD EL DR

Models D052/D053/D142/D143/D152/
D153

U.S. Survival Probability	Worldwide Malfunction Details	Product Advisories
---------------------------	-------------------------------	--------------------

DYNAGEN/INOGEN/ORIGEN ICD EL DR
Models D052/D053/D142/D143/D152/
D153 

Worldwide Distribution: 35,000

Worldwide Confirmed Malfunctions: 7

	Without Compromised Therapy	With Compromised Therapy	Total
Electrical	4	1	5
⁴⁷ Low-voltage capacitors	1	-	
⁶² High voltage circuit component	3	-	
⁶³ Integrated circuit	-	1	
Mechanical	-	-	0
Software	1	-	1
⁵¹ Memory errors	1	-	
Other	1	-	1
Non-patterned	1	-	
WW Confirmed Malfunctions	6	1	7

[More details](#) about malfunctions

[References](#) cited in table above

CRM PRODUCT PERFORMANCE REPORT Q1 2018

DYNAGEN/INOGEN/ORIGEN ICD EL VR

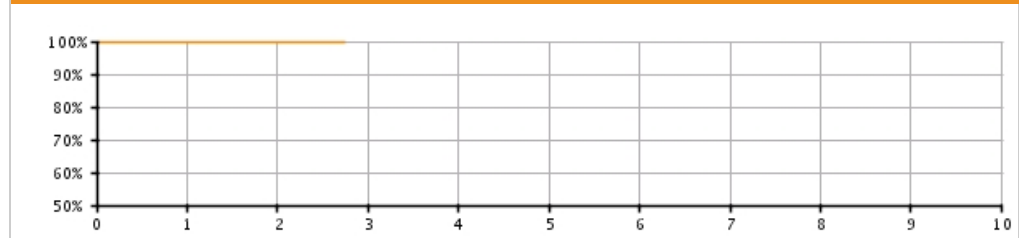
Models D050/D051/D140/D141/D150/
D151

U.S. Survival Probability	Worldwide Malfunction Details	Product Advisories
---------------------------	-------------------------------	--------------------

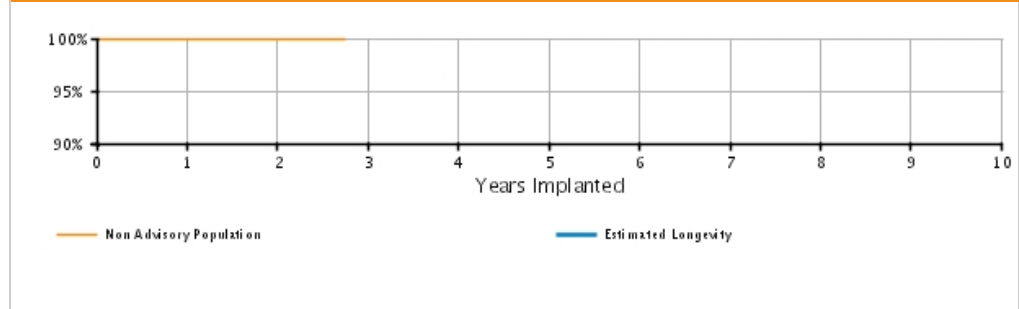
U.S. Summary

U.S. Registered Implants: 22,000	U.S. Normal Battery Depletions: 1
U.S. Approval Date: April 2014	U.S. Unconfirmed Reports of Premature Battery Depletion : 2
U.S. Estimated Active Implants: 21,000	U.S. Malfunctions:4
	Without Compromised Therapy:4
	With Compromised Therapy:0

Battery Depletions and Malfunctions



Malfunctions Only



U.S. Survival Probability

	Year	1	2	3	4	5	6	7	8	9	10
Non Advisory Population	Depletions and Malfunctions(%) (Confidence Interval)	99.98 (-0.0/+0.0)	99.96 (-0.1/+0.0)	99.93 @ 33 mo. (-0.1/+0.0)	-	-	-	-	-	-	-
Registered Implants: 22000	Malfunctions Only(%) (Confidence Interval)	99.99 (-0.0/+0.0)	99.97 (-0.1/+0.0)	99.97 @ 33 mo. (-0.1/+0.0)	-	-	-	-	-	-	-
	Effective Sample Size	12271	4525	266	-	-	-	-	-	-	-

DYNAGEN/INOGEN/ORIGEN ICD EL VR

Models D050/D051/D140/D141/D150/
D151

U.S. Survival Probability	Worldwide Malfunction Details	Product Advisories
---------------------------	-------------------------------	--------------------

DYNAGEN/INOGEN/ORIGEN ICD EL VR
Models D050/D051/D140/D141/D150/
D151 

Worldwide Distribution: 35,000

Worldwide Confirmed Malfunctions: 7

	Without Compromised Therapy	With Compromised Therapy	Total
Electrical	1	-	1
⁶² High voltage circuit component	1	-	
Mechanical	-	-	0
Software	3	-	3
⁵¹ Memory errors	3	-	
Other	3	-	3
Non-patterned	3	-	
WW Confirmed Malfunctions	7	0	7

[More details](#) about malfunctions

[References](#) cited in table above

CRM PRODUCT PERFORMANCE REPORT Q1 2018

DYNAGEN/INOGEN/ORIGEN ICD MINI DR

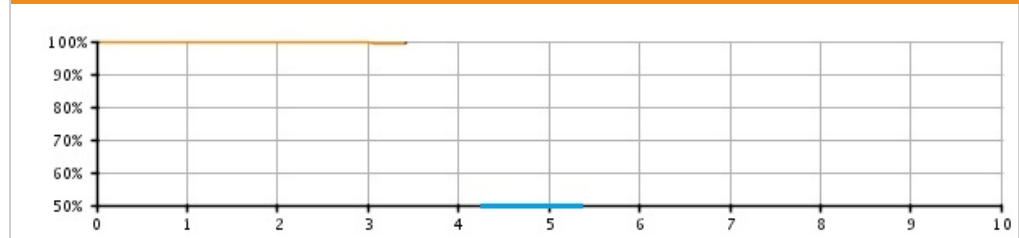
Models D002/D003/D012/D013/D022/
D023

U.S. Survival Probability	Worldwide Malfunction Details	Product Advisories
---------------------------	-------------------------------	--------------------

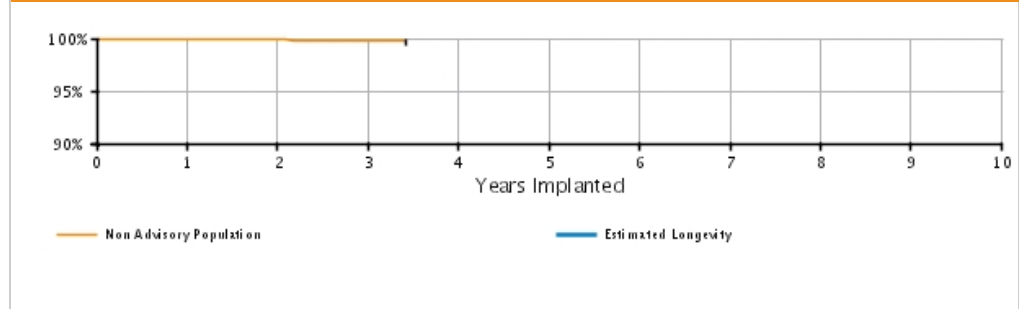
U.S. Summary

U.S. Registered Implants: 7,000	U.S. Normal Battery Depletions: 4
U.S. Approval Date: April 2014	U.S. Unconfirmed Reports of Premature Battery Depletion : 1
U.S. Estimated Active Implants: 6,000	U.S. Malfunctions:7
	Without Compromised Therapy:6
	With Compromised Therapy:1

Battery Depletions and Malfunctions



Malfunctions Only



U.S. Survival Probability

	Year	1	2	3	4	5	6	7	8	9	10
Non Advisory Population	Depletions and Malfunctions(%) (Confidence Interval)	99.96 (-0.1/+0.0)	99.84 (-0.2/+0.1)	99.63 (-0.4/+0.2)	99.49 @ 41 mo. (-0.5/+0.3)	-	-	-	-	-	-
Registered Implants: 7000	Malfunctions Only(%) (Confidence Interval)	100.00 (-0.0/+0.0)	99.90 (-0.2/+0.1)	99.73 (-0.4/+0.2)	99.73 @ 41 mo. (-0.4/+0.2)	-	-	-	-	-	-
	Effective Sample Size	4640	2740	871	265	-	-	-	-	-	-

DYNAGEN/INOGEN/ORIGEN ICD MINI DR

Models D002/D003/D012/D013/D022/
D023

U.S. Survival Probability	Worldwide Malfunction Details	Product Advisories
---------------------------	-------------------------------	--------------------

DYNAGEN/INOGEN/ORIGEN ICD MINI DR 
Models D002/D003/D012/D013/D022/
D023

Worldwide Distribution: 15,000

Worldwide Confirmed Malfunctions: 10

	Without Compromised Therapy	With Compromised Therapy	Total
Electrical	6	1	7
⁶² High voltage circuit component	6	-	
⁶⁴ High voltage capacitor	-	1	
Mechanical	-	-	0
Software	-	-	0
Other	2	1	3
Non-patterned	2	1	
WW Confirmed Malfunctions	8	2	10

[More details](#) about malfunctions

[References](#) cited in table above

CRM PRODUCT PERFORMANCE REPORT Q1 2018

DYNAGEN/INOGEN/ORIGEN ICD MINI VR

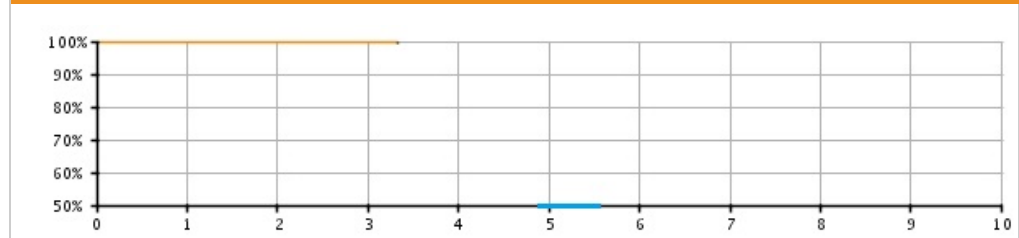
Models D000/D001/D010/D011/D020/
D021

U.S. Survival Probability	Worldwide Malfunction Details	Product Advisories
---------------------------	-------------------------------	--------------------

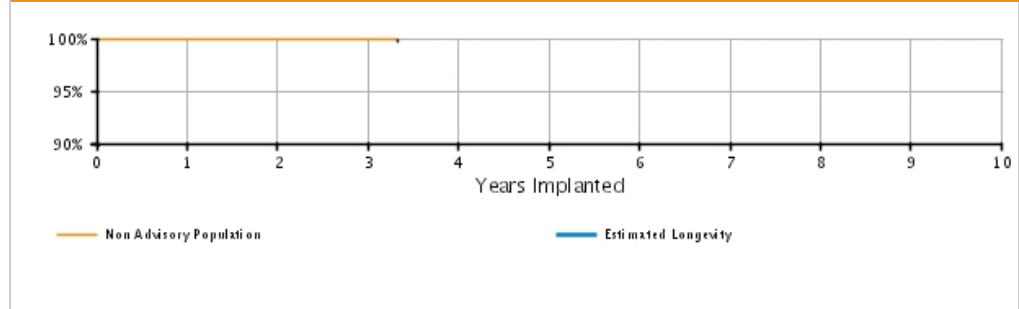
U.S. Summary

U.S. Registered Implants: 6,000	U.S. Normal Battery Depletions: 4
U.S. Approval Date: April 2014	U.S. Unconfirmed Reports of Premature Battery Depletion : 0
U.S. Estimated Active Implants: 6,000	U.S. Malfunctions:5
	Without Compromised Therapy:4
	With Compromised Therapy:1

Battery Depletions and Malfunctions



Malfunctions Only



U.S. Survival Probability

	Year	1	2	3	4	5	6	7	8	9	10
Non Advisory Population	Depletions and Malfunctions(%) (Confidence Interval)	99.95 (-0.1/+0.0)	99.88 (-0.2/+0.1)	99.80 (-0.2/+0.1)	99.64 @ 40 mo. (-0.5/+0.2)	-	-	-	-	-	-
Registered Implants: 6000	Malfunctions Only(%) (Confidence Interval)	99.96 (-0.1/+0.0)	99.91 (-0.1/+0.1)	99.87 (-0.2/+0.1)	99.87 @ 40 mo. (-0.2/+0.1)	-	-	-	-	-	-
	Effective Sample Size	4624	2739	772	296	-	-	-	-	-	-

CRM PRODUCT PERFORMANCE REPORT Q1 2018

DYNAGEN/INOGEN/ORIGEN ICD MINI VR

Models D000/D001/D010/D011/D020/
D021

U.S. Survival Probability	Worldwide Malfunction Details	Product Advisories
---------------------------	-------------------------------	--------------------

DYNAGEN/INOGEN/ORIGEN ICD MINI VR 
Models D000/D001/D010/D011/D020/
D021

Worldwide Distribution: 16,000

Worldwide Confirmed Malfunctions: 11

	Without Compromised Therapy	With Compromised Therapy	Total
Electrical	6	1	7
⁴⁷ Low-voltage capacitors	2	-	
⁶² High voltage circuit component	4	-	
⁶⁴ High voltage capacitor	-	1	
Mechanical	-	-	0
Software	1	1	2
⁵¹ Memory errors	1	1	
Other	2	-	2
Non-patterned	2	-	
WW Confirmed Malfunctions	9	2	11

[More details](#) about malfunctions

[References](#) cited in table above

CRM PRODUCT PERFORMANCE REPORT Q1 2018

INCEPTA/ENERGEN/PUNCTUA ICD DR

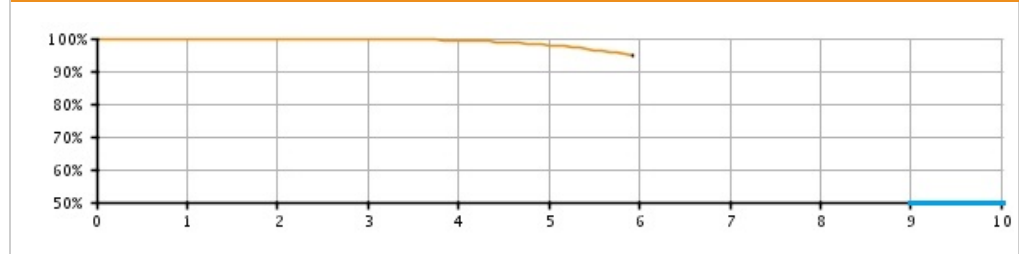
Models E052/E053/E142/E143/E162/
E163/F052/F053/F142/F143/
F162/F163

U.S. Survival Probability	Worldwide Malfunction Details	Product Advisories
---------------------------	-------------------------------	--------------------

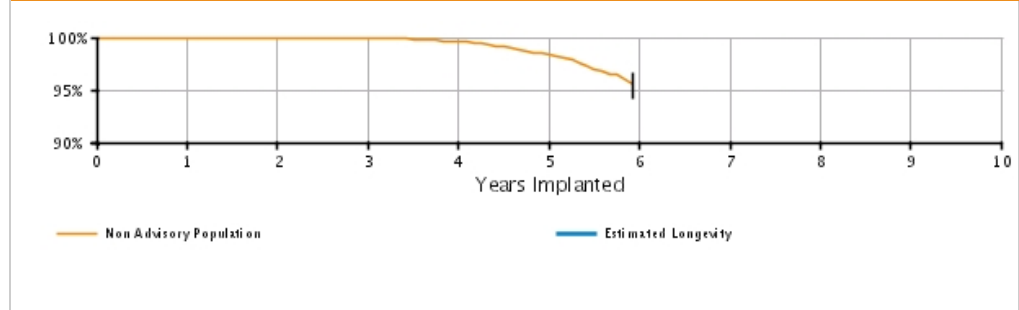
U.S. Summary

U.S. Registered Implants: 47,000	U.S. Normal Battery Depletions: 59
U.S. Approval Date: November 2011	U.S. Unconfirmed Reports of Premature Battery Depletion : 26
U.S. Estimated Active Implants: 37,000	U.S. Malfunctions:283

Battery Depletions and Malfunctions



Malfunctions Only



U.S. Survival Probability


	Year	1	2	3	4	5	6	7	8	9	10
Non Advisory Population	Depletions and Malfunctions(%) (Confidence Interval)	99.95 (-0.0/+0.0)	99.89 (-0.0/+0.0)	99.81 (-0.1/+0.0)	99.41 (-0.1/+0.1)	97.95 (-0.3/+0.2)	94.75 @ 71 mo. (-1.4/+1.1)	-	-	-	-
Registered Implants: 47000	Malfunctions Only(%) (Confidence Interval)	99.97 (-0.0/+0.0)	99.96 (-0.0/+0.0)	99.91 (-0.0/+0.0)	99.60 (-0.1/+0.1)	98.34 (-0.3/+0.2)	95.53 @ 71 mo. (-1.4/+1.1)	-	-	-	-
	Effective Sample Size	41373	35809	28011	16196	6108	208	-	-	-	-

INCEPTA/ENERGEN/PUNCTUA ICD DR

Models E052/E053/E142/E143/E162/
E163/F052/F053/F142/F143/
F162/F163

U.S. Survival Probability	Worldwide Malfunction Details	Product Advisories
---------------------------	-------------------------------	--------------------

INCEPTA/ENERGEN/PUNCTUA ICD DR
Models E052/E053/E142/E143/E162/
E163/F052/F053/F142/F143/
F162/F163



Worldwide Distribution: 72,000
Worldwide Confirmed Malfunctions: 425

	Without Compromised Therapy	With Compromised Therapy	Total
Electrical	397	8	405
⁴³ High-voltage capacitor	1	2	
⁴⁷ Low-voltage capacitors	4	-	
⁵⁰ Integrated circuit	6	3	
⁵³ Battery	16	2	
⁵⁴ Low-voltage capacitor	369	1	
⁵⁸ High voltage circuit	1	-	
Mechanical	-	2	2
³⁸ Transformer	-	2	
Software	3	-	3
⁵¹ Memory errors	3	-	
Other	10	5	15
Non-patterned	10	5	
WW Confirmed Malfunctions	410	15	425

[More details](#) about malfunctions

[References](#) cited in table above

CRM PRODUCT PERFORMANCE REPORT Q1 2018

INCEPTA/ENERGEN/PUNCTUA ICD VR

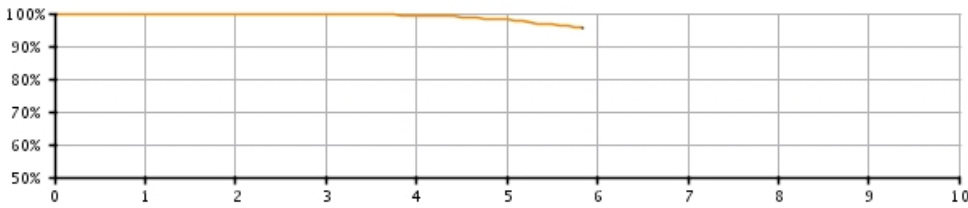
Models E050/E051/E140/E141/E160/
E161/F050/F051/F140/F141/
F160/F161

U.S. Survival Probability	Worldwide Malfunction Details	Product Advisories
---------------------------	-------------------------------	--------------------

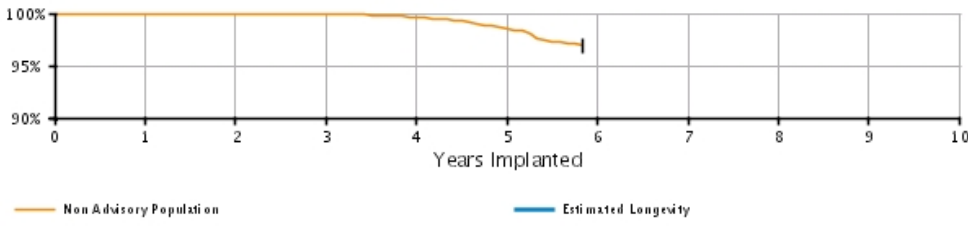
U.S. Summary

U.S. Registered Implants: 39,000	U.S. Normal Battery Depletions: 61
U.S. Approval Date: November 2011	U.S. Unconfirmed Reports of Premature Battery Depletion : 34
U.S. Estimated Active Implants: 32,000	U.S. Malfunctions:203
	Without Compromised Therapy:188
	With Compromised Therapy:15

Battery Depletions and Malfunctions



Malfunctions Only




U.S. Survival Probability

		Year	1	2	3	4	5	6	7	8	9	10
Non Advisory Population	Depletions and Malfunctions(%) (Confidence Interval)	99.93 (-0.0/+0.0)	99.87 (-0.0/+0.0)	99.78 (-0.1/+0.0)	99.38 (-0.1/+0.1)	98.06 (-0.3/+0.3)	95.58 @ 70 mo. (-0.9/+0.8)	-	-	-	-	
	Registered Implants: 39000											
	Malfunctions Only(%) (Confidence Interval)	99.97 (-0.0/+0.0)	99.95 (-0.0/+0.0)	99.91 (-0.0/+0.0)	99.60 (-0.1/+0.1)	98.57 (-0.3/+0.2)	96.92 @ 70 mo. (-0.7/+0.6)	-	-	-	-	
	Effective Sample Size	34824	30154	23383	13253	5007	462	-	-	-	-	

INCEPTA/ENERGEN/PUNCTUA ICD VR

Models E050/E051/E140/E141/E160/
E161/F050/F051/F140/F141/
F160/F161

U.S. Survival Probability	Worldwide Malfunction Details	Product Advisories
---------------------------	-------------------------------	--------------------

INCEPTA/ENERGEN/PUNCTUA ICD VR
Models E050/E051/E140/E141/E160/
E161/F050/F051/F140/F141/
F160/F161 

Worldwide Distribution: 68,000
Worldwide Confirmed Malfunctions: 323

	Without Compromised Therapy	With Compromised Therapy	Total
Electrical	287	11	298
⁴³ High-voltage capacitor	1	3	
⁵⁰ Integrated circuit	2	5	
⁵³ Battery	22	1	
⁵⁴ Low-voltage capacitor	262	1	
⁵⁸ High voltage circuit	-	1	
Mechanical	-	6	6
³⁸ Transformer	-	6	
Software	5	-	5
⁵¹ Memory errors	5	-	
Other	8	6	14
Non-patterned	8	6	
WW Confirmed Malfunctions	300	23	323

[More details](#) about malfunctions

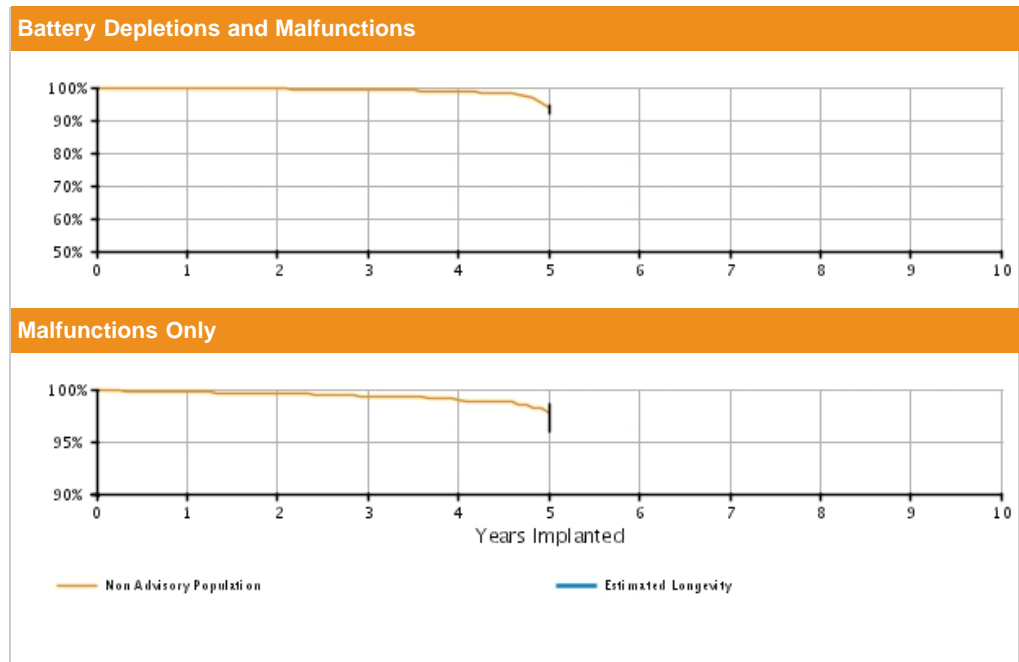
[References](#) cited in table above

SQ-RX S-ICD

Model 1010

U.S. Survival Probability	Worldwide Malfunction Details	Product Advisories
----------------------------------	--------------------------------------	---------------------------

U.S. Summary	
U.S. Registered Implants: 8,000	U.S. Normal Battery Depletions: 154
U.S. Approval Date: September 2012	U.S. Unconfirmed Reports of Premature Battery Depletion : 1
U.S. Estimated Active Implants: 6,000	U.S. Malfunctions:52
	Without Compromised Therapy:17
	With Compromised Therapy:35




U.S. Survival Probability		Year	1	2	3	4	5	6	7	8	9	10
Non Advisory Population	Depletions and Malfunctions(%)	99.75	99.51	99.19	98.77	93.53	-	-	-	-	-	-
	(Confidence Interval)	(-0.1/+0.1)	(-0.2/+0.1)	(-0.3/+0.2)	(-0.6/+0.4)	(-3.2/+2.2)						
Registered Implants: 8000	Malfunctions Only(%)	99.77	99.56	99.29	99.03	97.72	-	-	-	-	-	-
	(Confidence Interval)	(-0.1/+0.1)	(-0.2/+0.1)	(-0.3/+0.2)	(-0.5/+0.3)	(-1.9/+1.0)						
	Effective Sample Size	6541	5723	3397	613	220	-	-	-	-	-	-

SQ-RX S-ICD

Model 1010

U.S. Survival Probability	Worldwide Malfunction Details	Product Advisories
---------------------------	-------------------------------	--------------------

SQ-RX S-ICD Model 1010 			
Worldwide Distribution: 11,000			
Worldwide Confirmed Malfunctions: 129			
	Without Compromised Therapy	With Compromised Therapy	Total
Electrical	9	3	12
⁴ Unintended Fuse Activation 2013	-	3	
⁶¹ Charge Timeout Alert	9	-	
Mechanical	18	29	47
⁵ High cathode condition	1	2	
⁵⁵ Battery depletion	17	27	
Software	3	-	3
⁵⁷ Unintended Battery Depletion Alert	3	-	
Other	20	47	67
Non-patterned	17	37	
⁵⁶ Telemetry	3	10	
WW Confirmed Malfunctions	50	79	129

[More details](#) about malfunctions

[References](#) cited in table above

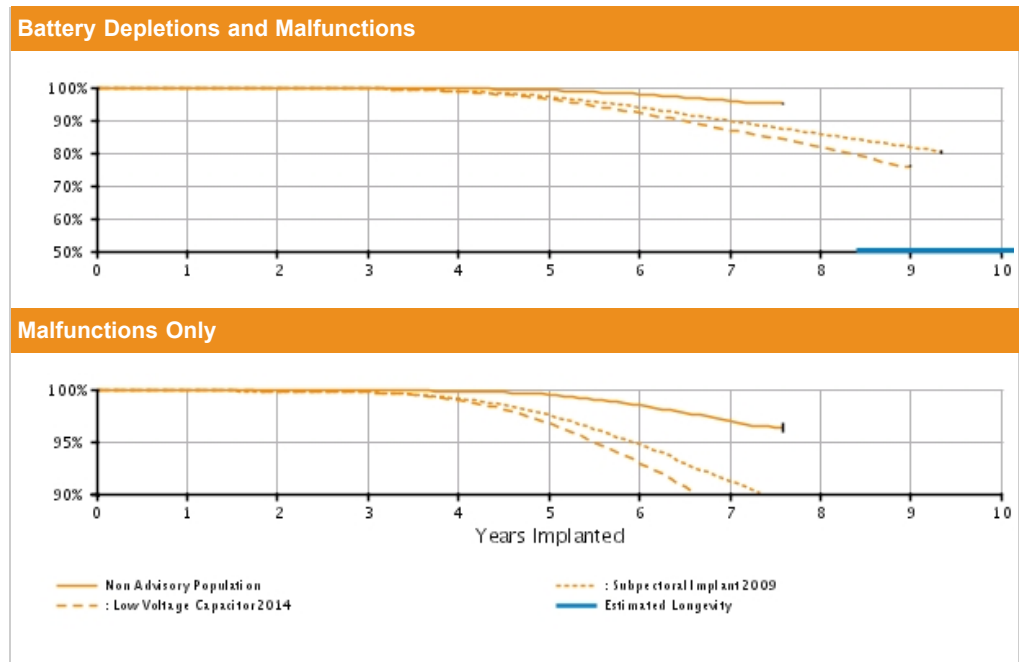
CRM PRODUCT PERFORMANCE REPORT Q1 2018

TELIGEN DR

Models E110/E111/F110/F111

U.S. Survival Probability	Worldwide Malfunction Details	Product Advisories
---------------------------	-------------------------------	--------------------

U.S. Summary	
U.S. Registered Implants: 66,000	U.S. Normal Battery Depletions: 519
U.S. Approval Date: May 2008	U.S. Unconfirmed Reports of Premature Battery Depletion : 197
U.S. Estimated Active Implants: 36,000	U.S. Malfunctions:2276
	Without Compromised Therapy:2141
	With Compromised Therapy:135



U.S. Survival Probability		Year	1	2	3	4	5	6	7	8	9	10
Non Advisory Population Registered Implants: 30000	Depletions and Malfunctions(%) (Confidence Interval)	99.91 (-0.0/+0.0)	99.86 (-0.1/+0.0)	99.78 (-0.1/+0.1)	99.61 (-0.1/+0.1)	99.17 (-0.1/+0.1)	97.95 (-0.2/+0.2)	95.85 (-0.4/+0.4)	95.07 @ 91 mo. (-0.6/+0.5)	-	-	-
	Malfunctions Only(%) (Confidence Interval)	99.95 (-0.0/+0.0)	99.93 (-0.0/+0.0)	99.90 (-0.0/+0.0)	99.79 (-0.1/+0.1)	99.48 (-0.1/+0.1)	98.47 (-0.2/+0.2)	96.88 (-0.4/+0.3)	96.37 @ 91 mo. (-0.5/+0.4)	-	-	-
	Effective Sample Size	26439	23336	20589	18089	15821	12577	4413	443	-	-	-
Subpectoral Implant 2009* Registered Implants: 30,000	Depletions and Malfunctions(%) (Confidence Interval)	99.88 (-0.1/+0.0)	99.77 (-0.1/+0.1)	99.61 (-0.1/+0.1)	98.88 (-0.1/+0.1)	97.17 (-0.1/+0.1)	93.93 (-0.1/+0.1)	89.76 (-0.2/+0.1)	85.76 (-0.2/+0.3)	81.79 (-1.2/+0.5)	80.36 @ 112 mo. (-1.2/+0.5)	-
	Malfunctions Only(%) (Confidence Interval)	99.89 (-0.1/+0.0)	99.82 (-0.1/+0.0)	99.72 (-0.1/+0.1)	99.12 (-0.1/+0.1)	97.56 (-0.1/+0.1)	94.69 (-0.1/+0.1)	91.20 (-0.2/+0.3)	88.41 (-0.2/+0.3)	86.98 (-0.4/+0.3)	86.81 @ 112 mo. (-1.2/+0.5)	-
	Effective Sample Size	26746	23498	20668	18050	15604	13218	11045	8709	2059	414	-
Low Voltage Capacitor 2014* Registered Implants: 23,000	Depletions and Malfunctions(%) (Confidence Interval)	99.89 (-0.1/+0.0)	99.76 (-0.1/+0.1)	99.58 (-0.1/+0.1)	98.73 (-0.1/+0.1)	96.36 (-0.1/+0.1)	92.11 (-0.1/+0.1)	86.91 (-0.1/+0.2)	81.82 (-0.3/+0.3)	75.99 (-0.4/+0.3)	-	-
	Malfunctions Only(%) (Confidence Interval)	99.91 (-0.0/+0.0)	99.82 (-0.1/+0.1)	99.69 (-0.1/+0.1)	98.95 (-0.1/+0.1)	96.76 (-0.1/+0.1)	92.93 (-0.1/+0.1)	88.46 (-0.1/+0.1)	84.79 (-0.2/+0.1)	81.89 (-0.4/+0.3)	-	-


Effective Sample Size	20715	18217	16008	13972	11983	10027	8274	4538	269	-
-----------------------	-------	-------	-------	-------	-------	-------	------	------	-----	---

*Devices subject to an advisory. Refer to the Advisories for more details. Devices may be part of more than one advisory.

TELIGEN DR

Models E110/E111/F110/F111

U.S. Survival Probability	Worldwide Malfunction Details	Product Advisories
----------------------------------	--------------------------------------	---------------------------

TELIGEN DR Models E110/E111/F110/F111 			
Worldwide Distribution: 91,000			
Worldwide Confirmed Malfunctions: 2983			
	Without Compromised Therapy	With Compromised Therapy	Total
Electrical	2750	105	2855
³ Low Voltage Capacitor 2014 (Advisory issued)	1975	46	
⁴² Safety Core-electrocautery	3	-	
⁴³ High-voltage capacitor	1	7	
⁴⁷ Low-voltage capacitors	8	-	
⁵⁰ Integrated circuit	20	21	
⁵³ Battery	202	26	
⁵⁴ Low-voltage capacitor	541	5	
Mechanical	20	54	74
⁶ Subpectoral implant 2009 (Advisory issued)	3	12	
³⁸ Transformer	-	20	
⁴⁰ Seal plug	3	-	
⁴¹ Difficulty securing lead	9	8	
⁴⁵ Header contacts	3	11	
⁶⁷ Header	2	3	
Software	18	-	18
⁴⁸ Alert messages not displayed post-EOL	3	-	
⁵¹ Memory errors	15	-	
Other	25	11	36
Non-patterned	25	11	
WW Confirmed Malfunctions	2813	170	2983

[More details](#) about malfunctions

[References](#) cited in table above

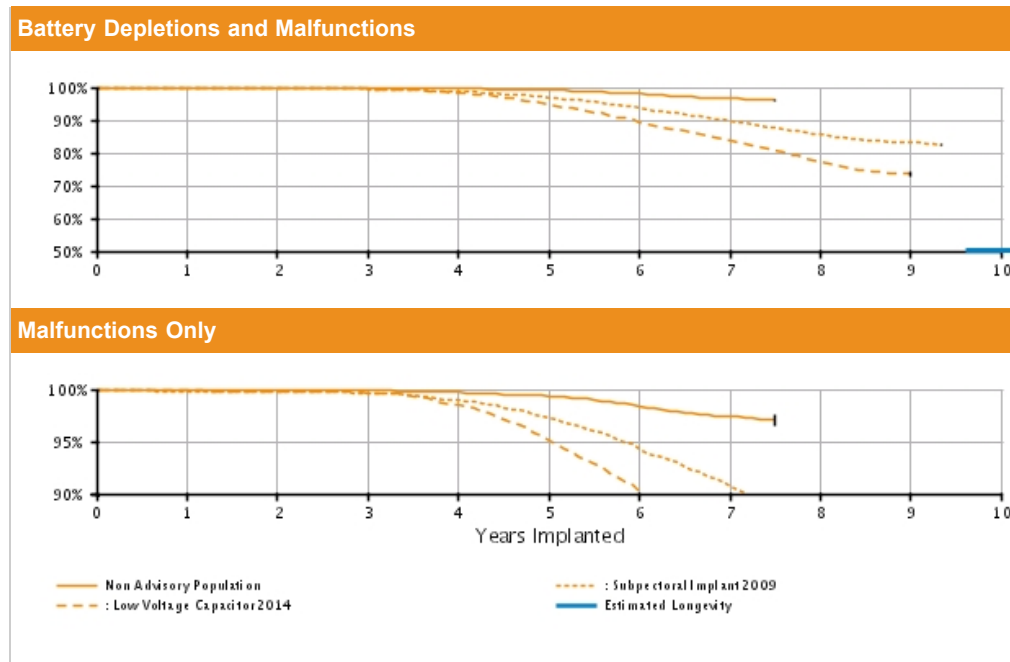
CRM PRODUCT PERFORMANCE REPORT Q1 2018

TELIGEN VR

Models E102/E103/F102/F103

U.S. Survival Probability	Worldwide Malfunction Details	Product Advisories
---------------------------	-------------------------------	--------------------

U.S. Summary	
U.S. Registered Implants: 38,000	U.S. Normal Battery Depletions: 111
U.S. Approval Date: May 2008	U.S. Unconfirmed Reports of Premature Battery Depletion : 132
U.S. Estimated Active Implants: 21,000	U.S. Malfunctions:1534
	Without Compromised Therapy:1431
	With Compromised Therapy:103



U.S. Survival Probability		Year	1	2	3	4	5	6	7	8	9	10
Non Advisory Population Registered Implants: 18000	Depletions and Malfunctions(%) (Confidence Interval)	99.92 (-0.1/+0.0)	99.84 (-0.1/+0.1)	99.76 (-0.1/+0.1)	99.56 (-0.1/+0.1)	99.13 (-0.2/+0.2)	98.05 (-0.3/+0.3)	96.59 (-0.5/+0.4)	96.15 @ 90 mo. (-0.6/+0.6)	-	-	-
	Malfunctions Only(%) (Confidence Interval)	99.94 (-0.1/+0.0)	99.90 (-0.1/+0.0)	99.87 (-0.1/+0.0)	99.69 (-0.1/+0.1)	99.35 (-0.2/+0.1)	98.41 (-0.3/+0.2)	97.41 (-0.4/+0.4)	97.05 @ 90 mo. (-0.6/+0.5)	-	-	-
	Effective Sample Size	16275	14324	12582	11031	9635	7501	1903	279	-	-	-
Subjectoral Implant 2009* Registered Implants: 16,000	Depletions and Malfunctions(%) (Confidence Interval)	99.78 (-0.0/+0.0)	99.66 (-0.1/+0.1)	99.50 (-0.1/+0.1)	98.68 (-0.1/+0.1)	96.93 (-0.1/+0.1)	93.68 (-0.1/+0.1)	89.64 (-0.1/+0.1)	85.54 (-0.2/+0.1)	83.11 (-0.6/+0.5)	82.44 @ 112 mo. (-0.6/+0.5)	-
	Malfunctions Only(%) (Confidence Interval)	99.80 (-0.1/+0.1)	99.73 (-0.1/+0.1)	99.63 (-0.1/+0.1)	98.93 (-0.1/+0.1)	97.31 (-0.1/+0.1)	94.36 (-0.1/+0.2)	90.67 (-0.4/+0.3)	87.20 (-0.5/+0.6)	85.17 (-0.6/+0.9)	85.04 @ 112 mo. (-0.6/+0.5)	-
	Effective Sample Size	13678	11990	10509	9145	7858	6656	5549	4355	1092	233	-
Low Voltage Capacitor 2014* Registered Implants: 12,000	Depletions and Malfunctions(%) (Confidence Interval)	99.82 (-0.1/+0.1)	99.72 (-0.0/+0.1)	99.51 (-0.0/+0.1)	98.23 (-0.1/+0.1)	94.78 (-0.2/+0.1)	89.46 (-0.3/+0.2)	83.61 (-0.4/+0.2)	77.41 (-0.5/+0.6)	73.63 (-1.5/+1.6)	-	-
	Malfunctions Only(%) (Confidence Interval)	99.85 (-0.1/+0.1)	99.79 (-0.1/+0.1)	99.64 (-0.1/+0.1)	98.45 (-0.1/+0.1)	95.14 (-0.1/+0.1)	90.24 (-0.1/+0.1)	84.91 (-0.3/+0.2)	79.53 (-0.5/+0.6)	76.39 (-1.5/+1.6)	-	-
	Effective Sample Size	-	-	-	-	-	-	-	-	-	-	-


Effective Sample Size	10903	9576	8398	7285	6163	5085	4117	2074	224	-
-----------------------	-------	------	------	------	------	------	------	------	-----	---

*Devices subject to an advisory. Refer to the Advisories for more details. Devices may be part of more than one advisory.

TELIGEN VR

Models E102/E103/F102/F103

U.S. Survival Probability	Worldwide Malfunction Details	Product Advisories
----------------------------------	--------------------------------------	---------------------------

TELIGEN VR Models E102/E103/F102/F103 			
Worldwide Distribution: 66,000			
Worldwide Confirmed Malfunctions: 2456			
	Without Compromised Therapy	With Compromised Therapy	Total
Electrical	2237	84	2321
³ Low Voltage Capacitor 2014 (Advisory issued)	1590	35	
⁴² Safety Core-electrocautery	1	1	
⁴³ High-voltage capacitor	-	3	
⁴⁷ Low-voltage capacitors	5	-	
⁵⁰ Integrated circuit	11	15	
⁵³ Battery	301	30	
⁵⁴ Low-voltage capacitor	329	-	
Mechanical	24	73	97
⁶ Subpectoral implant 2009 (Advisory issued)	7	19	
²⁴ Transformer	-	2	
³⁸ Transformer	-	14	
⁴⁰ Seal plug	1	-	
⁴¹ Difficulty securing lead	-	10	
⁴⁵ Header contacts	14	20	
⁶⁷ Header	2	8	
Software	16	-	16
⁷ Respiratory Sensor Oversensing	1	-	
⁴⁸ Alert messages not displayed post-EOL	4	-	
⁵¹ Memory errors	11	-	
Other	11	11	22
Non-patterned	11	11	
WW Confirmed Malfunctions	2288	168	2456

[More details](#) about malfunctions

[References](#) cited in table above

CRM PRODUCT PERFORMANCE REPORT Q1 2018

ACCOLADE/PROONENT/ESSENTIO DR

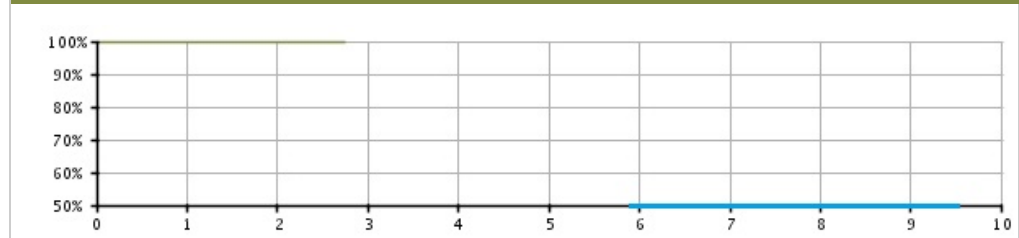
Models L101/L111/L201/L211/L301/
L311

U.S. Survival Probability	Worldwide Malfunction Details	Product Advisories
---------------------------	-------------------------------	--------------------

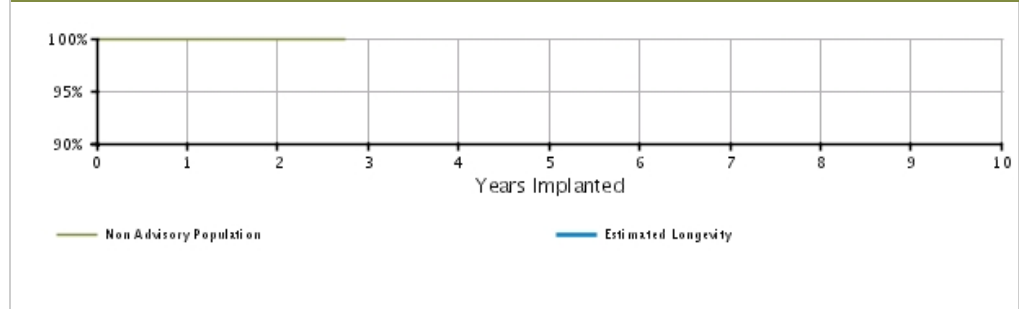
U.S. Summary

U.S. Registered Implants: 98,000	U.S. Normal Battery Depletions: 21
U.S. Approval Date: October 2014	U.S. Unconfirmed Reports of Premature Battery Depletion : 5
U.S. Estimated Active Implants: 93,000	U.S. Malfunctions:31
	Without Compromised Therapy:26
	With Compromised Therapy:5

Battery Depletions and Malfunctions



Malfunctions Only




U.S. Survival Probability

	Year	1	2	3	4	5	6	7	8	9	10
Non Advisory Population	Depletions and Malfunctions(%) (Confidence Interval)	99.95 (-0.0/+0.0)	99.90 (-0.0/+0.0)	99.84 @ 33 mo. (-0.1/+0.1)	-	-	-	-	-	-	-
Registered Implants: 98000	Malfunctions Only(%) (Confidence Interval)	99.97 (-0.0/+0.0)	99.95 (-0.0/+0.0)	99.95 @ 33 mo. (-0.0/+0.0)	-	-	-	-	-	-	-
	Effective Sample Size	53401	16546	402	-	-	-	-	-	-	-

ACCOLADE/PROPONENT/ESSENTIO DR

Models L101/L111/L201/L211/L301/
L311

U.S. Survival Probability	Worldwide Malfunction Details	Product Advisories
---------------------------	-------------------------------	--------------------

ACCOLADE/PROPONENT/ESSENTIO DR 

Models L101/L111/L201/L211/L301/
L311

Worldwide Distribution: 188,000
Worldwide Confirmed Malfunctions: 52

	Without Compromised Therapy	With Compromised Therapy	Total
Electrical	29	5	34
⁴⁷ Low-voltage capacitors	2	-	
⁶³ Integrated circuit	12	4	
⁶⁵ Capacitor	9	-	
⁶⁶ Telemetry	6	1	
Mechanical	-	-	0
Software	6	-	6
⁵¹ Memory errors	6	-	
Other	9	3	12
Non-patterned	9	3	
WW Confirmed Malfunctions	44	8	52

[More details](#) about malfunctions

[References](#) cited in table above

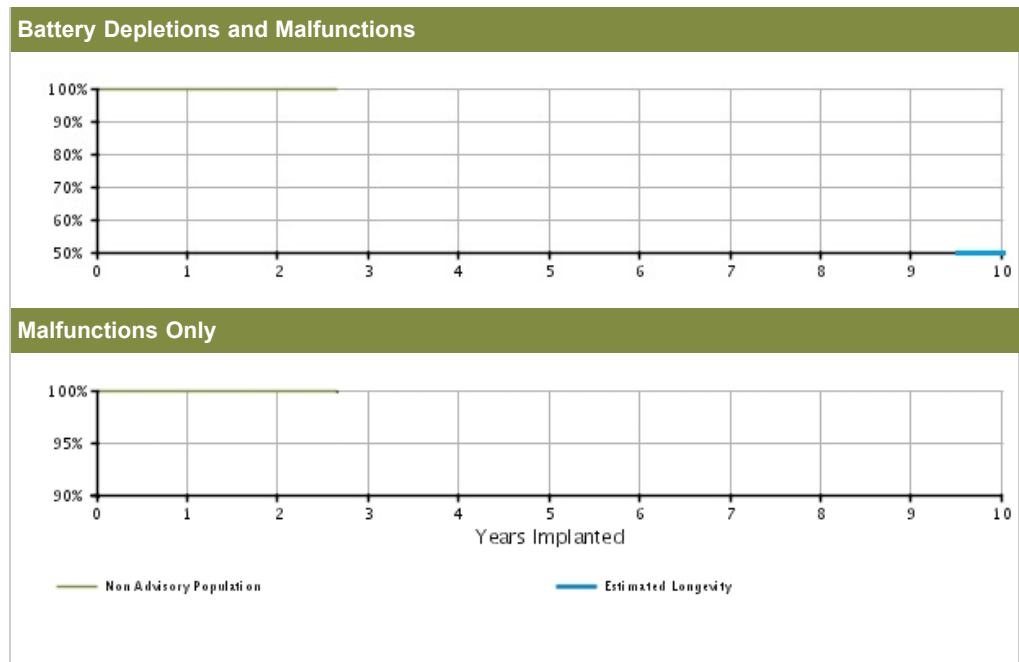
CRM PRODUCT PERFORMANCE REPORT Q1 2018

ACCOLADE/PROPONENT/ESSENTIO DR EL

Models L121/L131/L221/L231/L321/
L331

U.S. Survival Probability	Worldwide Malfunction Details	Product Advisories
---------------------------	-------------------------------	--------------------

U.S. Summary	
U.S. Registered Implants: 39,000	U.S. Normal Battery Depletions: 6
U.S. Approval Date: October 2014	U.S. Unconfirmed Reports of Premature Battery Depletion : 4
U.S. Estimated Active Implants: 37,000	U.S. Malfunctions:16




U.S. Survival Probability		Year	1	2	3	4	5	6	7	8	9	10
Non Advisory Population	Depletions and Malfunctions(%) (Confidence Interval)	99.95 (-0.0/+0.0)	99.85 (-0.1/+0.1)	99.83 @ 32 mo. (-0.1/+0.1)	-	-	-	-	-	-	-	-
	Malfunctions Only(%) (Confidence Interval)	99.97 (-0.0/+0.0)	99.90 (-0.1/+0.0)	99.90 @ 32 mo. (-0.1/+0.0)	-	-	-	-	-	-	-	-
Registered Implants: 39000	Effective Sample Size	18478	4859	380	-	-	-	-	-	-	-	-

ACCOLADE/PROPONENT/ESSENTIO DR EL

Models L121/L131/L221/L231/L321/
L331

U.S. Survival Probability	Worldwide Malfunction Details	Product Advisories
---------------------------	-------------------------------	--------------------

ACCOLADE/PROPONENT/ESSENTIO DR EL Models L121/L131/L221/L231/L321/ L331 			
Worldwide Distribution: 93,000			
Worldwide Confirmed Malfunctions: 34			
	Without Compromised Therapy	With Compromised Therapy	Total
Electrical	22	1	23
⁴⁷ Low-voltage capacitors	2	-	
⁶³ Integrated circuit	3	1	
⁶⁵ Capacitor	11	-	
⁶⁶ Telemetry	6	-	
Mechanical	-	-	0
Software	9	-	9
⁵¹ Memory errors	9	-	
Other	2	-	2
Non-patterned	2	-	
WW Confirmed Malfunctions	33	1	34

[More details](#) about malfunctions

[References](#) cited in table above

CRM PRODUCT PERFORMANCE REPORT Q1 2018

ACCOLADE/PROPONENT/ESSENTIO SR


Models L100/L110/L200/L210/L300/
L310

U.S. Survival Probability	Worldwide Malfunction Details	Product Advisories
---------------------------	-------------------------------	--------------------

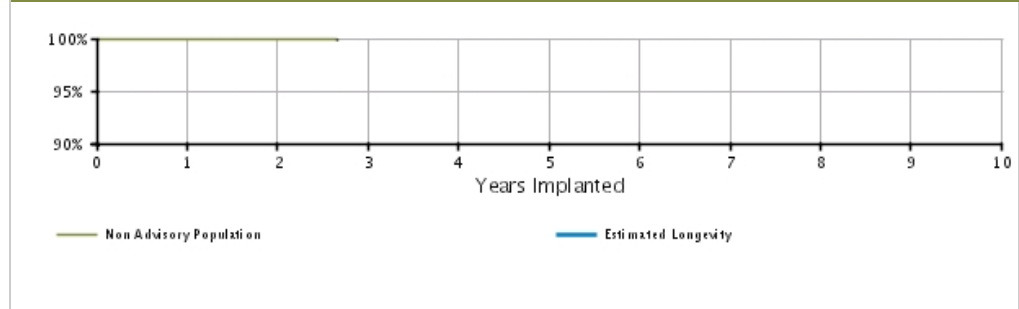
U.S. Summary

U.S. Registered Implants: 20,000	U.S. Normal Battery Depletions: 7
U.S. Approval Date: October 2014	U.S. Unconfirmed Reports of Premature Battery Depletion : 0
U.S. Estimated Active Implants: 18,000	U.S. Malfunctions:7
	Without Compromised Therapy:6
	With Compromised Therapy:1

Battery Depletions and Malfunctions



Malfunctions Only




U.S. Survival Probability

	Year	1	2	3	4	5	6	7	8	9	10
Non Advisory Population	Depletions and Malfunctions(%) (Confidence Interval)	99.96 (-0.0/+0.0)	99.88 (-0.1/+0.1)	99.83 @ 32 mo. (-0.2/+0.1)	-	-	-	-	-	-	-
Registered Implants: 20000	Malfunctions Only(%) (Confidence Interval)	99.98 (-0.0/+0.0)	99.94 (-0.1/+0.0)	99.94 @ 32 mo. (-0.1/+0.0)	-	-	-	-	-	-	-
	Effective Sample Size	10435	2918	206	-	-	-	-	-	-	-

ACCOLADE/PROPONENT/ESSENTIO SR

Models L100/L110/L200/L210/L300/
L310

U.S. Survival Probability	Worldwide Malfunction Details	Product Advisories
---------------------------	-------------------------------	--------------------

ACCOLADE/PROPONENT/ESSENTIO SR Models L100/L110/L200/L210/L300/ L310 			
Worldwide Distribution: 66,000			
Worldwide Confirmed Malfunctions: 13			
	Without Compromised Therapy	With Compromised Therapy	Total
Electrical	6	2	8
⁴⁷ Low-voltage capacitors	2	-	
⁶³ Integrated circuit	1	2	
⁶⁵ Capacitor	1	-	
⁶⁶ Telemetry	2	-	
Mechanical	-	-	0
Software	2	-	2
⁵¹ Memory errors	2	-	
Other	3	-	3
Non-patterned	3	-	
WW Confirmed Malfunctions	11	2	13

[More details](#) about malfunctions

[References](#) cited in table above

ADVANTIO/INGENIO/VITALIO/FORMIO DR

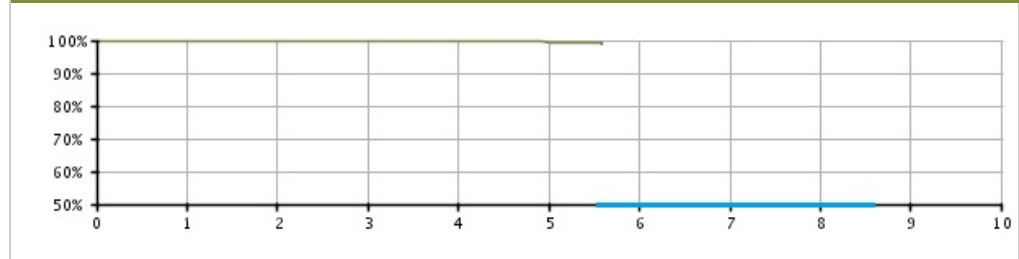
Models J063/J066/J173/J176/J273/
 J276/J278/J279/K063/K066/
 K083/K086/K173/K176/K183/
 K186/K273/K276/K278/K279/
 K283/K286/K288/K289

U.S. Survival Probability	Worldwide Malfunction Details	Product Advisories
---------------------------	-------------------------------	--------------------

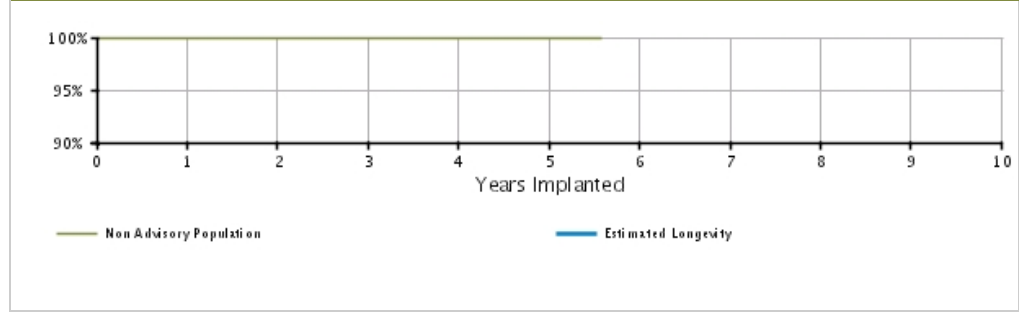
U.S. Summary

U.S. Registered Implants: 121,000	U.S. Normal Battery Depletions: 220
U.S. Approval Date: May 2012	U.S. Unconfirmed Reports of Premature Battery Depletion : 15
U.S. Estimated Active Implants: 99,000	U.S. Malfunctions:44
	Without Compromised Therapy:32
	With Compromised Therapy:12

Battery Depletions and Malfunctions



Malfunctions Only




U.S. Survival Probability

	Year	1	2	3	4	5	6	7	8	9	10
Non Advisory Population	Depletions and Malfunctions(%) (Confidence Interval)	99.96 (-0.0/+0.0)	99.92 (-0.0/+0.0)	99.85 (-0.0/+0.0)	99.73 (-0.0/+0.0)	99.44 (-0.1/+0.1)	99.08 @ 67 mo. (-0.3/+0.2)	-	-	-	-
	Malfunctions Only(%) (Confidence Interval)	99.99 (-0.0/+0.0)	99.98 (-0.0/+0.0)	99.97 (-0.0/+0.0)	99.95 (-0.0/+0.0)	99.94 (-0.0/+0.0)	99.94 @ 67 mo. (-0.0/+0.0)	-	-	-	-
Registered Implants: 121000	Effective Sample Size	107671	95409	73009	37553	9944	339	-	-	-	-

ADVANTIO/INGENIO/VITALIO/FORMIO DR

Models J063/J066/J173/J176/J273/
 J276/J278/J279/K063/K066/
 K083/K086/K173/K176/K183/
 K186/K273/K276/K278/K279/
 K283/K286/K288/K289

U.S. Survival Probability	Worldwide Malfunction Details	Product Advisories
---------------------------	-------------------------------	--------------------

ADVANTIO/INGENIO/VITALIO/FORMIO DR 

Models J063/J066/J173/J176/J273/
 J276/J278/J279/K063/K066/
 K083/K086/K173/K176/K183/
 K186/K273/K276/K278/K279/
 K283/K286/K288/K289

Worldwide Distribution: 217,000
Worldwide Confirmed Malfunctions: 68

	Without Compromised Therapy	With Compromised Therapy	Total
Electrical	10	9	19
⁴⁷ Low-voltage capacitors	7	-	
⁵⁰ Integrated circuit	3	7	
⁶⁰ Titanium case material	-	2	
Mechanical	-	-	0
Software	19	1	20
⁵¹ Memory errors	19	1	
Other	24	5	29
Non-patterned	24	5	
WW Confirmed Malfunctions	53	15	68

[More details](#) about malfunctions

[References](#) cited in table above

ADVANTIO/INGENIO/VITALIO EL DR

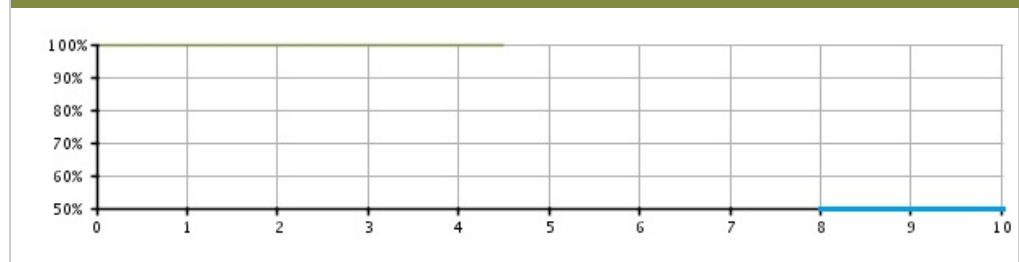
Models J064/J067/J174/J177/J274/
 J277/K064/K067/K084/K087/
 K174/K177/K184/K187/K274/
 K277/K284/K287

U.S. Survival Probability	Worldwide Malfunction Details	Product Advisories
---------------------------	-------------------------------	--------------------

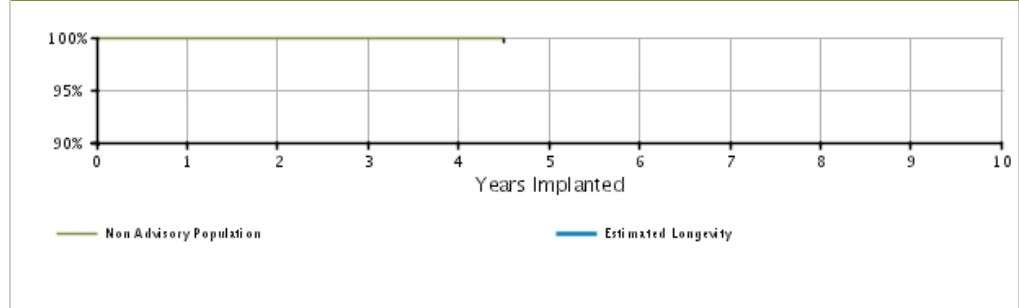
U.S. Summary

U.S. Registered Implants: 11,000 U.S. Approval Date: May 2012 U.S. Estimated Active Implants: 10,000	U.S. Normal Battery Depletions: 4 U.S. Unconfirmed Reports of Premature Battery Depletion : 0 U.S. Malfunctions:5 Without Compromised Therapy:4 With Compromised Therapy:1
--	--

Battery Depletions and Malfunctions



Malfunctions Only



U.S. Survival Probability


	Year	1	2	3	4	5	6	7	8	9	10
Non Advisory Population	Depletions and Malfunctions(%) (Confidence Interval)	99.98 (-0.1/+0.0)	99.95 (-0.1/+0.0)	99.91 (-0.1/+0.0)	99.91 (-0.1/+0.0)	99.81 @ 54 mo. (-0.4/+0.1)	-	-	-	-	-
	Registered Implants: 11000										
	Malfunctions Only(%) (Confidence Interval)	99.99 (-0.1/+0.0)	99.97 (-0.1/+0.0)	99.95 (-0.1/+0.0)	99.95 (-0.1/+0.0)	99.85 @ 54 mo. (-0.4/+0.1)	-	-	-	-	-
	Effective Sample Size	9699	8351	5390	1193	275	-	-	-	-	-

ADVANTIO/INGENIO/VITALIO EL DR

Models J064/J067/J174/J177/J274/
 J277/K064/K067/K084/K087/
 K174/K177/K184/K187/K274/
 K277/K284/K287

U.S. Survival Probability	Worldwide Malfunction Details	Product Advisories
---------------------------	-------------------------------	--------------------

ADVANTIO/INGENIO/VITALIO EL DR
 Models J064/J067/J174/J177/J274/
 J277/K064/K067/K084/K087/
 K174/K177/K184/K187/K274/
 K277/K284/K287



Worldwide Distribution: 73,000
Worldwide Confirmed Malfunctions: 30

	Without Compromised Therapy	With Compromised Therapy	Total
Electrical	4	5	9
⁴⁷ Low-voltage capacitors	4	1	
⁵⁰ Integrated circuit	-	2	
⁶⁰ Titanium case material	-	2	
Mechanical	-	-	0
Software	5	-	5
⁵¹ Memory errors	4	-	
⁵⁰ Respiratory sensor	1	-	
Other	14	2	16
Non-patterned	14	2	
WW Confirmed Malfunctions	23	7	30

[More details](#) about malfunctions

[References](#) cited in table above

ADVANTIO/INGENIO/VITALIO SR

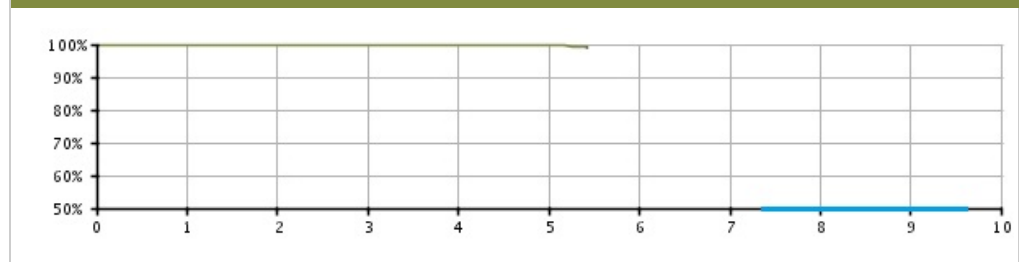
Models J062/J065/J172/J175/J272/
 J275/K062/K065/K082/K085/
 K172/K175/K182/K185/K272/
 K275/K282/K285

U.S. Survival Probability	Worldwide Malfunction Details	Product Advisories
----------------------------------	--------------------------------------	---------------------------

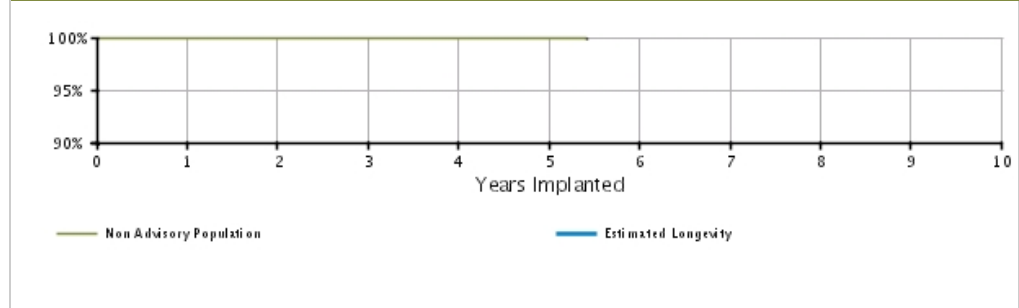
U.S. Summary

U.S. Registered Implants: 27,000 U.S. Approval Date: May 2012 U.S. Estimated Active Implants: 19,000	U.S. Normal Battery Depletions: 31 U.S. Unconfirmed Reports of Premature Battery Depletion : 0 U.S. Malfunctions:10 Without Compromised Therapy:9 With Compromised Therapy:1
--	--

Battery Depletions and Malfunctions



Malfunctions Only



U.S. Survival Probability


	Year	1	2	3	4	5	6	7	8	9	10
Non Advisory Population	Depletions and Malfunctions(%) (Confidence Interval)	99.98 (-0.0/+0.0)	99.93 (-0.0/+0.0)	99.89 (-0.1/+0.0)	99.79 (-0.1/+0.1)	99.68 (-0.2/+0.1)	99.30 @ 65 mo. (-0.6/+0.3)	-	-	-	-
	Registered Implants: 27000										
	Malfunctions Only(%) (Confidence Interval)	99.99 (-0.0/+0.0)	99.97 (-0.0/+0.0)	99.96 (-0.0/+0.0)	99.96 (-0.0/+0.0)	99.90 (-0.2/+0.1)	99.90 @ 65 mo. (-0.2/+0.1)	-	-	-	-
	Effective Sample Size	23049	19977	14449	7138	1797	339	-	-	-	-

ADVANTIO/INGENIO/VITALIO SR

Models J062/J065/J172/J175/J272/
 J275/K062/K065/K082/K085/
 K172/K175/K182/K185/K272/
 K275/K282/K285

U.S. Survival Probability	Worldwide Malfunction Details	Product Advisories
---------------------------	-------------------------------	--------------------

ADVANTIO/INGENIO/VITALIO SR
 Models J062/J065/J172/J175/J272/
 J275/K062/K065/K082/K085/
 K172/K175/K182/K185/K272/
 K275/K282/K285



Worldwide Distribution: 85,000
Worldwide Confirmed Malfunctions: 21

	Without Compromised Therapy	With Compromised Therapy	Total
Electrical	5	5	10
⁴⁷ Low-voltage capacitors	3	1	
⁵⁰ Integrated circuit	2	3	
⁶⁰ Titanium case material	-	1	
Mechanical	-	-	0
Software	6	-	6
⁵¹ Memory errors	6	-	
Other	2	3	5
Non-patterned	2	3	
WW Confirmed Malfunctions	13	8	21

[More details](#) about malfunctions

[References](#) cited in table above

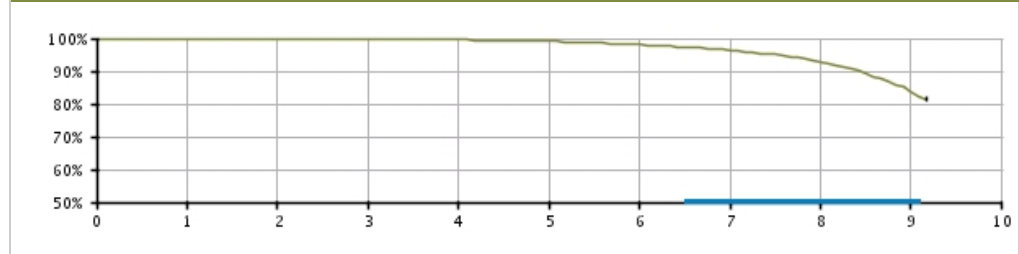
ALTRUA 60 DR

Model S602

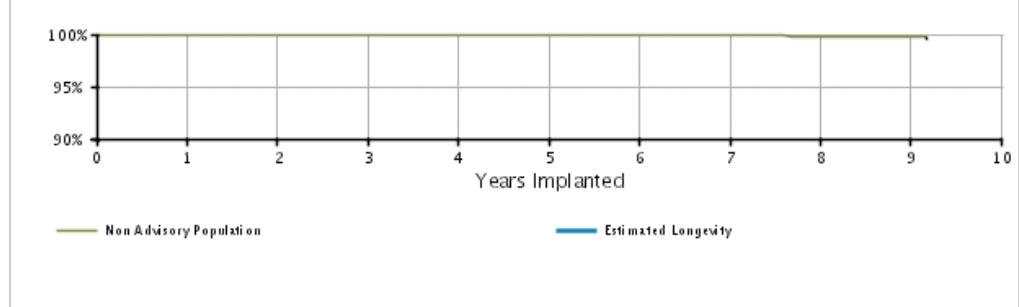
U.S. Survival Probability	Worldwide Malfunction Details	Product Advisories
----------------------------------	--------------------------------------	---------------------------

U.S. Summary	
U.S. Registered Implants: 22,000	U.S. Normal Battery Depletions: 1,016
U.S. Approval Date: April 2008	U.S. Unconfirmed Reports of Premature Battery Depletion : 6
U.S. Estimated Active Implants: 13,000	U.S. Malfunctions:23
	Without Compromised Therapy:21
	With Compromised Therapy:2

Battery Depletions and Malfunctions



Malfunctions Only




U.S. Survival Probability

	Year	1	2	3	4	5	6	7	8	9	10
Non Advisory Population	Depletions and Malfunctions(%)	99.99	99.94	99.85	99.53	99.02	98.03	96.42	92.93	83.88	78.39
	(Confidence Interval)	(-0.0/+0.0)	(-0.0/+0.0)	(-0.1/+0.0)	(-0.1/+0.1)	(-0.2/+0.2)	(-0.3/+0.2)	(-0.4/+0.3)	(-0.6/+0.5)	(-1.1/+1.0)	@ 113 mo. (-1.9/+1.7)
Registered Implants: 22000	Malfunctions Only(%)	99.99	99.98	99.98	99.98	99.98	99.97	99.91	99.79	99.66	99.58
	(Confidence Interval)	(-0.0/+0.0)	(-0.0/+0.0)	(-0.0/+0.0)	(-0.0/+0.0)	(-0.0/+0.0)	(-0.0/+0.0)	(-0.1/+0.0)	(-0.1/+0.1)	(-0.2/+0.1)	@ 113 mo. (-0.3/+0.2)
	Effective Sample Size	19608	17371	15340	13446	11662	9774	7689	5520	1893	358

ALTRUA 60 DR

Model S602

U.S. Survival Probability	Worldwide Malfunction Details	Product Advisories
---------------------------	-------------------------------	--------------------

ALTRUA 60 DR Model S602 			
Worldwide Distribution: 56,000			
Worldwide Confirmed Malfunctions: 33			
	Without Compromised Therapy	With Compromised Therapy	Total
Electrical	1	-	1
¹⁵ Capacitor	1	-	
Mechanical	1	1	2
¹⁶ Capacitor array	1	-	
⁴¹ Difficulty securing lead	-	1	
Software	-	-	0
Other	27	3	30
Non-patterned	2	2	
²⁶ Battery depletion	1	1	
⁴⁹ Battery status	24	-	
WW Confirmed Malfunctions	29	4	33

[More details](#) about malfunctions

[References](#) cited in table above

CRM PRODUCT PERFORMANCE REPORT Q1 2018

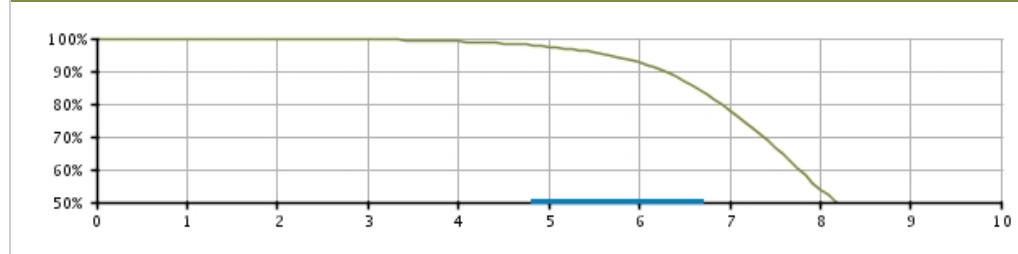
ALTRUA 60 DR (Downsize)

Model S603

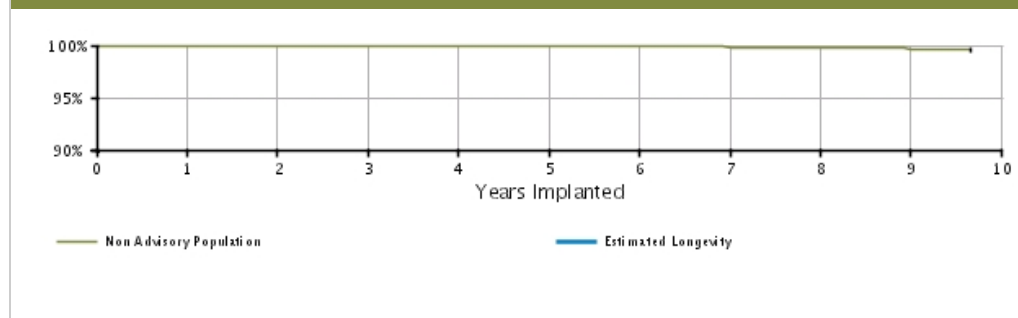
U.S. Survival Probability	Worldwide Malfunction Details	Product Advisories
---------------------------	-------------------------------	--------------------

U.S. Summary	
U.S. Registered Implants: 90,000	U.S. Normal Battery Depletions: 13,391
U.S. Approval Date: April 2008	U.S. Unconfirmed Reports of Premature Battery Depletion : 46
U.S. Estimated Active Implants: 42,000	U.S. Malfunctions:78
	Without Compromised Therapy:69
	With Compromised Therapy:9

Battery Depletions and Malfunctions



Malfunctions Only




U.S. Survival Probability

	Year	1	2	3	4	5	6	7	8	9	10
Non Advisory Population	Depletions and Malfunctions(%)	99.98	99.91	99.66	99.09	97.46	92.57	77.96	53.98	32.02	25.70
	(Confidence Interval)	(-0.0/+0.0)	(-0.0/+0.0)	(-0.0/+0.0)	(-0.1/+0.1)	(-0.1/+0.1)	(-0.2/+0.2)	(-0.5/+0.5)	(-0.7/+0.7)	(-1.1/+1.1)	@ 111 mo. (-1.3/+1.4)
Registered Implants: 90000	Malfunctions Only(%)	99.99	99.99	99.98	99.98	99.96	99.90	99.84	99.77	99.58	99.58
	(Confidence Interval)	(-0.0/+0.0)	(-0.0/+0.0)	(-0.0/+0.0)	(-0.0/+0.0)	(-0.0/+0.0)	(-0.0/+0.0)	(-0.0/+0.0)	(-0.1/+0.1)	(-0.3/+0.2)	@ 111 mo. (-0.3/+0.2)
	Effective Sample Size	79405	70671	62796	55521	47806	34846	18979	6575	934	344

ALTRUA 60 DR (Downsize)

Model S603

U.S. Survival Probability	Worldwide Malfunction Details	Product Advisories
----------------------------------	--------------------------------------	---------------------------

ALTRUA 60 DR (Downsize) Model S603 			
Worldwide Distribution: 132,000			
Worldwide Confirmed Malfunctions: 99			
	Without Compromised Therapy	With Compromised Therapy	Total
Electrical	5	8	13
¹⁵ Capacitor	4	7	
³⁰ Integrated circuit	1	1	
Mechanical	2	-	2
³⁹ Connector block	1	-	
⁴¹ Difficulty securing lead	1	-	
Software	-	-	0
Other	80	4	84
Non-patterned	3	3	
²¹ Magnet response	2	-	
²⁶ Battery depletion	3	1	
⁴⁹ Battery status	72	-	
WW Confirmed Malfunctions	87	12	99

[More details](#) about malfunctions

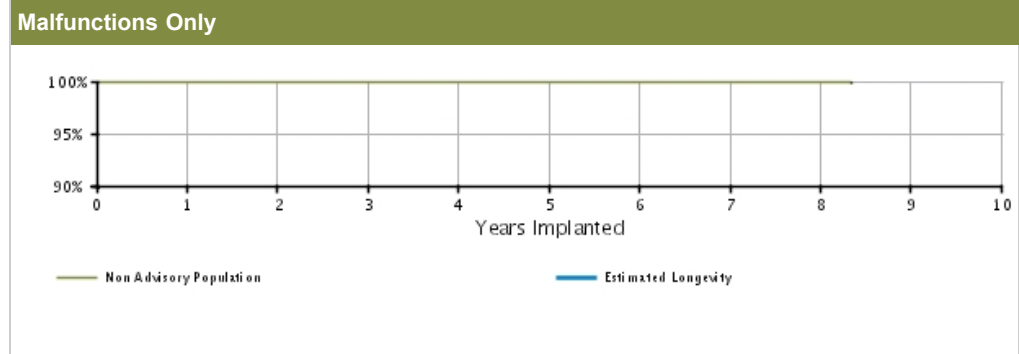
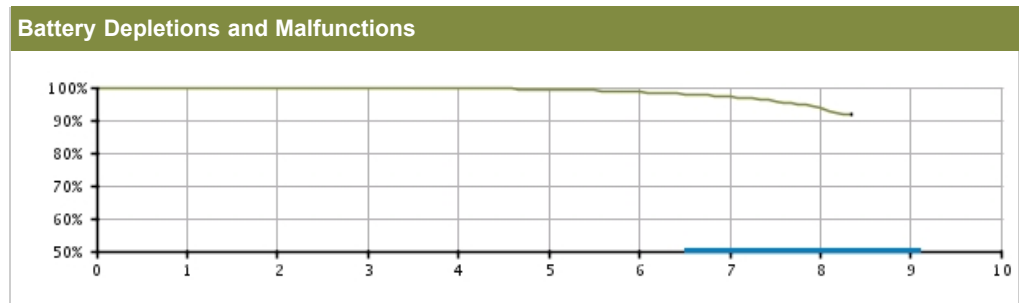
[References](#) cited in table above

ALTRUA 60 DR EL

Model S606

U.S. Survival Probability	Worldwide Malfunction Details	Product Advisories
---------------------------	-------------------------------	--------------------

U.S. Summary	
U.S. Registered Implants: 59,000	U.S. Normal Battery Depletions: 910
U.S. Approval Date: April 2008	U.S. Unconfirmed Reports of Premature Battery Depletion : 12
U.S. Estimated Active Implants: 39,000	U.S. Malfunctions:18
	Without Compromised Therapy:14
	With Compromised Therapy:4




U.S. Survival Probability											
	Year	1	2	3	4	5	6	7	8	9	10
Non Advisory Population	Depletions and Malfunctions(%) (Confidence Interval)	99.98 (-0.0/+0.0)	99.94 (-0.0/+0.0)	99.86 (-0.0/+0.0)	99.70 (-0.1/+0.0)	99.34 (-0.1/+0.1)	98.56 (-0.1/+0.1)	97.17 (-0.2/+0.2)	94.05 (-0.5/+0.5)	89.01 @ 103 mo. (-1.9/+1.6)	-
Registered Implants: 59000	Malfunctions Only(%) (Confidence Interval)	99.99 (-0.0/+0.0)	99.99 (-0.0/+0.0)	99.99 (-0.0/+0.0)	99.99 (-0.0/+0.0)	99.98 (-0.0/+0.0)	99.97 (-0.0/+0.0)	99.95 (-0.0/+0.0)	99.90 (-0.1/+0.0)	99.86 @ 103 mo. (-0.2/+0.1)	-
	Effective Sample Size	52723	46896	41635	36872	31974	22423	11260	2952	231	-

ALTRUA 60 DR EL

Model S606

U.S. Survival Probability	Worldwide Malfunction Details	Product Advisories
----------------------------------	--------------------------------------	---------------------------

ALTRUA 60 DR EL Model S606 			
Worldwide Distribution: 90,000			
Worldwide Confirmed Malfunctions: 21			
	Without Compromised Therapy	With Compromised Therapy	Total
Electrical	4	-	4
¹⁵ Capacitor	3	-	
¹⁷ Integrated circuit	1	-	
Mechanical	-	1	1
⁴¹ Difficulty securing lead	-	1	
Software	-	-	0
Other	13	3	16
Non-patterned	1	1	
²⁶ Battery depletion	-	2	
⁴⁹ Battery status	12	-	
WW Confirmed Malfunctions	17	4	21

[More details](#) about malfunctions

[References](#) cited in table above

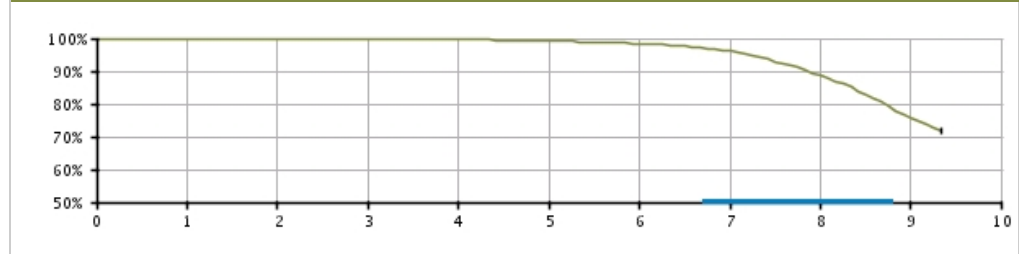
ALTRUA 60 SR

Model S601

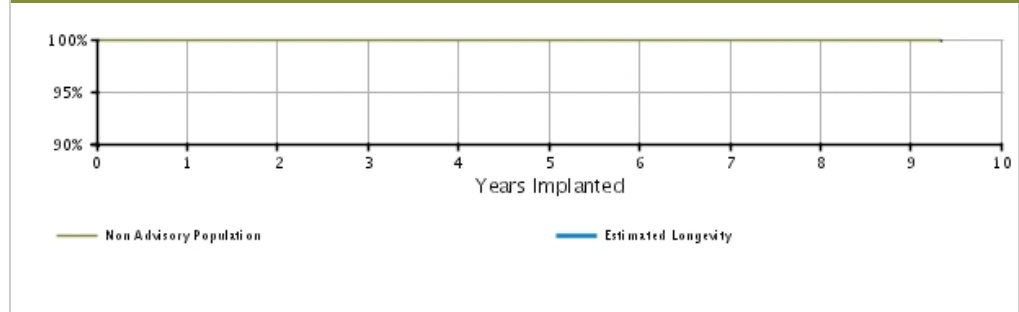
U.S. Survival Probability	Worldwide Malfunction Details	Product Advisories
----------------------------------	--------------------------------------	---------------------------

U.S. Summary	
U.S. Registered Implants: 32,000	U.S. Normal Battery Depletions: 1,111
U.S. Approval Date: April 2008	U.S. Unconfirmed Reports of Premature Battery Depletion : 4
U.S. Estimated Active Implants: 14,000	U.S. Malfunctions:12
	Without Compromised Therapy:10
	With Compromised Therapy:2

Battery Depletions and Malfunctions



Malfunctions Only




U.S. Survival Probability											
	Year	1	2	3	4	5	6	7	8	9	10
Non Advisory Population	Depletions and Malfunctions(%)	99.95	99.89	99.80	99.62	99.16	98.39	96.12	88.57	75.86	71.80
	(Confidence Interval)	(-0.0/+0.0)	(-0.0/+0.0)	(-0.1/+0.0)	(-0.1/+0.1)	(-0.1/+0.1)	(-0.2/+0.2)	(-0.4/+0.3)	(-0.8/+0.8)	(-1.8/+1.7)	@ 112 mo. (-2.5/+2.4)
Registered Implants: 32000	Malfunctions Only(%)	100.00	100.00	99.99	99.99	99.98	99.98	99.92	99.86	99.86	99.86
	(Confidence Interval)	(-0.0/+0.0)	(-0.0/+0.0)	(-0.0/+0.0)	(-0.0/+0.0)	(-0.0/+0.0)	(-0.0/+0.0)	(-0.1/+0.0)	(-0.1/+0.1)	(-0.1/+0.1)	@ 112 mo. (-0.1/+0.1)
	Effective Sample Size	26723	23527	20903	18498	15960	11752	7113	3219	677	210

ALTRUA 60 SR

Model S601

U.S. Survival Probability	Worldwide Malfunction Details	Product Advisories
---------------------------	-------------------------------	--------------------

ALTRUA 60 SR Model S601 			
Worldwide Distribution: 68,000			
Worldwide Confirmed Malfunctions: 22			
	Without Compromised Therapy	With Compromised Therapy	Total
Electrical	1	4	5
¹⁵ Capacitor	1	2	
³⁰ Integrated circuit	-	2	
Mechanical	-	-	0
Software	-	-	0
Other	14	3	17
Non-patterned	1	2	
²⁶ Battery depletion	-	1	
⁴⁹ Battery status	13	-	
WW Confirmed Malfunctions	15	7	22


[More details](#) about malfunctions

[References](#) cited in table above

ALTRUA 50 DR (Downsize)

Model S502

U.S. Survival Probability	Worldwide Malfunction Details	Product Advisories
----------------------------------	--------------------------------------	---------------------------

ALTRUA 50 DR (Downsize) Model S502 			
Worldwide Distribution: 48,000			
Worldwide Confirmed Malfunctions: 27			
	Without Compromised Therapy	With Compromised Therapy	Total
Electrical	3	1	4
¹⁵ Capacitor	2	1	
³⁰ Integrated circuit	1	-	
Mechanical	-	1	1
⁴¹ Difficulty securing lead	-	1	
Software	-	-	0
Other	22	-	22
Non-patterned	1	-	
²⁶ Battery depletion	2	-	
⁴⁹ Battery status	19	-	
WW Confirmed Malfunctions	25	2	27


[More details](#) about malfunctions

[References](#) cited in table above

ALTRUA 50 SR

Model S501

U.S. Survival Probability	Worldwide Malfunction Details	Product Advisories
---------------------------	-------------------------------	--------------------

ALTRUA 50 SR Model S501			
Worldwide Distribution: 25,000			
Worldwide Confirmed Malfunctions: 9			
	Without Compromised Therapy	With Compromised Therapy	Total
Electrical	1	4	5
¹⁵ Capacitor	1	4	
Mechanical	-	-	0
Software	-	-	0
Other	1	3	4
Non-patterned	-	1	
²⁶ Battery depletion	-	2	
⁴⁹ Battery status	1	-	
WW Confirmed Malfunctions	2	7	9

[More details](#) about malfunctions

[References](#) cited in table above

ALTRUA 50 DDD (Downsize)

Model S503

U.S. Survival Probability	Worldwide Malfunction Details	Product Advisories
---------------------------	-------------------------------	--------------------

ALTRUA 50 DDD (Downsize)
Model S503

Worldwide Distribution: 12,000
Worldwide Confirmed Malfunctions: 9

	Without Compromised Therapy	With Compromised Therapy	Total
Electrical	-	-	0
Mechanical	-	-	0
Software	-	-	0
Other	6	3	9
Non-patterned	-	-	
²⁶ Battery depletion	-	3	
⁴⁹ Battery status	6	-	
WW Confirmed Malfunctions	6	3	9

[More details](#) about malfunctions

[References](#) cited in table above

ALTRUA 50 VDD (Downsize)

Model S504

U.S. Survival Probability	Worldwide Malfunction Details	Product Advisories
---------------------------	-------------------------------	--------------------

ALTRUA 50 VDD (Downsize)
Model S504

Worldwide Distribution: 6,000
Worldwide Confirmed Malfunctions: 2

	Without Compromised Therapy	With Compromised Therapy	Total
Electrical	-	-	0
Mechanical	-	-	0
Software	-	-	0
Other	2	-	2
Non-patterned	-	-	
⁴⁹ Battery status	2	-	
WW Confirmed Malfunctions	2	0	2


[More details](#) about malfunctions

[References](#) cited in table above

ALTRUA 50 SSI

Model S508

U.S. Survival Probability	Worldwide Malfunction Details	Product Advisories
----------------------------------	--------------------------------------	---------------------------

ALTRUA 50 SSI Model S508 			
Worldwide Distribution: 6,000			
Worldwide Confirmed Malfunctions: 4			
	Without Compromised Therapy	With Compromised Therapy	Total
Electrical	-	-	0
Mechanical	-	-	0
Software	-	-	0
Other	3	1	4
Non-patterned	-	-	
²⁶ Battery depletion	-	1	
⁴⁹ Battery status	3	-	
WW Confirmed Malfunctions	3	1	4

[More details](#) about malfunctions

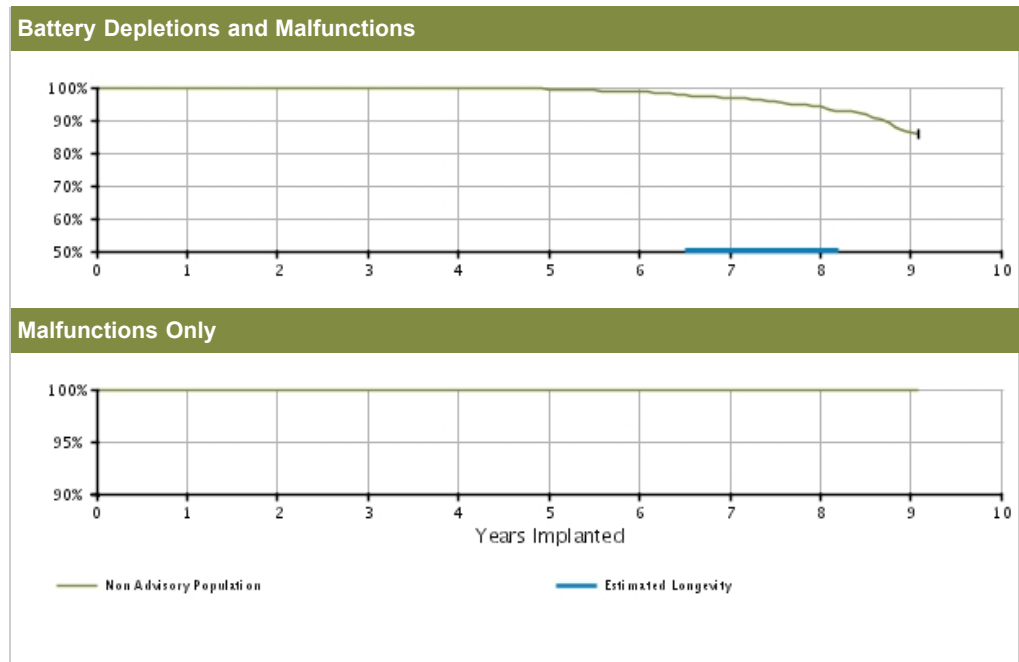
[References](#) cited in table above

ALTRUA 40 DR

Model S402

U.S. Survival Probability	Worldwide Malfunction Details	Product Advisories
----------------------------------	--------------------------------------	---------------------------

U.S. Summary	
U.S. Registered Implants: 2,000	U.S. Normal Battery Depletions: 93
U.S. Approval Date: April 2008	U.S. Unconfirmed Reports of Premature Battery Depletion : 1
U.S. Estimated Active Implants: 1,000	U.S. Malfunctions:0
	Without Compromised Therapy:0
	With Compromised Therapy:0




U.S. Survival Probability											
	Year	1	2	3	4	5	6	7	8	9	10
Non Advisory Population	Depletions and Malfunctions(%) (Confidence Interval)	99.93 (-0.4/+0.1)	99.93 (-0.4/+0.1)	99.93 (-0.4/+0.1)	99.66 (-0.6/+0.2)	99.45 (-0.7/+0.3)	98.66 (-1.0/+0.6)	96.78 (-1.4/+1.0)	94.07 (-1.9/+1.5)	86.25 (-3.1/+2.6)	85.88 @ 109 mo. (-3.2/+2.7)
	Registered Implants: 2000										
	Malfunctions Only(%) (Confidence Interval)	100.00 (-0.0/+0.0)	100.00 (-0.0/+0.0)	100.00 (-0.0/+0.0)	100.00 (-0.0/+0.0)	100.00 (-0.0/+0.0)	100.00 (-0.0/+0.0)	100.00 (-0.0/+0.0)	100.00 (-0.0/+0.0)	100.00 (-0.0/+0.0)	100.00 @ 109 mo. (-0.0/+0.0)
	Effective Sample Size	1517	1346	1194	1064	945	835	728	621	276	235

ALTRUA 40 DR

Model S402

U.S. Survival Probability	Worldwide Malfunction Details	Product Advisories
---------------------------	-------------------------------	--------------------

ALTRUA 40 DR Model S402			
Worldwide Distribution: 3,000			
Worldwide Confirmed Malfunctions: 1			
	Without Compromised Therapy	With Compromised Therapy	Total
Electrical	-	-	0
Mechanical	-	-	0
Software	-	-	0
Other	-	1	1
Non-patterned	-	-	
²⁶ Battery depletion	-	1	
WW Confirmed Malfunctions	0	1	1

[More details](#) about malfunctions

[References](#) cited in table above

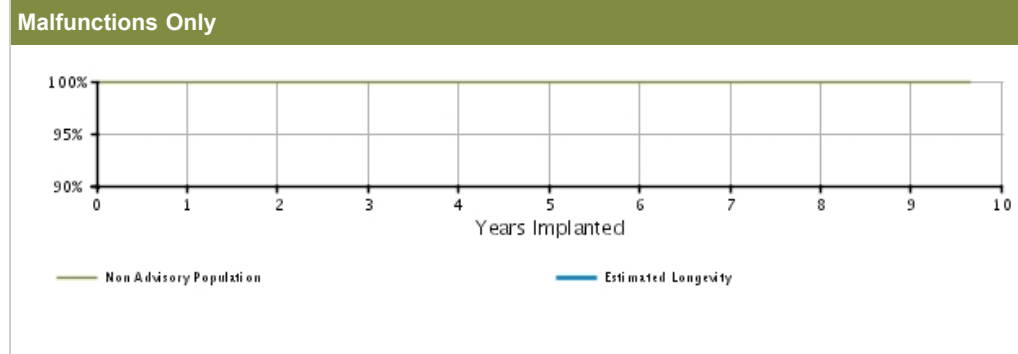
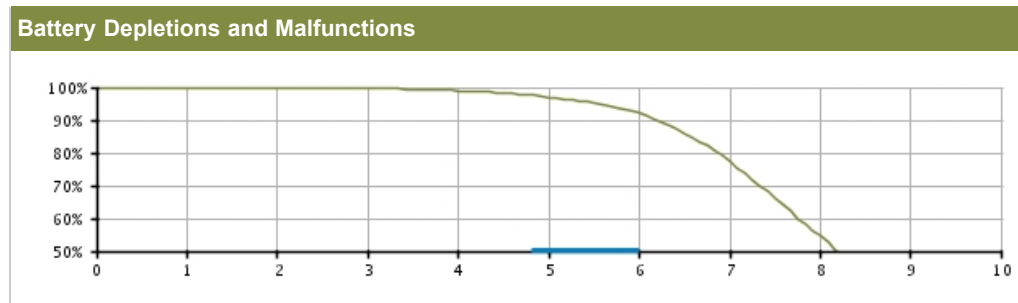
CRM PRODUCT PERFORMANCE REPORT Q1 2018

ALTRUA 40 DR (downsize)

Model S403

U.S. Survival Probability	Worldwide Malfunction Details	Product Advisories
---------------------------	-------------------------------	--------------------

U.S. Summary	
U.S. Registered Implants: 14,000	U.S. Normal Battery Depletions: 2,118
U.S. Approval Date: April 2008	U.S. Unconfirmed Reports of Premature Battery Depletion : 4
U.S. Estimated Active Implants: 6,000	U.S. Malfunctions:3
	Without Compromised Therapy:3
	With Compromised Therapy:0



U.S. Survival Probability											
	Year	1	2	3	4	5	6	7	8	9	10
Non Advisory Population	Depletions and Malfunctions(%) (Confidence Interval)	99.98 (-0.0/+0.0)	99.91 (-0.1/+0.0)	99.69 (-0.1/+0.1)	98.95 (-0.2/+0.2)	96.96 (-0.4/+0.3)	92.06 (-0.6/+0.6)	77.45 (-1.2/+1.1)	54.82 (-1.8/+1.8)	36.96 @ 106 mo. (-2.5/+2.6)	-
Registered Implants: 14000	Malfunctions Only(%) (Confidence Interval)	99.99 (-0.0/+0.0)	99.99 (-0.0/+0.0)	99.99 (-0.0/+0.0)	99.98 (-0.1/+0.0)	99.97 (-0.1/+0.0)	99.97 (-0.1/+0.0)	99.97 (-0.1/+0.0)	99.97 (-0.1/+0.0)	99.97 @ 106 mo. (-0.1/+0.0)	-
	Effective Sample Size	12514	11156	9913	8778	7660	5721	2993	962	222	-

ALTRUA 40 DR (downsize)

Model S403

U.S. Survival Probability	Worldwide Malfunction Details	Product Advisories
---------------------------	-------------------------------	--------------------

ALTRUA 40 DR (downsize)
Model S403

Worldwide Distribution: 22,000
Worldwide Confirmed Malfunctions: 4

	Without Compromised Therapy	With Compromised Therapy	Total
Electrical	-	-	0
Mechanical	2	-	2
⁴⁰ Seal plug	1	-	
⁴¹ Difficulty securing lead	1	-	
Software	-	-	0
Other	2	-	2
Non-patterned	-	-	
⁴⁹ Battery status	2	-	
WW Confirmed Malfunctions	4	0	4

[More details](#) about malfunctions

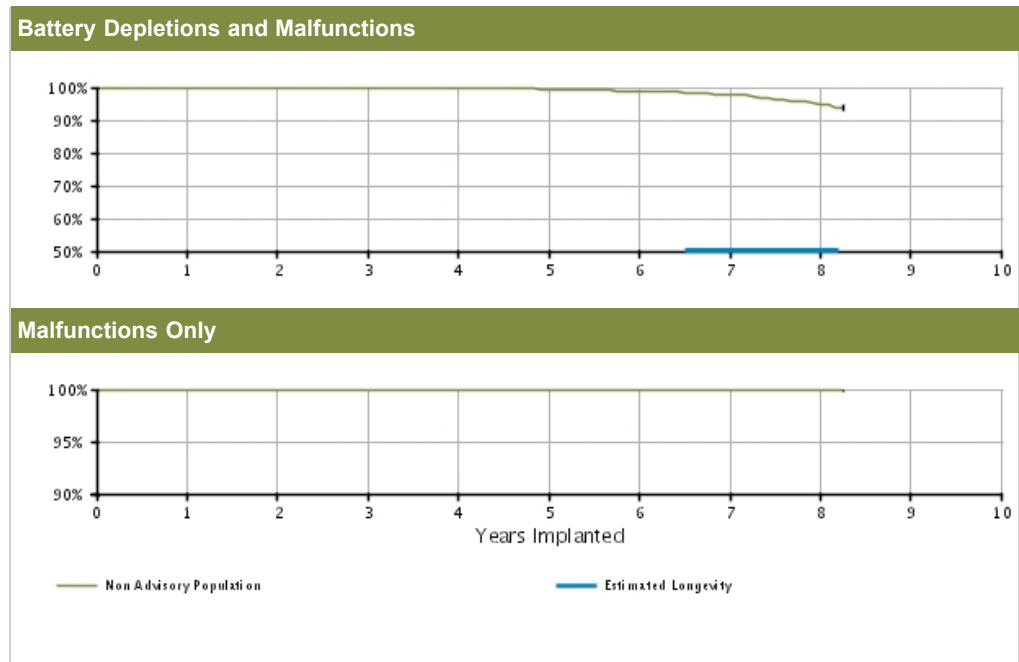
[References](#) cited in table above

ALTRUA 40 DR EL

Model S404

U.S. Survival Probability	Worldwide Malfunction Details	Product Advisories
---------------------------	-------------------------------	--------------------

U.S. Summary	
U.S. Registered Implants: 5,000	U.S. Normal Battery Depletions: 76
U.S. Approval Date: April 2008	U.S. Unconfirmed Reports of Premature Battery Depletion : 2
U.S. Estimated Active Implants: 3,000	U.S. Malfunctions:1
	Without Compromised Therapy:1
	With Compromised Therapy:0



U.S. Survival Probability		Year	1	2	3	4	5	6	7	8	9	10
Non Advisory Population	Depletions and Malfunctions(%)	100.00	99.97	99.92	99.68	99.41	98.68	97.84	94.80	93.82	—	—
	(Confidence Interval)	(-0.0/+0.0)	(-0.2/+0.0)	(-0.2/+0.1)	(-0.3/+0.1)	(-0.3/+0.2)	(-0.5/+0.4)	(-0.7/+0.5)	(-1.6/+1.2)	@ 99 mo. (-2.0/+1.6)		
Registered Implants: 5000	Malfunctions Only(%)	100.00	100.00	100.00	100.00	100.00	99.96	99.96	99.96	99.96	—	—
	(Confidence Interval)	(-0.0/+0.0)	(-0.0/+0.0)	(-0.0/+0.0)	(-0.0/+0.0)	(-0.0/+0.0)	(-0.2/+0.0)	(-0.2/+0.0)	(-0.2/+0.0)	@ 99 mo. (-0.2/+0.0)		
	Effective Sample Size	4474	3985	3561	3161	2794	2113	1212	393	210	—	—

ALTRUA 40 DR EL

Model S404

U.S. Survival Probability	Worldwide Malfunction Details	Product Advisories
---------------------------	-------------------------------	--------------------

ALTRUA 40 DR EL
Model S404

Worldwide Distribution: 11,000
Worldwide Confirmed Malfunctions: 2

	Without Compromised Therapy	With Compromised Therapy	Total
Electrical	1	-	1
¹⁵ Capacitor	1	-	
Mechanical	-	-	0
Software	-	-	0
Other	1	-	1
Non-patterned	-	-	
⁴⁹ Battery status	1	-	
WW Confirmed Malfunctions	2	0	2

[More details](#) about malfunctions

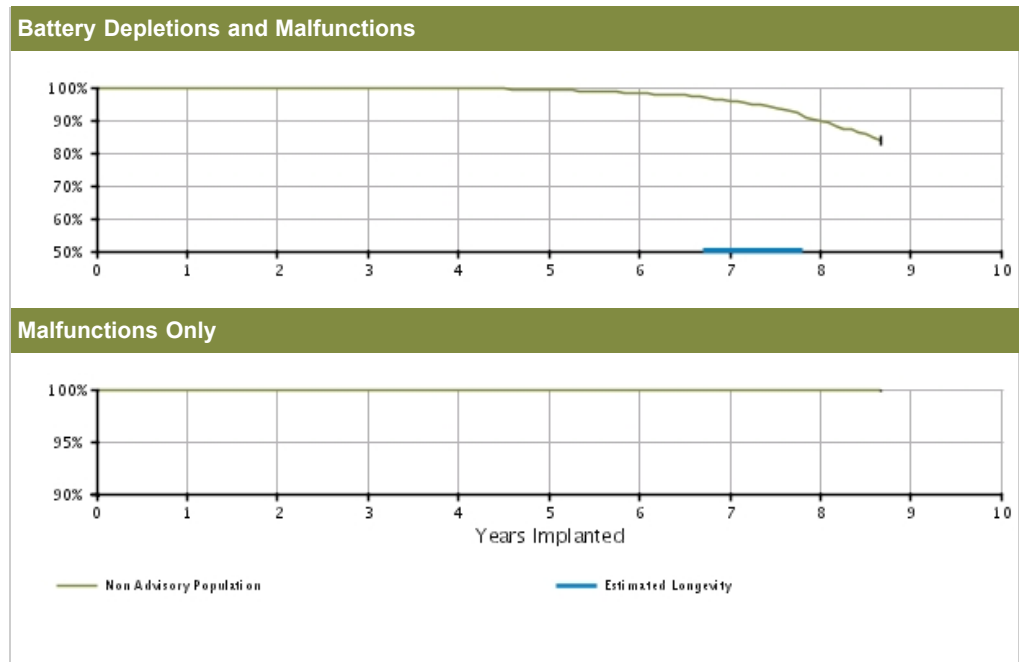
[References](#) cited in table above

ALTRUA 40 SR

Model S401

U.S. Survival Probability	Worldwide Malfunction Details	Product Advisories
---------------------------	-------------------------------	--------------------

U.S. Summary	
U.S. Registered Implants: 5,000	U.S. Normal Battery Depletions: 149
U.S. Approval Date: April 2008	U.S. Unconfirmed Reports of Premature Battery Depletion : 0
U.S. Estimated Active Implants: 2,000	U.S. Malfunctions:2
	Without Compromised Therapy:2
	With Compromised Therapy:0




U.S. Survival Probability											
	Year	1	2	3	4	5	6	7	8	9	10
Non Advisory Population	Depletions and Malfunctions(%) (Confidence Interval)	99.91 (-0.2/+0.1)	99.91 (-0.2/+0.1)	99.88 (-0.2/+0.1)	99.66 (-0.3/+0.2)	99.31 (-0.4/+0.2)	98.17 (-0.6/+0.5)	95.98 (-1.1/+0.8)	89.59 (-2.2/+1.8)	83.67 @ 104 mo. (-3.3/+2.9)	-
	Malfunctions Only(%) (Confidence Interval)	99.98 (-0.2/+0.0)	99.98 (-0.2/+0.0)	99.98 (-0.2/+0.0)	99.94 (-0.2/+0.0)	99.94 (-0.2/+0.0)	99.94 (-0.2/+0.0)	99.94 (-0.2/+0.0)	99.94 (-0.2/+0.0)	99.94 (-0.2/+0.0)	99.94 @ 104 mo. (-0.2/+0.0)
Registered Implants: 5000	Effective Sample Size	3952	3459	3029	2693	2378	1826	1089	505	214	-

ALTRUA 40 SR

Model S401

U.S. Survival Probability	Worldwide Malfunction Details	Product Advisories
---------------------------	-------------------------------	--------------------

ALTRUA 40 SR Model S401			
Worldwide Distribution: 9,000			
Worldwide Confirmed Malfunctions: 3			
	Without Compromised Therapy	With Compromised Therapy	Total
Electrical	2	1	3
¹⁵ Capacitor	2	-	
³⁰ Integrated circuit	-	1	
Mechanical	-	-	0
Software	-	-	0
Other	-	-	0
Non-patterned	-	-	
WW Confirmed Malfunctions	2	1	3

[More details](#) about malfunctions

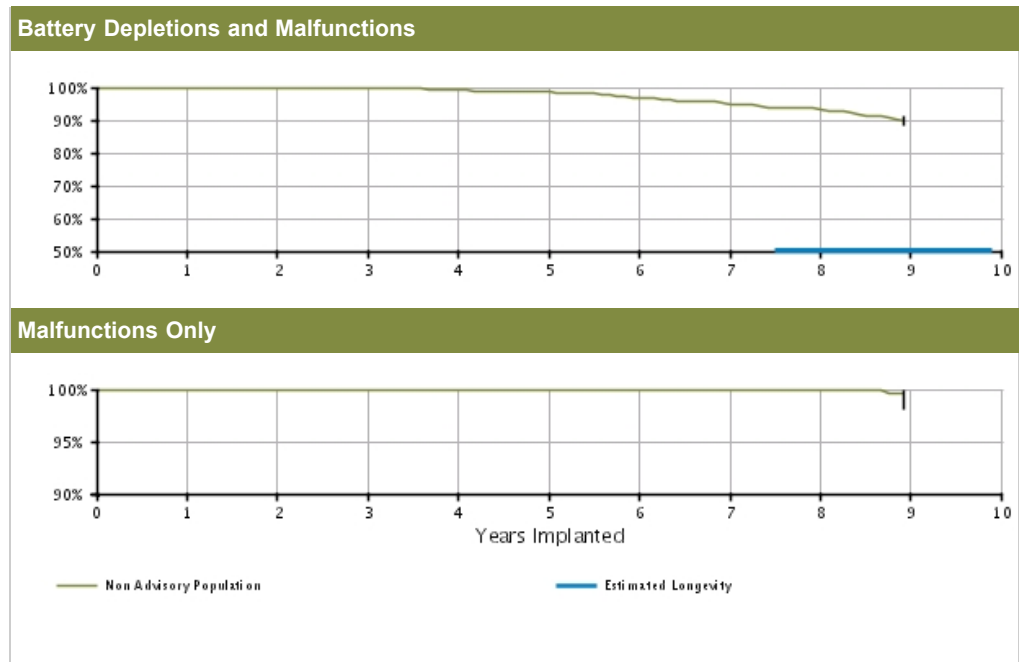
[References](#) cited in table above

ALTRUA 20 DR

Models S202/S205

U.S. Survival Probability	Worldwide Malfunction Details	Product Advisories
---------------------------	-------------------------------	--------------------

U.S. Summary	
U.S. Registered Implants: 2,000	U.S. Normal Battery Depletions: 66
U.S. Approval Date: April 2008	U.S. Unconfirmed Reports of Premature Battery Depletion : 0
U.S. Estimated Active Implants: 1,000	U.S. Malfunctions:2
	Without Compromised Therapy:1
	With Compromised Therapy:1




U.S. Survival Probability		Year	1	2	3	4	5	6	7	8	9	10
Non Advisory Population	Depletions and Malfunctions(%)	100.00	99.93	99.69	99.23	98.60	96.82	94.86	93.19	89.86	—	—
	(Confidence Interval)	(-0.0/+0.0)	(-0.4/+0.1)	(-0.5/+0.2)	(-0.7/+0.4)	(-0.9/+0.6)	(-1.4/+1.0)	(-1.8/+1.3)	(-2.1/+1.6)	@ 107 mo. (-2.9/+2.3)	—	—
Registered Implants: 2000	Malfunctions Only(%)	100.00	100.00	100.00	99.91	99.91	99.91	99.91	99.91	99.60	—	—
	(Confidence Interval)	(-0.0/+0.0)	(-0.0/+0.0)	(-0.0/+0.0)	(-0.5/+0.1)	(-0.5/+0.1)	(-0.5/+0.1)	(-0.5/+0.1)	(-0.5/+0.1)	@ 107 mo. (-1.5/+0.3)	—	—
	Effective Sample Size	1546	1358	1168	1003	855	719	581	461	223	—	—

ALTRUA 20 DR

Models S202/S205

U.S. Survival Probability	Worldwide Malfunction Details	Product Advisories
----------------------------------	--------------------------------------	---------------------------

ALTRUA 20 DR Models S202/S205 			
Worldwide Distribution: 3,000			
Worldwide Confirmed Malfunctions: 3			
	Without Compromised Therapy	With Compromised Therapy	Total
Electrical	-	-	0
Mechanical	-	-	0
Software	-	-	0
Other	2	1	3
Non-patterned	-	-	
²⁶ Battery depletion	-	1	
⁴⁴ Magnet rate	1	-	
⁴⁹ Battery status	1	-	
WW Confirmed Malfunctions	2	1	3

[More details](#) about malfunctions

[References](#) cited in table above

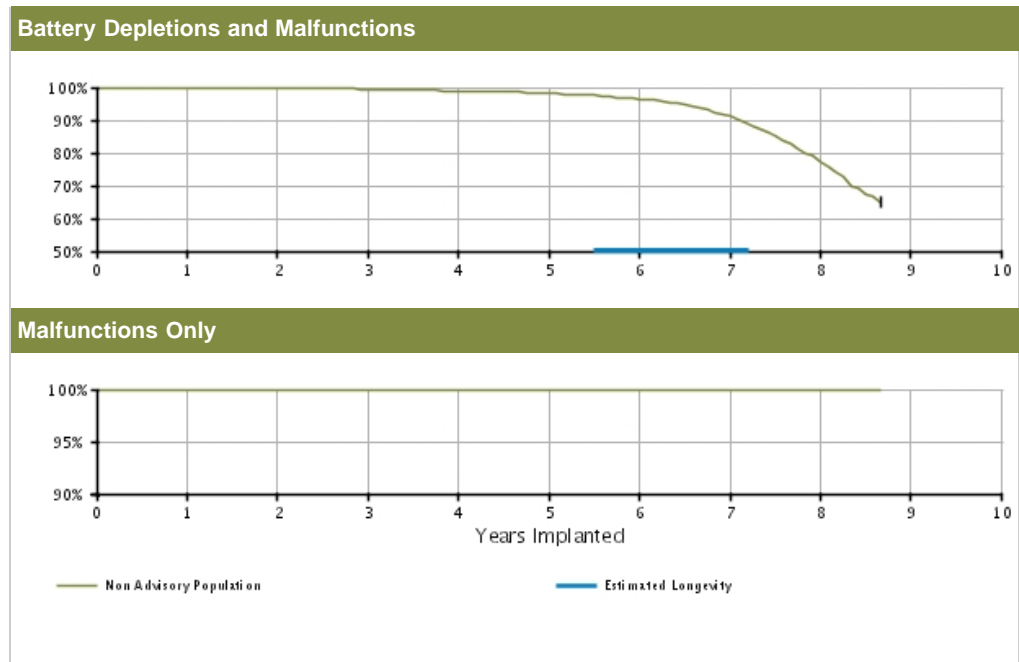
CRM PRODUCT PERFORMANCE REPORT Q1 2018

ALTRUA 20 DR (downsize)

Model S203

U.S. Survival Probability	Worldwide Malfunction Details	Product Advisories
---------------------------	-------------------------------	--------------------

U.S. Summary	
U.S. Registered Implants: 5,000	U.S. Normal Battery Depletions: 396
U.S. Approval Date: April 2008	U.S. Unconfirmed Reports of Premature Battery Depletion : 3
U.S. Estimated Active Implants: 2,000	U.S. Malfunctions:0
	Without Compromised Therapy:0
	With Compromised Therapy:0



U.S. Survival Probability											
	Year	1	2	3	4	5	6	7	8	9	10
Non Advisory Population	Depletions and Malfunctions(%)	99.98	99.83	99.42	98.87	98.17	96.38	91.02	77.11	64.93	-
	(Confidence Interval)	(-0.1/+0.0)	(-0.2/+0.1)	(-0.3/+0.2)	(-0.4/+0.3)	(-0.5/+0.4)	(-0.8/+0.6)	(-1.4/+1.2)	(-2.6/+2.4)	@ 104 mo. (-3.7/+3.6)	
Registered Implants: 5000	Malfunctions Only(%)	100.00	100.00	100.00	100.00	100.00	100.00	100.00	100.00	100.00	-
	(Confidence Interval)	(-0.0/+0.0)	(-0.0/+0.0)	(-0.0/+0.0)	(-0.0/+0.0)	(-0.0/+0.0)	(-0.0/+0.0)	(-0.0/+0.0)	(-0.0/+0.0)	@ 104 mo. (-0.0/+0.0)	
	Effective Sample Size	4401	3886	3452	3059	2701	2114	1287	536	202	-

ALTRUA 20 DR (downsize)

Model S203

U.S. Survival Probability	Worldwide Malfunction Details	Product Advisories
---------------------------	-------------------------------	--------------------

ALTRUA 20 DR (downsize)
Model S203

Worldwide Distribution: 16,000
Worldwide Confirmed Malfunctions: 3

	Without Compromised Therapy	With Compromised Therapy	Total
Electrical	2	-	2
¹⁵ Capacitor	2	-	
Mechanical	-	-	0
Software	-	-	0
Other	-	1	1
Non-patterned	-	-	
²⁶ Battery depletion	-	1	
WW Confirmed Malfunctions	2	1	3

[More details](#) about malfunctions

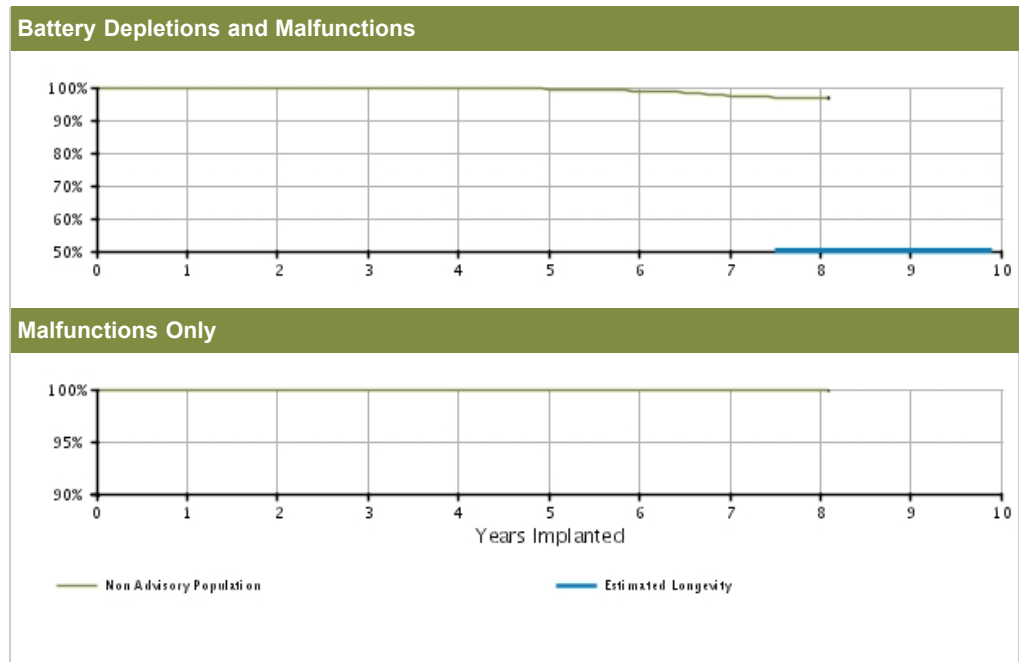
[References](#) cited in table above

ALTRUA 20 DR EL

Model S208

U.S. Survival Probability	Worldwide Malfunction Details	Product Advisories
---------------------------	-------------------------------	--------------------

U.S. Summary	
U.S. Registered Implants: 3,000	U.S. Normal Battery Depletions: 38
U.S. Approval Date: April 2008	U.S. Unconfirmed Reports of Premature Battery Depletion : 0
U.S. Estimated Active Implants: 2,000	U.S. Malfunctions:1
	Without Compromised Therapy:0
	With Compromised Therapy:1




U.S. Survival Probability		Year	1	2	3	4	5	6	7	8	9	10
Non Advisory Population	Depletions and Malfunctions(%) (Confidence Interval)	99.93 (-0.2/+0.0)	99.86 (-0.2/+0.1)	99.77 (-0.3/+0.1)	99.62 (-0.3/+0.2)	99.46 (-0.4/+0.2)	98.91 (-0.6/+0.4)	97.46 (-1.1/+0.8)	96.73 (-1.4/+1.0)	96.73 @ 97 mo. (-1.4/+1.0)	-	-
	Malfunctions Only(%) (Confidence Interval)	99.97 (-0.2/+0.0)	99.97 (-0.2/+0.0)	99.97 (-0.2/+0.0)	99.97 (-0.2/+0.0)	99.97 (-0.2/+0.0)	99.97 (-0.2/+0.0)	99.97 (-0.2/+0.0)	99.97 (-0.2/+0.0)	99.97 (-0.2/+0.0)	99.97 @ 97 mo. (-0.2/+0.0)	-
Registered Implants: 3000	Effective Sample Size	2771	2466	2188	1954	1730	1300	724	249	214	-	-

ALTRUA 20 DR EL

Model S208

U.S. Survival Probability	Worldwide Malfunction Details	Product Advisories
----------------------------------	--------------------------------------	---------------------------

ALTRUA 20 DR EL
Model S208



Worldwide Distribution: 11,000
Worldwide Confirmed Malfunctions: 3

	Without Compromised Therapy	With Compromised Therapy	Total
Electrical	-	2	2
¹⁵ Capacitor	-	2	
Mechanical	-	-	0
Software	-	-	0
Other	-	1	1
Non-patterned	-	1	
WW Confirmed Malfunctions	0	3	3

[More details](#) about malfunctions

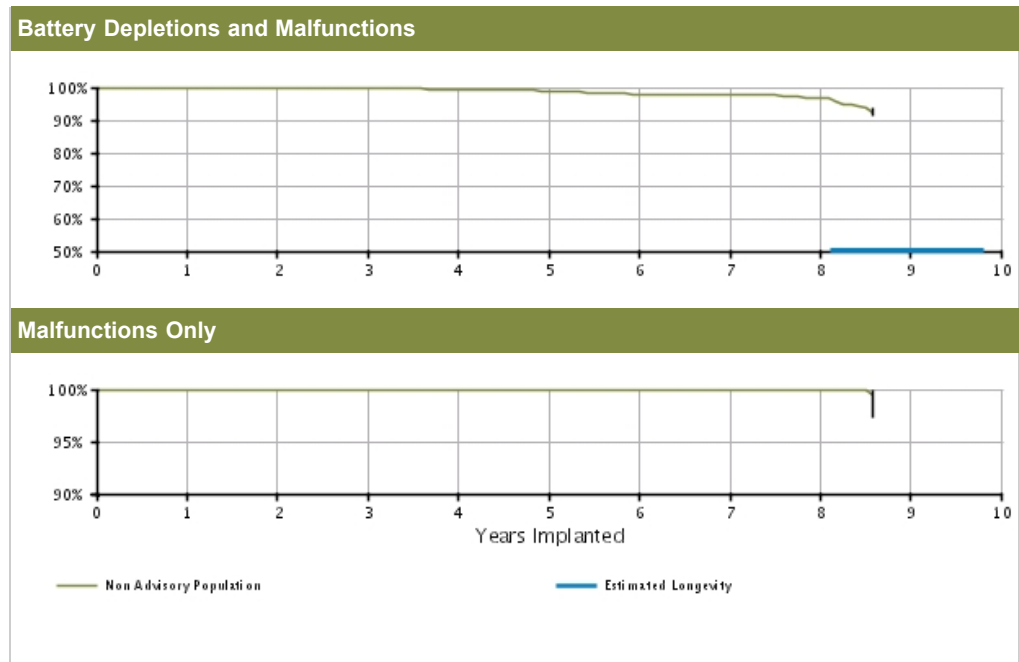
[References](#) cited in table above

ALTRUA 20 SR

Models S201/S204

U.S. Survival Probability	Worldwide Malfunction Details	Product Advisories
----------------------------------	--------------------------------------	---------------------------

U.S. Summary	
U.S. Registered Implants: 5,000	U.S. Normal Battery Depletions: 67
U.S. Approval Date: April 2008	U.S. Unconfirmed Reports of Premature Battery Depletion : 1
U.S. Estimated Active Implants: 2,000	U.S. Malfunctions:2
	Without Compromised Therapy:2
	With Compromised Therapy:0




U.S. Survival Probability											
	Year	1	2	3	4	5	6	7	8	9	10
Non Advisory Population	Depletions and Malfunctions(%) (Confidence Interval)	99.95 (-0.2/+0.0)	99.89 (-0.2/+0.1)	99.68 (-0.3/+0.2)	99.34 (-0.4/+0.2)	98.76 (-0.5/+0.4)	97.88 (-0.7/+0.5)	97.54 (-0.8/+0.6)	96.64 (-1.2/+0.9)	92.48 @ 103 mo. (-2.9/+2.1)	-
	Registered Implants: 5000										
	Malfunctions Only(%) (Confidence Interval)	100.00 (-0.0/+0.0)	100.00 (-0.0/+0.0)	100.00 (-0.0/+0.0)	100.00 (-0.0/+0.0)	100.00 (-0.0/+0.0)	99.94 (-0.3/+0.0)	99.94 (-0.3/+0.0)	99.94 (-0.3/+0.0)	99.50 @ 103 mo. (-2.3/+0.4)	-
	Effective Sample Size	3613	3075	2624	2274	1946	1493	929	440	225	-

ALTRUA 20 SR

Models S201/S204

U.S. Survival Probability	Worldwide Malfunction Details	Product Advisories
---------------------------	-------------------------------	--------------------

ALTRUA 20 SR Models S201/S204 			
Worldwide Distribution: 24,000			
Worldwide Confirmed Malfunctions: 4			
	Without Compromised Therapy	With Compromised Therapy	Total
Electrical	1	-	1
¹⁵ Capacitor	1	-	
Mechanical	-	-	0
Software	-	-	0
Other	2	1	3
Non-patterned	-	1	
⁴⁹ Battery status	2	-	
WW Confirmed Malfunctions	3	1	4


[More details](#) about malfunctions

[References](#) cited in table above

ALTRUA 20 SSI

Model S206

U.S. Survival Probability	Worldwide Malfunction Details	Product Advisories
---------------------------	-------------------------------	--------------------

ALTRUA 20 SSI Model S206			
Worldwide Distribution: 8,000			
Worldwide Confirmed Malfunctions: 0			
	Without Compromised Therapy	With Compromised Therapy	Total
Electrical	-	-	0
Mechanical	-	-	0
Software	-	-	0
Other	-	-	0
Non-patterned	-	-	
WW Confirmed Malfunctions	0	0	0


[More details](#) about malfunctions

[References](#) cited in table above

ALTRUA 20 DDD

Model S207

U.S. Survival Probability	Worldwide Malfunction Details	Product Advisories
----------------------------------	--------------------------------------	---------------------------

ALTRUA 20 DDD Model S207 			
Worldwide Distribution: 1,000			
Worldwide Confirmed Malfunctions: 0			
	Without Compromised Therapy	With Compromised Therapy	Total
Electrical	-	-	0
Mechanical	-	-	0
Software	-	-	0
Other	-	-	0
Non-patterned	-	-	
WW Confirmed Malfunctions	0	0	0

[More details](#) about malfunctions

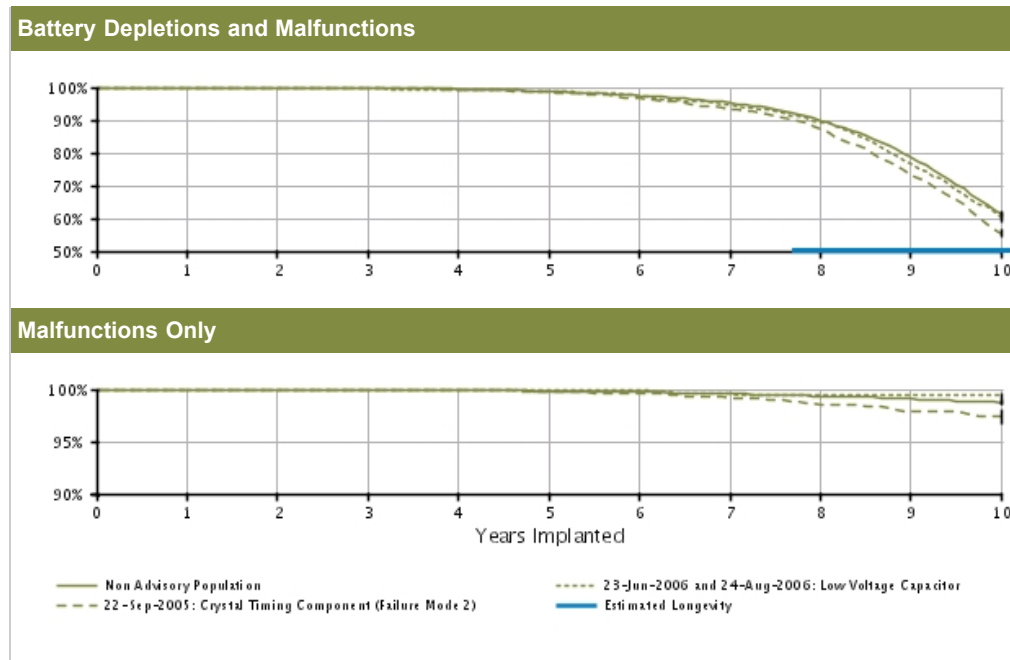
[References](#) cited in table above

INSIGNIA Ultra DR

Model 1291

U.S. Survival Probability	Worldwide Malfunction Details	Product Advisories
----------------------------------	--------------------------------------	---------------------------

U.S. Summary	
U.S. Registered Implants: 32,000	U.S. Normal Battery Depletions: 5,978
U.S. Approval Date: November 2003	U.S. Unconfirmed Reports of Premature Battery Depletion : 20
U.S. Estimated Active Implants: 9,000	U.S. Malfunctions:194
	Without Compromised Therapy:180
	With Compromised Therapy:14



U.S. Survival Probability		Year	1	2	3	4	5	6	7	8	9	10
Non Advisory Population Registered Implants: 24000	Depletions and Malfunctions(%) (Confidence Interval)	99.98 (-0.0/+0.0)	99.94 (-0.0/+0.0)	99.83 (-0.1/+0.0)	99.50 (-0.1/+0.1)	98.71 (-0.2/+0.2)	97.43 (-0.3/+0.3)	95.30 (-0.4/+0.4)	89.76 (-0.6/+0.6)	78.55 (-0.9/+0.8)	61.04 (-1.1/+1.1)	
	Malfunctions Only(%) (Confidence Interval)	99.99 (-0.0/+0.0)	99.97 (-0.0/+0.0)	99.95 (-0.0/+0.0)	99.92 (-0.1/+0.0)	99.82 (-0.1/+0.1)	99.73 (-0.1/+0.1)	99.56 (-0.1/+0.1)	99.36 (-0.2/+0.1)	99.07 (-0.2/+0.2)	98.74 (-0.3/+0.2)	
	Effective Sample Size	21001	18656	16557	14647	12903	11295	9790	8151	6260	2930	
23-Jun-06 and 24-Aug-06 Low Voltage Capacitor* Registered Implants: 2000	Depletions and Malfunctions(%) (Confidence Interval)	99.90 (-0.3/+0.1)	99.79 (-0.3/+0.1)	99.59 (-0.5/+0.2)	99.30 (-0.6/+0.3)	98.80 (-0.7/+0.5)	97.47 (-1.1/+0.8)	94.62 (-1.5/+1.2)	89.39 (-2.2/+1.8)	76.96 (-3.1/+2.8)	60.37 (-3.7/+3.6)	
	Malfunctions Only(%) (Confidence Interval)	99.95 (-0.3/+0.0)	99.95 (-0.3/+0.0)	99.95 (-0.3/+0.0)	99.95 (-0.3/+0.0)	99.95 (-0.3/+0.0)	99.95 (-0.3/+0.0)	99.63 (-0.6/+0.2)	99.38 (-0.8/+0.3)	99.38 (-0.8/+0.3)	99.38 (-0.8/+0.3)	
	Effective Sample Size	1877	1658	1459	1286	1131	984	843	692	519	349	
22-Sep-05 Crystal Timing Component (Failure Mode 2)* Registered Implants: 6000	Depletions and Malfunctions(%) (Confidence Interval)	99.98 (-0.1/+0.0)	99.91 (-0.1/+0.1)	99.76 (-0.2/+0.1)	99.35 (-0.3/+0.2)	98.51 (-0.4/+0.3)	96.58 (-0.7/+0.6)	93.41 (-0.9/+0.8)	87.17 (-1.3/+1.2)	73.46 (-1.8/+1.7)	55.47 (-2.1/+2.1)	
	Malfunctions Only(%) (Confidence Interval)	99.98 (-0.1/+0.0)	99.91 (-0.1/+0.1)	99.76 (-0.2/+0.1)	99.35 (-0.3/+0.2)	98.51 (-0.4/+0.3)	96.58 (-0.7/+0.6)	93.41 (-0.9/+0.8)	87.17 (-1.3/+1.2)	73.46 (-1.8/+1.7)	55.47 (-2.1/+2.1)	
	Effective Sample Size	6000	6000	6000	6000	6000	6000	6000	6000	6000	6000	

Malfunctions Only(%) (Confidence Interval)	100.00 (-0.0/+0.0)	99.98 (-0.1/+0.0)	99.96 (-0.1/+0.0)	99.89 (-0.2/+0.1)	99.78 (-0.2/+0.1)	99.62 (-0.3/+0.2)	99.15 (-0.4/+0.3)	98.58 (-0.5/+0.4)	97.95 (-0.7/+0.5)	97.38 (-0.8/+0.6)
Effective Sample Size	5703	5046	4467	3938	3451	2977	2553	2094	1549	992


*Devices subject to an advisory. Refer to the Advisories for more details. Devices may be part of more than one advisory.

Data are representative of Boston Scientific INSIGNIA Ultra and Intermedics NEXUS Ultra device performance.

INSIGNIA Ultra DR

Model 1291

U.S. Survival Probability	Worldwide Malfunction Details	Product Advisories
----------------------------------	--------------------------------------	---------------------------

INSIGNIA Ultra DR Model 1291 			
Worldwide Distribution: 51,000			
Worldwide Confirmed Malfunctions: 243			
	Without Compromised Therapy	With Compromised Therapy	Total
Electrical	7	5	12
⁸ Low-voltage capacitor (Advisory issued)	-	2	
¹⁴ Capacitor	1	-	
¹⁵ Capacitor	4	2	
³⁰ Integrated circuit	2	1	
Mechanical	8	5	13
¹⁹ Seal plug	5	4	
²⁰ Header	2	1	
³² Setscrew	1	-	
Software	4	-	4
³⁴ Underestimation of battery status	3	-	
³⁶ Pacing rate limit	1	-	
Other	205	9	214
Non-patterned	10	8	
¹¹ Longevity labeling	76	-	
²¹ Magnet response	1	-	
²⁶ Battery depletion	3	1	
⁴⁹ Battery status	115	-	
WW Confirmed Malfunctions	224	19	243

[More details](#) about malfunctions

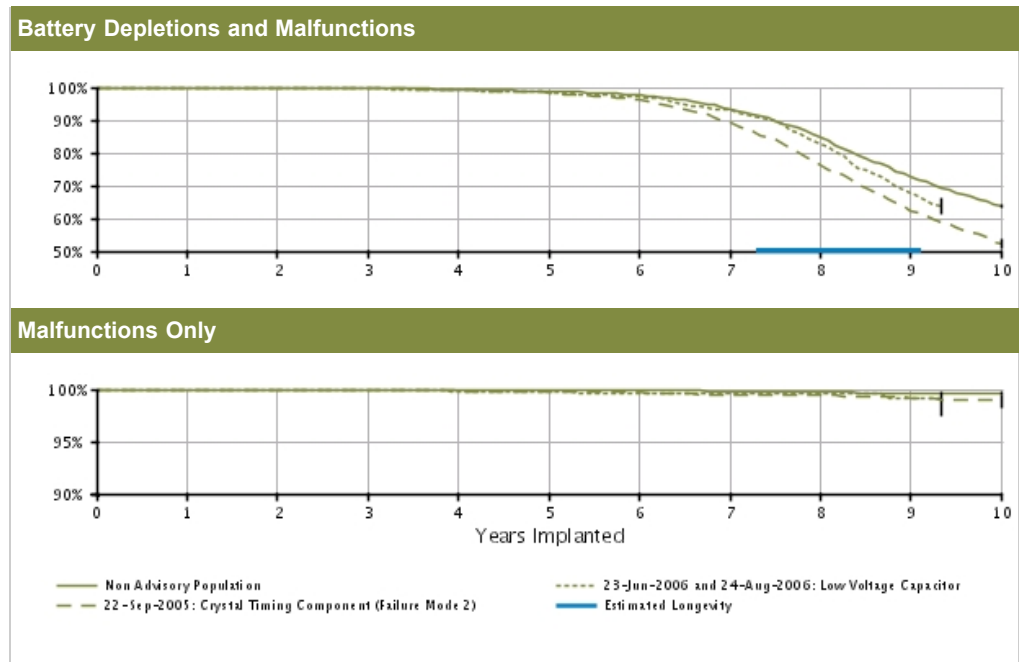
[References](#) cited in table above

INSIGNIA Ultra SR

Model 1190

U.S. Survival Probability	Worldwide Malfunction Details	Product Advisories
----------------------------------	--------------------------------------	---------------------------

U.S. Summary	
U.S. Registered Implants: 24,000	U.S. Normal Battery Depletions: 3,052
U.S. Approval Date: November 2003	U.S. Unconfirmed Reports of Premature Battery Depletion : 9
U.S. Estimated Active Implants: 4,000	U.S. Malfunctions:44
	Without Compromised Therapy:40
	With Compromised Therapy:4



U.S. Survival Probability		Year	1	2	3	4	5	6	7	8	9	10
Non Advisory Population Registered Implants: 17000	Depletions and Malfunctions(%) (Confidence Interval)	99.97 (-0.0/+0.0)	99.91 (-0.1/+0.0)	99.70 (-0.1/+0.1)	99.40 (-0.2/+0.1)	98.72 (-0.3/+0.2)	97.53 (-0.4/+0.3)	93.44 (-0.6/+0.6)	84.58 (-0.9/+0.9)	72.52 (-1.2/+1.2)	63.78 (-1.4/+1.4)	
	Malfunctions Only(%) (Confidence Interval)	99.99 (-0.0/+0.0)	99.99 (-0.0/+0.0)	99.98 (-0.1/+0.0)	99.97 (-0.1/+0.0)	99.94 (-0.1/+0.0)	99.91 (-0.1/+0.0)	99.78 (-0.1/+0.1)	99.70 (-0.2/+0.1)	99.62 (-0.2/+0.1)	99.59 (-0.2/+0.1)	
	Effective Sample Size	14136	12067	10279	8809	7666	6702	5702	4554	3389	1854	
23-Jun-06 and 24-Aug-06 Low Voltage Capacitor* Registered Implants: 1000	Depletions and Malfunctions(%) (Confidence Interval)	99.83 (-0.5/+0.1)	99.73 (-0.6/+0.2)	99.51 (-0.7/+0.3)	99.10 (-0.9/+0.5)	98.46 (-1.2/+0.7)	97.20 (-1.6/+1.0)	93.18 (-2.5/+1.9)	82.96 (-3.8/+3.2)	67.70 (-4.8/+4.5)	63.99 (-5.0/+4.7)	
	Malfunctions Only(%) (Confidence Interval)	99.91 (-0.5/+0.1)	99.91 (-0.5/+0.1)	99.91 (-0.5/+0.1)	99.77 (-0.7/+0.2)	99.77 (-0.7/+0.2)	99.59 (-0.9/+0.3)	99.59 (-0.9/+0.3)	99.59 (-0.9/+0.3)	99.19 (-1.7/+0.5)	99.19 (-1.7/+0.5)	@ 112 mo. (-1.7/+0.5)
	Effective Sample Size	1146	961	810	696	585	496	414	325	226	201	
22-Sep-05 Crystal Timing Component (Failure Mode 1)*	Survival probability data not provided because this population does not meet report inclusion criteria (see Statistical Methodology for more details). Refer to Product Advisories for more information.											
22-Sep-05 Crystal Timing	Depletions and Malfunctions(%)	99.98 (-0.1/+0.0)	99.93 (-0.1/+0.0)	99.81 (-0.2/+0.1)	99.22 (-0.4/+0.3)	98.27 (-0.6/+0.4)	96.24 (-0.9/+0.7)	89.32 (-1.5/+1.3)	76.20 (-2.2/+2.1)	62.28 (-2.6/+2.5)	52.37 (-2.8/+2.8)	

Component (Failure Mode 2)*	(Confidence Interval)										
Registered Implants: 5000											
	Malfunctions Only (%)	100.00	99.98	99.98	99.87	99.83	99.78	99.47	99.40	99.16	99.01
	(Confidence Interval)	(-0.0/+0.0)	(-0.1/+0.0)	(-0.1/+0.0)	(-0.2/+0.1)	(-0.2/+0.1)	(-0.3/+0.1)	(-0.4/+0.2)	(-0.5/+0.3)	(-0.7/+0.4)	(-0.8/+0.4)
	Effective Sample Size	4143	3554	2996	2524	2107	1764	1413	1024	724	520


*Devices subject to an advisory. Refer to the Advisories for more details. Devices may be part of more than one advisory.

Data are representative of Boston Scientific INSIGNIA Ultra and Intermedics NEXUS Ultra device performance.

INSIGNIA Ultra SR

Model 1190

U.S. Survival Probability	Worldwide Malfunction Details	Product Advisories
---------------------------	-------------------------------	--------------------

INSIGNIA Ultra SR Model 1190			
Worldwide Distribution: 48,000			
Worldwide Confirmed Malfunctions: 79			
	Without Compromised Therapy	With Compromised Therapy	Total
Electrical	2	5	7
⁸ Low-voltage capacitor (Advisory issued)	1	3	
¹⁵ Capacitor	1	-	
³⁰ Integrated circuit	-	2	
Mechanical	3	1	4
¹⁹ Seal plug	3	-	
²⁰ Header	-	1	
Software	1	-	1
²³ Memory error	1	-	
Other	67	-	67
Non-patterned	1	-	
¹¹ Longevity labeling	23	-	
²⁶ Battery depletion	2	-	
⁴⁹ Battery status	41	-	
WW Confirmed Malfunctions	73	6	79

[More details](#) about malfunctions

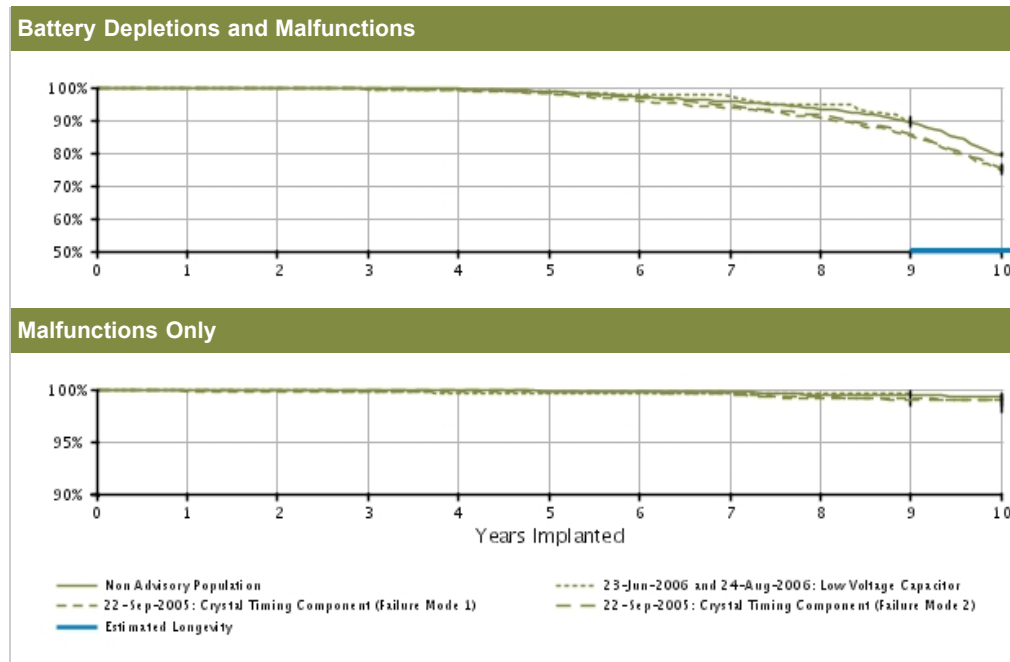
[References](#) cited in table above

INSIGNIA Entra DR

Models 1294/1295

U.S. Survival Probability	Worldwide Malfunction Details	Product Advisories
----------------------------------	--------------------------------------	---------------------------

U.S. Summary	
U.S. Registered Implants: 17,000	U.S. Normal Battery Depletions: 2,330
U.S. Approval Date: March 2002	U.S. Unconfirmed Reports of Premature Battery Depletion : 14
U.S. Estimated Active Implants: 3,000	U.S. Malfunctions:69
	Without Compromised Therapy:61
	With Compromised Therapy:8



U.S. Survival Probability		Year	1	2	3	4	5	6	7	8	9	10
Non Advisory Population	Depletions and Malfunctions(%)	99.97	99.87	99.75	99.51	98.72	97.04	95.65	93.50	89.39	79.37	
	(Confidence Interval)	(-0.1/+0.0)	(-0.1/+0.1)	(-0.2/+0.1)	(-0.2/+0.2)	(-0.4/+0.3)	(-0.6/+0.5)	(-0.7/+0.6)	(-0.9/+0.8)	(-1.2/+1.1)	(-1.7/+1.6)	
	Registered Implants: 7000											
23-Jun-06 and 24-Aug-06 Low Voltage Capacitor*	Depletions and Malfunctions(%)	100.00	100.00	99.45	99.23	98.75	97.65	97.32	94.51	89.82	-	
	(Confidence Interval)	(-0.0/+0.0)	(-0.0/+0.0)	(-1.1/+0.4)	(-1.3/+0.5)	(-1.5/+0.7)	(-2.0/+1.1)	(-2.1/+1.2)	(-3.1/+2.0)	(-4.2/+3.1)		
	Registered Implants: 1000											
22-Sep-05 Crystal Timing Component (Failure Mode 1)*	Depletions and Malfunctions(%)	100.00	99.97	99.91	99.91	99.83	99.77	99.71	99.52	99.44	99.34	
	(Confidence Interval)	(-0.0/+0.0)	(-0.1/+0.0)	(-0.1/+0.1)	(-0.1/+0.1)	(-0.2/+0.1)	(-0.2/+0.1)	(-0.2/+0.1)	(-0.3/+0.2)	(-0.3/+0.2)	(-0.4/+0.2)	
	Registered Implants: 2000											
		Effective Sample Size	6261	5547	4913	4353	3804	3303	2889	2517	2105	1277
22-Sep-05 Crystal Timing Component (Failure Mode 2)*	Depletions and Malfunctions(%)	100.00	100.00	99.82	99.61	99.61	99.61	99.61	99.61	99.61	99.61	-
	(Confidence Interval)	(-0.0/+0.0)	(-0.0/+0.0)	(-1.1/+0.2)	(-1.2/+0.3)	(-1.2/+0.3)	(-1.2/+0.3)	(-1.2/+0.3)	(-1.2/+0.3)	(-1.2/+0.3)	(-1.2/+0.3)	
	Registered Implants: 2000											
		Effective Sample Size	693	607	528	451	393	336	292	245	201	-

	Malfunctions Only (%) (Confidence Interval)	99.83 (-0.4/+0.1)	99.83 (-0.4/+0.1)	99.83 (-0.4/+0.1)	99.83 (-0.4/+0.1)	99.83 (-0.4/+0.1)	99.83 (-0.4/+0.1)	99.67 (-0.6/+0.2)	99.18 (-1.0/+0.5)	99.18 (-1.0/+0.5)	98.94 (-1.2/+0.6)
	Effective Sample Size	1676	1453	1212	1062	922	783	659	552	449	331
22-Sep-05 Crystal Timing Component (Failure Mode 2)*	Depletions and Malfunctions (%) (Confidence Interval)	99.96 (-0.1/+0.0)	99.89 (-0.1/+0.1)	99.71 (-0.2/+0.1)	99.31 (-0.3/+0.2)	98.37 (-0.4/+0.3)	96.89 (-0.6/+0.5)	94.56 (-0.8/+0.7)	91.52 (-1.0/+0.9)	85.53 (-1.4/+1.3)	75.35 (-1.8/+1.7)
Registered Implants: 7000	Malfunctions Only (%) (Confidence Interval)	99.99 (-0.1/+0.0)	99.95 (-0.1/+0.0)	99.95 (-0.1/+0.0)	99.91 (-0.1/+0.1)	99.83 (-0.2/+0.1)	99.71 (-0.2/+0.1)	99.47 (-0.3/+0.2)	99.31 (-0.4/+0.2)	98.97 (-0.5/+0.3)	98.91 (-0.5/+0.3)
	Effective Sample Size	6207	5479	4821	4227	3690	3184	2673	2255	1842	1392

*Devices subject to an advisory. Refer to the Advisories for more details. Devices may be part of more than one advisory.

Data are representative of Boston Scientific INSIGNIA Entra and Intermedics NEXUS Entra device performance.

INSIGNIA Entra DR

Models 1294/1295

U.S. Survival Probability	Worldwide Malfunction Details	Product Advisories
------------------------------	-------------------------------------	-----------------------

INSIGNIA Entra DR Models 1294/1295			
Worldwide Distribution: 37,000			
Worldwide Confirmed Malfunctions: 86			
	Without Compromised Therapy	With Compromised Therapy	Total
Electrical	-	3	3
¹³ Integrated circuit	-	1	
¹⁵ Capacitor	-	1	
³⁰ Integrated circuit	-	1	
Mechanical	3	7	10
⁹ Crystal timing component Failure Mode 1 (Advisory issued)	-	5	
¹⁹ Seal plug	3	-	
²⁰ Header	-	2	
Software	1	-	1
³⁴ Underestimation of battery status	1	-	
Other	67	5	72
Non-patterned	4	5	
¹¹ Longevity labeling	49	-	
⁴⁹ Battery status	14	-	
WW Confirmed Malfunctions	71	15	86

[More details](#) about malfunctions

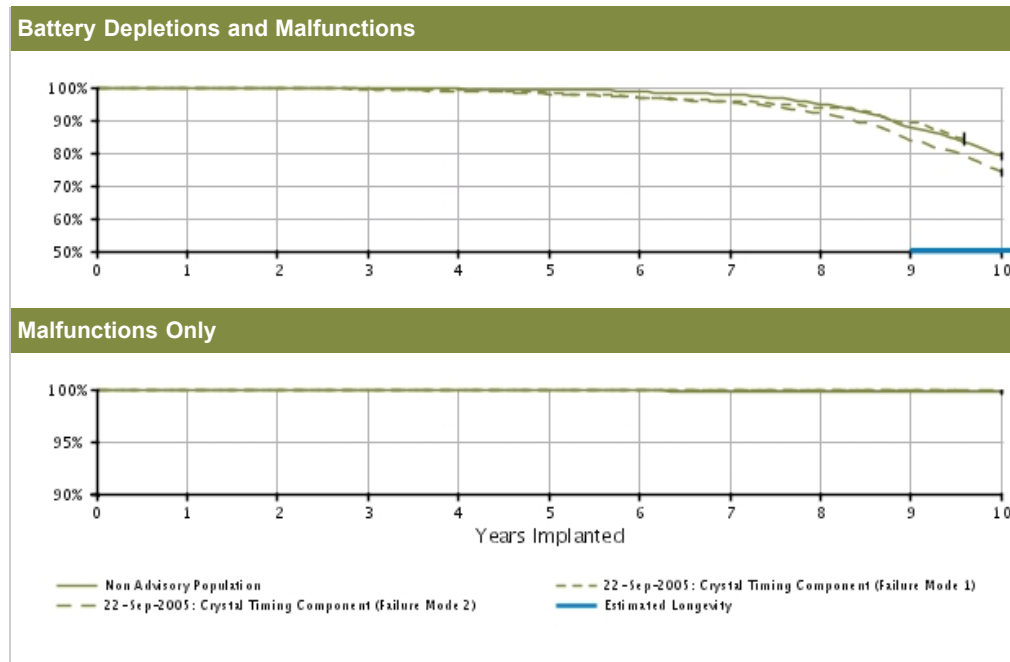
[References](#) cited in table above

INSIGNIA Entra SR

Models 1195/1198

U.S. Survival Probability	Worldwide Malfunction Details	Product Advisories
----------------------------------	--------------------------------------	---------------------------

U.S. Summary	
U.S. Registered Implants: 14,000 U.S. Approval Date: March 2002 U.S. Estimated Active Implants: 2,000	U.S. Normal Battery Depletions: 1,102 U.S. Unconfirmed Reports of Premature Battery Depletion : 10 U.S. Malfunctions:9 Without Compromised Therapy:7 With Compromised Therapy:2



U.S. Survival Probability		Year	1	2	3	4	5	6	7	8	9	10
Non Advisory Population Registered Implants: 6000	Depletions and Malfunctions(%) (Confidence Interval)	99.90 (-0.1/+0.1)	99.85 (-0.2/+0.1)	99.77 (-0.2/+0.1)	99.52 (-0.3/+0.2)	99.36 (-0.4/+0.2)	98.74 (-0.5/+0.4)	97.88 (-0.7/+0.5)	94.84 (-1.1/+0.9)	87.85 (-1.7/+1.5)	79.05 (-2.3/+2.2)	
	Malfunctions Only(%) (Confidence Interval)	99.94 (-0.1/+0.0)	99.94 (-0.1/+0.0)	99.91 (-0.1/+0.1)	99.91 (-0.1/+0.1)	99.91 (-0.1/+0.1)	99.91 (-0.1/+0.1)	99.81 (-0.3/+0.1)	99.81 (-0.3/+0.1)	99.81 (-0.3/+0.1)	99.81 (-0.3/+0.1)	99.81 (-0.3/+0.1)
	Effective Sample Size	4707	3870	3246	2729	2301	1966	1711	1461	1164	675	
23-Jun-06 and 24-Aug-06 Low Voltage Capacitor*	Survival probability data not provided because this population does not meet report inclusion criteria (see Statistical Methodology for more details). Refer to Product Advisories for more information.											
22-Sep-05 Crystal Timing Component (Failure Mode 1)* Registered Implants: 2000	Depletions and Malfunctions(%) (Confidence Interval)	99.93 (-0.4/+0.1)	99.84 (-0.5/+0.1)	99.50 (-0.7/+0.3)	99.20 (-0.9/+0.4)	98.19 (-1.3/+0.8)	96.95 (-1.8/+1.1)	95.71 (-2.1/+1.5)	93.92 (-2.7/+1.9)	89.40 (-3.7/+2.8)	84.27 (-4.5/+3.6)	
	Malfunctions Only(%) (Confidence Interval)	100.00 (-0.0/+0.0)	100.00 (-0.0/+0.0)	100.00 (-0.0/+0.0)	100.00 (-0.0/+0.0)	100.00 (-0.0/+0.0)	100.00 (-0.0/+0.0)	100.00 (-0.0/+0.0)	100.00 (-0.0/+0.0)	100.00 (-0.0/+0.0)	100.00 (-0.0/+0.0)	100.00 @ 115 mo. (-0.0/+0.0)
	Effective Sample Size	1215	997	805	660	548	445	354	296	242	202	
22-Sep-05 Crystal Timing	Depletions and Malfunctions(%) (Confidence Interval)	99.96 (-0.1/+0.0)	99.87 (-0.2/+0.1)	99.58 (-0.3/+0.2)	98.79 (-0.4/+0.3)	97.94 (-0.6/+0.5)	96.94 (-0.8/+0.6)	95.24 (-1.0/+0.8)	92.15 (-1.3/+1.2)	83.99 (-2.0/+1.8)	74.22 (-2.5/+2.3)	

Component (Failure Mode 2)*	(Confidence Interval)										
Registered Implants: 6000											
Malfunctions Only (%)	100.00	100.00	100.00	100.00	99.96	99.96	99.90	99.90	99.90	99.90	99.90
(Confidence Interval)	(-0.0/+0.0)	(-0.0/+0.0)	(-0.0/+0.0)	(-0.0/+0.0)	(-0.2/+0.0)	(-0.2/+0.0)	(-0.3/+0.1)	(-0.3/+0.1)	(-0.3/+0.1)	(-0.3/+0.1)	(-0.3/+0.1)
Effective Sample Size	4575	3824	3171	2630	2173	1816	1526	1271	1005	769	


*Devices subject to an advisory. Refer to the Advisories for more details. Devices may be part of more than one advisory.

Data are representative of Boston Scientific INSIGNIA Entra and Intermedics NEXUS Entra device performance.

INSIGNIA Entra SR

Models 1195/1198

U.S. Survival Probability	Worldwide Malfunction Details	Product Advisories
----------------------------------	--------------------------------------	---------------------------

INSIGNIA Entra SR Models 1195/1198 			
Worldwide Distribution: 52,000			
Worldwide Confirmed Malfunctions: 29			
	Without Compromised Therapy	With Compromised Therapy	Total
Electrical	3	4	7
⁸ Low-voltage capacitor (Advisory issued)	-	2	
¹⁵ Capacitor	2	2	
³⁰ Integrated circuit	1	-	
Mechanical	1	6	7
⁹ Crystal timing component Failure Mode 1 (Advisory issued)	1	-	
¹⁰ Crystal timing component Failure Mode 2 (Advisory issued)	-	1	
¹⁶ Capacitor array	-	2	
¹⁹ Seal plug	-	2	
³³ Seal plug	-	1	
Software	-	-	0
Other	12	3	15
Non-patterned	1	2	
¹¹ Longevity labeling	6	-	
²⁶ Battery depletion	-	1	
⁴⁹ Battery status	5	-	
WW Confirmed Malfunctions	16	13	29

[More details](#) about malfunctions

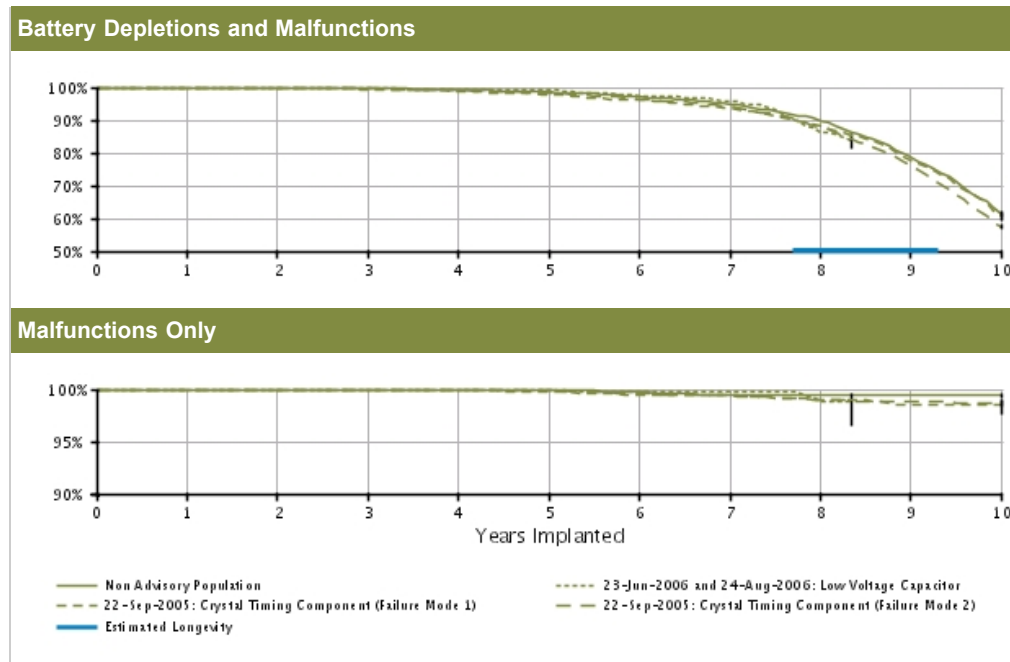
[References](#) cited in table above

INSIGNIA Plus DR

Model 1297

U.S. Survival Probability	Worldwide Malfunction Details	Product Advisories
----------------------------------	--------------------------------------	---------------------------

U.S. Summary	
U.S. Registered Implants: 27,000	U.S. Normal Battery Depletions: 6,024
U.S. Approval Date: March 2002	U.S. Unconfirmed Reports of Premature Battery Depletion : 20
U.S. Estimated Active Implants: 4,000	U.S. Malfunctions:130
	Without Compromised Therapy:120
	With Compromised Therapy:10



U.S. Survival Probability		Year	1	2	3	4	5	6	7	8	9	10
Non Advisory Population Registered Implants: 7000	Depletions and Malfunctions(%) (Confidence Interval)	99.98 (-0.1/+0.0)	99.95 (-0.1/+0.0)	99.75 (-0.2/+0.1)	99.26 (-0.3/+0.2)	98.51 (-0.4/+0.3)	97.16 (-0.6/+0.5)	94.98 (-0.7/+0.7)	89.80 (-1.1/+1.0)	78.52 (-1.5/+1.5)	61.34 (-2.0/+2.0)	
	Malfunctions Only(%) (Confidence Interval)	100.00 (-0.0/+0.0)	100.00 (-0.0/+0.0)	99.96 (-0.1/+0.0)	99.94 (-0.1/+0.0)	99.90 (-0.1/+0.1)	99.73 (-0.2/+0.1)	99.49 (-0.3/+0.2)	99.38 (-0.3/+0.2)	99.38 (-0.3/+0.2)	99.38 (-0.3/+0.2)	
	Effective Sample Size	6560	5831	5160	4545	3995	3493	3028	2529	1943	1035	
23-Jun-06 and 24-Aug-06 Low Voltage Capacitor* Registered Implants: 1000	Depletions and Malfunctions(%) (Confidence Interval)	100.00 (-0.0/+0.0)	100.00 (-0.0/+0.0)	100.00 (-0.0/+0.0)	99.18 (-1.3/+0.5)	99.18 (-1.3/+0.5)	97.24 (-2.2/+1.2)	95.94 (-2.6/+1.6)	86.18 (-4.5/+3.5)	83.70 (-4.8/+3.9)	-	
	Malfunctions Only(%) (Confidence Interval)	100.00 (-0.0/+0.0)	100.00 (-0.0/+0.0)	100.00 (-0.0/+0.0)	100.00 (-0.0/+0.0)	100.00 (-0.0/+0.0)	99.73 (-1.6/+0.2)	99.73 (-1.6/+0.2)	98.85 (-2.4/+0.8)	98.85 (-2.4/+0.8)	-	
	Effective Sample Size	664	580	510	441	385	333	284	220	201	-	
22-Sep-05 Crystal Timing Component (Failure Mode 1)* Registered Implants: 4000	Depletions and Malfunctions(%) (Confidence Interval)	99.92 (-0.2/+0.1)	99.83 (-0.2/+0.1)	99.43 (-0.3/+0.2)	98.89 (-0.5/+0.3)	97.87 (-0.7/+0.5)	96.19 (-0.9/+0.7)	93.52 (-1.2/+1.0)	88.08 (-1.7/+1.5)	77.78 (-2.2/+2.1)	60.51 (-2.8/+2.7)	
	Malfunctions Only(%) (Confidence Interval)	100.00 (-0.0/+0.0)	100.00 (-0.0/+0.0)	100.00 (-0.0/+0.0)	100.00 (-0.0/+0.0)	100.00 (-0.0/+0.0)	100.00 (-0.0/+0.0)	99.73 (-1.6/+0.2)	99.73 (-1.6/+0.2)	98.85 (-2.4/+0.8)	98.85 (-2.4/+0.8)	-
	Effective Sample Size	664	580	510	441	385	333	284	220	201	-	

	Malfunctions Only (%) (Confidence Interval)	99.97 (-0.2/+0.0)	99.97 (-0.2/+0.0)	99.94 (-0.2/+0.0)	99.90 (-0.2/+0.1)	99.81 (-0.3/+0.1)	99.48 (-0.4/+0.2)	99.42 (-0.5/+0.3)	99.04 (-0.6/+0.4)	98.57 (-0.8/+0.5)	98.45 (-0.8/+0.5)
	Effective Sample Size	3514	3072	2597	2280	1970	1703	1455	1208	926	609
22-Sep-05 Crystal Timing Component (Failure Mode 2)*	Depletions and Malfunctions (%) (Confidence Interval)	99.95 (-0.1/+0.0)	99.89 (-0.1/+0.0)	99.55 (-0.1/+0.1)	99.10 (-0.2/+0.2)	98.16 (-0.3/+0.3)	96.48 (-0.4/+0.4)	94.04 (-0.6/+0.5)	87.77 (-0.8/+0.8)	76.03 (-1.2/+1.1)	57.48 (-1.4/+1.4)
Registered Implants: 14000	Malfunctions Only (%) (Confidence Interval)	99.99 (-0.0/+0.0)	99.99 (-0.0/+0.0)	99.98 (-0.1/+0.0)	99.94 (-0.1/+0.0)	99.88 (-0.1/+0.1)	99.58 (-0.2/+0.1)	99.38 (-0.2/+0.2)	99.05 (-0.3/+0.2)	98.80 (-0.3/+0.3)	98.70 (-0.3/+0.3)
	Effective Sample Size	12755	11251	9911	8722	7618	6593	5624	4602	3459	2237


*Devices subject to an advisory. Refer to the Advisories for more details. Devices may be part of more than one advisory.

Data are representative of Boston Scientific INSIGNIA Plus and Intermedics NEXUS Plus device performance.

INSIGNIA Plus DR

Model 1297

U.S. Survival Probability	Worldwide Malfunction Details	Product Advisories
----------------------------------	--------------------------------------	---------------------------

INSIGNIA Plus DR Model 1297 			
Worldwide Distribution: 47,000			
Worldwide Confirmed Malfunctions: 171			
	Without Compromised Therapy	With Compromised Therapy	Total
Electrical	3	3	6
⁸ Low-voltage capacitor (Advisory issued)	1	1	
¹⁵ Capacitor	2	1	
³⁰ Integrated circuit	-	1	
Mechanical	17	9	26
⁹ Crystal timing component Failure Mode 1 (Advisory issued)	1	2	
¹⁰ Crystal timing component Failure Mode 2 (Advisory issued)	-	1	
¹² Solder bond	1	-	
¹⁶ Capacitor array	1	-	
¹⁹ Seal plug	6	-	
²⁰ Header	8	6	
Software	7	-	7
³⁴ Underestimation of battery status	4	-	
³⁵ Interrupted telemetry	2	-	
³⁶ Pacing rate limit	1	-	
Other	124	8	132
Non-patterned	7	8	
¹¹ Longevity labeling	88	-	
²⁶ Battery depletion	2	-	
⁴⁹ Battery status	27	-	
WW Confirmed Malfunctions	151	20	171


[More details](#) about malfunctions

[References](#) cited in table above

INSIGNIA AVT

Models 0482/0882/0982/1192/1292

U.S. Survival Probability	Worldwide Malfunction Details	Product Advisories
----------------------------------	--------------------------------------	---------------------------

INSIGNIA AVT Models 0482/0882/0982/1192/1292 			
Worldwide Distribution: 51,000			
Worldwide Confirmed Malfunctions: 112			
	Without Compromised Therapy	With Compromised Therapy	Total
Electrical	-	5	5
⁸ Low-voltage capacitor (Advisory issued)	-	3	
¹⁵ Capacitor	-	1	
³⁰ Integrated circuit	-	1	
Mechanical	2	-	2
¹⁹ Seal plug	1	-	
²⁰ Header	1	-	
Software	-	-	0
Other	103	2	105
Non-patterned	3	1	
¹¹ Longevity labeling	43	-	
²⁶ Battery depletion	-	1	
⁴⁹ Battery status	57	-	
WW Confirmed Malfunctions	105	7	112

[More details](#) about malfunctions

[References](#) cited in table above

CRM PRODUCT PERFORMANCE REPORT Q1 2018

Confirmed Malfunction Details: Pulse Generators

References

Descriptions listed below provide an overview of the clinical observations and/or analysis findings associated with each pulse generator confirmed malfunction pattern listed in this report.

All of the patterns listed are thoroughly investigated and analyzed. As part of Boston Scientific's process of continuous improvement, when possible, changes have been or will be implemented in response to identified malfunction patterns. "Improvements implemented" may include product design changes in existing or subsequent generations, manufacturing process modifications, software updates, educational communications, labeling changes, etc. Improvement implementation may vary by geography due to various factors, including regulatory review timing, and may not completely mitigate or eliminate the potential for additional malfunctions.

1. **Safety Core-unintended biventricular pacing** — *Dec 2017 Voluntary Physician Advisory*. Device enters Safety Core after detecting unintended asynchronous biventricular pacing due to software issue.
2. **Memory corruption**— *Jun 2017 Voluntary Physician Advisory*. Atypical energy delivery, error messages upon interrogation, loss of tachy therapy. Memory corruption. Improvement implemented.
3. **Low Voltage Capacitor 2014**— *Aug 2013 and Sep 2014 Voluntary Physician Advisory*. Alert message during followup, beeping tones, premature battery depletion. Diminished low voltage capacitor performance. Improvement implemented.
4. **Unintended Fuse Activation 2013**— *March 1, 2013 Voluntary Physician Advisory*. Inability to interrogate, no magnet response, permanent loss of therapy without warning. Improvement implemented.
5. **High cathode condition**— *June 1, 2011 Voluntary Physician Advisory*. Premature battery depletion. Misaligned battery component. Improvement implemented.
6. **Subpectoral implant 2009**— *December 01, 2009 Voluntary Physician Advisory*. Noise, oversensing, inappropriate shocks, pacing inhibition, high impedance when implanted subpectorally. Weakened bond between header and titanium case. Improvement implemented.
7. **Respiratory Sensor Oversensing**— *March 23, 2009 Voluntary Physician Advisory*. Oversensing, noise, inappropriate shock, pacing inhibition. When Respiratory Sensor is ON, RV lead or system complications may cause oversensing or noise. Improvement implemented.
8. **Low-voltage capacitor**— *June 23, 2006 and August 24, 2006 Voluntary Physician Advisory*. Premature battery depletion, no output, no interrogation. Failed low-voltage capacitor. Improvement implemented.
9. **Crystal timing component Failure Mode 1**— *September 22, 2005 Voluntary Physician Advisory*. Intermittent or permanent loss of pacing output without warning, intermittent or permanent loss of telemetry, reversion to VVI mode or appearance of a reset warning message upon interrogation. Foreign material within a crystal timing component. Improvement implemented.
10. **Crystal timing component Failure Mode 2**— *September 22, 2005 Voluntary Physician Advisory*. At implant procedure or during pre-implant testing: Intermittent or permanent loss of pacing output without warning, intermittent or permanent loss of telemetry, reversion to VVI mode, or appearance of a reset warning message upon interrogation. Microscopic particle within a crystal timing component. Three failures have been reported following confirmation of successful implantation. No currently distributed devices are subject to this peri-implant failure mode. Improvement implemented.
11. **Longevity labeling**— Battery longevity inconsistent with longevity labeling. Device battery status indicators are accurate and no loss of therapy has been reported.
12. **Solder bond**— Loss of device output, loss of sensing. Separation of component solder from substrate. Improvement implemented.
13. **Integrated circuit**— Power on Reset state, loss of telemetry, safety mode operation or loss of output. Failed digital integrated circuit.
14. **Capacitor**— Premature battery depletion, inability to interrogate. Damage to low-voltage capacitor.
15. **Capacitor**— No telemetry, no pacing, premature battery depletion. Gradual, premature battery depletion most common; in rare instances, rapid depletion occurred with no therapy available. Failed low-voltage capacitor.
16. **Capacitor array**— Loss of device output, loss of capture, inability to accurately measure charge times causing elective replacement indicator declaration. Damage to capacitor array. Improvement implemented.
17. **Integrated circuit**— No telemetry, premature battery depletion. Integrated circuit issue within high-voltage transistor.
18. **Battery depletion**— Premature battery depletion and loss of capture.
19. **Seal plug**— Non-cardiac signals on electrograms leading to inhibition of pacing and/or inappropriate shock delivery. Damaged seal plug. Improvement implemented.
20. **Header**— High impedance, compromised header bonding identified during lead revision procedures. Insufficient medical adhesive bonding between header and case. Improvement implemented.
21. **Magnet response**— No magnet response. Particulate material in component. Improvement implemented.
22. **Battery depletion**— Premature battery depletion.
23. **Memory error**— Device resets (including pacing at reset parameters) and inability to interrogate. Errors in device

memory.

24. **Transformer**— Charge time alert message and/or end of life (EOL) indicator displayed, loss of shock therapy. Damaged transformer. Improvement implemented.
25. **Setscrew block**— No pacing or pauses in pacing, intermittent or lack of setscrew contact with lead. Incorrect setscrew block. Improvement implemented.
26. **Battery depletion**— Loss of therapy, inability to interrogate, no magnet response, premature battery depletion.
27. **Solder bond**— Inability to interrogate, no magnet response, no pacing output. Broken solder bond between wire mounting surface and internal circuitry. Improvement implemented.
28. **Stored EGMs**— Inability to view stored EGMs. Incorrect EGM index location.
29. **Battery post**— Inability to interrogate, no pacing output. Bent battery post. Improvement implemented.
30. **Integrated circuit**— Premature battery depletion, loss of pacing output, inability to interrogate, loss of sensing, high-rate pacing, loss of shock therapy. Damage to integrated circuit. Improvement implemented.
31. **Alert messages**— During programmer interactions, alert messages appear which are able to be cleared. In one case, an alert message occurred with two memory errors after multiple device resets.
32. **Setscrew**— Inability to tighten or loosen setscrews during implant or replacement procedure due to process variability. Improvement implemented.
33. **Seal plug**— Lifted or missing seal plugs. Inadequate medical adhesive bond. Improvement implemented
34. **Underestimation of battery status**— Underestimation of remaining longevity due to invalid charge time measurement. Improvement implemented.
35. **Interrupted telemetry**— Early appearance of Elective Replacement Time (ERT) indicator, unexpected impedance measurements (>2500 ohms). Interruption in telemetry sequence during software upgrade. Improvement implemented.
36. **Pacing rate limit**— Inability to interrogate. Inappropriate pacing due to feature interaction. Improvement implemented.
37. **Solder joint**— Inappropriate shocks, beeping, fallback mode, errors or inability to interrogate or program. Cracked solder joint due to repetitive mechanical stress-induced component damage, only when implanted subpectorally with serial number facing the ribs.
38. **Transformer**— Inability to interrogate, loss of pacing and shock therapy. Failed transformer.
39. **Connector block**— Connector block can be moved out of alignment or displaced from header. Prolonged implant procedure, high impedance, no pacing, no sensing. Improvement implemented.
40. **Seal plug**— Non-cardiac signals on electrograms may result in loss of pacing or inappropriate shocks. Seal plug allows air in lead port to escape.
41. **Difficulty securing lead**— Noise, high impedance, inappropriate shocks or loss of therapy due to crossthreaded setscrews, intermittent or lack of contact between lead and header. Improvement implemented.
42. **Safety Core-electrocautery**— During electrocautery, device may enter Safety Core. Circuitry response to noise caused by electrocautery. Improvement implemented.
43. **High-voltage capacitor**— Alert message upon interrogation, extended charge time. Damaged high voltage capacitor.
44. **Magnet rate**— During interrogation, magnet rate remains after removal of magnet. Reed switch stuck in closed position. Improvement implemented.
45. **Header contacts**— Noise, oversensing, inappropriate shock, high pacing impedance, possible loss of pacing and sensing. Poor header connection with lead terminals due to contacts.
46. **Safety Core-programming**— Device enters Safety Core after three consecutive invalid programming attempts, due to firmware issue. Improvement implemented.
47. **Low-voltage capacitors**— Premature battery depletion, voltage alert during followup, device beeping. Capacitor failure.
48. **Alert messages not displayed post-EOL**— No alert message display after EOL declaration. Improvement implemented.
49. **Battery status**— Longevity remaining, battery status, gas gauge and/or magnet rate do not align or are inconsistent.
50. **Integrated circuit**— Loss of telemetry, premature battery depletion, alert message during followup. Integrated circuit issue. Improvement implemented.
51. **Memory errors**— Safety mode operation, inaccurately labeled pacing data. Errors in device memory
52. **High voltage circuit**— Alert message after implant, loss of shock therapy. Failed output module.
53. **Battery**— Beeping tones and alert message upon interrogation. Reduced battery voltage. Improvement implemented.
54. **Low-voltage capacitor**— Alert message during followup, beeping tones, premature battery depletion. Diminished low voltage capacitor performance. Improvement implemented.
55. **Battery depletion**— Premature, gradual depletion of battery; in rare instances, rapid depletion with no therapy available. Improvement implemented.
56. **Telemetry**— Inability to interrogate, premature battery depletion.
57. **Unintended Battery Depletion Alert**— Beeping tones, Battery Depletion alert during followup despite normal battery depletion. Alert may be cleared without impact to battery status or therapy availability. Improvement implemented.
58. **High voltage circuit**— Long charge time at implant, inability to interrogate, loss of pacing and shock therapy. Improvement implemented.
59. **Respiratory sensor**— Temporary increase or decrease in pacing rate as a result of respiratory sensor response to non-respiratory signals. No loss of pacing output.
60. **Titanium case material**— Noise, oversensing, abnormal pacing impedance, loss of capture, premature battery

depletion. Titanium case material creating a higher than normal current drain condition. Improvement implemented.

61. **Charge Timeout Alert**— Beeping tones, programmer warning screen, abnormal shock impedance. Charge timeout alert.
62. **High voltage circuit component**— Charge time alert message and/or Elective Replacement indicator (ERI) displayed, beeping tones. High voltage circuit component. Improvement implemented.
63. **Integrated circuit**— Abnormal lead impedance, no telemetry, premature battery depletion. Integrated circuit issue within high-voltage transistor Improvement implemented.
64. **High voltage capacitor**— Charge time alert message, end of life (EOL) indicator displayed, beeping tones. Loss of tachy therapy without loss of brady therapy. Internal high-voltage capacitor issue. Improvement implemented.
65. **Capacitor**— Premature battery depletion. Diminished low voltage capacitor performance.
66. **Telemetry**— Alert message during followup, inability to interrogate, premature battery depletion, loss of pacing therapy. Telemetry component.

Before/During Implant Procedure - Worldwide Malfunctions: Pulse Generators

This section of the report depicts the number of product malfunctions that occurred worldwide either before implant (prior to opening the sterile product packaging) or during implant (once the sterile product packaging has been opened). In all cases, the product in question must be returned to Boston Scientific CRM and confirmed through laboratory analysis to have operated or exhibited a problem outside the specified performance limits established by Boston Scientific. Damage incurred during shipping/transit or due to external factors warned against in labeling (e.g. radiation) is not reported as device malfunction here.

The Electrical category is comprised of confirmed malfunctions involving electrical components such as batteries and capacitors, and also includes fault codes encountered at implant. The majority of before/during implant pulse generator confirmed malfunctions in the Mechanical category are issues occurring within the connector block (e.g. stuck setscrews, seal plug/ring issues). The Software category consists primarily of confirmed malfunctions that result in telemetry issues. Confirmed malfunctions in the Labeling and Packaging categories include product labeling/identification issues and damage to sterile packaging, respectively. The Other category is comprised of non-patterned confirmed malfunctions.

CRT-D/Model	Worldwide Distribution	Electrical	Mechanical	Software	Other	Labeling	Packaging
RESONATE/MOMENTUM/CHARISMA/VIGILANT CRT-D G124/G125/G126/G128/G138/G224/G225/G228/G237/G247/ G248/G324/G325/G347/G348/G424/G425/G426/G428/G437/ G447/G448/G524/G525/G526/G528/G537/G547/G548	4,000	0	0	0	0	0	0
AUTOGEN CRT-D G160/G161/G164/G166/G168/G172/G173/G175/ G177/G179	21,000	3	0	0	3	0	0
DYNAGEN/INOGEN/ORIGEN CRT-D G150/G151/G154/G156/G158/G140/G141/ G146/G148/G050/G051/G056/G058	69,000	3	2	1	8	0	0
INCEPTA/ENERGEN/PUNCTUA CRT-D N050/N051/N052/N053/N140/N141/N142/ N143/N160/N161/N162/N163/N164/N165/ P052/P053/P142/P143/P162/P163/P165	81,000	10	0	0	10	0	0
COGNIS N106/N107/N108/N118/N119/N120/P106/P107/P108	109,000	24	50	4	26	0	0

CRT-P/Model	Worldwide Distribution	Electrical	Mechanical	Software	Other	Labeling	Packaging
VISIONIST/VALITUDE U125/U128/U225/U226/U228	32,000	4	0	1	1	0	0
INTUA V272/V273/V282/V283/W272/W273	3,000	0	0	0	0	0	0
INVIVE V172/V173/V182/V183/W172/W173	18,000	0	0	1	2	0	0
CONTAK RENEWAL TR 2 H140/H145	31,000	1	8	0	2	0	0
CONTAK RENEWAL TR H120/H125	19,000	0	11	0	5	0	0

ICD/Model	Worldwide Distribution	Electrical	Mechanical	Software	Other	Labeling	Packaging
AUTOGEN ICD EL VR D160/D161/D174/D175	13,000	1	0	0	0	0	0
AUTOGEN ICD EL DR D162/D163/D176/D177	13,000	1	0	0	0	0	0
DYNAGEN/INOGEN/ORIGEN ICD EL VR D020/D021/D010/D011/D000/D001	35,000	1	0	1	2	0	0
DYNAGEN/INOGEN/ORIGEN ICD EL DR D020/D021/D010/D011/D000/D001	35,000	0	0	1	0	0	0
DYNAGEN/INOGEN/ORIGEN ICD MINI VR D020/D021/D010/D011/D000/D001	16,000	1	0	1	0	0	0
DYNAGEN/INOGEN/ORIGEN ICD MINI DR D022/D023/D012/D013/D002/D003	15,000	2	0	0	2	0	0

ICD/Model, continued...	Worldwide Distribution	Electrical	Mechanical	Software	Other	Labeling	Packaging
INCEPTA/ENERGEN/PUNCTUA ICD VR E050/E051/E140/E141/E160/E160/ F050/F051/F140/F141/F160/F161	68,000	3	1	0	9	0	0
INCEPTA/ENERGEN/PUNCTUA ICD DR E052/E053/E142/E143/E162/E163/ F052/F053/F142/F143/F162/F163	72,000	5	1	0	5	0	0
TELIGEN VR E102/E103/F102/F103	66,000	8	32	2	18	0	0
TELIGEN DR E110/E111/F110/F111	91,000	6	42	1	24	0	0
S-ICD/Model	Worldwide Distribution	Electrical	Mechanical	Software	Other	Labeling	Packaging
EMBLEM S-ICD A209/A219	32,000	0	0	2	23	0	0
SQ-RX S-ICD 1010	11,000	11	0	21	23	0	0
Pacemaker/Model	Worldwide Distribution	Electrical	Mechanical	Software	Other	Labeling	Packaging
ACCOLADE/PROPONENT/ESSENTIO DR EL J064/K064/K067/K084	93,000	2	0	1	1	0	0
ACCOLADE/PROPONENT/ESSENTIO DR J064/K064/K067/K084	188,000	2	0	2	7	0	0
ACCOLADE/PROPONENT/ESSENTIO SR L100/L110/L200/L210/L300/L310	66,000	0	0	1	7	0	0
ADVANTIO/INGENIO/VITALIO EL DR J064/J067/K064/K067/K084/K087/ J174/J177/K174/K177/K184/K187/ J274/J277/K274/K277/K284/K287	73,000	2	1	0	3	0	0
ADVANTIO/INGENIO/VITALIO/FORMIO DR J064/J067/K064/K067/K084/K087/J174/J177/ K174/K177/K184/K187/J274/J277/K274/K277/ K284/K287/J278/J279/K278/K279/K288/K289	217,000	4	0	1	15	0	0

Pacemaker/Model (cont.)	Worldwide Distribution	Electrical	Mechanical	Software	Other	Labeling	Packaging
ADVANTIO/INGENIO/VITALIO SR J062/J065/K062/K065/K082/K085/ J172/J175/K172/K175/K182/K185/ J272/J275/K272/K275/K282/K285	85,000	0	0	1	4	0	0
INGENIO VDD J178/J179/K188	2,000	0	0	0	21	0	0
ALTRUA 60 SR S601	68,000	1	6	0	2	0	0
ALTRUA 60 DR EL S606	90,000	0	8	0	2	0	0
ALTRUA 60 DR (Downsize) S603	132,000	1	22	0	4	0	0
ALTRUA 60 DR S602	56,000	1	11	0	2	0	0
ALTRUA 50 SR S501	25,000	0	1	0	0	0	0
ALTRUA 50 DR (Downsize) S502	48,000	0	2	0	1	0	0
ALTRUA 50 DDD (Downsize) S503	12,000	1	1	0	0	0	0
ALTRUA 50 VDD (Downsize) S504	6,000	0	0	0	0	0	0

Pacemaker/Model (cont.)	Worldwide Distribution	Electrical	Mechanical	Software	Other	Labeling	Packaging
ALTRUA 50 SSI S508	6,000	0	0	0	1	0	0
ALTRUA 40 SR S401	9,000	0	2	0	0	0	0
ALTRUA 40 DR (Downsize) S403	22,000	0	4	0	2	0	0
ALTRUA 40 DR S402	3,000	1	3	0	0	0	0
ALTRUA 40 DR EL S404	11,000	0	0	0	0	0	0
ALTRUA 20 SR S201/S204	24,000	0	2	0	0	0	0
ALTRUA 20 DR (Downsize) S203	16,000	0	1	0	0	0	0
ALTRUA 20 DR S202/S205	3,000	1	0	0	1	0	0
ALTRUA 20 DR EL S208	11,000	0	0	0	0	0	0
ALTRUA 20 DDD S207	1,000	0	0	0	0	0	0
ALTRUA 20 SSI S206	8,000	0	0	0	1	0	0
INSIGNIA Ultra SR 1190*	48,000	3	3	1	4	0	0
INSIGNIA Ultra DR 1291*	51,000	1	8	1	4	0	0
INSIGNIA Entra SR 1195/1198*	52,000	1	0	3	5	0	0
INSIGNIA Entra DR 1294/1295*	37,000	0	6	3	9	0	0
INSIGNIA Plus DR 1297*	47,000	0	7	8	6	0	1
INSIGNIA AVT 0482/0882/0982/1192/1292*	51,000	1	1	0	3	0	0

*Counts consist of Boston Scientific and Intermedics co-branded pacemaker data.

U.S. Reason for Out of Service

As requested by the Heart Rhythm Society Task Force on Device Performance Policies and Guidelines, Boston Scientific provides reasons for device explant or out of service, if known. The reasons consist of normal battery depletion, unconfirmed premature battery depletion, device upgrade, device malfunction (which includes devices under advisory that have experienced a malfunction), complication related to another system component or clinical condition, (such as infection), or "other," a category consisting of patient death, prophylactic device explant, elective replacement, general product dissatisfaction, other observation/complication, unspecified, or unknown.

The counts for normal battery depletion, unconfirmed premature battery depletion, and device malfunction are reflected in the U.S. survival probability data. Reason for device explant or out of service may either be confirmed through laboratory analysis (as in the case of device malfunction) or it may be reported to Boston Scientific with no associated device return or laboratory analysis. Although a device may be indicated by the health care provider to have been taken out of service for more than one reason, the table below indicates only one reason per device in category counts.

CRT-D/Model	U.S. Registered Implants	Normal Battery Depletion	Unconfirmed Premature Battery Depletion	Device Upgrade	Device Malfunction ¹	Complication related to another system component or clinical condition ²	Other ³
DYNAGEN/INOGEN/ORIGEN CRT-D G050/G051/G056/G058/G140/G141/G146/ G148/G150/G151/G154/G156/G158	46000	4	4	72	18	540	2680
INCEPTA/ENERGEN/PUNCTUA CRT-D N050/N051/N052/N053/N140/N141/N142/N143/N160/ N161/N162/N163/N164/N165/P052/P053/P142/P143/ P162/P163/P165	52000	367	55	157	395	993	11483
COGNIS N118/N119/N120/P106/P107/P108	75000	3721	143	168	1801	1802	32722
CRT-P/Model	U.S. Registered Implants	Normal Battery Depletion	Unconfirmed Premature Battery Depletion	Device Upgrade	Device Malfunction ¹	Complication related to another system component or clinical condition ²	Other ³
VISIONIST/VALITUDE U125/U128/U225/U226/U228	16000	1	0	179	10	110	862
INTUA V272/V273/V282/V283/W272/W273	3000	10	0	41	2	25	360
INVIVE V172/V173/V182/V183/W172/W173	8000	66	0	78	2	64	1836
CONTAK RENEWAL TR H120/H125	19000	3355	16	185	57	261	10248

S-ICD/Model	U.S. Registered Implants	Normal Battery Depletion	Unconfirmed Premature Battery Depletion	Device Upgrade	Device Malfunction ¹	Complication related to another system component or clinical condition ²	Other ³
EMBLEM S-ICD A209, A219	16000	2	2	53	7	324	619
SQ-RX S-ICD 1010	8000	154	1	67	52	276	911

ICD/Model	U.S. Registered Implants	Normal Battery Depletion	Unconfirmed Premature Battery Depletion	Device Upgrade	Device Malfunction ¹	Complication related to another system component or clinical condition ²	Other ³
DYNAGEN/INOGEN/ORIGEN ICD EL DR D052/D053/D142/D143/D152/D153	25000	4	2	288	4	209	813
DYNAGEN/INOGEN/ORIGEN ICD EL VR D050/D051/D140/D141/D150/D151	22000	1	2	280	4	169	686
DYNAGEN/INOGEN/ORIGEN ICD MINI DR D002/D003/D012/D013/D022/D023	7000	4	1	103	7	81	522
DYNAGEN/INOGEN/ORIGEN ICD MINI VR D000/D001/D010/D011/D020/D021	6000	4	0	109	5	78	476
INCEPTA/ENERGEN/PUNCTUA ICD VR E050/E051/E140/E141/E160/E160/ F050/F051/F140/F141/F160/F161	39000	61	34	818	203	541	6017
INCEPTA/ENERGEN/PUNCTUA ICD DR E052/E053/E142/E143/E162/E163/ F052/F053/F142/F143/F162/F163	47000	59	26	1012	283	664	7624

ICD/Model, continued...	U.S. Registered Implants	Normal Battery Depletion	Unconfirmed Premature Battery Depletion	Device Upgrade	Device Malfunction ¹	Complication related to another system component or clinical condition ²	Other ³
TELIGEN VR E102/E103/F102/F103	38000	111	132	975	1534	684	13199
TELIGEN DR E110/E111/F110/F111	66000	519	197	1469	2276	1205	24020

Pacemaker/Model	U.S. Registered Implants	Normal Battery Depletion	Unconfirmed Premature Battery Depletion	Device Upgrade	Device Malfunction ¹	Complication related to another system component or clinical condition ²	Other ³
ACCOLADE/PROONENT/ESSENTIO DR EL L121/L131/L221/L231/L321/L331	39000	6	4	377	16	169	990
ACCOLADE/PROONENT/ESSENTIO DR L101/L111/L201/L211/L301/L311	98000	21	5	861	31	454	3995
ACCOLADE/PROONENT/ESSENTIO SR L100/L110/L200/L210/L300/L310	20000	7	0	265	7	97	1518
ADVANTIO/INGENIO/VITALIO EL DR J064/J067/K064/K067/K084/K087/ J174/J177/K174/K177/K184/K187/ J274/J277/K274/K277/K284/K287	11000	4	0	195	5	57	1033
ADVANTIO/INGENIO/VITALIO/FORMIO DR J064/J067/K064/K067/K084/K087/J174/J177/ K174/K177/K184/K187/J274/J277/K274/K277/ K284/K287/J278/J279/K278/K279/K288/K289	121000	220	15	1579	44	755	19658
ADVANTIO/INGENIO/VITALIO SR J062/J065/K062/K065/K082/K085/ J172/J175/K172/K175/K182/K185/ J272/J275/K272/K275/K282/K285	27000	31	0	345	10	148	6945

Pacemaker/Model, continued...	U.S. Registered Implants	Normal Battery Depletion	Unconfirmed Premature Battery Depletion	Device Upgrade	Device Malfunction¹	Complication related to another system component or clinical condition²	Other³
ALTRUA 60 SR S601	32000	1111	4	325	12	176	15537
ALTRUA 60 DR (Downsize) S603	90000	13391	46	858	78	576	32724
ALTRUA 60 DR S602	22000	1016	6	283	23	202	7989
ALTRUA 60 DR EL S606	59000	910	12	713	18	439	17639
ALTRUA 40 SR S401	5000	149	0	35	2	24	2507
ALTRUA 40 DR (downsize) S403	14000	2118	4	102	3	80	5421
ALTRUA 40 DR S402	2000	93	1	22	0	8	789
ALTRUA 40 DR EL S404	5000	76	2	52	1	43	1923
ALTRUA 20 SR S201/S204	5000	67	1	26	2	36	2624
ALTRUA 20 DR (downsize) S203	5000	396	3	34	0	39	2414
ALTRUA 20 DR S202/S205	2000	66	0	11	2	15	872
ALTRUA 20 DR EL S208	3000	38	0	27	1	11	1352
INSIGNIA Ultra SR 1190 ⁴	24000	3052	9	227	45	146	16823
INSIGNIA Ultra DR 1291 ⁴	32000	5978	20	398	195	316	16424
INSIGNIA Entra SR 1195/1198 ⁴	14000	1102	10	96	9	75	10768
INSIGNIA Entra DR 1294/1295 ⁴	17000	2330	14	151	69	185	11309
INSIGNIA Plus DR 1297 ⁴	27000	6024	20	282	134	262	15661

¹ Device malfunction consists of all U.S. confirmed malfunctions for a product/product grouping. These include confirmed malfunctions for advisory populations, as well as any other type of malfunction in which a device was returned and confirmed by laboratory analysis to have malfunctioned.. U.S. confirmed malfunction counts are reflected in U.S. survival probability.

² System component and/or clinical condition complications may include, for example: infection, erosion, lead-to-PG interface.

³ Other consists of: patient death, elective replacement, general product dissatisfaction, other observation/complication, unspecified, or unknown.

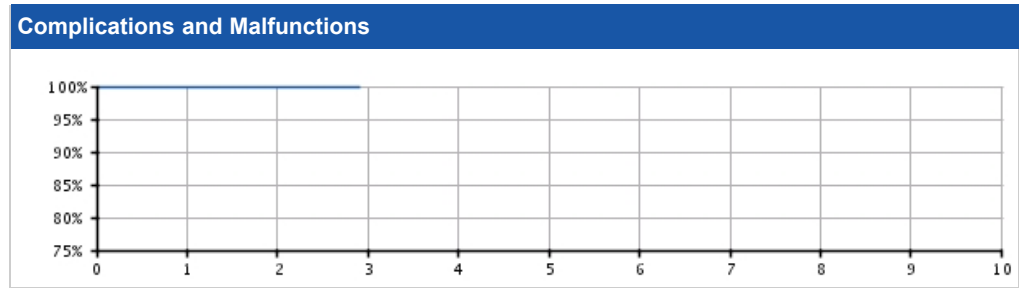
⁴ Counts consist of Boston Scientific and Intermedics co-branded pacemaker data.

ACUITY X4 Spiral L

Models 4677/4678

U.S. Survival Probability	Worldwide Malfunction Details	Product Advisories
---------------------------	-------------------------------	--------------------

U.S. Summary	
U.S. Registered Implants: 6,000 U.S. Approval Date: February 2016 U.S. Estimated Active Implants: 6,000	U.S. Chronic Lead Complications: 4 U.S. Malfunctions: 0 Without Compromised Therapy: 0 With Compromised Therapy: 0



U.S. Survival Probability

Year	1	2	3	4	5	6	7	8	9	10
Non Advisory Population	99.87 <small>(-0.2/+0.1)</small>	99.83 <small>(-0.2/+0.1)</small>	99.83 @ 35 mo. <small>(-0.2/+0.1)</small>	--	--	--	--	--	--	--
Registered Implants: 6000										
Effective Sample Size	2719	442	205	--	--	--	--	--	--	--

ACUITY X4 Spiral L

Models 4677/4678

U.S. Survival Probability	Worldwide Malfunction Details	Product Advisories
---------------------------	-------------------------------	--------------------

ACUITY X4 Spiral L
Models 4677/4678

Worldwide Distribution: 15,000
Worldwide Confirmed Malfunctions: 1

	Without Compromised Therapy	With Compromised Therapy	Total
Conductor	-	-	0
Crimp/Weld/Bond	-	-	0
Insulation	-	-	0
Other	1	-	1
WW Confirmed Malfunctions	1	0	1

[More details](#) about malfunctions

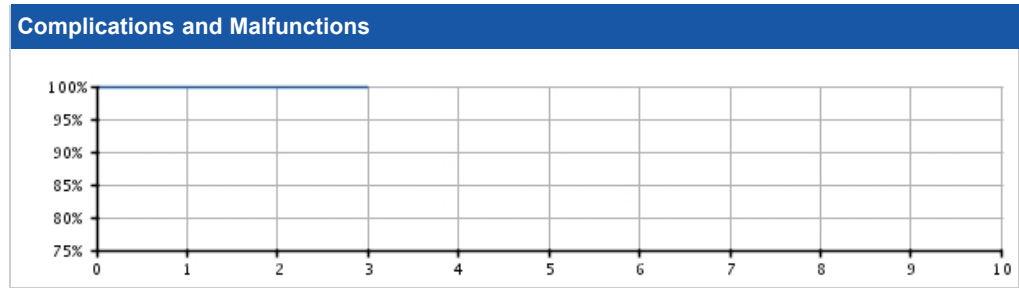
[References](#) cited in table above

ACUITY X4 Spiral S

Models 4674/4675

U.S. Survival Probability	Worldwide Malfunction Details	Product Advisories
---------------------------	-------------------------------	--------------------

U.S. Summary	
U.S. Registered Implants: 15,000 U.S. Approval Date: February 2016 U.S. Estimated Active Implants: 14,000	U.S. Chronic Lead Complications: 12 U.S. Malfunctions: 0 Without Compromised Therapy: 0 With Compromised Therapy: 0




U.S. Survival Probability

Year	1	2	3	4	5	6	7	8	9	10
Non Advisory Population	99.87 <small>(-0.1/+0.1)</small>	99.87 <small>(-0.1/+0.1)</small>	99.87 <small>(-0.1/+0.1)</small>	-	-	-	-	-	-	-
Registered Implants: 15000										
Effective Sample Size	6453	654	220	-	-	-	-	-	-	-

ACUITY X4 Spiral S

Models 4674/4675

U.S. Survival Probability	Worldwide Malfunction Details	Product Advisories
---------------------------	-------------------------------	--------------------

ACUITY X4 Spiral S Models 4674/4675			
Worldwide Distribution: 34,000			
Worldwide Confirmed Malfunctions: 0			
	Without Compromised Therapy	With Compromised Therapy	Total
Conductor	-	-	0
Crimp/Weld/Bond	-	-	0
Insulation	-	-	0
Other	-	-	0
WW Confirmed Malfunctions	0	0	0

[More details](#) about malfunctions

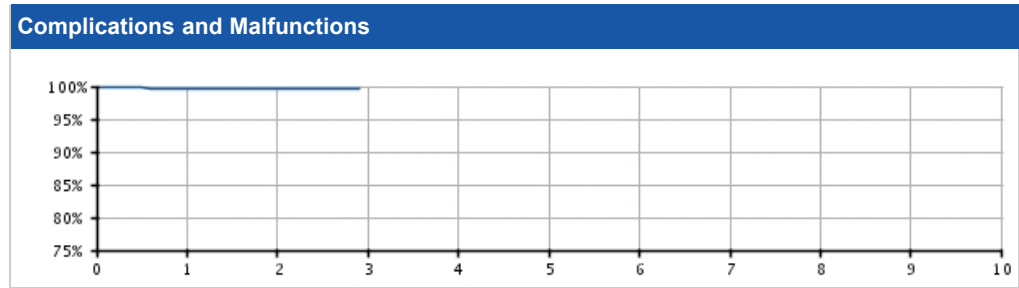
[References](#) cited in table above

ACUITY X4 Straight

Models 4671/4672

U.S. Survival Probability	Worldwide Malfunction Details	Product Advisories
---------------------------	-------------------------------	--------------------

U.S. Summary	
U.S. Registered Implants: 10,000 U.S. Approval Date: February 2016 U.S. Estimated Active Implants: 10,000	U.S. Chronic Lead Complications: 17 U.S. Malfunctions: 0 Without Compromised Therapy: 0 With Compromised Therapy: 0




U.S. Survival Probability

Year	1	2	3	4	5	6	7	8	9	10
Non Advisory Population	99.73 <small>(-0.1/+0.1)</small>	99.70 <small>(-0.2/+0.1)</small>	99.70 @ 35 mo. <small>(-0.2/+0.1)</small>	--	--	--	--	--	--	--
Registered Implants: 10000										
Effective Sample Size	4219	515	206	--	--	--	--	--	--	--

ACUITY X4 Straight

Models 4671/4672

U.S. Survival Probability	Worldwide Malfunction Details	Product Advisories
---------------------------	-------------------------------	--------------------

ACUITY X4 Straight Models 4671/4672			
Worldwide Distribution: 29,000			
Worldwide Confirmed Malfunctions: 0			
	Without Compromised Therapy	With Compromised Therapy	Total
Conductor	-	-	0
Crimp/Weld/Bond	-	-	0
Insulation	-	-	0
Other	-	-	0
WW Confirmed Malfunctions	0	0	0

[More details](#) about malfunctions

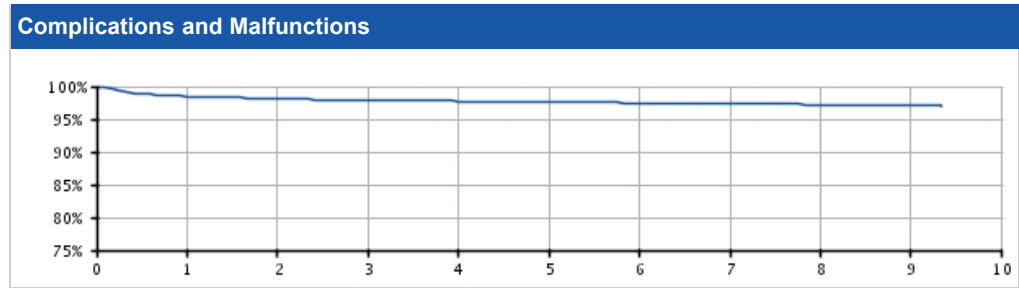
[References](#) cited in table above

ACUITY Spiral

Models 4591/4592/4593

U.S. Survival Probability	Worldwide Malfunction Details	Product Advisories	Longitude Survival Probability
----------------------------------	--------------------------------------	---------------------------	---------------------------------------

U.S. Summary	
U.S. Registered Implants: 23,000	U.S. Chronic Lead Complications: 464
U.S. Approval Date: May 2008	U.S. Malfunctions: 8
U.S. Estimated Active Implants: 14,000	Without Compromised Therapy: 4
	With Compromised Therapy: 4




U.S. Survival Probability

Year	1	2	3	4	5	6	7	8	9	10
Non Advisory Population	98.48 (-0.2/+0.2)	98.13 (-0.2/+0.2)	97.90 (-0.2/+0.2)	97.74 (-0.2/+0.2)	97.61 (-0.2/+0.2)	97.46 (-0.3/+0.2)	97.38 (-0.3/+0.2)	97.14 (-0.3/+0.3)	97.08 (-0.4/+0.3)	97.08 @ 112 mo. (-0.4/+0.3)
Registered Implants: 22000										
Effective Sample Size	19279	16724	13929	10920	8118	5696	3557	1902	539	224

ACUITY Spiral

Models 4591/4592/4593

U.S. Survival Probability	Worldwide Malfunction Details	Product Advisories	Longitude Survival Probability
---------------------------	-------------------------------	--------------------	--------------------------------

ACUITY Spiral Models 4591/4592/4593			
Worldwide Distribution: 44,000			
Worldwide Confirmed Malfunctions: 8			
	Without Compromised Therapy	With Compromised Therapy	Total
Conductor	1	3	4
²⁷ Non-patterned, Conductor	1	3	
Crimp/Weld/Bond	-	-	0
Insulation	1	1	2
²⁸ Non-patterned, Insulation	1	1	
Other	2	-	2
²⁶ Non-patterned, Other	2	-	
WW Confirmed Malfunctions	4	4	8

[More details](#) about malfunctions

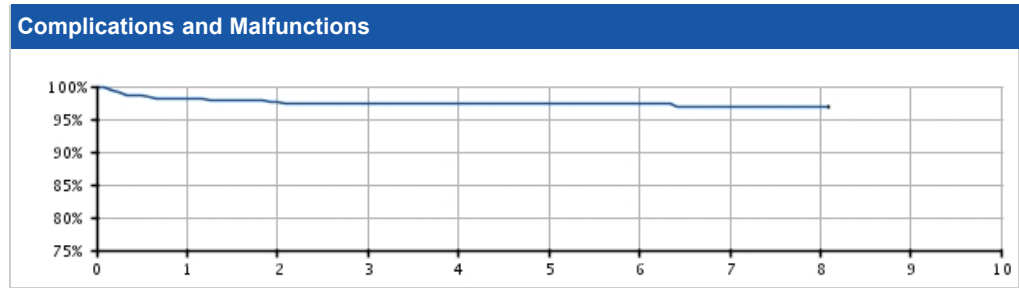
[References](#) cited in table above

ACUITY Spiral Longitude*

Models 4591/4592/4593

U.S. Survival Probability	Worldwide Malfunction Details	Product Advisories	Longitude Survival Probability
---------------------------	-------------------------------	--------------------	--------------------------------

Longitude Registry Summary Data	
Leads Enrolled: 1383	Chronic Lead Complications: 34
Leads Active: 847	Malfunctions:0
Cumulative Followup Months : 48,481	Without Compromised Therapy:0
	With Compromised Therapy:0



Longitude Registry Survival Probability

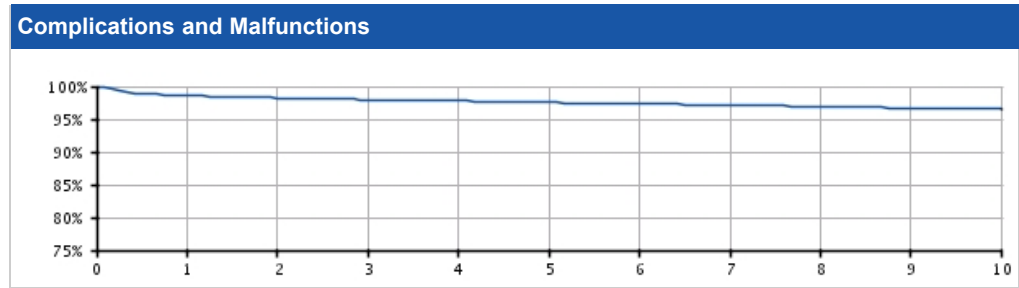
Year	1	2	3	4	5	6	7	8	9	10
Longitude	98.03 (-0.8/+0.2)	97.56 (-0.9/+0.3)	97.26 (-0.9/+0.3)	97.26 (-0.9/+0.3)	97.26 (-0.9/+0.3)	97.26 (-0.9/+0.3)	97.26 (-0.9/+0.3)	96.96 (-0.9/+0.3)	96.96 @ 97 mo. (-0.9/+0.3)	-
Registered Implants: 1383										
Effective Sample Size	1150	1004	871	699	548	388	217	66	53	-

ACUITY Steerable

Models 4554/4555/4556

U.S. Survival Probability	Worldwide Malfunction Details	Product Advisories
---------------------------	-------------------------------	--------------------

U.S. Summary	
U.S. Registered Implants: 29,000	U.S. Chronic Lead Complications: 611
U.S. Approval Date: May 2008	U.S. Malfunctions:33
U.S. Estimated Active Implants: 16,000	Without Compromised Therapy:12
	With Compromised Therapy:21




U.S. Survival Probability

Year	1	2	3	4	5	6	7	8	9	10
Non Advisory Population	98.59 <small>(-0.1/+0.1)</small>	98.23 <small>(-0.2/+0.2)</small>	97.98 <small>(-0.2/+0.2)</small>	97.77 <small>(-0.2/+0.2)</small>	97.52 <small>(-0.2/+0.2)</small>	97.29 <small>(-0.2/+0.2)</small>	97.11 <small>(-0.3/+0.2)</small>	96.92 <small>(-0.3/+0.3)</small>	96.70 <small>(-0.3/+0.3)</small>	96.56 <small>(-0.4/+0.3)</small>
Registered Implants: 29000										
Effective Sample Size	24348	21473	18433	15054	11874	9154	6685	4490	2394	744

ACUITY Steerable

Models 4554/4555/4556

U.S. Survival Probability	Worldwide Malfunction Details	Product Advisories
---------------------------	-------------------------------	--------------------

ACUITY Steerable Models 4554/4555/4556			
Worldwide Distribution: 65,000			
Worldwide Confirmed Malfunctions: 57			
	Without Compromised Therapy	With Compromised Therapy	Total
Conductor	13	36	49
²⁷ Non-patterned, Conductor	8	9	
³⁴ Extracardiac fracture	5	27	
Crimp/Weld/Bond	-	-	0
Insulation	-	1	1
²⁸ Non-patterned, Insulation	-	1	
Other	6	1	7
²⁶ Non-patterned, Other	6	1	
WW Confirmed Malfunctions	19	38	57

[More details](#) about malfunctions

[References](#) cited in table above

EASYTRAK 3

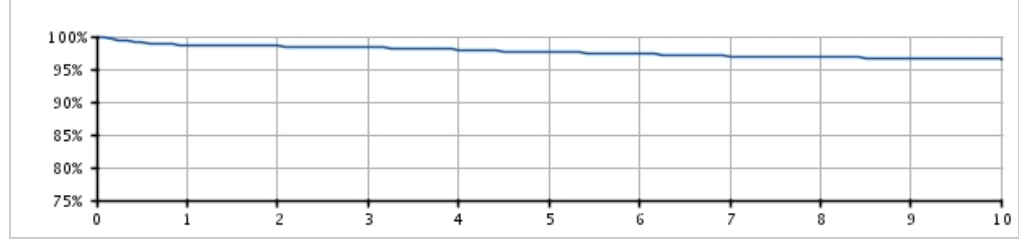
Models 4522/4524/4525/4527/4548/
4549/4550

U.S. Survival Probability	Worldwide Malfunction Details	Product Advisories
----------------------------------	--------------------------------------	---------------------------

U.S. Summary

U.S. Registered Implants: 22,000 U.S. Approval Date: August 2004 U.S. Estimated Active Implants: 9,000	U.S. Chronic Lead Complications: 450 U.S. Malfunctions: 31 Without Compromised Therapy: 8 With Compromised Therapy: 23
---	---

Complications and Malfunctions



U.S. Survival Probability

Year	1	2	3	4	5	6	7	8	9	10
Non Advisory Population	98.70 (-0.2/+0.1)	98.51 (-0.2/+0.2)	98.30 (-0.2/+0.2)	98.00 (-0.2/+0.2)	97.64 (-0.2/+0.2)	97.34 (-0.3/+0.2)	96.98 (-0.3/+0.3)	96.84 (-0.3/+0.3)	96.66 (-0.3/+0.3)	96.57 (-0.4/+0.3)
Registered Implants: 22000										
Effective Sample Size	18417	16288	14093	11785	9572	7721	6260	4992	3809	2818

EASYTRAK 3

Models 4522/4524/4525/4527/4548/
4549/4550

U.S. Survival Probability	Worldwide Malfunction Details	Product Advisories
---------------------------	-------------------------------	--------------------

EASYTRAK 3 Models 4522/4524/4525/4527/4548/ 4549/4550			
Worldwide Distribution: 43,000 Worldwide Confirmed Malfunctions: 50			
	Without Compromised Therapy	With Compromised Therapy	Total
Conductor	11	34	45
²⁵ Conductor fracture	1	-	
²⁷ Non-patterned, Conductor	6	5	
³⁴ Extracardiac fracture	4	29	
Crimp/Weld/Bond	-	-	0
Insulation	3	1	4
²⁸ Non-patterned, Insulation	3	1	
Other	1	-	1
²⁶ Non-patterned, Other	1	-	
WW Confirmed Malfunctions	15	35	50

[More details](#) about malfunctions

[References](#) cited in table above

EASYTRAK 2

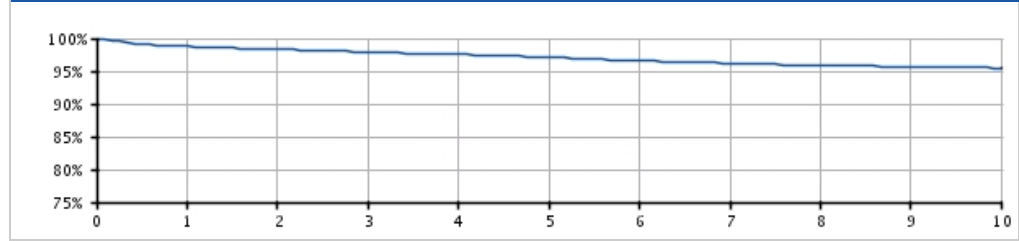
Models 4515/4517/4518/4520/4542/
4543/4544

U.S. Survival Probability	Worldwide Malfunction Details	Product Advisories
----------------------------------	--------------------------------------	---------------------------

U.S. Summary

U.S. Registered Implants: 97,000 U.S. Approval Date: August 2004 U.S. Estimated Active Implants: 41,000	U.S. Chronic Lead Complications: 2,278 U.S. Malfunctions: 370 Without Compromised Therapy: 115 With Compromised Therapy: 255
--	---

Complications and Malfunctions



U.S. Survival Probability

Year	1	2	3	4	5	6	7	8	9	10
Non Advisory Population	98.78 (-0.1/+0.1)	98.32 (-0.1/+0.1)	97.90 (-0.1/+0.1)	97.55 (-0.1/+0.1)	97.10 (-0.1/+0.1)	96.60 (-0.1/+0.1)	96.19 (-0.2/+0.2)	95.89 (-0.2/+0.2)	95.69 (-0.2/+0.2)	95.50 (-0.2/+0.2)
Registered Implants: 97000										
Effective Sample Size	81552	71727	61814	51875	42638	34624	27581	21243	15463	10844

EASYTRAK 2

Models 4515/4517/4518/4520/4542/
4543/4544

U.S. Survival Probability	Worldwide Malfunction Details	Product Advisories
---------------------------	-------------------------------	--------------------

EASYTRAK 2 Models 4515/4517/4518/4520/4542/ 4543/4544			
Worldwide Distribution: 179,000 Worldwide Confirmed Malfunctions: 508			
	Without Compromised Therapy	With Compromised Therapy	Total
Conductor	125	356	481
²⁵ Conductor fracture	116	309	
²⁷ Non-patterned, Conductor	9	47	
Crimp/Weld/Bond	-	-	0
Insulation	12	2	14
²⁸ Non-patterned, Insulation	12	2	
Other	8	5	13
²⁶ Non-patterned, Other	8	5	
WW Confirmed Malfunctions	145	363	508

[More details](#) about malfunctions

[References](#) cited in table above

EASYTRAK

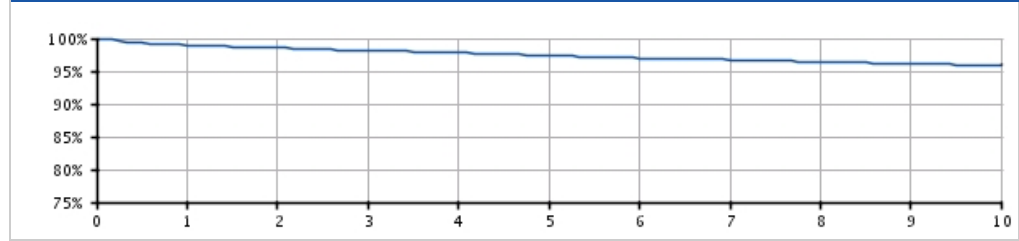
Models 4510/4511/4512/4513/4535/
4536/4537/4538

U.S. Survival Probability	Worldwide Malfunction Details	Product Advisories
----------------------------------	--------------------------------------	---------------------------

U.S. Summary

U.S. Registered Implants: 38,000	U.S. Chronic Lead Complications: 912
U.S. Approval Date: May 2002	U.S. Malfunctions: 24
U.S. Estimated Active Implants: 6,000	Without Compromised Therapy: 10
	With Compromised Therapy: 14

Complications and Malfunctions



U.S. Survival Probability

Year	1	2	3	4	5	6	7	8	9	10
Non Advisory Population	98.94 (-0.1/+0.1)	98.57 (-0.1/+0.1)	98.15 (-0.2/+0.1)	97.83 (-0.2/+0.2)	97.35 (-0.2/+0.2)	97.00 (-0.2/+0.2)	96.74 (-0.2/+0.2)	96.35 (-0.3/+0.2)	96.10 (-0.3/+0.3)	95.94 (-0.3/+0.3)
Registered Implants: 38000										
Effective Sample Size	30530	26243	22509	19335	16497	14097	12090	10516	9261	8104

EASYTRAK

Models 4510/4511/4512/4513/4535/
4536/4537/4538

U.S. Survival Probability	Worldwide Malfunction Details	Product Advisories
---------------------------	-------------------------------	--------------------

EASYTRAK Models 4510/4511/4512/4513/4535/ 4536/4537/4538			
Worldwide Distribution: 53,000 Worldwide Confirmed Malfunctions: 26			
	Without Compromised Therapy	With Compromised Therapy	Total
Conductor	-	12	12
²⁷ Non-patterned, Conductor	-	12	
Crimp/Weld/Bond	-	-	0
Insulation	3	3	6
²⁸ Non-patterned, Insulation	3	3	
Other	7	1	8
²⁶ Non-patterned, Other	7	1	
WW Confirmed Malfunctions	10	16	26

[More details](#) about malfunctions

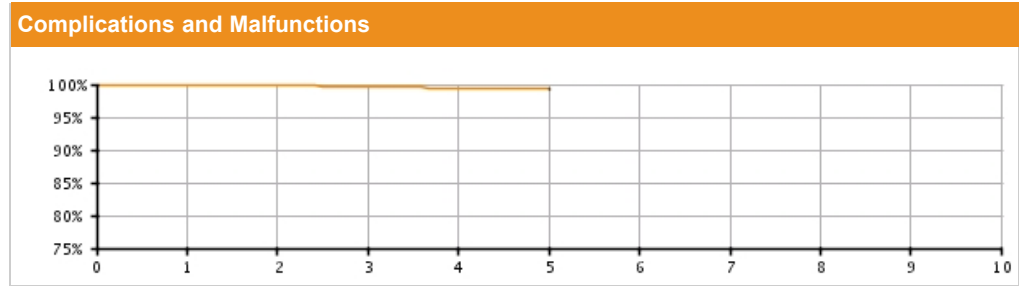
[References](#) cited in table above

EMBLEM/Q-TRAK S-ICD Electrode

Models 3010/3401/3501

U.S. Survival Probability	Worldwide Malfunction Details	Product Advisories
----------------------------------	--------------------------------------	---------------------------

U.S. Summary	
U.S. Registered Implants: 23,000 U.S. Approval Date: September 2012 U.S. Estimated Active Implants: 21,000	U.S. Chronic Lead Complications: 14 U.S. Malfunctions: 2 Without Compromised Therapy: 1 With Compromised Therapy: 1



U.S. Survival Probability


Year	1	2	3	4	5	6	7	8	9	10
Non Advisory Population	99.88 <small>(-0.1/+0.0)</small>	99.80 <small>(-0.1/+0.1)</small>	99.70 <small>(-0.1/+0.1)</small>	99.27 <small>(-0.6/+0.3)</small>	99.27 <small>(-0.6/+0.3)</small>	—	—	—	—	—
Registered Implants: 23000										
Effective Sample Size	14862	8152	3349	613	234	—	—	—	—	—

EMBLEM/Q-TRAK S-ICD Electrode

Models 3010/3401/3501

U.S. Survival Probability	Worldwide Malfunction Details	Product Advisories
---------------------------	-------------------------------	--------------------

EMBLEM/Q-TRAK S-ICD Electrode
Models 3010/3401/3501



Worldwide Distribution: 42,000
Worldwide Confirmed Malfunctions: 7

	Without Compromised Therapy	With Compromised Therapy	Total
Conductor	-	-	0
Crimp/Weld/Bond	-	3	3
³⁷ Weld fracture	-	3	
Insulation	-	-	0
Other	1	3	4
WW Confirmed Malfunctions	1	6	7

[More details](#) about malfunctions


[References](#) cited in table above

ENDOTAK RELIANCE G 4-FRONT Dual Coil Active Fixation

Models 0658/0695/0696

U.S. Survival Probability	Worldwide Malfunction Details	Product Advisories
---------------------------	-------------------------------	--------------------

ENDOTAK RELIANCE G 4-FRONT Dual Coil Active Fixation
Models 0658/0695/0696



Worldwide Distribution: 11,000
Worldwide Confirmed Malfunctions: 0

	Without Compromised Therapy	With Compromised Therapy	Total
Conductor	-	-	0
Crimp/Weld/Bond	-	-	0
Insulation	-	-	0
²⁸ Non-patterned, Insulation	-	-	
Other	-	-	0
WW Confirmed Malfunctions	0	0	0


[More details](#) about malfunctions

[References](#) cited in table above

ENDOTAK RELIANCE SG 4-FRONT Single Coil Active Fixation

Models 0657/0692/0693

U.S. Survival Probability	Worldwide Malfunction Details	Product Advisories
---------------------------	-------------------------------	--------------------

ENDOTAK RELIANCE SG 4-FRONT Single Coil Active Fixation Models 0657/0692/0693 			
Worldwide Distribution: 48,000			
Worldwide Confirmed Malfunctions: 23			
	Without Compromised Therapy	With Compromised Therapy	Total
Conductor	-	18	18
²⁷ Non-patterned, Conductor	-	4	
³⁸ Conductor cable fracture	-	14	
Crimp/Weld/Bond	-	-	0
Insulation	-	4	4
²⁸ Non-patterned, Insulation	-	4	
Other	-	1	1
²⁶ Non-patterned, Other	-	1	
WW Confirmed Malfunctions	0	23	23

[More details](#) about malfunctions


[References](#) cited in table above

ENDOTAK RELIANCE G 4-FRONT Dual Coil Passive Fixation

Models 0655/0685/0686

U.S. Survival Probability	Worldwide Malfunction Details	Product Advisories
---------------------------	-------------------------------	--------------------

ENDOTAK RELIANCE G 4-FRONT Dual Coil Passive Fixation
Models 0655/0685/0686



Worldwide Distribution: 1,000
Worldwide Confirmed Malfunctions: 0

	Without Compromised Therapy	With Compromised Therapy	Total
Conductor	-	-	0
Crimp/Weld/Bond	-	-	0
Insulation	-	-	0
Other	-	-	0
WW Confirmed Malfunctions	0	0	0

[More details](#) about malfunctions


[References](#) cited in table above

ENDOTAK RELIANCE SG 4-FRONT Single Coil Passive Fixation

Models 0654/0682/0683

U.S. Survival Probability	Worldwide Malfunction Details	Product Advisories
---------------------------	-------------------------------	--------------------

ENDOTAK RELIANCE SG 4-FRONT
Single Coil Passive Fixation
Models 0654/0682/0683



Worldwide Distribution: 3,000
Worldwide Confirmed Malfunctions: 1

	Without Compromised Therapy	With Compromised Therapy	Total
Conductor	-	1	1
³⁸ Conductor cable fracture	-	1	
Crimp/Weld/Bond	-	-	0
Insulation	-	-	0
Other	-	-	0
WW Confirmed Malfunctions	0	1	1

[More details](#) about malfunctions

[References](#) cited in table above

**ENDOTAK RELIANCE 4-Site
Dual Coil, Active Fixation**

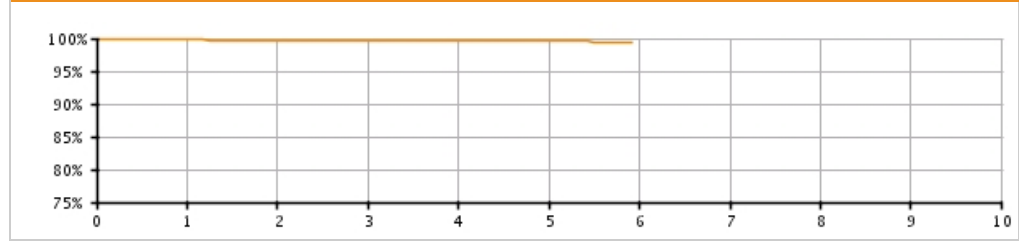
Models 0275/0276/0295/0296

U.S. Survival Probability	Worldwide Malfunction Details	Product Advisories
---------------------------	-------------------------------	--------------------

U.S. Summary

U.S. Registered Implants: 65,000	U.S. Chronic Lead Complications: 187
U.S. Approval Date: November 2010	U.S. Malfunctions: 15
U.S. Estimated Active Implants: 55,000	Without Compromised Therapy: 0
	With Compromised Therapy: 15

Complications and Malfunctions



U.S. Survival Probability


Year	1	2	3	4	5	6	7	8	9	10
Non Advisory Population	99.78 (-0.0/+0.0)	99.69 (-0.1/+0.0)	99.63 (-0.1/+0.0)	99.58 (-0.1/+0.1)	99.53 (-0.1/+0.1)	99.45 @ 71 mo. (-0.1/+0.1)	-	-	-	-
Registered Implants: 65000										
Effective Sample Size	51993	40103	28927	18256	8009	342	-	-	-	-

**ENDOTAK RELIANCE 4-Site
Dual Coil, Active Fixation**

Models 0275/0276/0295/0296

U.S. Survival Probability	Worldwide Malfunction Details	Product Advisories
---------------------------	-------------------------------	--------------------

**ENDOTAK RELIANCE 4-Site
Dual Coil, Active Fixation
Models 0275/0276/0295/0296**



Worldwide Distribution: 104,000
Worldwide Confirmed Malfunctions: 45

	Without Compromised Therapy	With Compromised Therapy	Total
Conductor	-	4	4
²⁷ Non-patterned, Conductor	-	4	
Crimp/Weld/Bond	-	-	0
Insulation	7	32	39
²⁸ Non-patterned, Insulation	7	32	
Other	2	-	2
²⁶ Non-patterned, Other	2	-	
WW Confirmed Malfunctions	9	36	45

[More details](#) about malfunctions

[References](#) cited in table above

**ENDOTAK RELIANCE 4-Site
Dual Coil, Active Fixation Longitude***

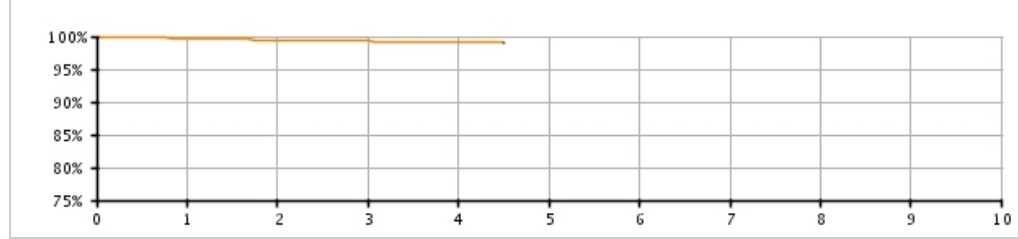
Models 0275/0276/0295/0296

U.S. Survival Probability	Worldwide Malfunction Details	Product Advisories
---------------------------	-------------------------------	--------------------

Longitude Registry Summary Data

Leads Enrolled: 850	Chronic Lead Complications: 3
Leads Active: 600	U.S. Malfunctions: 0
Cumulative Followup Months : 28,823	Without Compromised Therapy: 0
	With Compromised Therapy: 0

Complications and Malfunctions



Longitude Registry Survival Probability

Year	1	2	3	4	5	6	7	8	9	10
Longitude	99.75 (-1.6/+1.6)	99.46 (-1.7/+1.7)	99.29 (-1.9/+1.9)	99.12 (-1.9/+2.0)	99.12 @ 54 mo. (-1.9/+3.8)	--	--	--	--	--
Registered Implants: 850										
Effective Sample Size	744	657	578	178	56	--	--	--	--	--

ENDOTAK RELIANCE 4-Site Dual Coil, Passive Fixation

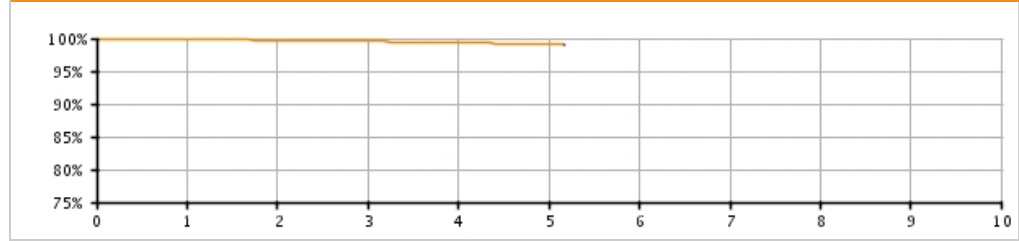
Models 0265/0266/0285/0286

U.S. Survival Probability	Worldwide Malfunction Details	Product Advisories
---------------------------	-------------------------------	--------------------

U.S. Summary

U.S. Registered Implants: 3,000	U.S. Chronic Lead Complications: 12
U.S. Approval Date: November 2010	U.S. Malfunctions: 0
U.S. Estimated Active Implants: 2,000	Without Compromised Therapy: 0
	With Compromised Therapy: 0

Complications and Malfunctions



U.S. Survival Probability


Year	1	2	3	4	5	6	7	8	9	10
Non Advisory Population	99.77 (-0.3/+0.1)	99.66 (-0.3/+0.2)	99.51 (-0.4/+0.2)	99.31 (-0.6/+0.3)	99.10 (-0.8/+0.4)	99.10 @ 62 mo. (-0.8/+0.4)	-	-	-	-
Registered Implants: 3000										
Effective Sample Size	2240	1716	1205	663	270	221	-	-	-	-

**ENDOTAK RELIANCE 4-Site
Dual Coil, Passive Fixation**

Models 0265/0266/0285/0286

U.S. Survival Probability	Worldwide Malfunction Details	Product Advisories
---------------------------	-------------------------------	--------------------

**ENDOTAK RELIANCE 4-Site
Dual Coil, Passive Fixation
Models 0265/0266/0285/0286**



Worldwide Distribution: 9,000
Worldwide Confirmed Malfunctions: 0

	Without Compromised Therapy	With Compromised Therapy	Total
Conductor	-	-	0
Crimp/Weld/Bond	-	-	0
Insulation	-	-	0
Other	-	-	0
WW Confirmed Malfunctions	0	0	0

[More details](#) about malfunctions

[References](#) cited in table above

**ENDOTAK RELIANCE 4-Site
Single Coil, Active Fixation**

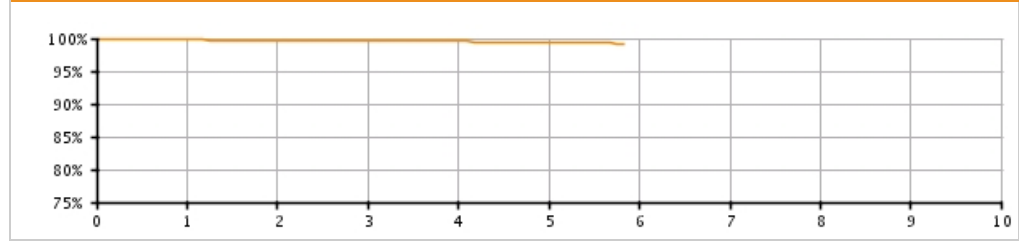
Models 0292/0293

U.S. Survival Probability	Worldwide Malfunction Details	Product Advisories
---------------------------	-------------------------------	--------------------

U.S. Summary

U.S. Registered Implants: 87,000	U.S. Chronic Lead Complications: 231
U.S. Approval Date: November 2010	U.S. Malfunctions:15
U.S. Estimated Active Implants: 79,000	Without Compromised Therapy:1
	With Compromised Therapy:14

Complications and Malfunctions



U.S. Survival Probability


Year	1	2	3	4	5	6	7	8	9	10
Non Advisory Population	99.78 (-0.0/+0.0)	99.69 (-0.0/+0.0)	99.61 (-0.1/+0.1)	99.51 (-0.1/+0.1)	99.41 (-0.1/+0.1)	99.17 @ 70 mo. (-0.5/+0.3)	-	-	-	-
Registered Implants: 87000										
Effective Sample Size	60081	39116	22737	11042	3640	341	-	-	-	-

**ENDOTAK RELIANCE 4-Site
Single Coil, Active Fixation**

Models 0292/0293

U.S. Survival Probability	Worldwide Malfunction Details	Product Advisories
---------------------------	-------------------------------	--------------------

**ENDOTAK RELIANCE 4-Site
Single Coil, Active Fixation
Models 0292/0293**



Worldwide Distribution: 137,000
Worldwide Confirmed Malfunctions: 36

	Without Compromised Therapy	With Compromised Therapy	Total
Conductor	-	2	2
²⁴ Conductor fracture	-	1	
²⁷ Non-patterned, Conductor	-	1	
Crimp/Weld/Bond	-	-	0
Insulation	2	28	30
²⁸ Non-patterned, Insulation	2	28	
Other	-	4	4
²⁶ Non-patterned, Other	-	4	
WW Confirmed Malfunctions	2	34	36

[More details](#) about malfunctions

[References](#) cited in table above

**ENDOTAK RELIANCE 4-Site
Single Coil, Active Fixation Longitude***

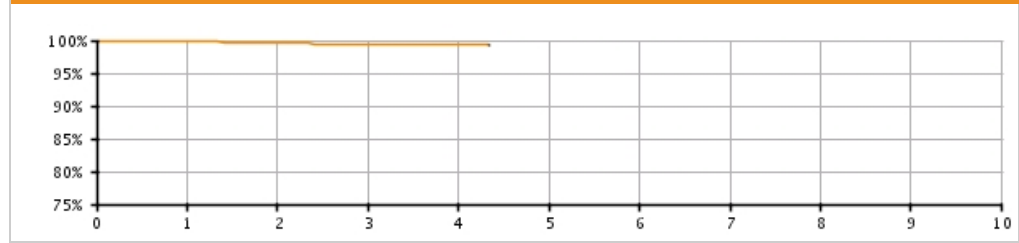
Models 0292/0293

U.S. Survival Probability	Worldwide Malfunction Details	Product Advisories
---------------------------	-------------------------------	--------------------

Longitude Registry Summary Data

Leads Enrolled: 1104	U.S. Chronic Lead Complications: 5
Leads Active: 879	U.S. Malfunctions: 0
Cumulative Followup Months : 38,203	Without Compromised Therapy: 0
	With Compromised Therapy: 0

Complications and Malfunctions



Longitude Registry Survival Probability

Year	1	2	3	4	5	6	7	8	9	10
Longitude	99.89 (-1.6/+1.6)	99.53 (-1.7/+1.7)	99.39 (-1.9/+1.9)	99.39 (-1.9/+3.8)	99.39 @ 52 mo. (-1.9/+3.8)	--	--	--	--	--
Registered Implants: 1104										
Effective Sample Size	854	758	673	182	60	--	--	--	--	--

**ENDOTAK RELIANCE 4-Site
Single Coil, Passive Fixation**

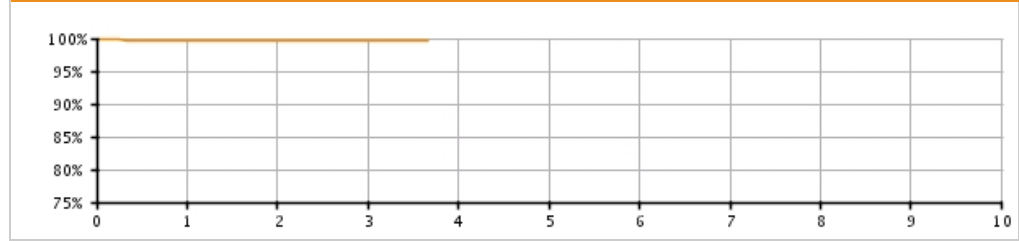
Models 0282/0283

U.S. Survival Probability	Worldwide Malfunction Details	Product Advisories
---------------------------	-------------------------------	--------------------

U.S. Summary

U.S. Registered Implants: 2,000	U.S. Chronic Lead Complications: 4
U.S. Approval Date: November 2010	U.S. Malfunctions: 0
U.S. Estimated Active Implants: 2,000	Without Compromised Therapy: 0
	With Compromised Therapy: 0

Complications and Malfunctions



U.S. Survival Probability


Year	1	2	3	4	5	6	7	8	9	10
Non Advisory Population	99.67 (-0.5/+0.2)	99.67 (-0.5/+0.2)	99.67 (-0.5/+0.2)	99.67 @ 44 mo. (-0.5/+0.2)	—	—	—	—	—	—
Registered Implants: 2000										
Effective Sample Size	1116	679	343	216	—	—	—	—	—	—

**ENDOTAK RELIANCE 4-Site
Single Coil, Passive Fixation**

Models 0282/0283

U.S. Survival Probability	Worldwide Malfunction Details	Product Advisories
---------------------------	-------------------------------	--------------------

**ENDOTAK RELIANCE 4-Site
Single Coil, Passive Fixation
Models 0282/0283**



Worldwide Distribution: 5,000
Worldwide Confirmed Malfunctions: 1

	Without Compromised Therapy	With Compromised Therapy	Total
Conductor	-	-	0
Crimp/Weld/Bond	-	-	0
Insulation	-	1	1
²⁸ Non-patterned, Insulation	-	1	
Other	-	-	0
WW Confirmed Malfunctions	0	1	1

[More details](#) about malfunctions

[References](#) cited in table above

**ENDOTAK RELIANCE
Dual Coil, Active Fixation**

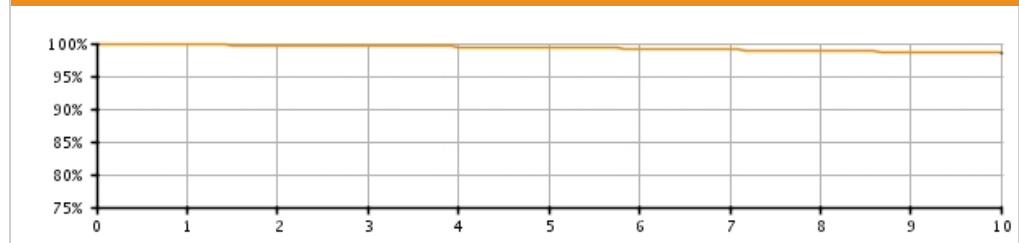
Models 0157/0158/0159/0164/0165/
0166/0167/0184/0185/0186/
0187

U.S. Survival Probability	Worldwide Malfunction Details	Product Advisories
----------------------------------	--------------------------------------	---------------------------

U.S. Summary

U.S. Registered Implants: 287,000	U.S. Chronic Lead Complications: 2,057
U.S. Approval Date: July 2002	U.S. Malfunctions: 310
U.S. Estimated Active Implants: 129,000	Without Compromised Therapy: 110
	With Compromised Therapy: 200

Complications and Malfunctions



U.S. Survival Probability


Year	1	2	3	4	5	6	7	8	9	10
Non Advisory Population	99.80 (-0.0/+0.0)	99.70 (-0.0/+0.0)	99.61 (-0.0/+0.0)	99.50 (-0.0/+0.0)	99.37 (-0.0/+0.0)	99.22 (-0.0/+0.0)	99.03 (-0.0/+0.0)	98.88 (-0.1/+0.1)	98.70 (-0.1/+0.1)	98.51 (-0.1/+0.1)
Registered Implants: 287000										
Effective Sample Size	252037	224648	199984	177482	156487	135698	109054	85668	62988	44314

**ENDOTAK RELIANCE
Dual Coil, Active Fixation**

Models 0157/0158/0159/0164/0165/
0166/0167/0184/0185/0186/
0187

U.S. Survival Probability	Worldwide Malfunction Details	Product Advisories
---------------------------	-------------------------------	--------------------

ENDOTAK RELIANCE
Dual Coil, Active Fixation
Models 0157/0158/0159/0164/0165/
0166/0167/0184/0185/0186/
0187



Worldwide Distribution: 376,000
Worldwide Confirmed Malfunctions: 482

	Without Compromised Therapy	With Compromised Therapy	Total
Conductor	2	136	138
²⁴ Conductor fracture	-	92	
²⁷ Non-patterned, Conductor	2	44	
Crimp/Weld/Bond	5	2	7
⁵ Seal rings	2	2	
³¹ Non-patterned, Crimp, Weld, Bond	3	-	
Insulation	147	141	288
²⁸ Non-patterned, Insulation	147	141	
Other	29	20	49
²⁶ Non-patterned, Other	29	20	
WW Confirmed Malfunctions	183	299	482

[More details](#) about malfunctions

[References](#) cited in table above

**ENDOTAK RELIANCE
Dual Coil, Active Fixation Longitude***


Models 0157/0158/0159/0164/0165/
0166/0167/0184/0185/0186/
0187

U.S. Survival Probability	Worldwide Malfunction Details	Product Advisories
---------------------------	-------------------------------	--------------------

Longitude Registry Summary Data

Leads Enrolled: 741	Chronic Lead Complications: 5
Leads Active: 379	Malfunctions:0
Cumulative Followup Months : 26,958	Without Compromised Therapy:0
	With Compromised Therapy:0

Complications and Malfunctions



Longitude Registry Survival Probability

Year	1	2	3	4	5	6	7	8	9	10
Longitude	100 (-1.6/+1.6)	99.67 (-1.7/+1.7)	99.49 (-1.9/+1.9)	99.49 (-1.9/+1.9)	99.49 (-1.9/+1.9)	99.49 (-1.9/+3.8)	99.49 (-1.9/+3.8)	99.49 (-1.9/+3.8)	99.49 (-1.9/+3.8)	–
Registered Implants: 741										
Effective Sample Size	645	572	508	446	382	322	216	108	50	–

**ENDOTAK RELIANCE
Dual Coil, Passive Fixation**

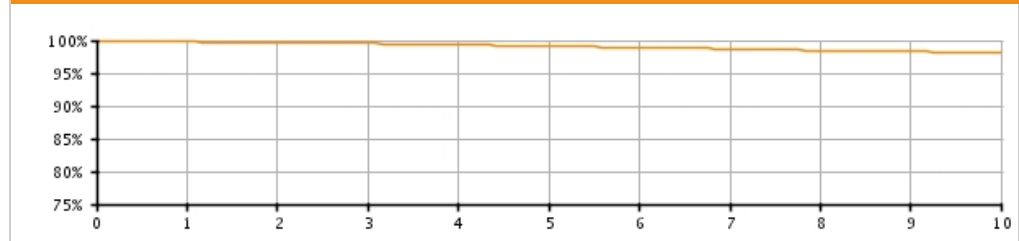
Models 0147/0148/0149/0174/0175/
0176/0177

U.S. Survival Probability	Worldwide Malfunction Details	Product Advisories
----------------------------------	--------------------------------------	---------------------------

U.S. Summary

U.S. Registered Implants: 47,000	U.S. Chronic Lead Complications: 523
U.S. Approval Date: October 2000	U.S. Malfunctions:42
U.S. Estimated Active Implants: 16,000	Without Compromised Therapy:9
	With Compromised Therapy:33

Complications and Malfunctions



U.S. Survival Probability


Year	1	2	3	4	5	6	7	8	9	10
Non Advisory Population	99.77 (-0.0/+0.0)	99.68 (-0.1/+0.0)	99.53 (-0.1/+0.1)	99.34 (-0.1/+0.1)	99.14 (-0.1/+0.1)	98.93 (-0.1/+0.1)	98.70 (-0.1/+0.1)	98.46 (-0.2/+0.1)	98.28 (-0.2/+0.2)	98.08 (-0.2/+0.2)
Registered Implants: 47000										
Effective Sample Size	40601	36193	32206	28592	25190	22022	18891	16064	13470	11148

ENDOTAK RELIANCE
Dual Coil, Passive Fixation

Models 0147/0148/0149/0174/0175/
 0176/0177

U.S. Survival Probability	Worldwide Malfunction Details	Product Advisories
---------------------------	-------------------------------	--------------------

ENDOTAK RELIANCE
Dual Coil, Passive Fixation
 Models 0147/0148/0149/0174/0175/
 0176/0177



Worldwide Distribution: 109,000
Worldwide Confirmed Malfunctions: 131

	Without Compromised Therapy	With Compromised Therapy	Total
Conductor	-	32	32
²⁴ Conductor fracture	-	18	
²⁷ Non-patterned, Conductor	-	14	
Crimp/Weld/Bond	-	3	3
³⁶ Conductor connection	-	3	
Insulation	37	49	86
²⁸ Non-patterned, Insulation	37	49	
Other	6	4	10
⁶ Manufacturing material	-	1	
²⁶ Non-patterned, Other	6	3	
WW Confirmed Malfunctions	43	88	131

[More details](#) about malfunctions

[References](#) cited in table above

ENDOTAK RELIANCE
Single Coil, Active Fixation

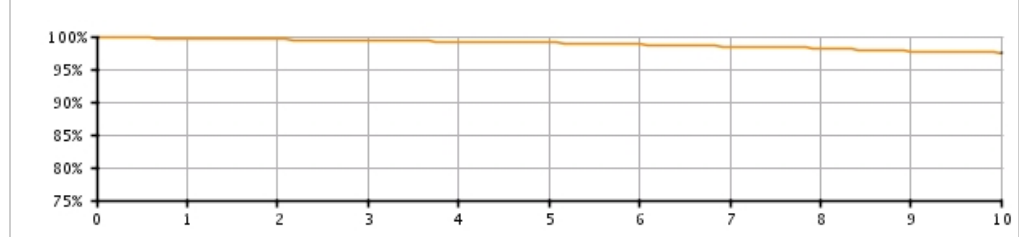
Models 0137/0138/0160/0161/0162/
 0180/0181/0182

U.S. Survival Probability	Worldwide Malfunction Details	Product Advisories
---------------------------	-------------------------------	--------------------

U.S. Summary

U.S. Registered Implants: 32,000	U.S. Chronic Lead Complications: 237
U.S. Approval Date: July 2002	U.S. Malfunctions:66
U.S. Estimated Active Implants: 22,000	Without Compromised Therapy:20
	With Compromised Therapy:46

Complications and Malfunctions



U.S. Survival Probability


Year	1	2	3	4	5	6	7	8	9	10
Non Advisory Population	99.69 (-0.1/+0.1)	99.52 (-0.1/+0.1)	99.41 (-0.1/+0.1)	99.21 (-0.1/+0.1)	99.03 (-0.1/+0.1)	98.78 (-0.2/+0.1)	98.47 (-0.2/+0.2)	98.16 (-0.3/+0.2)	97.68 (-0.4/+0.3)	97.44 (-0.5/+0.4)
Registered Implants: 32000										
Effective Sample Size	27780	24083	20308	16725	13443	10380	6249	3832	2040	966

ENDOTAK RELIANCE
Single Coil, Active Fixation

Models 0137/0138/0160/0161/0162/
 0180/0181/0182

U.S. Survival Probability	Worldwide Malfunction Details	Product Advisories
---------------------------	-------------------------------	--------------------

ENDOTAK RELIANCE
Single Coil, Active Fixation
 Models 0137/0138/0160/0161/0162/
 0180/0181/0182



Worldwide Distribution: 70,000
Worldwide Confirmed Malfunctions: 165

	Without Compromised Therapy	With Compromised Therapy	Total
Conductor	-	65	65
²⁴ Conductor fracture	-	56	
²⁷ Non-patterned, Conductor	-	9	
Crimp/Weld/Bond	-	-	0
Insulation	48	38	86
²⁸ Non-patterned, Insulation	48	38	
Other	8	6	14
²⁶ Non-patterned, Other	8	6	
WW Confirmed Malfunctions	56	109	165

[More details](#) about malfunctions

[References](#) cited in table above

ENDOTAK RELIANCE
Single Coil, Passive Fixation


Models 0127/0128/0170/0171/0172/
 0173

U.S. Survival Probability	Worldwide Malfunction Details	Product Advisories
---------------------------	-------------------------------	--------------------

U.S. Summary

U.S. Registered Implants: 2,000	U.S. Chronic Lead Complications: 18
U.S. Approval Date: October 2000	U.S. Malfunctions:1
U.S. Estimated Active Implants: 1,000	Without Compromised Therapy:0
	With Compromised Therapy:1

Complications and Malfunctions



U.S. Survival Probability


Year	1	2	3	4	5	6	7	8	9	10
Non Advisory Population	99.76 (-0.4/+0.2)	99.40 (-0.6/+0.3)	99.21 (-0.6/+0.4)	99.11 (-0.7/+0.4)	99.11 (-0.7/+0.4)	99.11 (-0.7/+0.4)	98.45 (-1.5/+0.8)	98.45 @ 93 mo. (-1.5/+0.8)	-	-
Registered Implants: 2000										
Effective Sample Size	1504	1260	998	793	583	407	277	206	-	-

ENDOTAK RELIANCE
Single Coil, Passive Fixation

Models 0127/0128/0170/0171/0172/
 0173

U.S. Survival Probability	Worldwide Malfunction Details	Product Advisories
---------------------------	-------------------------------	--------------------

ENDOTAK RELIANCE
Single Coil, Passive Fixation
 Models 0127/0128/0170/0171/0172/
 0173



Worldwide Distribution: 8,000
Worldwide Confirmed Malfunctions: 16

	Without Compromised Therapy	With Compromised Therapy	Total
Conductor	-	5	5
²⁴ Conductor fracture	-	3	
²⁷ Non-patterned, Conductor	-	2	
Crimp/Weld/Bond	-	-	0
Insulation	6	4	10
²⁸ Non-patterned, Insulation	6	4	
Other	1	-	1
²⁶ Non-patterned, Other	1	-	
WW Confirmed Malfunctions	7	9	16

[More details](#) about malfunctions

[References](#) cited in table above

ENDOTAK ENDURANCE EZ
Active Fixation

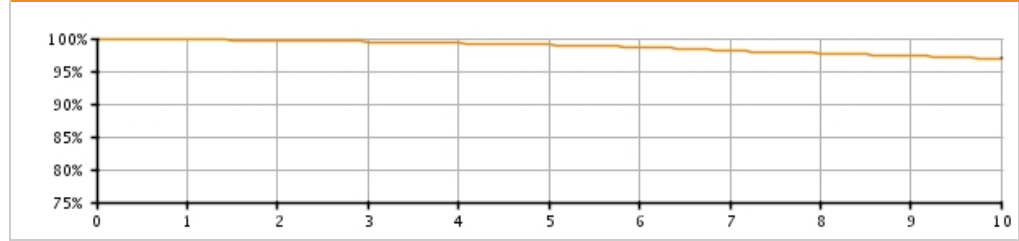
Models 0154/0155/0156

U.S. Survival Probability	Worldwide Malfunction Details	Product Advisories
---------------------------	-------------------------------	--------------------

U.S. Summary

U.S. Registered Implants: 29,000	U.S. Chronic Lead Complications: 598
U.S. Approval Date: June 1999	U.S. Malfunctions: 26
U.S. Estimated Active Implants: 6,000	Without Compromised Therapy: 11
	With Compromised Therapy: 15

Complications and Malfunctions



U.S. Survival Probability

Year	1	2	3	4	5	6	7	8	9	10
Non Advisory Population	99.81 (-0.1/+0.0)	99.66 (-0.1/+0.1)	99.50 (-0.1/+0.1)	99.26 (-0.1/+0.1)	99.01 (-0.1/+0.1)	98.66 (-0.2/+0.2)	98.14 (-0.2/+0.2)	97.73 (-0.3/+0.2)	97.31 (-0.3/+0.3)	96.96 (-0.3/+0.3)
Registered Implants: 29000										
Effective Sample Size	24452	21792	19398	17263	15330	13599	12053	10711	9491	8402

ENDOTAK ENDURANCE Rx Passive Fixation Steroid Eluting

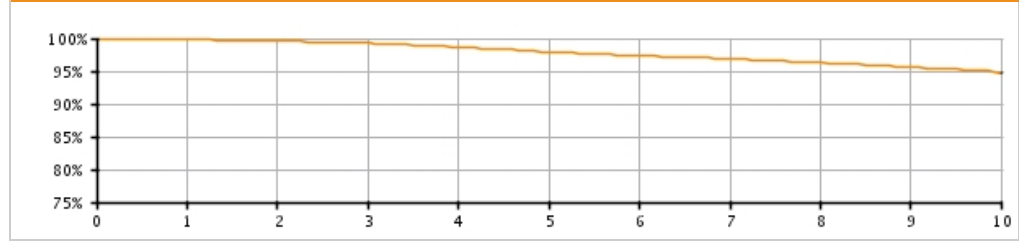
Models 0144/0145/0146

U.S. Survival Probability	Worldwide Malfunction Details	Product Advisories
---------------------------	-------------------------------	--------------------

U.S. Summary

U.S. Registered Implants: 18,000	U.S. Chronic Lead Complications: 697
U.S. Approval Date: January 1999	U.S. Malfunctions:30
U.S. Estimated Active Implants: 4,000	Without Compromised Therapy:8
	With Compromised Therapy:22

Complications and Malfunctions



U.S. Survival Probability

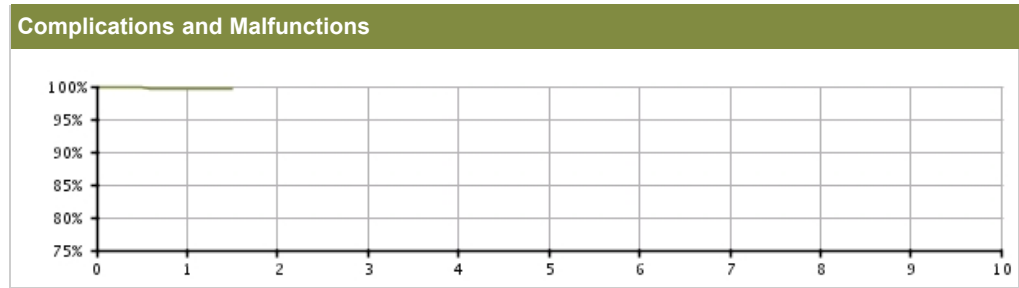
Year	1	2	3	4	5	6	7	8	9	10
Non Advisory Population	99.81 (-0.1/+0.1)	99.61 (-0.1/+0.1)	99.26 (-0.2/+0.1)	98.65 (-0.2/+0.2)	97.92 (-0.3/+0.2)	97.39 (-0.3/+0.3)	96.85 (-0.3/+0.3)	96.26 (-0.4/+0.4)	95.65 (-0.4/+0.4)	94.69 (-0.5/+0.5)
Registered Implants: 18000										
Effective Sample Size	15628	13937	12418	10989	9679	8564	7597	6723	5920	5203

INGEVITY Atrial J Passive Fixation

Models 7635/7636/7735/7736

U.S. Survival Probability	Worldwide Malfunction Details	Product Advisories
---------------------------	-------------------------------	--------------------

U.S. Summary	
U.S. Registered Implants: 4,000	U.S. Chronic Lead Complications: 8
U.S. Approval Date: April 2006	U.S. Malfunctions: 1
U.S. Estimated Active Implants: 4,000	Without Compromised Therapy: 1
	With Compromised Therapy: 0



U.S. Survival Probability


Year	1	2	3	4	5	6	7	8	9	10
Non Advisory Population	99.66 (-0.3/+0.2)	99.66 @ 18 mo. (-0.3/+0.2)	—	—	—	—	—	—	—	—
Registered Implants: 4000										
Effective Sample Size	1461	329	—	—	—	—	—	—	—	—

INGEVITY Atrial J Passive Fixation

Models 7635/7636/7735/7736

U.S. Survival Probability	Worldwide Malfunction Details	Product Advisories
----------------------------------	--------------------------------------	---------------------------

INGEVITY Atrial J Passive Fixation
Models 7635/7636/7735/7736



Worldwide Distribution: 39,000
Worldwide Confirmed Malfunctions: 1

	Without Compromised Therapy	With Compromised Therapy	Total
Conductor	1	-	1
⁴⁰ Extracardiac fracture	1	-	
Crimp/Weld/Bond	-	-	0
Insulation	-	-	0
Other	-	-	0
WW Confirmed Malfunctions	1	0	1

[More details](#) about malfunctions

[References](#) cited in table above

INGEVITY Positive Fixation

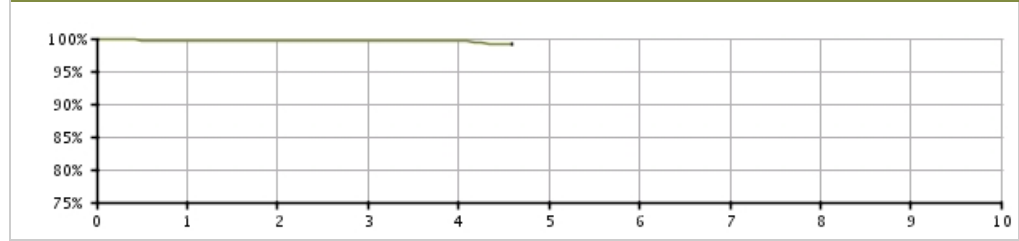
Models 7640/7641/7642/7740/7741/
7742

U.S. Survival Probability	Worldwide Malfunction Details	Product Advisories
---------------------------	-------------------------------	--------------------

U.S. Summary

U.S. Registered Implants: 150,000	U.S. Chronic Lead Complications: 298
U.S. Approval Date: April 2016	U.S. Malfunctions:32
U.S. Estimated Active Implants: 144,000	Without Compromised Therapy:15
	With Compromised Therapy:17

Complications and Malfunctions



U.S. Survival Probability

Year	1	2	3	4	5	6	7	8	9	10
Non Advisory Population	99.65 (-0.0/+0.0)	99.61 (-0.0/+0.0)	99.61 (-0.0/+0.0)	99.61 (-0.0/+0.0)	99.17 @ 55 mo. (-0.9/+0.4)	--	--	--	--	--
Registered Implants: 150000										
Effective Sample Size	51191	916	810	546	213	--	--	--	--	--

INGEVITY Positive Fixation

Models 7640/7641/7642/7740/7741/
7742

U.S. Survival Probability	Worldwide Malfunction Details	Product Advisories
---------------------------	-------------------------------	--------------------

INGEVITY Positive Fixation Models 7640/7641/7642/7740/7741/ 7742			
Worldwide Distribution: 409,000			
Worldwide Confirmed Malfunctions: 65			
	Without Compromised Therapy	With Compromised Therapy	Total
Conductor	31	31	62
²⁷ Non-patterned, Conductor	11	15	
³⁹ Inner conductor break	6	2	
⁴⁰ Extracardiac fracture	14	14	
Crimp/Weld/Bond	-	-	0
Insulation	-	1	1
²⁸ Non-patterned, Insulation	-	1	
Other	1	1	2
²⁶ Non-patterned, Other	1	1	
WW Confirmed Malfunctions	32	33	65

[More details](#) about malfunctions

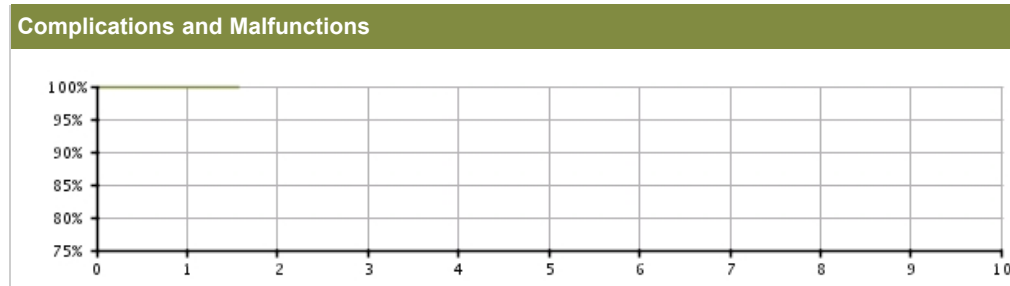
[References](#) cited in table above

INGEVITY Passive Fixation

Models 7631/7632/7731/7732

U.S. Survival Probability	Worldwide Malfunction Details	Product Advisories
----------------------------------	--------------------------------------	---------------------------

U.S. Summary	
U.S. Registered Implants: 8,000	U.S. Chronic Lead Complications: 4
U.S. Approval Date: April 2016	U.S. Malfunctions: 2
U.S. Estimated Active Implants: 7,000	Without Compromised Therapy: 0
	With Compromised Therapy: 2



U.S. Survival Probability

Year	1	2	3	4	5	6	7	8	9	10
Non Advisory Population	99.90 (-0.1/+0.1)	99.90 @ 19 mo. (-0.1/+0.1)	—	—	—	—	—	—	—	—
Registered Implants: 8000										
Effective Sample Size	2800	334	—	—	—	—	—	—	—	—

INGEVITY Passive Fixation

Models 7631/7632/7731/7732

U.S. Survival Probability	Worldwide Malfunction Details	Product Advisories
---------------------------	-------------------------------	--------------------

INGEVITY Passive Fixation Models 7631/7632/7731/7732			
Worldwide Distribution: 47,000			
Worldwide Confirmed Malfunctions: 5			
	Without Compromised Therapy	With Compromised Therapy	Total
Conductor	-	4	4
⁴⁰ Extracardiac fracture	-	4	
Crimp/Weld/Bond	-	-	0
Insulation	-	-	0
Other	-	1	1
²⁶ Non-patterned, Other	-	1	
WW Confirmed Malfunctions	0	5	5


[More details](#) about malfunctions

[References](#) cited in table above

FLEXTEND 2 Active Fixation

Models 4095/4096/4097

U.S. Survival Probability	Worldwide Malfunction Details	Product Advisories
---------------------------	-------------------------------	--------------------

FLEXTEND 2 Active Fixation Models 4095/4096/4097 			
Worldwide Distribution: 185,000			
Worldwide Confirmed Malfunctions: 117			
	Without Compromised Therapy	With Compromised Therapy	Total
Conductor	7	32	39
⁷ Lead conductor	3	18	
³² Conductor damage	4	14	
Crimp/Weld/Bond	-	-	0
Insulation	55	10	65
² Inner insulation abrasion	5	1	
²⁸ Non-patterned, Insulation	3	-	
³³ Insulation damage	47	9	
Other	13	-	13
²⁶ Non-patterned, Other	13	-	
WW Confirmed Malfunctions	75	42	117

[More details](#) about malfunctions

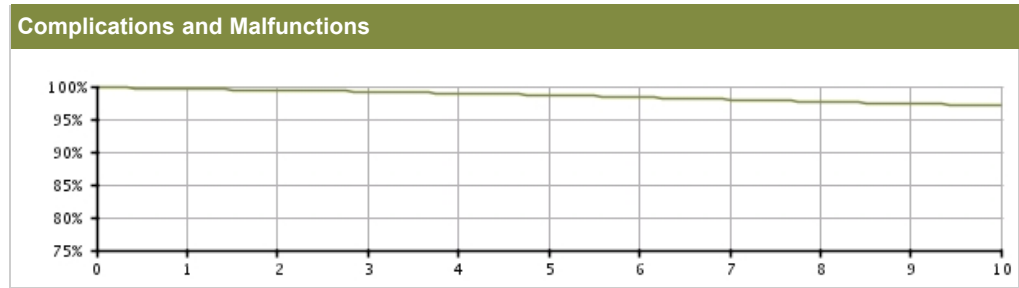
[References](#) cited in table above

FLEXTEND Active Fixation

Models 4086/4087/4088

U.S. Survival Probability	Worldwide Malfunction Details	Product Advisories
----------------------------------	--------------------------------------	---------------------------

U.S. Summary	
U.S. Registered Implants: 235,000	U.S. Chronic Lead Complications: 3,466
U.S. Approval Date: February 2002	U.S. Malfunctions: 335
U.S. Estimated Active Implants: 92,000	Without Compromised Therapy: 137
	With Compromised Therapy: 198




U.S. Survival Probability										
Year	1	2	3	4	5	6	7	8	9	10
Non Advisory Population	99.60 (-0.0/+0.0)	99.40 (-0.0/+0.0)	99.20 (-0.0/+0.0)	98.94 (-0.0/+0.0)	98.67 (-0.1/+0.1)	98.34 (-0.1/+0.1)	98.00 (-0.1/+0.1)	97.65 (-0.1/+0.1)	97.34 (-0.1/+0.1)	97.10 (-0.1/+0.1)
Registered Implants: 235000										
Effective Sample Size	201684	177821	154860	133986	115157	98161	82670	68269	55722	45194

FLEXTEND Active Fixation

Models 4086/4087/4088

U.S. Survival Probability	Worldwide Malfunction Details	Product Advisories
---------------------------	-------------------------------	--------------------

FLEXTEND Active Fixation Models 4086/4087/4088 			
Worldwide Distribution: 291,000			
Worldwide Confirmed Malfunctions: 361			
	Without Compromised Therapy	With Compromised Therapy	Total
Conductor	20	173	193
⁷ Lead conductor	12	81	
²⁷ Non-patterned, Conductor	-	7	
³² Conductor damage	8	85	
Crimp/Weld/Bond	-	-	0
Insulation	110	35	145
² Inner insulation abrasion	19	8	
²⁸ Non-patterned, Insulation	9	1	
³³ Insulation damage	82	26	
Other	17	6	23
²⁶ Non-patterned, Other	17	6	
WW Confirmed Malfunctions	147	214	361

[More details](#) about malfunctions

[References](#) cited in table above

**FINELINE II EZ/FINELINE II Sterox EZ
Positive Fixation (Polyurethane)**

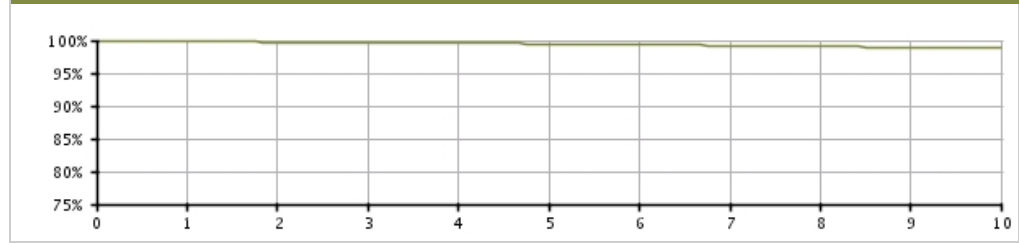
Models 4463/4464/4465/4469/4470/
4471

U.S. Survival Probability	Worldwide Malfunction Details	Product Advisories	Longitude Survival Probability
---------------------------	-------------------------------	--------------------	--------------------------------

U.S. Summary

U.S. Registered Implants: 464,000	U.S. Chronic Lead Complications: 2,573
U.S. Approval Date: January 2000	U.S. Malfunctions:141
U.S. Estimated Active Implants: 253,000	Without Compromised Therapy:33
	With Compromised Therapy:108

Complications and Malfunctions



U.S. Survival Probability


Year	1	2	3	4	5	6	7	8	9	10
Non Advisory Population	99.82 (-0.0/+0.0)	99.74 (-0.0/+0.0)	99.67 (-0.0/+0.0)	99.57 (-0.0/+0.0)	99.48 (-0.0/+0.0)	99.35 (-0.0/+0.0)	99.21 (-0.0/+0.0)	99.08 (-0.0/+0.0)	98.92 (-0.1/+0.0)	98.78 (-0.1/+0.1)
Registered Implants: 464000										
Effective Sample Size	399868	344960	291350	243406	201116	163799	130769	101410	75510	56086

**FINELINE II EZ/FINELINE II Sterox EZ
Positive Fixation (Polyurethane)**

Models 4463/4464/4465/4469/4470/
4471

U.S. Survival Probability	Worldwide Malfunction Details	Product Advisories	Longitude Survival Probability
---------------------------	-------------------------------	--------------------	--------------------------------

**FINELINE II EZ/FINELINE II Sterox EZ
Positive Fixation (Polyurethane)
Models 4463/4464/4465/4469/4470/
4471**



Worldwide Distribution: 718,000
Worldwide Confirmed Malfunctions: 172

	Without Compromised Therapy	With Compromised Therapy	Total
Conductor	16	122	138
⁷ Lead conductor	8	56	
²⁷ Non-patterned, Conductor	1	5	
³² Conductor damage	7	61	
Crimp/Weld/Bond	1	2	3
²³ Terminal weld	-	1	
³¹ Non-patterned, Crimp, Weld, Bond	1	1	
Insulation	12	6	18
³³ Insulation damage	12	6	
Other	9	3	12
²⁶ Non-patterned, Other	9	3	
WW Confirmed Malfunctions	38	134	172

[More details](#) about malfunctions

[References](#) cited in table above

FINELINE II EZ
Positive Fixation (poly) Longitude*


Models 4463/4464/4465/4469/4470/
 4471

U.S. Survival Probability	Worldwide Malfunction Details	Product Advisories	Longitude Survival Probability
---------------------------	-------------------------------	--------------------	--------------------------------

Longitude Registry Summary Data

Leads Enrolled: 924	Chronic Lead Complications: 2
Leads Active: 644	Malfunctions: 0
Cumulative Followup Months : 32,025	Without Compromised Therapy: 0
	With Compromised Therapy: 0

Complications and Malfunctions



Longitude Registry Survival Probability

Year	1	2	3	4	5	6	7	8	9	10
Longitude	99.77 (-0.8/+0.2)	99.77 (-0.8/+0.2)	99.77 (-0.8/+0.2)	99.77 (-0.8/+0.2)	99.77 (-0.8/+0.2)	99.77 (-0.8/+0.2)	99.77 (-0.8/+0.2)	99.77 (-0.8/+0.2)	99.77 (-0.8/+0.2)	99.77 @ 98 mo. (-0.9/+0.3)
Registered Implants: 644										
Effective Sample Size	779	690	604	360	239	188	119	65	55	-

**FINELINE II/FINELINE II
Sterox Atrial J (Polyurethane)**

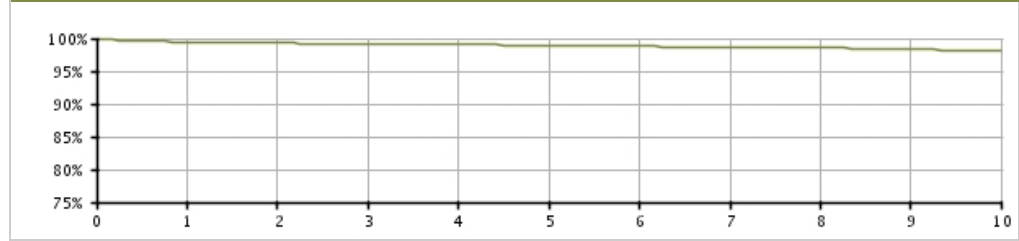
Models 4477/4478/4479/4480

U.S. Survival Probability	Worldwide Malfunction Details	Product Advisories
---------------------------	-------------------------------	--------------------

U.S. Summary

<p>U.S. Registered Implants: 62,000 U.S. Approval Date: January 2000 U.S. Estimated Active Implants: 30,000</p>	<p>U.S. Chronic Lead Complications: 652 U.S. Malfunctions: 27 Without Compromised Therapy: 20 With Compromised Therapy: 7</p>
---	--

Complications and Malfunctions



U.S. Survival Probability


Year	1	2	3	4	5	6	7	8	9	10
Non Advisory Population	99.44 (-0.1/+0.1)	99.28 (-0.1/+0.1)	99.15 (-0.1/+0.1)	99.04 (-0.1/+0.1)	98.95 (-0.1/+0.1)	98.80 (-0.1/+0.1)	98.65 (-0.1/+0.1)	98.53 (-0.1/+0.1)	98.27 (-0.2/+0.1)	98.17 (-0.2/+0.2)
Registered Implants: 62000										
Effective Sample Size	53225	46414	39553	33341	27807	22869	18596	14752	11349	8720

**FINELINE II/FINELINE II
Sterox Atrial J (Polyurethane)**

Models 4477/4478/4479/4480

U.S. Survival Probability	Worldwide Malfunction Details	Product Advisories
---------------------------	-------------------------------	--------------------

**FINELINE II/FINELINE II
Sterox Atrial J (Polyurethane)
Models 4477/4478/4479/4480**



Worldwide Distribution: 301,000
Worldwide Confirmed Malfunctions: 53

	Without Compromised Therapy	With Compromised Therapy	Total
Conductor	4	10	14
⁷ Lead conductor	1	3	
³² Conductor damage	3	7	
Crimp/Weld/Bond	-	-	0
Insulation	-	1	1
³³ Insulation damage	-	1	
Other	33	4	37
²² J-shape	30	4	
²⁶ Non-patterned, Other	3	-	
WW Confirmed Malfunctions	38	15	53

[More details](#) about malfunctions

[References](#) cited in table above

**FINELINE II/FINELINE II Sterox
Passive Fixation (Polyurethane)**

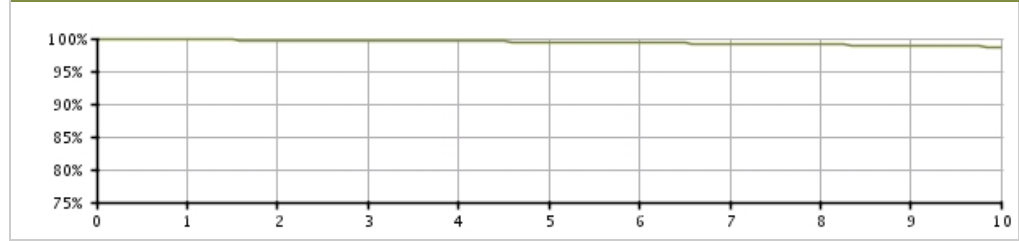
Models 4452/4453/4456/4457

U.S. Survival Probability	Worldwide Malfunction Details	Product Advisories
----------------------------------	--------------------------------------	---------------------------

U.S. Summary

U.S. Registered Implants: 190,000	U.S. Chronic Lead Complications: 1,165
U.S. Approval Date: January 2000	U.S. Malfunctions: 43
U.S. Estimated Active Implants: 85,000	Without Compromised Therapy: 5
	With Compromised Therapy: 38

Complications and Malfunctions



U.S. Survival Probability


Year	1	2	3	4	5	6	7	8	9	10
Non Advisory Population	99.81 (-0.0/+0.0)	99.72 (-0.0/+0.0)	99.64 (-0.0/+0.0)	99.56 (-0.0/+0.0)	99.46 (-0.0/+0.0)	99.35 (-0.0/+0.0)	99.19 (-0.1/+0.1)	99.05 (-0.1/+0.1)	98.85 (-0.1/+0.1)	98.72 (-0.1/+0.1)
Registered Implants: 190000										
Effective Sample Size	162999	142029	121063	101993	85233	70593	57646	46075	35838	27820

**FINELINE II/FINELINE II Sterox
Passive Fixation (Polyurethane)**

Models 4452/4453/4456/4457

U.S. Survival Probability	Worldwide Malfunction Details	Product Advisories
---------------------------	-------------------------------	--------------------

**FINELINE II/FINELINE II Sterox
Passive Fixation (Polyurethane)
Models 4452/4453/4456/4457**



Worldwide Distribution: 530,000
Worldwide Confirmed Malfunctions: 62

	Without Compromised Therapy	With Compromised Therapy	Total
Conductor	1	46	47
⁷ Lead conductor	-	15	
²⁷ Non-patterned, Conductor	-	2	
³² Conductor damage	1	29	
Crimp/Weld/Bond	-	-	0
Insulation	2	7	9
³³ Insulation damage	2	7	
Other	4	-	4
²⁶ Non-patterned, Other	4	-	
WW Confirmed Malfunctions	7	55	62

[More details](#) about malfunctions

[References](#) cited in table above

CRM PRODUCT PERFORMANCE REPORT Q1 2018

**FINELINE II EZ/FINELINE II Sterox EZ
Positive Fixation (Silicone)**

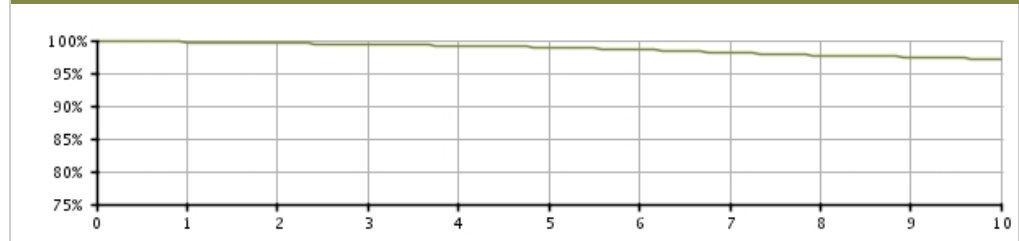
Models 4466/4467/4468/4472/4473/
4474

U.S. Survival Probability	Worldwide Malfunction Details	Product Advisories
---------------------------	-------------------------------	--------------------

U.S. Summary

U.S. Registered Implants: 52,000	U.S. Chronic Lead Complications: 632
U.S. Approval Date: January 2000	U.S. Malfunctions:127
U.S. Estimated Active Implants: 23,000	Without Compromised Therapy:23
	With Compromised Therapy:104

Complications and Malfunctions



U.S. Survival Probability


Year	1	2	3	4	5	6	7	8	9	10
Non Advisory Population	99.74 (-0.0/+0.0)	99.58 (-0.1/+0.1)	99.40 (-0.1/+0.1)	99.20 (-0.1/+0.1)	98.93 (-0.1/+0.1)	98.55 (-0.1/+0.1)	98.12 (-0.2/+0.2)	97.72 (-0.2/+0.2)	97.47 (-0.2/+0.2)	97.18 (-0.2/+0.2)
Registered Implants: 52000										
Effective Sample Size	45733	40168	34675	29707	25105	21030	17303	13951	11073	8714

**FINELINE II EZ/FINELINE II Sterox EZ
Positive Fixation (Silicone)**

Models 4466/4467/4468/4472/4473/
4474

U.S. Survival Probability	Worldwide Malfunction Details	Product Advisories
---------------------------	-------------------------------	--------------------

**FINELINE II EZ/FINELINE II Sterox EZ
Positive Fixation (Silicone)**
Models 4466/4467/4468/4472/4473/
4474



Worldwide Distribution: 141,000
Worldwide Confirmed Malfunctions: 167

	Without Compromised Therapy	With Compromised Therapy	Total
Conductor	11	127	138
⁷ Lead conductor	4	76	
²⁷ Non-patterned, Conductor	-	2	
³² Conductor damage	7	46	
³⁵ Lead conductor	-	3	
Crimp/Weld/Bond	1	-	1
³¹ Non-patterned, Crimp, Weld, Bond	1	-	
Insulation	9	9	18
²⁸ Non-patterned, Insulation	2	-	
³³ Insulation damage	7	9	
Other	6	4	10
²⁶ Non-patterned, Other	6	4	
WW Confirmed Malfunctions	27	140	167

[More details](#) about malfunctions

[References](#) cited in table above

**FINELINE II/FINELINE II Sterox
Passive Fixation (Silicone)**

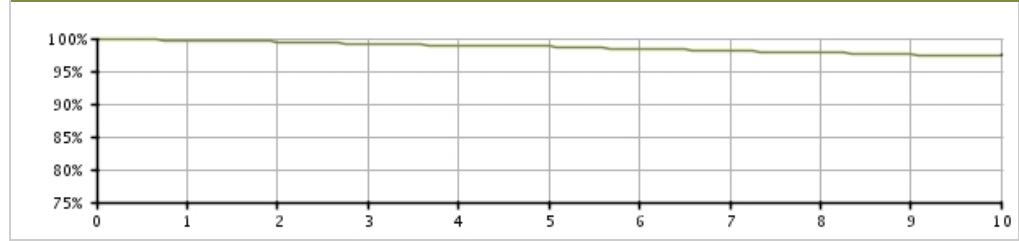
Models 4454/4455/4458/4459

U.S. Survival Probability	Worldwide Malfunction Details	Product Advisories
----------------------------------	--------------------------------------	---------------------------

U.S. Summary

U.S. Registered Implants: 15,000	U.S. Chronic Lead Complications: 192
U.S. Approval Date: January 2000	U.S. Malfunctions: 24
U.S. Estimated Active Implants: 5,000	Without Compromised Therapy: 0
	With Compromised Therapy: 24

Complications and Malfunctions



U.S. Survival Probability


Year	1	2	3	4	5	6	7	8	9	10
Non Advisory Population	99.67 (-0.1/+0.1)	99.50 (-0.1/+0.1)	99.19 (-0.2/+0.1)	98.93 (-0.2/+0.2)	98.77 (-0.2/+0.2)	98.46 (-0.3/+0.2)	98.09 (-0.3/+0.3)	97.76 (-0.4/+0.3)	97.53 (-0.4/+0.3)	97.41 (-0.4/+0.4)
Registered Implants: 15000										
Effective Sample Size	12473	11007	9587	8271	7143	6051	5069	4192	3479	2896

**FINELINE II/FINELINE II Sterox
Passive Fixation (Silicone)**

Models 4454/4455/4458/4459

U.S. Survival Probability	Worldwide Malfunction Details	Product Advisories
---------------------------	-------------------------------	--------------------

**FINELINE II/FINELINE II Sterox
Passive Fixation (Silicone)
Models 4454/4455/4458/4459**



Worldwide Distribution: 104,000
Worldwide Confirmed Malfunctions: 54

	Without Compromised Therapy	With Compromised Therapy	Total
Conductor	-	45	45
⁷ Lead conductor	-	17	
³² Conductor damage	-	28	
Crimp/Weld/Bond	-	-	0
Insulation	2	4	6
³³ Insulation damage	2	4	
Other	-	3	3
²⁶ Non-patterned, Other	-	3	
WW Confirmed Malfunctions	2	52	54

[More details](#) about malfunctions

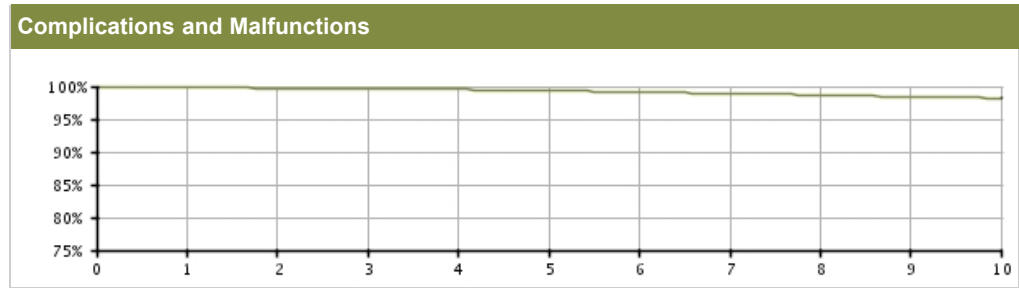
[References](#) cited in table above

FINELINE EZ Positive Fixation

Models 4460/4461/4462

U.S. Survival Probability	Worldwide Malfunction Details	Product Advisories
----------------------------------	--------------------------------------	---------------------------

U.S. Summary	
U.S. Registered Implants: 24,000	U.S. Chronic Lead Complications: 301
U.S. Approval Date: July 1999	U.S. Malfunctions: 10
U.S. Estimated Active Implants: 5,000	Without Compromised Therapy: 1
	With Compromised Therapy: 9



U.S. Survival Probability										
Year	1	2	3	4	5	6	7	8	9	10
Non Advisory Population	99.82 (-0.1/+0.0)	99.72 (-0.1/+0.1)	99.64 (-0.1/+0.1)	99.53 (-0.1/+0.1)	99.36 (-0.1/+0.1)	99.14 (-0.2/+0.1)	98.93 (-0.2/+0.2)	98.69 (-0.2/+0.2)	98.44 (-0.2/+0.2)	98.22 (-0.3/+0.2)
Registered Implants: 24000										
Effective Sample Size	20916	18710	16690	14867	13216	11625	10246	9033	7925	6990

SELUTE PICOTIP
Passive Fixation

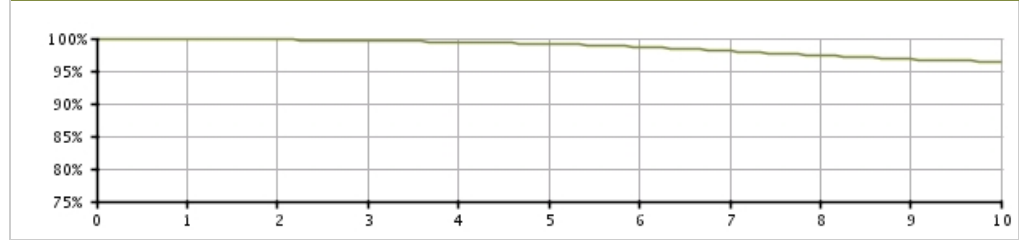
Models 4030/4031/4032/4033/4034/
 4035

U.S. Survival Probability	Worldwide Malfunction Details	Product Advisories
---------------------------	-------------------------------	--------------------

U.S. Summary

U.S. Registered Implants: 58,000	U.S. Chronic Lead Complications: 1,134
U.S. Approval Date: April 1998	U.S. Malfunctions: 36
U.S. Estimated Active Implants: 12,000	

Complications and Malfunctions



U.S. Survival Probability

Year	1	2	3	4	5	6	7	8	9	10
Non Advisory Population	99.86 (-0.0/+0.0)	99.78 (-0.0/+0.0)	99.64 (-0.1/+0.1)	99.41 (-0.1/+0.1)	99.15 (-0.1/+0.1)	98.67 (-0.1/+0.1)	98.05 (-0.2/+0.1)	97.37 (-0.2/+0.2)	96.78 (-0.2/+0.2)	96.39 (-0.2/+0.2)
Registered Implants: 58000										
Effective Sample Size	49276	43964	39175	34802	30798	27089	23766	20901	18306	15980

SELUTE PICOTIP Atrial J

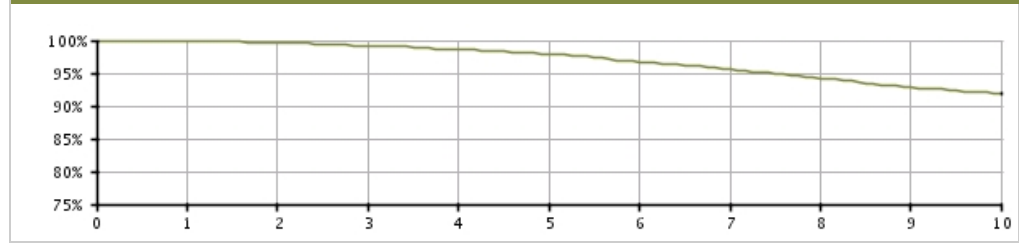
Models 4040/4041/4042/4043/4044/
4045/4063/4064

U.S. Survival Probability	Worldwide Malfunction Details	Product Advisories
----------------------------------	--------------------------------------	---------------------------

U.S. Summary

U.S. Registered Implants: 10,000	U.S. Chronic Lead Complications: 448
U.S. Approval Date: May 2000	U.S. Malfunctions: 22
U.S. Estimated Active Implants: 2,000	

Complications and Malfunctions



U.S. Survival Probability

Year	1	2	3	4	5	6	7	8	9	10
Non Advisory Population	99.87 (-0.1/+0.1)	99.65 (-0.2/+0.1)	99.19 (-0.2/+0.2)	98.61 (-0.3/+0.2)	97.89 (-0.4/+0.3)	96.67 (-0.5/+0.4)	95.57 (-0.6/+0.5)	94.22 (-0.7/+0.6)	92.87 (-0.8/+0.7)	91.83 (-0.9/+0.8)
Registered Implants: 10000										
Effective Sample Size	8577	7643	6793	6022	5318	4666	4029	3477	2986	2553

SWEET PICOTIP Rx
Positive Fixation

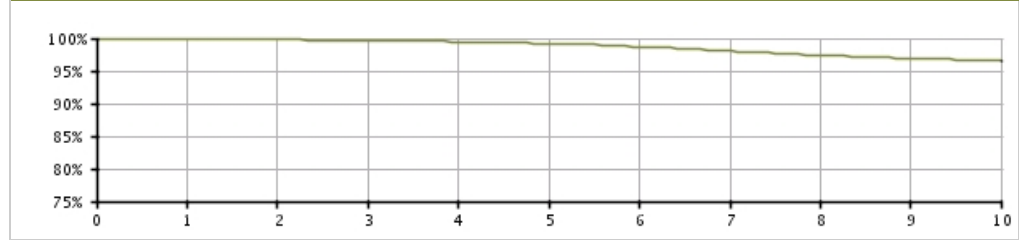
Models 4050/4051/4052/4053/4054/
4055

U.S. Survival Probability	Worldwide Malfunction Details	Product Advisories
---------------------------	-------------------------------	--------------------

U.S. Summary

U.S. Registered Implants: 41,000	U.S. Chronic Lead Complications: 717
U.S. Approval Date: April 1999	U.S. Malfunctions: 58
U.S. Estimated Active Implants: 10,000	

Complications and Malfunctions



U.S. Survival Probability

Year	1	2	3	4	5	6	7	8	9	10
Non Advisory Population	99.91 (-0.0/+0.0)	99.81 (-0.1/+0.0)	99.65 (-0.1/+0.1)	99.49 (-0.1/+0.1)	99.21 (-0.1/+0.1)	98.68 (-0.2/+0.1)	98.05 (-0.2/+0.2)	97.43 (-0.2/+0.2)	96.91 (-0.3/+0.2)	96.56 (-0.3/+0.3)
Registered Implants: 41000										
Effective Sample Size	35767	31935	28498	25356	22465	19812	17397	15284	13251	11127

SWEET TIP
Positive Fixation

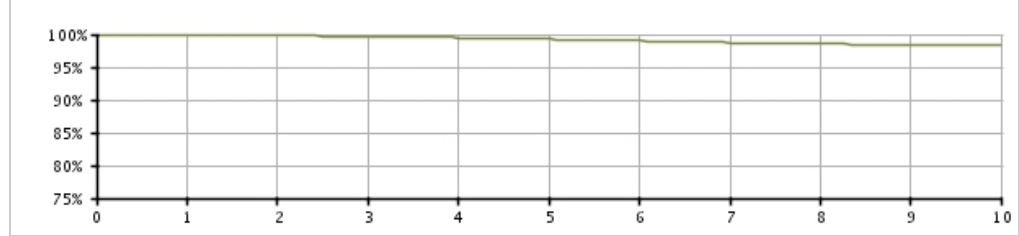
Models 4165/4168/4169/4268/4269

U.S. Survival Probability	Worldwide Malfunction Details	Product Advisories
---------------------------	-------------------------------	--------------------

U.S. Summary

U.S. Registered Implants: 89,000	U.S. Chronic Lead Complications: 986
U.S. Estimated Active Implants: 15,000	U.S. Malfunctions: 162

Complications and Malfunctions



U.S. Survival Probability

Year	1	2	3	4	5	6	7	8	9	10
Non Advisory Population	99.88 (-0.0/+0.0)	99.79 (-0.0/+0.0)	99.68 (-0.0/+0.0)	99.50 (-0.1/+0.1)	99.27 (-0.1/+0.1)	99.03 (-0.1/+0.1)	98.72 (-0.1/+0.1)	98.54 (-0.1/+0.1)	98.41 (-0.1/+0.1)	98.28 (-0.1/+0.1)
Registered Implants: 89000										
Effective Sample Size	77717	69455	62066	55311	49106	43279	38075	33559	29650	26153

SWEET TIP RX
Positive Fixation

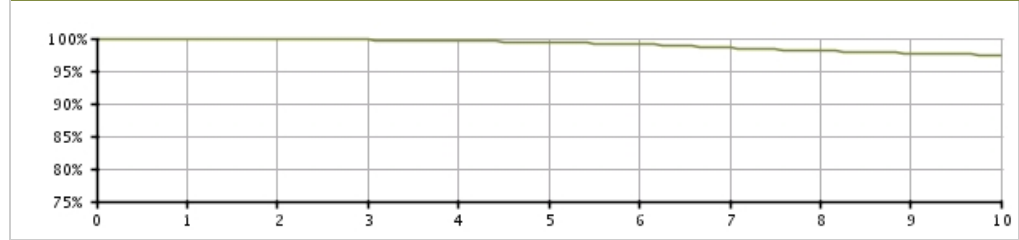
Models 4143/4144/4145/4243/4244/
 4245

U.S. Survival Probability	Worldwide Malfunction Details	Product Advisories
---------------------------	-------------------------------	--------------------

U.S. Summary

U.S. Registered Implants: 34,000	U.S. Chronic Lead Complications: 519
U.S. Approval Date: October 1998	U.S. Malfunctions: 29
U.S. Estimated Active Implants: 7,000	

Complications and Malfunctions



U.S. Survival Probability

Year	1	2	3	4	5	6	7	8	9	10
Non Advisory Population	99.90 (-0.0/+0.0)	99.82 (-0.1/+0.0)	99.76 (-0.1/+0.1)	99.63 (-0.1/+0.1)	99.37 (-0.1/+0.1)	99.10 (-0.1/+0.1)	98.56 (-0.2/+0.2)	98.08 (-0.2/+0.2)	97.73 (-0.2/+0.2)	97.40 (-0.3/+0.2)
Registered Implants: 34000										
Effective Sample Size	29683	26537	23706	21102	18667	16397	14400	12642	11133	9614

CRM PRODUCT PERFORMANCE REPORT Q1 2018

Confirmed Malfunction Details: Leads

References

Descriptions listed below provide an overview of the clinical observations and/or analysis findings associated with each confirmed lead malfunction pattern listed in this report.

All of the patterns listed are thoroughly investigated and analyzed. As part of Boston Scientific's process of continuous improvement, when possible, changes have been or will be implemented in response to identified malfunction patterns. "Improvements implemented" may include product design changes in existing or subsequent generations, manufacturing process modifications, educational communications, labeling changes, etc. Improvement implementation may vary by geography due to various factors, including regulatory review timing, and may not completely mitigate or eliminate the potential for additional malfunctions.

1. **IS-1 terminal pin**— Compromised insulation and/or conductor integrity if lead is bent sharply away from the header block when placed in implant pocket or if pulse generator migrates from implant site. Improvement implemented.
2. **Inner insulation abrasion**— Loss of capture, decreasing impedance, increased pacing thresholds, noisy signals, oversensing. Abrasion of inner insulation.
3. **Terminal leg insulation**— Loss of sensing, loss of pacing, loss of defibrillation therapy. Abraded insulation on terminal leg portion of lead due to lead-on-lead or lead-on-can contact. Improvement implemented.
4. **Lead body**— Insulation abrasion due to lead-on-lead or lead-on-can contact combined with damage attributed to application of compressive or torsional loads which may be due to clavicle-first rib entrapment. Damage to lead body may expose conductor.
5. **Seal rings**— Insertion difficulty at implant, difficulty removing lead from header post-implant. Proximal silicone seal rings not fully adhered to lead terminal. Improvement implemented.
6. **Manufacturing material**— Loss of sensing, loss of pacing, noisy signals. Manufacturing material embedded in lead body.
7. **Lead conductor**— Loss of capture, inability to deliver therapy. Fatigue of lead conductor due to repeated flexing.
8. **Lead body**— Lead fracture, inappropriate shocks, oversensing. Insulation damage resulting from implant stresses or manufacturing variability.
9. **Lead conductor**— Loss of sensing, loss of pacing. Physical damage to lead body due to repeated flexing.
10. **Lead connector**— Insulation damage resulting from bending or tension at the terminal connector. May lead to inappropriate shocks, oversensing.
11. **Lead conductor**— Physical damage to lead conductor, inappropriate shocks, oversensing. Displacement of yoke component may lead to fatigue of high-voltage lead conductor. Improvement implemented.
12. **Conductor connection**— Loss of sensing, loss of pacing, loss of defibrillation output. Improper conductor wire connection. Improvement implemented.
13. **Serial number label**— Loss of sensing, loss of pacing. Sharp edge in serial number label resulting in breach in outer lead insulation. Improvement implemented.
14. **Terminal component**— Loss of sensing, loss of pacing, terminal pin separation from terminal ring during implant or ICD replacement. Improvement implemented.
15. **Electrode tip**— Separation between electrode tip and lead body.
16. **Lead body**— Physical damage to lead body, inappropriate shocks. Abraded insulation due to contact with patient anatomy.
17. **DF-1 terminal pin**— Loss of sensing, loss of pacing, loss of defibrillation output. Compromised insulation and/or conductor integrity from sharp or excessive bending. Improvement implemented.
18. **Yoke component**— Noise, impedance anomalies, threshold variation. Use of multiple or pre-formed stylets may cause component within lead yoke to dislodge. Improvement implemented.
19. **Lead conductor**— Muscle stimulation, inappropriate shocks, oversensing, high pacing impedance, inability to deliver therapy. Repeated flexing leading to fatigue of lead conductor.
20. **Serial number label**— Loss of sensing, loss of pacing. Broken serial number label due to either sharp bend away from header at implant or repetitive movement during implant.
21. **IS-1 terminal pin**— Compromised insulation and/or conductor integrity if lead is bent sharply away from the header block when placed in implant pocket or if pulse generator migrates from implant site. Improvement implemented.
22. **J-shape**— Placement difficulty, dislodgement. Elevated temperatures resulting in a relaxation of pre-formed J-shape. Improvement implemented.
23. **Terminal weld**— Impedance rise, loss of pacing. Loss of connection on terminal weld. Improvement implemented.
24. **Conductor fracture**— High impedance, loss of capture, loss of pacing, inappropriate shocks. Flex fatigue leading to discontinuity of pace/sense conductor.
25. **Conductor fracture**— High impedance, loss of LV capture, loss of LV pacing. Flex fatigue leading to discontinuity of conductor.

26. **Non-patterned, Other**— Confirmed malfunction for which the root cause does not fit within other categories and is not associated with other malfunctions, or has not yet been identified.
27. **Non-patterned, Conductor**— Conductor malfunction (including clavicle fatigue or crush damage) where the root cause is not associated with other malfunctions.
28. **Non-patterned, Insulation**— Lead insulation breach (including damage due to lead-on-lead or lead-on-anatomy contact, clavicle fatigue or crush) where the root cause is not associated with other malfunctions.
31. **Non-patterned, Crimp, Weld, Bond**— Interruption in conductor or lead body associated with a point of connection where the root cause is not associated with other malfunctions.
32. **Conductor damage**— Noise, oversensing, inappropriate shocks, possible loss of therapy. Conductor damage attributed to application of compressive or torsional loads which may be due to clavicle-first rib entrapment.
33. **Insulation damage**— Low pacing impedance, noise, possible loss of therapy. Insulation abrasion due to lead-on-lead or lead-on-can contact, or due to application of compressive or torsional loads which may be due to clavicle-first rib entrapment. Damage to lead body may expose conductor.
34. **Extracardiac fracture**— High impedance, loss of LV capture, loss of LV pacing. Flex fatigue near suture sleeve, not including clavicle-first rib damage, leading to discontinuity of conductor.
35. **Lead conductor**— High impedance, loss of sensing, loss of pacing. Variability in wire conductor material. Improvement implemented.
36. **Conductor connection**— Loss of sensing, loss of pacing, loss of defibrillation output. Improper conductor wire connection. Improvement implemented.
37. **Weld fracture**— Noise, loss of sensing. Fractured weld.
38. **Conductor cable fracture**— High impedance, potential loss of pacing and defibrillation therapy. Fractured high-voltage cable. Improvement implemented.
39. **Inner conductor break**— High impedance, loss of capture, loss of sensing. Inner conductor break. Commonly associated with helix extension/retraction difficulties at implant.
40. **Extracardiac fracture**— High impedance, noise, oversensing, loss of capture, loss of pacing. Flex fatigue leading to discontinuity of outer conductor.

U.S. Chronic Lead Complications (Occurring After the First Month of Service)

Boston Scientific strives to provide meaningful detail in describing the performance of our products. U.S. Chronic Lead Complications are reported in compliance with ISO 5841-2: 2014 (E), Reporting of Clinical Performance of Populations of Pulse Generators or Leads. To be included in the Chronic Lead Complications table, a lead must be successfully implanted, with clinical observations (as listed in the table) occurring after the first month of implant, and have been removed from service surgically or electronically. The lead either was not returned for analysis, or was returned but had no confirmation of a malfunction.

While multiple complications are possible for any given lead, only one complication is reported per lead. The complication reported is determined by an observation hierarchy, indicated by the order of the categories from left to right in the table. The number of U.S. Registered Implants is also provided as context for the data. Chronic Lead Complications are included in the calculation of survival probability. Complications for both the U.S. Registered Implant population and for leads enrolled in the Longitude Surveillance Registry (bottom of table) are provided.

Pacing Leads/Model	U.S. Registered Implants	Cardiac Perforation	Conductor fracture/ helix damage	Lead dislodgement	Failure to capture	Oversensing	Failure to sense	Insulation breach	Abnormal pacing impedance	Abnormal defibrillation impedance	Extracardiac stimulation
INGEVITY Positive Fixation 7640/7641/7642/7740/7741/7742	150000	32	111	109	29	2	1	3	3	0	8
INGEVITY Atrial J Passive Fixation 7635/7636/7735/7736	4000	0	2	3	2	0	0	0	0	0	1
INGEVITY Passive Fixation 7631/7632/7731/7732	8000	0	1	2	1	0	0	0	0	0	0
FLEXTEND Active Fixation 4086/4087/4088	235000	73	783	850	727	319	90	162	397	0	65
FINELINE II/FINELINE II Sterox Passive Fixation (Polyurethane) 4452/4453/4456/4457	190000	4	340	208	187	39	22	161	184	0	20
FINELINE II EZ/FINELINE II Sterox EZ Positive Fixation (Polyurethane) 4463/4464/4465/4469/4470/4471	464000	21	548	672	350	89	90	414	345	0	44
FINELINE II/FINELINE II Sterox Atrial J (Polyurethane) 4477/4478/4479/4480	62000	1	100	308	110	11	19	59	36	0	8
FINELINE II/FINELINE II Sterox Passive Fixation (Silicone) 4454/4455/4458/4459	15000	1	89	19	37	12	3	14	16	0	1
FINELINE II/FINELINE II Sterox EZ Positive Fixation (Silicone) 4466/4467/4468/4472/5573/4474	52000	0	224	74	83	62	16	73	96	0	4
CRT Leads/Model	U.S. Registered Implants	Cardiac Perforation	Conductor fracture/ helix damage	Lead dislodgement	Failure to capture	Oversensing	Failure to sense	Insulation breach	Abnormal pacing impedance	Abnormal defibrillation impedance	Extracardiac stimulation
ACUITY X4 Spiral L 4677/4678	6000	0	0	2	0	0	0	0	0	0	2
ACUITY X4 Spiral S 4674/4675	15000	1	0	9	0	0	0	0	0	0	2

CRT Leads/Model (cont.)	U.S. Registered Implants	Cardiac Perforation	Conductor fracture/ helix damage	Lead dislodgement	Failure to capture	Oversensing	Failure to sense	Insulation breach	Abnormal pacing impedance	Abnormal defibrillation impedance	Extracardiac stimulation
ACUIITY X4 Straight 4671/4672	10000	0	0	7	1	0	0	0	2	0	7
ACUIITY Steerable 4554/4555/4556	29000	2	27	405	41	4	2	8	26	0	96
ACUIITY Spiral 4591/4592/4593	23000	0	15	256	30	1	1	3	6	0	152
EASYTRAK 3 4522/4524/4525/4527/4548/4549/4550	22000	2	30	257	42	3	2	10	12	0	92
EASYTRAK 2 4515/4517/4518/4520/4542/4543/4544	97000	2	285	1099	250	8	6	65	89	0	474
EASYTRAK 4510/4511/4512/4513/4535/4536/ 4537/4538	38000	1	64	398	105	3	1	47	32	0	261

Defibrillation Leads/Model	U.S. Registered Implants	Cardiac Perforation	Conductor fracture/ helix damage	Lead dislodgement	Failure to capture	Oversensing	Failure to sense	Insulation breach	Abnormal pacing impedance	Abnormal defibrillation impedance	Extracardiac stimulation
ENDOTAK RELIANCE 4-Site Dual Coil, Active Fixation 0275/0276/0295/0296	65000	15	26	75	19	16	8	6	10	8	4
ENDOTAK RELIANCE 4-Site Dual Coil, Passive Fixation 0285/0286	3000	0	1	5	0	3	0	0	3	0	0
ENDOTAK RELIANCE 4-Site Single Coil, Active Fixation 0292/0293	87000	17	29	91	27	19	9	6	8	17	8
ENDOTAK RELIANCE 4-Site Single Coil, Passive Fixation 0282/0283	2000	0	0	2	0	1	0	0	1	0	0
ENDOTAK RELIANCE Dual Coil, Active Fixation 0157/0158/0159/0164/0165/0167/ 0184/0185/0186/0187	287000	28	426	351	127	512	64	98	226	197	28
ENDOTAK RELIANCE Dual Coil, Passive Fixation 0147/0148/0149/0174/0175/0176/0177	47000	4	94	64	49	85	7	34	147	33	6
ENDOTAK RELIANCE Single Coil, Active Fixation 0137/0138/0160/0161/0162/0180/0181/0182	32000	8	52	44	20	44	1	7	28	30	3
ENDOTAK RELIANCE Single Coil, Passive Fixation 0127/0128/0170/0171/0172/0173	2000	0	3	5	1	3	0	1	3	2	0

S-ICD Electrodes/Model	U.S. Registered Implants	Perforation	Conductor fracture	Lead dislodgement	Failure to capture	Oversensing	Failure to sense	Insulation breach	Abnormal defibrillation impedance	Extracardiac stimulation
EMBLEM/Q-TRAK S-ICD Electrode 3010, 3401, 3501	23000	0	0	3	0	8	0	3	0	0

Longitude Surveillance Registry	Leads Enrolled	Cardiac Perforation	Conductor fracture/ helix damage	Lead dislodgement	Failure to capture	Oversensing	Failure to sense	Insulation breach	Abnormal pacing impedance	Abnormal defibrillation impedance	Extracardiac stimulation
ACUITY Spiral 4591/4592/4593	1383	0	0	22	2	0	0	0	0	0	10
ENDOTAK RELIANCE Dual Coil, Active Fixation 0157/0158/0159/0164/0165/0167/ 0184/0185/0186/0187	741	0	0	0	0	0	0	0	1	1	0
ENDOTAK RELIANCE 4-Site Dual Coil, Active Fixation 0275/0276/0295/0296	850	0	0	1	1	1	0	0	0	0	0
ENDOTAK RELIANCE 4-Site Single Coil, Active Fixation 0292/0293	1104	0	1	1	1	1	1	0	0	0	0
FINELINE II EZ/FINELINE II Sterox EZ Positive Fixation (Polyurethane) 4463/4464/4465/4469/4470/4471	924	0	1	1	0	0	0	0	0	0	0

U.S. Acute Lead Observations

Boston Scientific strives to provide meaningful detail reflective of real-world product experience. In the first weeks following lead implantation, physiologic responses and lead performance can vary until chronic lead stability is attained. Acute lead performance may be subject to a number of factors, including patient-specific anatomy, clinical conditions and/or varying implant conditions/techniques.

Because acute implant time contributes to overall clinical experience, Boston Scientific provides specific information regarding acute lead performance. To be included in the Acute Lead Observations table, a lead must first be successfully implanted, with clinical observations occurring within the first month of implant. These reports may or may not have resulted in clinical action and/or product return to Boston Scientific. The categories are consistent with the AdvaMed guidance for *Uniform Reporting of Clinical Performance of Cardiac Rhythm Management Pulse Generators and Leads*. Although multiple observations are possible for any given lead, only one observation is reported per lead. The observation reported is determined by an observation hierarchy, indicated by the order of the categories from left to right in the table. The number of U.S. Registered Implants is also provided as context for the data. Acute Lead Observations are not included in calculation of lead survival probability. Observations for both the U.S. Registered Implant population and for leads enrolled in the Longitude Surveillance Registry (bottom of table) are included.

Pacing Leads/Model	U.S. Registered Implants	Cardiac Perforation	Conductor fracture/ helix damage	Lead dislodgement	Failure to capture	Oversensing	Failure to sense	Insulation breach	Abnormal pacing impedance	Abnormal defibrillation impedance	Extracardiac stimulation
INGEVITY Positive Fixation 7640/7641/7642/7740/7741/7742	150000	189	272	403	171	47	41	12	105	0	34
INGEVITY Atrial J Passive Fixation 7635/7636/7735/7736	4000	0	0	14	4	0	0	0	0	0	1
INGEVITY Passive Fixation 7631/7632/7731/7732	8000	1	2	13	10	1	3	1	1	0	0
FLEXTEND Active Fixation 4086/4087/4088	235000	239	196	1365	431	75	90	57	213	0	50
FINELINE II/FINELINE II Sterox Passive Fixation (Polyurethane) 4452/4453/4456/4457	190000	15	14	451	177	9	26	25	40	0	21
FINELINE II EZ/FINELINE II Sterox EZ Positive Fixation (Polyurethane) 4463/4464/4465/4469/4470/4471	464000	83	86	718	265	115	100	62	255	0	44
FINELINE II/FINELINE II Sterox Atrial J (Polyurethane) 4477/4478/4479/4480	62000	1	18	451	95	8	29	17	22	0	10
FINELINE II/FINELINE II Sterox Passive Fixation (Silicone) 4454/4455/4458/4459	15000	1	4	34	17	1	2	6	6	0	0
FINELINE II/FINELINE II Sterox EZ Positive Fixation (Silicone) 4466/4467/4468/4472/4473/4474	52000	3	18	106	28	9	11	21	13	0	6
CRT Leads/Model	U.S. Registered Implants	Cardiac Perforation	Conductor fracture/ helix damage	Lead dislodgement	Failure to capture	Oversensing	Failure to sense	Insulation breach	Abnormal pacing impedance	Abnormal defibrillation impedance	Extracardiac stimulation
ACUITY X4 Spiral L 4677/4678	6000	1	0	11	8	4	0	0	5	0	15
ACUITY X4 Spiral S 4674/4675	15000	3	0	23	10	2	0	0	32	0	33

CRT Leads/Model (cont.)	U.S. Registered Implants	Cardiac Perforation	Conductor fracture/ helix damage	Lead dislodgement	Failure to capture	Oversensing	Failure to sense	Insulation breach	Abnormal pacing impedance	Abnormal defibrillation impedance	Extracardiac stimulation
ACUITY X4 Straight 4671/4672	10000	1	0	31	18	2	0	0	22	0	27
ACUITY Steerable 4554/4555/4556	29000	1	3	327	50	25	2	7	134	0	243
ACUITY Spiral 4591/4592/4593	23000	5	4	217	67	8	1	9	38	0	245
EASYTRAK 3 4522/4524/4525/4527/4548/4549/4550	22000	4	2	274	38	12	2	8	47	0	188
EASYTRAK 2 4515/4517/4518/4520/4542/4543/4544	97000	13	10	936	137	47	9	27	201	0	731
EASYTRAK 4510/4511/4512/4513/4535/4536/ 4537/4538	38000	7	8	196	38	15	1	19	34	0	186

Defibrillation Leads/Model	U.S. Registered Implants	Cardiac Perforation	Conductor fracture/ helix damage	Lead dislodgement	Failure to capture	Oversensing	Failure to sense	Insulation breach	Abnormal pacing impedance	Abnormal defibrillation impedance	Extracardiac stimulation
ENDOTAK RELIANCE 4-Site Dual Coil, Active Fixation 0275/0276/0295/0296	65000	58	33	192	91	78	12	7	86	23	12
ENDOTAK RELIANCE 4-Site Dual Coil, Passive Fixation 0285/0286	3000	2	0	9	1	3	0	0	19	2	0
ENDOTAK RELIANCE 4-Site Single Coil, Active Fixation 0292/0293	87000	75	45	231	87	101	26	10	101	84	28
ENDOTAK RELIANCE 4-Site Single Coil, Passive Fixation 0282/0283	2000	1	1	3	2	2	1	0	20	2	0
ENDOTAK RELIANCE Dual Coil, Active Fixation 0157/0158/0159/0164/0165/0167/ 0184/0185/0186/0187	287000	149	190	649	171	366	54	70	362	234	80
ENDOTAK RELIANCE Dual Coil, Passive Fixation 0147/0148/0149/0174/0175/0176/0177	47000	8	3	106	45	57	8	5	178	17	2
ENDOTAK RELIANCE Single Coil, Active Fixation 0137/0138/0160/0161/0162/0180/0181/0182	32000	30	17	79	32	33	14	3	56	123	9
ENDOTAK RELIANCE Single Coil, Passive Fixation 0127/0128/0170/0171/0172/0173	2000	0	0	3	1	1	2	0	11	1	0

S-ICD Electrodes/Model	U.S. Registered Implants	Perforation	Conductor fracture	Lead dislodgement	Failure to capture	Oversensing	Failure to sense	Insulation breach	Abnormal defibrillation impedance	Extracardiac stimulation
EMBLEM/Q-TRAK S-ICD Electrode 3010/3401/3501	23000	1	0	15	0	254	19	1	95	1

Longitude Surveillance Registry	Leads Enrolled	Cardiac Perforation	Conductor fracture/ helix damage	Lead dislodgement	Failure to capture	Oversensing	Failure to sense	Insulation breach	Abnormal pacing impedance	Abnormal defibrillation impedance	Extracardiac stimulation
ACUITY Spiral 4591/4592/4593	1383	0	0	12	10	1	0	0	3	0	48
ENDOTAK RELIANCE Dual Coil, Active Fixation 0157/0158/0159/0164/0165/0167/ 0184/0185/0186/0187	741	0	0	1	0	1	0	1	0	0	0
ENDOTAK RELIANCE 4-Site Dual Coil, Active Fixation 0275/0276/0295/0296	850	0	2	12	0	0	0	1	2	0	3
ENDOTAK RELIANCE 4-Site Single Coil, Active Fixation 0292/0293	1104	6	1	10	6	5	3	0	2	1	2
FINELINE II EZ/FINELINE II Sterox EZ Positive Fixation (Polyurethane) 4463/4464/4465/4469/4470/4471	924	0	0	1	1	0	0	0	0	0	0

Before/During Implant Procedure - Worldwide Malfunctions: Leads

This section of the report depicts the number of product malfunctions that occurred worldwide either before implant (prior to opening the sterile product packaging) or during implant (once the sterile product packaging has been opened). In all cases, the product in question must be returned to Boston Scientific CRM and confirmed through laboratory analysis to have operated or exhibited a problem outside the specified performance limits established by Boston Scientific. Damage incurred during shipping/transit or due to external factors warned against in labeling is not reported as device malfunction here.

The Conductor category includes any conductor break or damage with complete or intermittent loss of continuity that could interrupt current flow, including clavicle fatigue or crush damage. The Insulation category includes any lead insulation breach, such as damage due to lead-on-lead or lead-on-anatomy contact, or clavicle fatigue or crush. The Crimp/Weld/Bond category includes any interruption in the conductor or lead body associated with a point of connection. The Other category includes malfunctions for which the root cause does not fit within other categories or has not yet been determined. The Labeling and Packaging categories include product identification issues and damage to sterile packaging, respectively. The Implant Accessory category includes lead malfunctions due to catheter, guidewire or sheath issues.

CRT Leads/Model	Worldwide Distribution	Conductor	Insulation	Crimp/Weld/Bond	Other	Labeling	Packaging	Implant Accessory
ACUITY X4 Spiral L 4677/4678	15,000	0	0	0	0	0	0	0
ACUITY X4 Spiral S 4674/4675	34,000	0	0	0	3	0	0	0
ACUITY X4 Straight 4671/4672	29,000	0	0	0	0	0	0	0
ACUITY Steerable 4554/4555/4556	65,000	0	0	0	4	0	2	0
ACUITY Spiral 4591/4592/4593	44,000	0	0	0	2	1	0	0
EASYTRAK 3 4522/4524/4525/4527/4548/4549/4550	43,000	0	2	0	17	0	0	2
EASYTRAK 2 4515/4517/4518/4520/4542/4543/4544	179,000	0	5	0	7	1	1	1
EASYTRAK 4510/4511/4512/4513/4535/4536/4537/4538	53,000	0	0	0	4	0	0	3

Defibrillation Leads/Model	Worldwide Distribution	Conductor	Insulation	Crimp/Weld/Bond	Other	Labeling	Packaging	Implant Accessory
ENDOTAK RELIANCE G 4-FRONT Dual Coil Active Fixation 0658/0695/0696	11,000	0	0	0	1	0	0	0
ENDOTAK RELIANCE SG 4-FRONT Single Coil Active Fixation 0657/0692/0693	48,000	3	0	0	1	0	0	0
ENDOTAK RELIANCE G 4-FRONT Dual Coil Passive Fixation 0655/0685/0686	1,000	0	0	0	0	0	0	0
ENDOTAK RELIANCE SG 4-FRONT Single Coil Passive Fixation 0654/0682/0683	3,000	0	0	0	0	0	0	0
ENDOTAK RELIANCE 4-Site Dual Coil Active Fixation 0275/0276/0295/0296	104,000	0	0	0	65	0	1	0
ENDOTAK RELIANCE 4-Site Dual Coil Passive Fixation 0265/0266/0285/0286	9,000	0	0	0	4	0	1	0
ENDOTAK RELIANCE 4-Site Single Coil Active Fixation 0292/0293	137,000	0	0	0	23	0	1	0
ENDOTAK RELIANCE 4-Site Single Coil Passive Fixation 0282/0283	5,000	0	0	0	0	0	0	0
ENDOTAK RELIANCE Dual Coil Active Fixation 0157/0158/0159/0164/0165/0167/ 0184/0185/0186/0187	376,000	0	0	44	489	0	3	14
ENDOTAK RELIANCE Dual Coil Passive Fixation 0147/0148/0149/0174/0175/0176/0177	109,000	0	1	3	87	0	3	0
ENDOTAK RELIANCE Single Coil Active Fixation 0137/0138/0160/0161/0162/0180/0181/0182	70,000	0	0	7	63	0	1	3
ENDOTAK RELIANCE Single Coil Passive Fixation 0127/0128/0170/0171/0172/0173	8,000	0	0	0	2	0	0	0

S-ICD Electrodes/Model	Worldwide Distribution	Conductor	Insulation	Crimp/Weld/Bond	Other	Labeling	Packaging	Implant Accessory
EMBLEM/Q-TRAK S-ICD Electrode 3010, 3401, 3501	42,000	0	0	1	0	0	0	0

Pacing Leads/Model	Worldwide Distribution	Conductor	Insulation	Crimp/Weld/Bond	Other	Labeling	Packaging	Implant Accessory
INGEVITY Positive Fixation 7640/7641/7642/7740/7741/7742	409,000	1152	0	0	2009	0	0	0
INGEVITY Atrial J Passive Fixation 7635/7636/7735/7736	39,000	0	0	0	0	0	0	0
INGEVITY Passive Fixation 7631/7632/7731/7732	47,000	0	0	0	0	0	0	0
FLEXTEND 2 Active Fixation 4095/4096/4097	185,000	0	0	10	124	1	0	0
FLEXTEND Active Fixation 4086/4087/4088	291,000	0	0	55	606	0	1	4
FINELINE II/FINELINE II Sterox Passive Fixation (polyurethane) 4452/4453/4456/4457*	530,000	1	0	2	7	3	25	0
FINELINE II/FINELINE II Sterox EZ Positive Fixation (polyurethane) 4463/4464/4465/4469/4470/4471*	718,000	0	0	7	56	1	44	2
FINELINE II/FINELINE II Sterox Atrial J (poly) 4477/4478/4479/4480*	301,000	0	3	1	129	6	19	0
FINELINE II/FINELINE II Sterox Passive Fixation (silicone) 4454/4455/4458/4459*	104,000	0	0	2	1	1	1	0
FINELINE II/FINELINE II Sterox EZ Positive Fixation (silicone) 4466/4467/4468/4472/5573/4474*	141,000	0	1	1	25	1	6	0

*Counts consist of Boston Scientific and Intermedics co-branded pacing leads data.

Product Advisories

A Product Advisory is a voluntary letter issued to inform physicians of an anomalous device behavior identified by Boston Scientific's Quality System. A Product Advisory is issued when there is a material elevation in risk to patient safety with potential for compromised lifesaving therapy, or when Boston Scientific can provide meaningful guidance to improve patient outcomes or device performance. Boston Scientific considers many perspectives in the decision to issue a Product Advisory, including internal expertise and guidance from an independent Patient Safety Advisory Board (PSAB).

This report section includes summaries of Product Advisories for which significant, active U.S. device populations exist. In general, this includes advisories for which the estimated active U.S. advisory population is at least 200. Physician and patient letters, as well as Advisory Updates, are available at www.bostonscientific.com. With respect to the number of reported events listed in the summaries below, Boston Scientific recognizes that the actual number of clinical malfunctions may be greater than the number reported. Additionally, rate projections are provided with the acknowledgment that predictive modeling is inherently uncertain due to its dependence on the device age distribution of reported events and resultant statistical approximations and assumptions. Advisory notifications may vary by geography, based upon local regulatory requirements. Please contact the local Boston Scientific office for more information. Not all products may be approved for use in all geographies, as product approval is geography specific.

PRODUCT	ORIGINAL COMMUNICATION																								
<p>Identifiable by serial number. Not all serial numbers are affected.</p> <p>A serialized search tool to determine if a specific device is affected by this product advisory is available here: Device Lookup Tool</p> <p>VALITUDE CRT-P Models U125, U128</p> <p>VISIONIST CRT-P Models U225, U226, U228</p> <p>ACCOLADE Pacemaker Models L300, L301, L310, L311, L321, L331</p> <p>PROPONENT Pacemaker Models L200, L201, L209, L210, L211, L221, L231</p> <p>ESSENTIO Pacemaker Models L100, L101, L110, L111, L121, L131</p> <p>ALTRUA 2 Pacemaker Models S701, S702, S722</p> <p>Minute Ventilation Signal Oversensing, Physician Letter.</p> <p>Minute Ventilation Signal Oversensing, Patient Letter, December 2017</p>	<p>December 2017 — Minute Ventilation Signal Oversensing</p> <p>Voluntary Physician Advisory FDA Classification: Unclassified</p> <p>This advisory discusses intermittent oversensing of the Minute Ventilation (MV) sensor signal with certain Boston Scientific pacemaker and cardiac resynchronization therapy pacemaker systems (pacemakers). MV sensor signal oversensing may cause pre-syncope or syncope due to periods of pacing inhibition. This MV behavior may occur with any manufacturer's pacing lead system, but Boston Scientific has determined it to be more likely for affected Boston Scientific pacemakers using Medtronic or Abbott/St. Jude (Abbott) leads implanted in either the right atrium (RA) or right ventricle (RV).</p> <p>The MV sensor in Boston Scientific pacemakers can be used for RightRate™ (rate adaptive pacing), Respiratory Rate Trend, or AP Scan. When the RA/RV pacing leads and lead terminal connections are operating as intended, the MV sensor signal is appropriately filtered and therefore is not detected by the pacemaker or displayed on electrograms (EGMs). However, intermittency related to the lead or pacemaker-lead connection has the potential to create a transient high impedance condition. A high impedance condition may subsequently alter the MV sensor signal such that it becomes visible on EGMs and potentially subject to oversensing on the RA or RV channels. For a technical description of the Boston Scientific's MV sensor, please refer to Appendix A in the December 2017 physician letter.</p> <p>Engineering analysis and testing, as well as evaluation of post-market surveillance data, demonstrates an elevated potential for oversensing of the MV sensor signal in certain pacemaker systems connected to Medtronic or Abbott pacing leads. Although all leads evaluated in simulated testing environments comply with appropriate connector standards, we have discovered subtle differences amongst lead manufacturers in the surface finish of the lead terminal ring and amount of axial and radial terminal ring motion within the pacemaker header. These factors may result in intermittent increases in impedance leading to oversensing of the MV sensor signal or changes in daily impedance test measurements.</p> <p><i>Estimated Rate of Occurrence</i> Boston Scientific investigation has shown that the probability of harm associated with MV sensor signal oversensing behavior is significantly greater when affected pacemakers are connected to Medtronic or Abbott pacing leads.</p> <table border="1"> <thead> <tr> <th>Affected pacemaker systems connected to the following RA/RV pacing leads¹:</th> <th>Probability of Injury at 5 years</th> <th>Probability of Life Threatening Harm at 5 years</th> </tr> </thead> <tbody> <tr> <td>Medtronic or Abbott pacing leads</td> <td>0.0005 (1 in 2,000)</td> <td>0.00001 (1 in 100,000)</td> </tr> <tr> <td>Boston Scientific pacing leads (including DEXTRUS)</td> <td>0.00003 (1 in 33,333)</td> <td>0.0000008 (1 in 1,250,000)</td> </tr> <tr> <td>All pacing leads combined²</td> <td>0.00008 (1 in 12,500)</td> <td>0.000002 (1 in 500,000)</td> </tr> </tbody> </table> <p>CURRENT STATUS 10-Jan-18</p> <p><i>Estimated Rate of Occurrence</i> Boston Scientific investigation has shown that the probability of harm associated with MV sensor signal oversensing behavior is significantly greater when affected pacemakers are connected to Medtronic or Abbott pacing leads.</p> <table border="1"> <thead> <tr> <th>Affected pacemaker systems connected to the following RA/RV pacing leads¹:</th> <th>Probability of Injury at 5 years</th> <th>Probability of Life Threatening Harm at 5 years</th> </tr> </thead> <tbody> <tr> <td>Medtronic or Abbott pacing leads</td> <td>0.0005 (1 in 2,000)</td> <td>0.00001 (1 in 100,000)</td> </tr> <tr> <td>Boston Scientific pacing leads (including DEXTRUS)</td> <td>0.00003 (1 in 33,333)</td> <td>0.0000008 (1 in 1,250,000)</td> </tr> <tr> <td>All pacing leads combined²</td> <td>0.00008 (1 in 12,500)</td> <td>0.000002 (1 in 500,000)</td> </tr> </tbody> </table> <p>CURRENT RECOMMENDATION 10-Jan-18</p> <p>Until software is available to automatically resolve MV sensor signal oversensing, Boston Scientific recommends managing the risk for patients implanted with affected pacemaker systems as follows:</p> <ul style="list-style-type: none"> •For pacemaker-dependent patients, turn the MV sensor "OFF". Note when programmed to passive, the MV sensor signal is enabled and may be oversensed. See Appendix B for details on turning the MV sensor "OFF". •For all other patients, evaluate the risks of oversensing the MV sensor signal against the benefits of MV sensor indicated pacing. If the risk outweighs the benefit, turn the MV sensor "OFF" (see Appendix B). •If transient, abrupt changes or any out-of-range RA/RV pacing impedance measurements are observed, contact Boston Scientific Technical Services to explore all non-invasive programming options prior to surgical intervention. In most cases, management of the system can be done non-invasively through programming changes. •In accordance with the pacemaker manual, if MV sensor signal artifacts are observed on EGMs and leads are performing appropriately, consider programming the sensor to "OFF" to prevent oversensing. •For patients with the MV sensor enabled, periodically re-assess for pacemaker dependence. •Enroll and follow patients using the LATITUDE™ NXT Remote Patient Management System. <p>Standard Warranty program available, please contact your local representative for terms and conditions.</p>	Affected pacemaker systems connected to the following RA/RV pacing leads ¹ :	Probability of Injury at 5 years	Probability of Life Threatening Harm at 5 years	Medtronic or Abbott pacing leads	0.0005 (1 in 2,000)	0.00001 (1 in 100,000)	Boston Scientific pacing leads (including DEXTRUS)	0.00003 (1 in 33,333)	0.0000008 (1 in 1,250,000)	All pacing leads combined ²	0.00008 (1 in 12,500)	0.000002 (1 in 500,000)	Affected pacemaker systems connected to the following RA/RV pacing leads ¹ :	Probability of Injury at 5 years	Probability of Life Threatening Harm at 5 years	Medtronic or Abbott pacing leads	0.0005 (1 in 2,000)	0.00001 (1 in 100,000)	Boston Scientific pacing leads (including DEXTRUS)	0.00003 (1 in 33,333)	0.0000008 (1 in 1,250,000)	All pacing leads combined ²	0.00008 (1 in 12,500)	0.000002 (1 in 500,000)
Affected pacemaker systems connected to the following RA/RV pacing leads ¹ :	Probability of Injury at 5 years	Probability of Life Threatening Harm at 5 years																							
Medtronic or Abbott pacing leads	0.0005 (1 in 2,000)	0.00001 (1 in 100,000)																							
Boston Scientific pacing leads (including DEXTRUS)	0.00003 (1 in 33,333)	0.0000008 (1 in 1,250,000)																							
All pacing leads combined ²	0.00008 (1 in 12,500)	0.000002 (1 in 500,000)																							
Affected pacemaker systems connected to the following RA/RV pacing leads ¹ :	Probability of Injury at 5 years	Probability of Life Threatening Harm at 5 years																							
Medtronic or Abbott pacing leads	0.0005 (1 in 2,000)	0.00001 (1 in 100,000)																							
Boston Scientific pacing leads (including DEXTRUS)	0.00003 (1 in 33,333)	0.0000008 (1 in 1,250,000)																							
All pacing leads combined ²	0.00008 (1 in 12,500)	0.000002 (1 in 500,000)																							

PRODUCT	ORIGINAL COMMUNICATION December 2017 — CRT Positive LV Offset and TPP Interaction
Identifiable by serial number. Not all serial numbers are affected.	Voluntary Physician Advisory FDA Classification: Unclassified
A serialized search tool to determine if a specific device is affected by this product advisory is available here: Device Lookup Tool	This advisory discusses unintended asynchronous biventricular (BiV) pacing behavior when tracking elevated atrial intrinsic rhythms in certain Boston Scientific Cardiac Resynchronization Therapy (CRT) pacemakers (CRT-Ps) and defibrillators (CRT-Ds). Repeated detection of this unintended asynchronous BiV pacing behavior may result in the implanted device reverting to a permanent Safety Mode (Safety Core™) status thus requiring early replacement. The unintended asynchronous BiV pacing behavior can only occur when an infrequent combination of parameters are programmed, specifically:
VALITUDE CRT-P Models U125, U128	<ul style="list-style-type: none"> • Left Ventricular (LV) Offset programmed to a positive value which exceeds the Atrial Blank after Ventricular Pace (A-Blank after V-Pace) interval; and • Tracking Preference = ON (nominal).
VISIONIST CRT-P Models U225, U226, U228	<p><i>Observed Rate</i></p> <p>Of the 60,500 CRT devices distributed worldwide, Boston Scientific estimates approximately 300 CRT devices are programmed with the combination of parameters which may lead to this device behavior. There have been two confirmed instances of early device replacement due to this device behavior (0.7%). Of the two cases, a single patient death occurred due to complications related to the replacement procedure.</p>
RESONATE CRT-D Models G424, G425, G426, G428, G437, G447, G448, G524, G525, G526, G528, G537, G547, G548	<p>CURRENT STATUS 10-Jan-18</p> <p><i>Confirmed Malfunctions (worldwide)</i></p> <p>There have been two confirmed instances of early device replacement due to this device behavior.</p>
VIGILANT CRT-D Models G224, G225, G228, G237, G247, G248	<p>CURRENT RECOMMENDATION 10-Jan-18</p> <p>Until software is available to prevent programming of a susceptible combination of parameters, eliminate the risk associated with early replacement due to this unintended asynchronous BiV pacing behavior by performing the following steps:</p>
MOMENTUM CRT-D Models G124, G125, G126, G128, G138	<ol style="list-style-type: none"> 1. Review programming records of patients implanted with the CRT devices included in Appendix B of the December 2017 physician letter 2. If the LV Offset parameter is programmed to Zero or a Negative value, the device is not at risk of this behavior. 3. If the LV Offset parameter is programmed to a Positive value, determine if the following conditions are met: <ol style="list-style-type: none"> A. The positive LV Offset value exceeds the A-Blank after V-Pace interval, where "Smart" blanking is equivalent to a value of 37.5 ms; and B. Tracking Preference programmed to ON 4. For patients whose device has a positive LV Offset value exceeding A-Blank after V-Pace value and Tracking Preference is programmed to ON, schedule a clinic appointment to reprogram the CRT device as follows according to the patient's individual medical needs: <ol style="list-style-type: none"> A. Either program the CRT device such that the A-Blank after V-Pace value is greater than the positive LV Offset value; or B. Disable Tracking Preference by programming it to a value of "OFF". 5. Devices with an A-Blank after V-Pace value exceeding the positive LV Offset value are not affected and are not at risk of this behavior. 6. Patients whose device has Tracking Preference programmed OFF are not affected and are not at risk of this behavior.
CHARISMA CRT-D Models G324, G325, G328, G337, G347, G348	Standard Warranty program available, please contact your local representative for terms and conditions.
AUTOGEN CRT-D Models G172, G173, G175, G177, G179	
DYNAGEN CRT-D Models G150, G151, G156, G158	
INOGEN CRT-D Models G140, G141, G146, G148	
ORIGEN CRT-D Models G050, G051, G056, G058	
CRT Positive LV Offset and TPP Interaction, Physician Letter, Dec. 2017	
CRT Positive LV Offset and TPP Interaction, Patient Letter, December 2017	

PRODUCT	ORIGINAL COMMUNICATION June 2017 — S-ICD Memory Corruption
A serialized search tool to determine if a specific device is affected by this product advisory is available here:	Voluntary Physician Advisory FDA Classification: Class II
Device Lookup Tool	This advisory discusses a single, isolated S-ICD event that resulted in a device-related patient death.
S-ICD	
Models 1010, A209, A219	Boston Scientific engineers have determined that this patient's S-ICD repeatedly delivered an atypical amount of energy (similar to the arrhythmia induction function) because a specific memory location was corrupted by radiation within the environment. This repeated atypical energy delivery prevented S-ICD arrhythmia detection/treatment and ultimately contributed to the patient death.
S-ICD Memory Corruption, Physician Letter, Jun 29, 2017	
S-ICD Memory Corruption, Patient Letter, Jun 29, 2017	
S-ICD Software v4.04 Programmer Commands and Memory Corruption August 2017	<i>Estimated Rate of Occurrence</i> This experience represents one (1) observed event in approximately 37,000 S-ICDs distributed worldwide.
	Given the rarity of this single event observed to date, a precise projection of occurrence cannot be derived with confidence. Engineering analysis of S-ICD device memory design and recorded instances of SEUs in fielded devices was conducted during our root cause investigation of this event. Based on this analysis, the probability of corruption of the specific location in memory that produces this device behavior within an S-ICD was determined to be approximately 1 in 300,000 over five years.
	CURRENT STATUS 10-Jan-18
	This experience represents one (1) observed event in approximately 43,000 S-ICDs distributed worldwide.
	<i>Estimated Rate of Occurrence</i>
	The probability of corruption of the specific location in memory that produces this device behavior within an S-ICD was determined to be approximately 1 in 300,000 over five years.
	CURRENT RECOMMENDATION 10-Jan-18
	In consultation with our Patient Safety Advisory Board, Boston Scientific recommends NO changes to clinical follow-up due to this single event. Specifically, for patients with S-ICD systems:
	<ul style="list-style-type: none"> • Continue using the S-ICD system to detect and treat life-threatening ventricular tachyarrhythmias; • Keep scheduled LATITUDE™ and/or in clinic follow-ups; and • Follow the precautions identified in the S-ICD user's manual when radiation therapy is prescribed.
	Furthermore, Boston Scientific does NOT recommend the following:
	<ul style="list-style-type: none"> • Early or off-cycle follow-ups are not recommended. This type of memory corruption cannot be detected, thus additional S-ICD checks do not reduce the potential for this device behavior. • Prophylactic S-ICD replacement or explant is not recommended. The risks associated with such an additional surgical procedure significantly outweigh the risk of reoccurrence of this device behavior. Until the software mitigation update is available, this S-ICD behavior represents an additional, small risk that should be considered when evaluating the relative risks associated with all available ICD therapy options.
	Boston Scientific is now releasing programmer software version 4.04 to address the behavior for S-ICDs and a local Boston Scientific representative will arrange to update each programmer. This advisory no longer applies after an S-ICD is interrogated by any programmer updated with version 4.04 software.
	<i>Recommendations for S-ICD and Programmers</i>
	<ul style="list-style-type: none"> • Confirm all Model 3200 S-ICD programmers are upgraded with version 4.04 software. • Once your Model 3200 S-ICD programmers are upgraded, perform a standard in-clinic S-ICD followup for all patients implanted with an S-ICD at their earliest convenience. The January 2017 recommendation to perform a second interrogation is no longer required.
	Note: The programmer will upgrade each S-ICD's software which takes less than 5 minutes.
	<ul style="list-style-type: none"> • Thereafter, standard in-clinic S-ICD follow-up checks may resume at normal frequency with programmers upgraded with version 4.04 software.
	Note: When an S-ICD's software has been upgraded, it can only be interrogated with programmers installed with version 4.04 or greater software. Appendix A shows how the software model and version number can be identified through the programmer or an S-ICD summary report.

<p>PRODUCT</p> <p>A serialized search tool to determine if a specific device is affected by this product advisory is available here: Device Lookup Tool</p> <p>COGNIS Models N106/N107/N108/N118/ N119/N120/P106/P107/P108</p> <p>TELIGEN VR Models E102/E103/F102/F103</p> <p>TELIGEN DR Models E110/E111/F110/F111</p> <p>Low Voltage Capacitor 2014 Physician Letter, Sep 17, 2014</p> <p>Low Voltage Capacitor 2014 Patient Letter, Sep 17, 2014</p> <p>Low Voltage Capacitor 2013 Physician Letter, Aug 29, 2013</p>	<p>ORIGINAL COMMUNICATION Aug 2013 and Sep 2014 — Low Voltage Capacitor</p> <p>Voluntary Physician Advisory FDA Classification August 2013: Class II FDA Classification September 2014: Class II</p> <p>In August 2013, a physician communication discussed a subset of COGNIS CRT-Ds and TELIGEN ICDs that had experienced an increased rate of premature battery depletion due to compromised performance of a low voltage (LV) capacitor. It also informed physicians how to identify and respond to a Safety Architecture low voltage alert. In September 2014, a second subset of devices was identified that may exhibit compromised LV capacitor performance at a rate that is similar to the August 2013 advisory subset. The second communication also discussed improvements to Safety Architecture's low voltage alert, which were released through a programmer software update.</p> <p>The performance of an LV capacitor may be compromised in some devices after two or more years of implant time, which will increase battery use and may eventually initiate one or more Safety Architecture alerts and patient-audible beeping.</p> <p>The most common alert is a yellow programmer screen that states, "Voltage is too low for projected remaining capacity. Contact Technical Services with Code 1003". LATITUDE issues a corresponding yellow alert (nominally configured "On"). In other instances, diminished LV capacitor performance can result in an early "Explant" battery status indicator (ERI) and a replacement window that may be less than 3 months. Devices that experience a low voltage alert require replacement. If not replaced, increased current drain could deplete the battery and impact therapy delivery and telemetry.</p> <p><u>Advisory population</u> Approximately 22,800 devices identified in the August 2013 communication remain in service. In September 2014, Boston Scientific identified an additional 27,300 active devices that may exhibit diminished LV capacitor performance at a rate that is similar to the August 2013 advisory population. The projected cumulative rate of occurrence for LV capacitor malfunction within the total advisory population is approximately 2.9% at 60 months. Due to Safety Architecture alerts and timely physician response, the potential for life-threatening harm from loss of therapy is estimated to be less than 1 in 125,000 (0.0008%) at 60 months.</p> <p>CURRENT STATUS 10-Jan-18</p> <p>Advisory devices have not been available for implant for more than seven years.</p> <p><u>Confirmed Malfunctions (worldwide)</u> 5,195 malfunctions have been confirmed from the advisory population. Approximately 36,000 devices from the advisory populations remain in service.</p> <p>There has been one reported patient death due to complications with the replacement of an advisory device.</p> <p><u>Projected Rate of Occurrence</u></p> <ul style="list-style-type: none"> • COGNIS CRT-D and TELIGEN ICD advisory population - The rate of occurrence is 2.9% at 60 months and 6.0% at 72 months. The projected rate of occurrence is 8.7% at 84 months. The potential for life-threatening harm from loss of therapy is approximately 1 in 200,000 (0.0005%) at 60 months. • COGNIS CRT-D and TELIGEN ICD populations (advisory and non-advisory) - The overall rate of occurrence is approximately 1% at 60 months. Since notifying customers of this behavior in September 2014 and improving the Safety Architecture voltage alert, the portion of malfunctions with compromised therapy has decreased to approximately 2%. The potential for life-threatening harm from loss of therapy is approximately 1 in 500,000 (0.0002%) at 60 months. • INCEPTA, ENERGEN and PUNCTUA CRT-Ds and ICDs (non-advisory) - The projected rate is approximately 1% at 60 months. The portion of malfunctions with compromised therapy is approximately 0.2%. The potential for life-threatening harm from loss of therapy is approximately 1 in 5,000,000 (0.00002%) at 60 months. <p>CURRENT RECOMMENDATION 10-Jan-18</p> <p><u>Updated Software</u> In 2014 BSC released software that enhances the effectiveness of the Safety Architecture tools later in device life. When the software was introduced, BSC recommended an in-clinic follow-up with an updated programmer at first opportunity, but within 3 months for patients within the advisory population. In-clinic interrogation with a current programmer automatically downloads Safety Architecture software upgrades from the programmer into individual patient devices, enhancing detection of a compromised LV capacitor before therapy delivery is impacted.</p> <p><u>LATITUDE Patient Management System</u> Boston Scientific recommends that advisory patients utilize the LATITUDE Patient Management System (remote monitoring), which offers additional/supplemental device checks between office visits. Use of LATITUDE may accelerate detection of Safety Architecture alerts, and can notify if/when scheduled checkups have not occurred. Verify that the yellow alert "Voltage was too low for projected remaining capacity" is configured "On".</p> <p><u>Additional Recommendations</u></p> <ul style="list-style-type: none"> - After a device has been upgraded with new software, Boston Scientific recommends normal device monitoring as described in device labeling. - Device replacement is not recommended for advisory devices displaying normal behavior. - Promptly investigate alerts, device beeping, and unanticipated replacement indicator messages. - Following a Safety Architecture alert, contact Boston Scientific Technical Services as directed on programmer screens. Technical Services can facilitate an evaluation of device information downloaded from a recent in-clinic or remote LATITUDE interrogation, which may help to clarify available replacement time. <p>Standard Warranty program available, please contact your local representative for terms and conditions.</p>
--	---

PRODUCT	ORIGINAL COMMUNICATION 01-Dec-09 — Subpectoral Implant
<p>A serialized search tool to determine if a specific device is affected by this product advisory is available here: Device Lookup Tool</p>	<p>Voluntary Physician Advisory FDA Classification: Class II</p>
<p><i>This advisory is limited to those models listed below implanted subpectorally.</i></p>	<p>This advisory is limited to devices identified in the product model list that were implanted subpectorally. Devices implanted subcutaneously are not included in this advisory.</p> <p>Boston Scientific has determined that the bond between the header and case could be weakened by significant forces associated with a subpectoral implant procedure or when a device in a subpectoral position is pushed against a rib during contraction of the pectoralis muscle. A weakened header bond may alter lead impedance and introduce noise that may inhibit pacing therapy or initiate inappropriate tachy therapy. Additional mechanical stress applied to a weakened bond may eventually cause header connection wires to fracture, resulting in loss of therapy.</p>
<p>COGNIS Models N106/N107/N108/N118/N119 P106/P107/P108</p>	<p>A weakened header bond can result in one or more of the following device behaviors:</p> <ul style="list-style-type: none"> – Significant changes in measured lead impedance – Noise on real-time or stored electrograms – Intermittent inhibition of pacing – Inappropriate anti-tachy pacing or shock therapy – Loss of pacing therapy – Loss of anti-tachy pacing and shock therapy
<p>TELIGEN VR Models E102/F102</p>	<p>No patient deaths related to this behavior have been reported. Patients have required early device replacement due to inappropriate shocks and/or noise induced by pocket manipulation or arm movement.</p>
<p>TELIGEN DR Models E110/E111/F110/F111</p>	<p><i>Rate of Occurrence</i> The implant orientation of devices is not reported to Boston Scientific, making it difficult to provide rate of occurrence and prediction information. Two (2) reports have been received worldwide of subpectoral implants with weakened header bonds. An estimated 5% of approximately 77,000 COGNIS and TELIGEN devices worldwide have been implanted in a subpectoral location.</p> <p>The following factors may also impact the risk of failure if implanted in a subpectoral location:</p> <ul style="list-style-type: none"> – Exact location of the patient's ribs relative to the device – Body size and/or muscle mass of the patient (risk may increase for larger/muscular patients) – Activity level and/or occupation of the patient (risk may increase for more active patients)
<p>Subpectoral Implant 2009 Physician Letter, Dec 01, 2009</p>	<p>CURRENT STATUS 10-Jan-18</p>
<p>Subpectoral Implant 2009 Patient Letter, Dec 01, 2009</p>	<p><i>Reported events (worldwide)</i> Ninety-seven (98) reports have been received worldwide of subpectoral implants with weakened header bonds. An estimated 10% of approximately 104,000 COGNIS and TELIGEN devices worldwide have been implanted in a subpectoral location.</p> <p>There have been no reported patient deaths associated with this advisory.</p> <p><i>Rate of Occurrence</i> An estimated 10% of COGNIS and TELIGEN devices worldwide have been implanted in a subpectoral position. The rate of occurrence for subpectoral implants of COGNIS advisory devices is 1.95% at 60 months. The rate of occurrence for subpectoral implants of TELIGEN advisory devices is 0.53% at 60 months.</p>
<p>CURRENT RECOMMENDATION 10-Jan-18</p>	<p>If a patient's device was implanted subcutaneously, it is excluded from this advisory and no change to current patient management is recommended.</p> <p>For affected devices implanted in a subpectoral location:</p> <ul style="list-style-type: none"> – Follow patient at least once every three months as recommended in device instructions for use. – Consider advising patients to contact their physician or clinic if they receive shocks, in order to ensure timely review of associated electrograms and other device data via in-clinic or remote interrogation. – Where available, consider using the LATITUDE® Patient Management System to facilitate remote device checks between in-clinic follow-ups.
<p>Standard Warranty program available, please contact your local representative for terms and conditions.</p>	

PRODUCT	ORIGINAL COMMUNICATION 23-Jun-06 and 24-Aug-06— Low Voltage Capacitor
A serialized search tool to determine if a specific device is affected by this product advisory is available here: Device Lookup Tool	Voluntary Physician Advisory FDA Classification: Class II
INSIGNIA Ultra SR Models 1190/1390	Devices within a well-defined subset manufactured using low-voltage capacitors from a single component supplier may perform in a manner that leads to device malfunction, including intermittent or permanent loss of output or telemetry, or premature battery depletion. At the time of the original June 23, 2006 communication, approximately 49,800 devices had been distributed, and approximately 27,200 devices had been implanted worldwide. Boston Scientific initiated retrieval of all non-implanted devices within this subset from hospital and sales force inventory. An Advisory Update was issued on August 24, 2006, with a revised estimation of the implanted population to be approximately 31,000. All product currently being shipped and available for implant is not susceptible to this issue.
INSIGNIA Ultra DR and Ultra DR Downsize Models 1291/1491/1290/1490	<i>Reported Events (worldwide)</i> At the time of the original June 23, 2006 communication, a total of five (5) devices had been confirmed to have malfunctioned. As reported in the August 24, 2006 Advisory Update, five (5) additional malfunctions were confirmed since the original June 23, 2006 communication. A total of 10 confirmed malfunctions represented 0.032% of the implanted population of approximately 31,000 devices. Seven (7) of 10 malfunctions were identified while implanted, and three were identified prior to the implant procedure. There were no reports of patient death associated with this issue. There were a total of three (3) reports of patients experiencing syncope associated with loss of pacing.
INSIGNIA Entra SR Models 1195/1198/1395/1398	<i>Projected Rate of Occurrence</i> While a statistically significant projection of expected failures for implanted devices was not possible, testing suggested that the frequency of new malfunctions would continue to decrease in the future.
INSIGNIA Entra DR (downsize) Models 1296/1466	
INSIGNIA Entra DR Models 1294/1295/1494/1495	
INSIGNIA Entra SSI Models 0484/0485/1325/1326	
INSIGNIA Entra DDD Models 0985/0986/1426	CURRENT STATUS 10-Jan-18
INSIGNIA Plus SR Models 1194/1394	<i>Confirmed Malfunctions (worldwide)</i> 46 malfunctions have been confirmed from the advisory population. 35 of these were identified while implanted. There were an estimated 32,000 advisory devices implanted. 11 malfunctions were identified prior to implantation.
INSIGNIA Plus DR and Plus DR Downsize Models 1297/1467/1298/1468	There have been no reported patient deaths associated with this advisory. No devices currently being distributed are susceptible to this malfunction mode.
INSIGNIA AVT Models 0482/0882/0982 1192/1292/1392/1428/1432/1492	<i>Projected Rate of Occurrence</i> The rate of occurrence is projected to range between 0.10% and 0.22%.
CONTAK RENEWAL TR / TR2 Models H120/H125/H140/H145	CURRENT RECOMMENDATION 10-Jan-18
VITALITY 2 EL VR/DR Models T177/T167	<u>Patient management recommendations from the August 24, 2006 Advisory Update remain unchanged.</u>
VITALITY 2 VR/DR Models T175/T165	– Normal follow-up. – Physicians should consider the low and declining failure rate in addition to the unique needs of individual patients when making medical decisions regarding patient management. As always, advise patients to seek attention immediately if they experience syncope or lightheadedness.
VITALITY DR HE Model T180	– Should the device exhibit symptoms described below, please contact your local sales representative or Technical Services for assistance with device evaluation.
VITALITY DS VR/DR Models T135/T125	Device Behavior Pacemakers: INSIGNIA – Intermittent or permanent loss of pacing output – Inability to interrogate – Erased values in Daily Measurements – ERT or EOL indicator message displayed earlier than expected – A gas gauge less than BOL within six months of implant
VITALITY VR/DR and EL Models 1870/1871/T127	
VENTAK PRIZM 2 VR/DR Models 1860/1861	
Low Voltage Capacitor, Physician	
Low Voltage Capacitor, Patient Letter	
Low Voltage Capacitor, Physician Letter, Jun 23, 2006	
	Standard Warranty program available, please contact your local representative for terms and conditions.

PRODUCT	ORIGINAL COMMUNICATION 12-May-06 and 04-Jan-08 Subpectoral Implant
A serialized search tool to determine if a specific device is affected by this product advisory is available here: Device Lookup Tool <i>This advisory is limited to those models listed below implanted subpectorally with the serial number facing the ribs..</i>	Voluntary Physician Advisory FDA Classification: Class II Accelerated life testing has confirmed that repetitive mechanical stress applied to a specific area of the titanium case can induce component damage and device malfunction only if the device is implanted subpectorally with the serial number facing the ribs (leads exiting the pulse generator in a clockwise fashion). An anterior/posterior (AP) radiograph can be used to determine device orientation. Due to component location, damage associated with this subpectoral failure mode will not occur in a subcutaneous position or in a position with the serial number facing up.
CONTAK RENEWAL 4 HE Models H197/H199	This failure mechanism can result in one or more of the following device behaviors: – Loss of shock therapy – Loss of pacing therapy (intermittent or permanent) – Loss of telemetry communications – Beeping (16 tones every six hours), and a programmer warning screen upon interrogation
CONTAK RENEWAL 4 Models H190/H195	
CONTAK RENEWAL 4 AVT / AVT HE Models M170/M175/M177/M179	<i>Reported Events</i> Two (2) reports of device malfunction associated with subpectoral implantation in an uncommon orientation (serial number facing ribs) were received. No patient deaths related to this advisory were reported. One patient required external pacing and immediate device replacement due to lack of pacing therapy. The vast majority of affected devices are implanted subcutaneously and are not subject to this failure mechanism.
CONTAK RENEWAL 3 HE Models H177/H179	
CONTAK RENEWAL 3 Models H170/H175	<i>Rate of Occurrence</i> The implant orientation of devices is not reported. For this reason, no rate of occurrence or failure rate projection was provided. However, based on available information, it is estimated that the number of devices implanted in a susceptible orientation is likely less than 1% of the total population.
CONTAK RENEWAL 3 AVT / AVT HE Models M155/M159	
VITALITY 2 EL VR/DR Models T177/T167	CURRENT STATUS 10-Jan-18 <i>Confirmed Malfunctions (worldwide)</i> <u>May 12, 2006 Population</u> Nineteen (19) malfunctions have been confirmed from an estimated 700 devices implanted in the susceptible orientation.
VITALITY DR HE Model T180	<u>January 4, 2008 Population</u> Seven (7) malfunctions have been confirmed from an estimated 330 devices implanted in the susceptible orientation.
VITALITY EL Model T127	There have been no reported patient deaths associated with this advisory.
VITALITY DR+ Model 1872	<i>Projected Rate of Occurrence</i> The projected rate of occurrence for devices implanted in the susceptible orientation is estimated to be 3% to 4% at 60 months.
Subpectoral Implant, Physician Letter, Jan 04, 2008	CURRENT RECOMMENDATION 10-Jan-18 Patient management recommendations for both populations remain unchanged from the May 12, 2006 physician communication.
Subpectoral Implant, Patient Letter, Dec 01, 2009	– For patients implanted with a model listed in the advisory, review records to determine if the device was implanted subpectorally. Devices implanted subcutaneously are not subject to this advisory. – For subpectoral implants, use an AP radiograph to determine specific device orientation. - If the leads exit the pulse generator in a counter clockwise direction (serial number facing away from the ribs), this advisory does not apply and no change to current patient management is necessary. If the device is in a susceptible orientation (serial number facing the ribs): – Advise patient of the potential for device failure. – Follow patient at 3 month intervals in accordance with device labeling. – Consider device repositioning or replacement for physically active patients or for patients who regularly need device therapy. – For future implants, when considering subpectoral implantation, orient the device with the serial number facing away from the ribs.
	Standard Warranty program available, please contact your local representative for terms and conditions.

PRODUCT	ORIGINAL COMMUNICATION 22-Sep-05 — Crystal Timing Component
Identifiable by serial number. Not all serial numbers are affected.	Voluntary Physician Advisory FDA Classification: Class II
A serialized search tool to determine if a specific device is affected by this product advisory is available here: Device Lookup Tool	Two separate failure modes were identified that may result in intermittent or permanent loss of pacing output without warning, intermittent or permanent loss of telemetry, and/or reversion to VVI mode or appearance of a Reset warning message upon interrogation. The root cause of the first failure mode is foreign material within a crystal timing component. As of the December 12, 2005 Advisory Update, root cause had been identified as a microscopic particle within the crystal timing component.
INSIGNIA Ultra SR Models 1190/1390	
INSIGNIA Ultra DR and Ultra DR Downsize Models 1291/1491/1290/1490	<i>Reported Events</i> Failure Mode 1—As of September 6, 2005, 36 malfunctions have been confirmed out of 49,500 devices distributed worldwide (0.073%). The majority of malfunctions occurred early in life, with a mean implant time of seven (7) months. There were no reported patient deaths. The supplier of the crystal timing component used in this subset of devices has eliminated foreign material within the crystal chamber, and no malfunctions were observed in any devices shipped after March 12, 2004.
INSIGNIA Entra SR Models 1195/1198/1395/1398	
INSIGNIA Entra DR (downsize) Models 1296/1466	Failure Mode 2—As of September 6, 2005, 16 malfunctions were confirmed out of 341,000 devices distributed worldwide (0.0047%). All 16 devices exhibited a no-output condition at the implant procedure or during pre-implant testing. There were no reported patient deaths.
INSIGNIA Entra DR Models 1294/1295/1494/1495	<i>Rate Projection</i> Failure Mode 1—As of the September 22, 2005 communication, Modeling, based on field experience and statistical analysis, predicted the malfunction rate for the active device population of 41,000 to be between 0.017% to 0.037% over the remaining device lifetime.
INSIGNIA Entra SSI Models 0484/0485/1325/1326	
INSIGNIA Entra DDD Models 0985/0986/1426	CURRENT STATUS 10-Jan-18 <i>Confirmed Malfunctions (worldwide)</i> Failure Mode 1— 62 malfunctions out of approximately 49,500 advisory population devices have been confirmed. There have been no reported patient deaths associated with this advisory.
INSIGNIA Plus SR Models 1194/1394	
INSIGNIA Plus DR and Plus DR Downsize Models 1297/1467/1298/1468	Failure Mode 2— 26 malfunctions out of approximately 257,000 (0.010%) devices distributed have been confirmed. Twenty-two (22) malfunctions were identified before or during the implant procedure and four (4) were identified after implant. There have been no reported patient deaths associated with this advisory.
INSIGNIA AVT Models 0482/0882/0982 1192/1292/1392/1428/1432/1492	<i>Projected Rate of Occurrence</i> Failure Mode 1— The rate of occurrence for the estimated worldwide active advisory device population of 4,000 is projected to range between 0.027% and 0.038%.
Crystal Timing Component, Physician Letter, Dec 12, 2005	CURRENT RECOMMENDATION 10-Jan-18 Failure Mode 1— <u>Patient management recommendations from the September 22, 2005 physician communication remain unchanged.</u>
Crystal Timing Component, Patient Letter, Oct 03, 2005	Failure Mode 2— <u>Patient management recommendations supersede those originally communicated on September 22, 2005.</u>
Crystal Timing Component, Physician Letter, Sep 22, 2005	— Normal follow-up for both Failure Mode 1 and Failure Mode 2 devices. — Specific to Failure Mode 1, physicians should consider the projected low and declining malfunction rate in addition to the unique needs of individual patients in their medical decisions regarding patient management. As always, advise patients to seek attention immediately if they experience syncope or lightheadedness.
	Standard Warranty program available, please contact your local representative for terms and conditions.

Trademarks

The following are trademarks of Boston Scientific Corporation, CRM Division (doing business as Cardiac Pacemakers, Inc., a Boston Scientific Company) used in connection with the goods or services indicated:

ACCOLADE	EQUIO	LUX-DX
ACUITY	ENDOTAK ENDURANCE	MOMENTUM
ACUITY X4	ENDOTAK ENDURANCE EZ	ORIGEN
ADVANTIO	ENDOTAK ENDURANCE RX	PERCIVA
ALTITUDE	ENDOTAK RELIANCE	PROPONENT
ALTRUA	ENERGEN	PUNCTUA
AUTOGEN	ESSENTIO	RELIANCE 4-FRONT
AVT	FINELINE	RESONATE
CHARISMA	FLEXTEND	SELUTE
COGNIS	FORMIO	SWEET PICOTIP
CONFIENT	INSIGNIA	SWEET TIP
CONTAK	INGENIO	TELIGEN
CONTAK RENEWAL	INGEVITY	VIGILANT
CONTAK RENEWAL TR	INCEPTA	VISIONIST
DYNAGEN	INLIVEN	VITALIO
EASYTRAK	INOGEN	VITALITY
EMBLEM	INTUA	4-SITE
ENDOTAK	INVIVE	

The following marks are registered trademarks for Intermedics, Inc and Cameron Health, Inc. (doing business as Cardiac Pacemakers, Inc., a Boston Scientific Company) used in connection with the goods or services indicated:

Q-TRAK	SQ-RX	S-ICD
--------	-------	-------



Rhythm Management

300 Boston Scientific Way
Marlborough, MA 01752-1234
www.bostonscientific.com

Medical Professionals:
1.800.CARDIAC (227.3422)

Patients and Families:
1.866.484.3268

© 2018 Boston Scientific Corporation
or its affiliates. All rights reserved.

CRM-373910-AC FEB2018