

CARDIAC RHYTHM & HEART FAILURE

Product Performance Report

Important Patient Management Information for Physicians

2016

First Edition – Issue 74

Medtronic

CRHF Product Performance Report

2016

First Edition

Issue 74

Introduction	5
Method for Estimating CRT, ICD, and IPG Device Performance	10
CRT-D	15
ICD	59
CRT-P	131
IPG	138
Method for Estimating Lead Performance	226
Left-Heart	231
Defibrillation	241
Pacing	259
Epi/Myocardial VDD	294
Single Pass	297
ICD and CRT-D Charge Time Performance	299
Advisories	313
Performance Notes	327

Cutoff date for this edition is 31 January 2016 for Lead Study data and 4 April 2016 for all other data, unless otherwise stated.

This report is available online at [www.medtronic.com/CRDM ProductPerformance](http://www.medtronic.com/CRDM/ProductPerformance)

Our Commitment to Quality

Medtronic was founded in 1949 and has grown to become a global leader in medical technology. Seeing what a difference medical technology could make in the lives of patients inspired our founder to develop the Medtronic Mission, which remains unchanged today.

The third tenet of the mission is all about quality:

"To strive without reserve for the greatest possible reliability and quality in our products, to be the unsurpassed standard of comparison, and to be recognized as a company of dedication, honesty, integrity, and service."

Regardless of function, all CRHF employees play a role in product quality. Whether designing new therapies, sourcing components, manufacturing products, hiring talented people, assigning financial resources to project teams, or serving in one of the hundreds of other roles, every employee has an influence on product quality.

Product performance information is received from many sources through various channels. Medtronic monitors information from many sources from Research and Development through Manufacturing and Field Performance Vigilance.

When a device is returned to Medtronic, laboratory technicians and engineers assess overall device function. Analysis of returned product is performed according to written procedures. These procedures determine the minimum analysis required. The analysis required varies depending on the type of device, age of the device, the associated information received with the device, actual experience with models of similar design, and other factors. Additional analysis is performed as necessary to investigate a performance concern from a customer, or to collect specific reliability data.

When a malfunction is identified, failure analysis is performed to provide the detailed information necessary to investigate possible causes and actions. Medtronic CRHF maintains in-house expertise and performs its failure analysis using facilities it owns and supports. This capability permits detailed failure analysis.

Analysis results are compared to original manufacturing records and design intent. Clinical observations are added to laboratory findings to help determine root cause. Each event is then compared to other events. If a pattern is detected, actions are taken to identify a common root cause, assess patient risk and an appropriate course of action.

Medtronic instituted the industry's first product performance reports in 1983 by publishing data on our chronic lead studies. Pacemakers and other devices followed as our performance reporting has constantly evolved based on customer needs and feedback. One thing has been a constant. It is our sincere commitment to communicate clearly, offering timely and appropriate product performance data and reliability information. This has always been and will continue to be our goal.



Tim Samsel
Vice President, Quality and Regulatory
Medtronic Cardiac Rhythm Heart Failure
Medtronic, Inc.

Contact Information

We invite our customers to use these telephone numbers to call with suggestions, inquiries, or specific problems related to our products.

US Technical Services Department

Phone: 1 (800) 723-4636 (Tachy)

1 (800) 505-4636 (Brady)

Fax: 1 (800) 824-2362

<http://www.medtronic.com/for-healthcare-professionals/products-therapies/crdm-technical-services/index.htm>

International Technical Centers

Europe (Heerlen NL) +31-45-566-8844

Japan (Tokyo) +81-3-6430-7026

For questions related to returning explanted product or returning product that shows signs of malfunction, please contact:

Outside the United States:

Your Medtronic representative or international technical center at the number above.

Within the United States:

Your Medtronic representative or
CRHF Returned Product Analysis Laboratory

Phone: 1 (800) 328-2518, ext. 44800

Email:

crdm.returnedproduct@medtronic.com

Editorial Staff

Independent Physician Quality Panel

David Cannom, MD, Los Angeles, CA
Steven J. Compton, MD, Anchorage, AK
James Daubert, MD, Durham, NC
N.A. Mark Estes, MD, Weston, MA
F. Kevin Hackett, MD, Columbus, OH
Andrew Krahn, MD, Vancouver, BC
Rachel Lampert, MD, New Haven, CT
R. Hardwin Mead, MD, Palo Alto, CA

Editor

Tim Samsel, Vice President, CRHF Quality and Regulatory

Trademarks of Medtronic

Adapta®	InSync Maximo®	Spectraflex
Advisa®	InSync II	Sprint®
Advisa DR MRI®	Protect™	Sprint Fidelis
Attain®	InSync III Protect™	Sprint Quattro®
Attain Ability®	Intrinsic™	Sprint Quattro
Attain StarFix®	Kappa®	Secure®
Attain Prevail®	Marquis®	Sprint Quattro
Brava™	Maximo® Medtronic	Secure S®
CapSure®	CareAlert®	SureFix®
CapSure Sense®	Medtronic CareLink®	Syncra®
CapSureFix®	MVP®	Target Tip®
CapSureFix Novus™	Onyx	
Capture	Patient Alert	Transvene
Management®	Performa™	Versa®
Cardia™	Preva	Virtuoso®
CareLink®	Prodigy	Viva™
Concerto®	Protecta®	
Consulta®	Quick Look™	
Egida™	Relia™	
EnRhythm®	Revo MRI®	
EnRhythm MRI™	Secura®	
Ensura MRI™	SelectSecure®	
EnTrust®	Sensia®	
EnTrust MRI	Sensing Assurance	
GEM®	Sigma	
InSync®		
InSync Marquis™		
InSync II Marquis™		
InSync III Marquis™		

Introduction

For 33 years, Medtronic has monitored performance via both returned product analysis and multicenter clinical studies.

This Product Performance Report (PPR) presents device survival estimates, advisory summaries, performance notes, and other information pertinent to assessing the performance of Medtronic implantable pulse generators (IPGs), implantable cardioverter defibrillators (ICDs), cardiac resynchronization therapy (CRT) devices, and implantable pacing and defibrillation leads.

This Product Performance Report has been prepared in accordance with International Standard ISO 5841- 2:2000(E).

The survival estimates provided in this report are considered to be representative of worldwide performance.

Survival Estimates

Medtronic, like other companies, monitors CRT, ICD, and IPG device performance using returned product analysis. We also monitor CRT, ICD, and IPG device performance using an active multicenter clinical study.

Returned product analysis is a passive approach to assessing product performance. This approach provides a suitable measure of product performance only when a significant number of explanted products are returned to the manufacturer. Returned product analysis provides a measure of hardware performance, but not necessarily the total clinical performance (e.g., the incidence of complications such as infection, erosion, muscle stimulation, etc. are not estimated).

The survival estimates provided in this report for CRT, ICD, and IPG devices are based on returned product analysis. This approach is suitable because a significant number of explanted generators are returned for analysis.

Lead performance is monitored differently. In contrast to CRT, ICD, and IPG devices, a very small percentage of leads are returned to the manufacturer due to the difficulty of explanting them. For leads, an active clinical study provides more accurate survival estimates compared to estimates based solely on returned product analysis.

Survival estimates for leads are based on clinical observations recorded via Medtronic's PAN Registry. This multicenter clinical study is designed to record clinical observations representative of the total clinical experience. Therefore, the lead survival estimates include both lead hardware failure and lead-related medical complications, and do not differentiate a lead hardware failure from other clinical events such as exit block, perforation, dislodgement, or concurrent pulse generator failure.

The actuarial life table method is applied to the data collected for CRT, ICD, and IPG devices and leads to provide the survival estimates included in this report. A general introduction to understanding this method of survival analysis is given later in this introduction.

ICD Charge Times

Since May 2000, Medtronic has provided important information on charge time performance of ICDs. The information provided in this report shows how ICD charge time can vary during the time a device is implanted. The information is presented in graphical format showing charge time as a function of implant time. The data for charge times are collected from devices enrolled in the PAN registry.

Introduction continued

Advisory Summaries

This Product Performance Report includes summaries of all advisories applicable to the performance of the products included in the report. An advisory is added to the report when any product affected by the advisory remains in service and at risk of experiencing the behavior described in the advisory. The advisory will remain in the report until Medtronic estimates no product affected by the advisory remains active, or the risk of experiencing the behavior described in the advisory has passed.

For most advisories, the products subject to the advisory retain essentially the same survival probability as the products of the same model(s) not affected by the advisory. For those advisories where the survival probabilities of the affected and non-affected populations do differ significantly, Medtronic will provide separate survival data for each population. The separate survival data will remain in the report until Medtronic estimates no affected product remains in active service.

Performance Notes

This report concludes with a number of Performance Notes developed by Medtronic to provide additional product performance information relevant to follow-up practice and patient management.

How You Can Help

Medtronic urges all physicians to return explanted products and to notify Medtronic when a product is no longer in use, regardless of the reason for explant or removal from use. The procedures for returning products vary by geographic location.

Mailer kits with prepaid US postage are available for use within the United States to send CRTs, ICDs, IPGs, ICMs, and leads to Medtronic's Cardiac Rhythm and Heart Failure (CRFH) Returned Product Analysis Lab. These mailers are sized to accommodate the devices and leads from a single patient or clinical event and are designed to meet US postal regulations for mailing biohazard materials.

If the product being returned is located outside the United States, please contact your local Medtronic representative for instructions.

Medtronic also requests the return of explanted products from non-clinical sources, such as funeral homes, and will assume responsibility for storage and disposal of the product once received.

Mailer kits can be obtained by contacting the Returned Product Lab. For information on how to contact the Lab, refer to the Contact Information page of this report.

We continually strive to improve this CRFH Product Performance Report. In keeping with this philosophy, we ask for your suggestions on the content and format of this report, as well as any information you have regarding the performance of Medtronic products. For information on how to comment on this report, see the Contact Information page.

Overview of Survival Analysis

Medtronic uses the Cutler-Ederer actuarial life table method for devices and Kaplan-Meier for leads to estimate the length of time over which they will perform within performance limits established by Medtronic. This probability to perform within performance limits over time is called the survival probability.

Devices and leads are followed until an event occurs where the device or lead ceases to operate within performance limits. The length of time from implant to the event is recorded for individual devices and leads in the population sample. The population sample for CRT, ICD, and IPG devices is made up of patients whose devices are registered as implanted in the United States. For leads, the population sample is the patients enrolled in our multicenter, international prospective Product Surveillance Registry.

Introduction continued

For CRTs, IPGs and ICDs, the events can be normal battery depletion or a device malfunction. For leads, the events are complications as defined in the study protocol.

The actuarial life table method allows Medtronic to account for devices and leads removed from service for reasons unrelated to performance and for device and leads still in service. Devices and leads removed for reasons unrelated to performance or are still in service are said to be suspended. Examples of devices and leads removed from service for reasons unrelated to performance include:

- Removed to upgrade the device or lead
- No longer in service due to the death of the patient for reasons unrelated to the device or leads
- Implanted in patients who are lost to follow-up

For each suspension, the device or lead has performed within performance limits for a period of time, after which its performance is unknown.

An Example

The following example describes the survival analysis method used to establish the survival probability estimates for Medtronic CRFH devices and leads. The example is intended to provide an overview of the analysis process. The definitions of malfunctions and complications, and other details specific to calculating device and lead survival estimates, are provided in the articles Method for Estimating CRT, ICD, and IPG Device Performance and Method for Estimating Lead Performance.

Figure 1 Implant times for devices of 16 patients. Gray bars with a yellow X indicate devices removed from service due to an event. Blue bars indicate suspended devices.

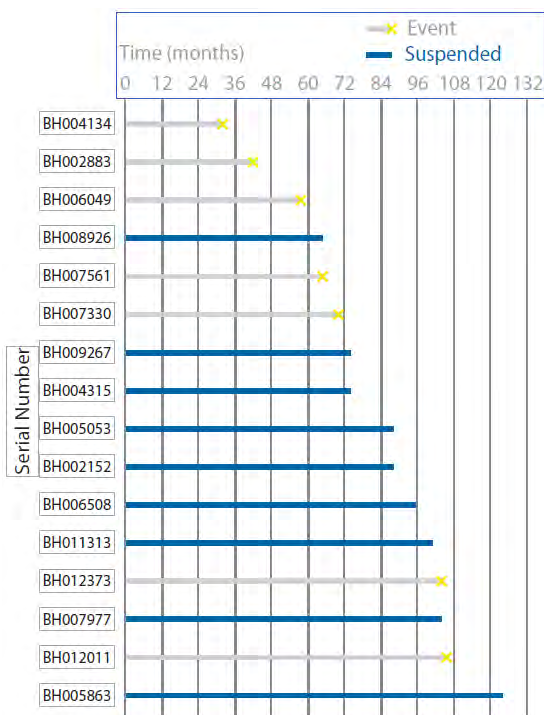


Figure 1 illustrates 16 patients who have implanted devices. The first patient's device (serial number BH004134) operated within performance limits for 32 months. At that time an event occurred. The fourth patient's device (serial number BH008926) did not have an event but is suspended, perhaps because it was still in service at the time of the analysis. This patient had 66 months of implant experience. In this example, Figure 1 shows that seven of the 16 devices suffered events, and nine are suspended.

The first step in the life table method is to divide the implant time into intervals of a specific length. This example will use 12-month intervals.

The number of devices entered, suspended, and removed due to an event are counted and summarized, as shown in Table 1. For the first two intervals, all 16 devices survived and none were removed. In the interval (24-36 months), device BH004134 was removed due to an event. Therefore the table entries show that 16 entered the interval, none were suspended, and one was removed due to an event.

For the interval from 36-48 months, only 15 devices entered the interval and one was removed for an event. The remaining intervals are examined and the data entered in columns A, B, and C in like manner. The rest of the columns are filled in using calculations on the data in columns A, B, and C.

Introduction continued

The Effective Sample Size (D) is the number of devices with full opportunity to experience a qualifying event in the interval. This is computed by subtracting one half the number suspended in the interval from the number that entered the interval. This calculation more accurately reflects the number of devices that could have experienced a qualifying event than simply using the number that entered the interval. Using the number of devices that enter an interval overestimates the sample size because the suspended devices do not complete the interval. Ignoring the suspended devices underestimates the sample size because suspended devices are not credited with their full service time. Using one half the number of suspended devices effectively splits the difference.

The next column in the table is the Proportion with Event (E). This is the proportion of devices that had an event in the interval. It is calculated by dividing the Number of Events (C) by the Effective Sample Size (D). The number can be interpreted as the estimated rate at which events occur in the time interval.

The Interval Survival Probability (F) is the estimate of probability of surviving to the end of the interval assuming the device was working at the beginning of the interval. It is calculated as 1 minus the Proportion with Event (E). This number can be interpreted as the estimated rate at which events do not occur in the time interval.

Table 1 Life Table for Figure 1

	A	B	C	D	E	F	G
Interval in Months	Number Entered	Number Suspended	Number of Events	Effective Sample Size	Proportion with Event	Interval Survival Probability	Cumulative Survival Probability
0	16	0	0	16	0.000	1.000	1.000
0-12	16	0	0	16	0.000	1.000	1.000
12-24	16	0	0	16	0.000	1.000	1.000
24-36	16	0	1	16	0.063	0.938	0.938
36-48	15	0	1	15	0.067	0.933	0.875
48-60	14	0	1	14	0.071	0.929	0.813
60-72	13	1	2	12.5	0.160	0.840	0.683
72-84	10	2	0	9	0.000	1.000	0.683
84-96	8	3	0	6.5	0.000	1.000	0.683
96-108	5	2	2	4	0.500	0.500	0.341
108-120	1	0	0	1	0.000	1.000	0.341
120-132	1	1	0	0.5	0.000	1.000	0.341

Definitions:

A	B	C	D	E	F	G
Number Entered	Number Suspended	Number of Events	Effective Sample Size	Proportion with Event	Interval Survival Probability	Cumulative Survival Probability
Number of devices active at the start of the interval	Number of devices removed from service for reasons other than an event	Number of units removed from service due to an event	Number of units with full opportunity to experience a qualifying event in the interval. Computed by subtracting one half the Number Suspended from the Number Entered.	Proportion of devices that had an event in the interval. Computed by dividing the Number of Events by the Effective Sample Size.	The probability of surviving to the end of the interval, assuming the device was working at the beginning of the interval. Computed as 1 minus the Proportion With Event.	The overall probability of surviving to the end of the interval. Computed by multiplying the Interval Survival Probability by the previous interval's Cumulative Survival Probability.

Introduction continued

Cumulative Survival Probability (G) is the estimate of the unconditional probability of surviving to the end of the interval. It is computed by multiplying the Interval Survival Probability (F) by the previous interval's Cumulative Survival Probability. The probability of surviving to 132 months in the example is estimated for the table to be 0.341, or 34.1%. The Cumulative Survival Probabilities (G) of the life table can be plotted versus time intervals in the first column to give a survival curve. Figure 2 shows the survival curve for the data in Table 1.

Figure 2 Survival Curve for Data Given in Table 1



Confidence Intervals

Since survival curves are based on a sample of the device and lead population, they are only estimates of survival. The larger the effective sample size, the more confident the estimate. A confidence interval can be calculated to assess the confidence in an estimate. In the Product Performance Report, Medtronic provides a 95% confidence interval. This can be interpreted as meaning that 95% of the time, the true survival of the device will fall somewhere in the interval.

Survival Curves in the Product Performance Report

Since the survival estimate can become very imprecise with small effective sample sizes, Medtronic truncates the survival curve when the effective sample size is less than 100 for CRTs, ICDs, and IPGs, and when the number entered is less than 50 for leads. The survival charts in the Product Performance Report show the effective sample size for each year interval where Medtronic has experience. When the effective sample size reaches 100 for CRTs, ICDs, and IPGs or when the number entered reaches 50 for leads, the next data point is added to the survival curve.

Although the report provides tabular data in one-year intervals, the device curves are actually computed and plotted using the Cutler-Ederer method and 1-month intervals (for CRT, ICD, and IPG devices) and leads curves are computed and plotted using Kaplan-Meier, which uses individual survival times.

A number of references are available for additional information on survival analysis using the Cutler-Ederer life table method¹ and for the Kaplan-Meier method.²

¹ Lee, Elisa T. (2003) Statistical Methods for Survival Data Analysis – 3rd Edition (Wiley Series in Probability and Statistics).

² Klein, John P., Moeschberger, Melvin L. Survival Analysis Techniques for Censored and Truncated Data, New York: Springer-Verlag New York, Inc., 1997.

Method for Estimating CRT, ICD, and IPG Device Performance

The performance of CRT, ICD, and IPG devices is expressed in terms of device survival estimates, where “survival” refers to the function of the device, not the survival of the patient. These survival estimates are intended to illustrate the probability that a device will survive for a given number of years without malfunction or battery depletion.

The survival estimates are determined from the analysis of Medtronic Cardiac Rhythm and Heart Failure (CRHF's) United States device registration data and US returned product analysis data. These data are presented graphically and numerically.

Because this analysis is based on returned product analysis, the performance data does not reflect any device-related medical complications such as erosion, infection, muscle stimulation, or muscle inhibition.

Categorization of Depleted and Malfunctioning Devices for Survival Analysis

For survival estimation, every device returned to Medtronic CRHF and analyzed in the CRHF Returned Product Analysis laboratory is assigned to one of three categories. The device 1) is functioning normally, 2) has reached normal battery depletion, or 3) has malfunctioned. This categorization is combined with data from our device registry for the total number of implants and the implant durations to create the survival curves presented on the following pages.

Definition of Malfunction

Medtronic CRHF considers a device as having malfunctioned whenever the analysis shows that any parameter was outside the performance limits established by Medtronic while implanted and in service. To be considered a malfunction or battery depletion, the device must have been returned to Medtronic and analyzed.

Devices damaged after explant, damaged due to failure to heed warnings or contraindications in the labeling, or damaged due to interaction with other implanted devices (including leads) are not considered device malfunctions.

A device subject to a safety advisory is not considered to have malfunctioned unless it has been returned to Medtronic CRHF and found, through analysis, to actually have performed outside the performance limits established by Medtronic.

Not all malfunctions expose the patient to a loss of therapy. Some malfunctions included in the following survival estimates may not have been detected at all by the physician or the patient. These malfunctions, however, are included in the survival estimates and provide important feedback to our product development organization.

To provide insight into the nature of malfunctions, each malfunction is categorized as Malfunction with Compromised Therapy Function or Malfunction without Compromised Therapy Function.

For this report, Normal Battery Depletion, Malfunction with Compromised Therapy Function, and Malfunction without Compromised Therapy Function are defined as follows:

Normal Battery Depletion – The condition when:

- (a) a device is returned with no associated complaint and the device has reached its elective replacement indicator(s) with implant time that meets or exceeds the nominal (50 percentile) predicted longevity at default (labeled) settings, or
- (b) a device is returned and the device has reached its elective replacement indicator(s) with implant time exceeding 80% of the expected longevity calculated using the available device setting information.

Medtronic CRHF establishes expected longevity by statistically characterizing the power consumed by the device and the power available from the device battery. This characterization is applied to a number of parameter configurations to derive a statistical mean longevity value and standard deviation for each parameter configuration. The statistical mean value minus three standard deviations is used as the expected longevity for determining if a battery depleted normally. The actual longevity achieved for any device while implanted will depend on the actual programmed parameters and patient factors, and may differ significantly from these estimates.

Malfunction with Compromised Therapy Function

The condition when a device is found to have malfunctioned in a manner that compromised pacing or defibrillation therapy (including complete loss or partial degradation), while implanted and in service, as confirmed by returned product analysis.

Examples: Sudden loss of battery voltage; accelerated current drain such that low battery was not detected before loss of therapy; sudden malfunction during defibrillation therapy resulting in aborted delivery of therapy, intermittent malfunction where therapy is compromised while in the malfunction state.

Malfunction without Compromised Therapy Function

The condition when a device is found to have malfunctioned in a manner that did not compromise pacing or defibrillation therapy, while implanted and in service, as confirmed by returned product analysis.

Examples: Error affecting diagnostic functions, telemetry function, data storage; malfunction of a component that causes battery to lose power quickly enough to cause premature battery depletion, but slowly enough that the condition is detected through normal follow-up before therapy is lost; mechanical problems with connector header that do not affect therapy.

Expanded Malfunction Detail

The malfunctions are further divided into categories that identify the subject area of the malfunction. The malfunctions are divided into the following subject areas:

Electrical Component – Findings linked to electrical components such as integrated circuits, resistors, capacitors, diodes, etc.

Electrical Interconnect – Findings linked to the connections between electrical components such as wires, solder joints, wire bonds, etc.

Battery – Findings linked to the battery and its components

Software/Firmware – Findings linked to software or firmware function

Possible Early Battery Depletion – Findings where the actual reported implant time is less than 80% of the expected longevity calculated using the available device setting information with no device malfunction observed. There may not be sufficient device setting information to determine conclusively if battery depletion was normal or premature in the absence of a specific root cause finding. However, returned devices meeting the above criteria are conservatively classified as Possible Early Battery Depletion malfunctions.

Other – Findings related to other components such as insulators, grommets, setscrews, and packaging, and findings where analysis is inconclusive.

Returned Product Analysis Process

Analysis of returned product is performed according to written procedures. These procedures determine the minimum analysis required. The analysis required varies depending on the type of device, age of the device, the associated information received with the device, actual experience with models of similar design, and other factors. Additional analysis is performed as necessary to investigate a performance concern from a customer, or to collect specific reliability data.

When a device is returned with a performance concern from a customer, the general analysis process includes a preliminary analysis of the device in its as-received condition, followed by an automated functional test using test equipment equivalent to the equipment used in manufacturing.

When a malfunction is identified, failure analysis is performed to provide the detailed information necessary to investigate possible causes and actions. Medtronic CRHF maintains in-house expertise and performs its failure analysis using facilities it owns and supports. This capability permits detailed failure analysis.

Statistical Methods for Survival Analysis

Of the several different statistical methods available for survival analysis, the Standard Actuarial Method, with suspensions assumed distributed evenly within the intervals (Cutler-Ederer Method), is used to determine survival estimates for CRT, IPG and ICD devices. Implant times are calculated from the implant date to the earlier of the explant date or the cutoff date of the report. From this data an estimate of the probability of device survival is calculated at each monthly interval.

On the following pages, each graph includes a survival curve where events include malfunctions and normal battery depletions. This survival curve is a good representation of the probability a device will survive a period of time without malfunction and without battery depletion. For example, if a device survival probability is 95% after 5 years of service, then the device has a 5% chance of being removed due to battery depletion or malfunction in the first 5 years following implant.

In addition, a second curve is included to show survival excluding normal battery depletion. This curve is a good representation of the probability for a device to survive without malfunction. This curve includes only malfunctions as events and excludes normal battery depletion.

Since the survival estimate can become very imprecise with small effective sample sizes, Medtronic truncates the survival curve when the effective sample size is less than 100 for CRT, ICD, and IPG devices. The survival charts in the Product Performance Report show the effective sample size for each year interval where we have experience. When the effective sample size reaches 100, the next data point is added to the survival curve.

Although the report provides tabular data in one-year intervals, the curves are actually computed and plotted using one-month intervals.

The data in the tables are rounded to the nearest tenth of one percent. Occasionally, a graph may show 100% survival, but have one or more malfunctions or battery depletions. This occurs because, even with the malfunctions or battery depletions, the data rounds to 100%.

Sample Size and How the Population and Population Samples Are Defined

The population sample from which the survival estimates are derived is comprised of the devices registered as implanted in the United States as of the report cutoff date. The number of registered implants, as well as an estimate of the number that remain in active service, is listed for each model. To be included in the population, the device must have been registered with Medtronic's registration system and implanted for at least one day.

This sample based on US implants is considered to be representative of the worldwide population, and therefore the survival estimates shown in this report should be representative of the performance worldwide of these models.

A CRT, ICD, or IPG model or model family will be included in this report when it has accumulated at least 10,000 implant months and will remain in the report as long as at least 500 devices remain active.

Methods Used to Adjust for Underreporting of Malfunction and Battery Depletion

The tables on the following pages show the actual number of malfunctions and battery depletions recorded by the analysis lab for US registered devices. Since not all devices are returned to Medtronic CRHF for analysis, these numbers underestimate the true number of malfunctions and battery depletions. To more accurately estimate the all-cause device survival probabilities, the number of malfunctions and battery depletions used to plot each interval of the all-cause survival curves is adjusted (multiplied) by a factor that is based on an estimate of the magnitude of underreporting. The magnitude of underreporting is estimated by comparing data in Medtronic's Device And Registrant Tracking (DART) system with data from Returned Product Analysis.

The DART system is an important element of Medtronic's Quality System. The DART system is designed to meet or exceed the US FDA's device tracking requirements set forth by the Safe Medical Devices Act. In the United States, over 98% of Medtronic's CRT, ICD, and IPG implants become registered in the DART system.

Because pacemakers do not cure the patient's underlying health problem, when a pacemaker stops functioning (due to either normal battery replacement or malfunction) it is replaced with a new pacemaker. Therefore, the replacement recorded in the DART system is a good indication that the previous pacemaker experienced either battery depletion or malfunction. The fraction of replaced devices that are subsequently returned can be used to estimate the correction factor for the under reporting of the combination of battery depletion and malfunction.

Note that devices of patients who have expired do not factor into the calculation of the correction. It is possible some proportion of these devices experienced battery depletion or malfunction. Since these are not counted into the correction factor based on the return rate of replaced devices, a correction factor based only on the return rate of replaced devices may still underestimate the true rate of battery depletion and malfunction. However, devices that are replaced because the patient is receiving a system upgrade or are removed because the patient no longer needs it (e.g., due to heart transplant) do contribute to the calculation of the correction factor and therefore impart an opposite bias.

Also note that this method of calculating the correction factor cannot distinguish between devices that are removed due to malfunction and those due to normal battery depletion. It might seem intuitive that devices that unexpectedly malfunction should be much more likely to be returned to the manufacturer than a device with ordinary normal battery depletion. But this has not been conclusively demonstrated. Therefore, this method only provides a correction factor reflecting the combination of battery depletion and malfunction.

No adjustment for underreporting is applied to the malfunction-free survival curve because a method for estimating malfunction-only underreporting has not been developed.

Adjustments to Registered Implants to Compensate for Unreported Devices Removed from Service

Devices are at times removed from service for reasons other than device malfunction or battery depletion. Examples are devices removed from service due to non-device related patient mortality and devices removed due to changes in the patient's medical condition. Because an accurate estimate of device survival depends on an accurate estimate of the number of devices in service, it is important not to overstate the number of devices in service.

Medtronic addresses this under reporting to ensure the number of devices in service is not overstated . Regular updates obtained from the Social Security Administration about deceased persons are used to update Medtronic's DART data about patients who have died but whose deaths had not been reported to Medtronic. In addition, the patient mortality rate derived from our DART system is monitored and compared to published mortality rates for comparable patient populations. If, during calculation of the survival curves, the patient mortality indicated by the data in DART is significantly different from published rates, an adjustment is applied to correct the difference. The correction factor for under reporting devices is also applied to account for devices that were removed and not reported or returned.

Cardiac Resynchronization Therapy

7299

InSync Sentry

Total Malfunctions (US) 179

Therapy Not Compromised Malfunctions 169

Battery Malfunction 0

Electrical Component 19

Electrical Interconnect 0

Other Malfunction 1

Poss Early Battery Depltn 147

Software Malfunction 2

Therapy Compromised Malfunctions 10

Battery Malfunction 0

Electrical Component 10

Electrical Interconnect 0

Other Malfunction 0

Poss Early Battery Depltn 0

Software Malfunction 0

US Market Release Date 04/08/2005

CE Market Approval Date

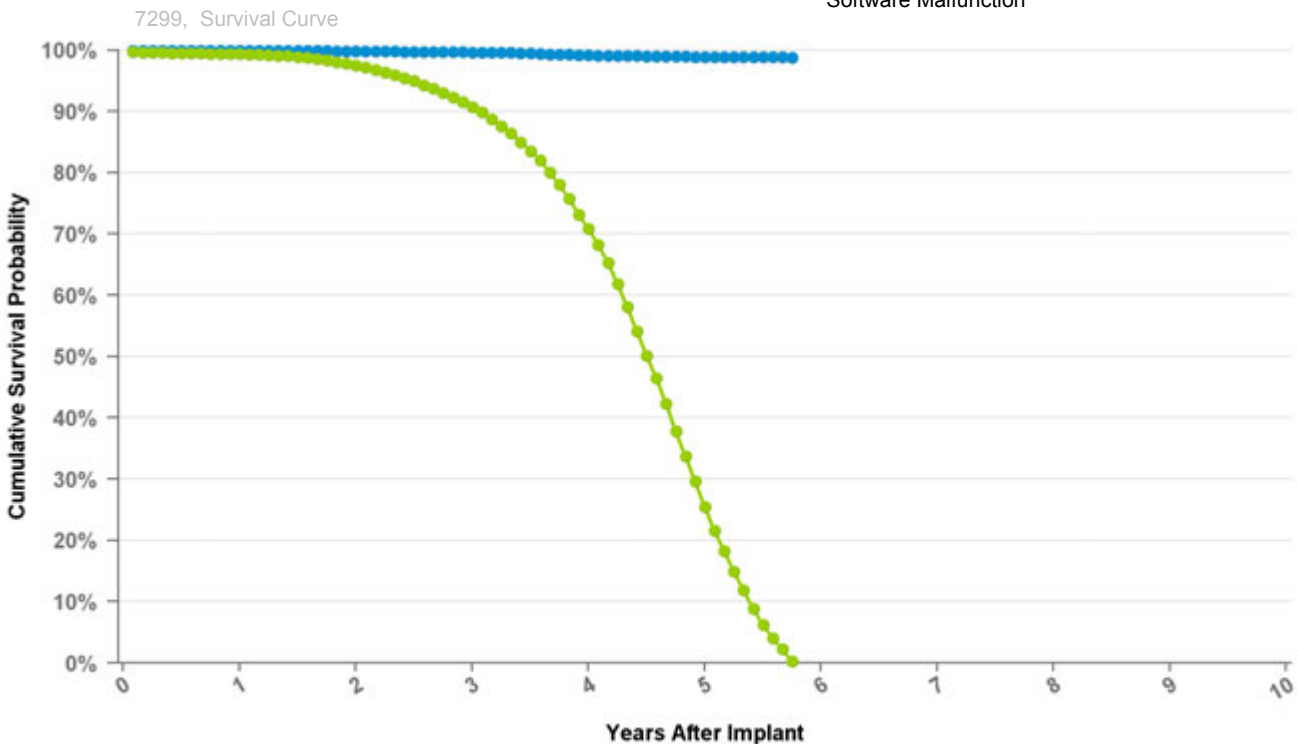
Registered US Implants 31,168

Estimated Active US Implants 1,246

Normal Battery Depletions (US) 9,933

NBG Code VVE-DDDR

Max Delivered Energy 35 J



Curve Name

● Excluding Normal Battery Depletion ● Including Normal Battery Depletion

Years	1	2	3	4	5	at 69 mo
Excluding NBD	100.0%	99.9%	99.7%	99.2%	98.9%	98.8%
Including NBD	99.4%	97.6%	90.8%	70.9%	25.5%	0.3%
Effective Sample Size	26237	23009	18624	12376	3928	153

Cardiac Resynchronization Therapy

7304

InSync Maximo

Total Malfunctions (US) 113

Therapy Not Compromised Malfunctions 108

Battery Malfunction 1

Electrical Component 16

Electrical Interconnect 0

Other Malfunction 1

Poss Early Battery Depltn 90

Software Malfunction 0

Therapy Compromised Malfunctions 5

Battery Malfunction 0

Electrical Component 4

Electrical Interconnect 0

Other Malfunction 1

Poss Early Battery Depltn 0

Software Malfunction 0

US Market Release Date 04/08/2005

CE Market Approval Date 01/14/2005

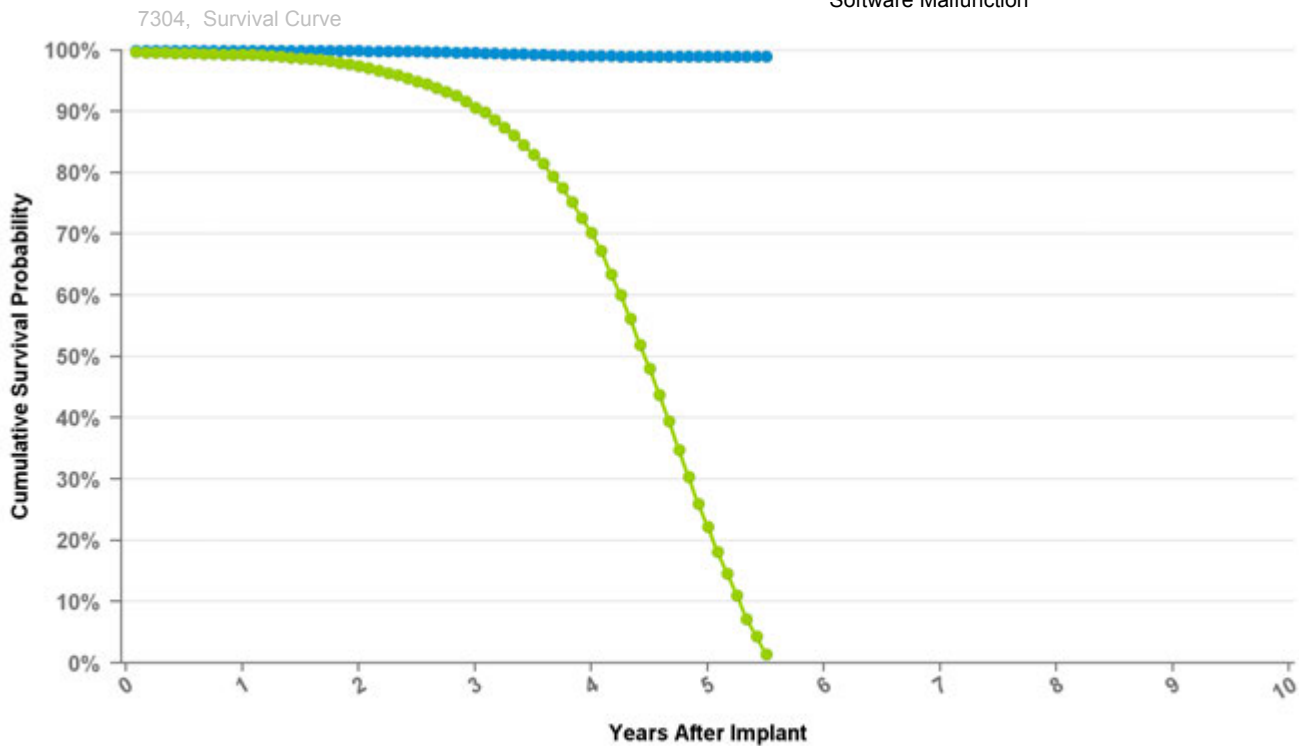
Registered US Implants 18,962

Estimated Active US Implants 893

Normal Battery Depletions (US) 5,592

NBG Code VVE-DDDR

Max Delivered Energy 35 J



Curve Name

● Excluding Normal Battery Depletion ● Including Normal Battery Depletion

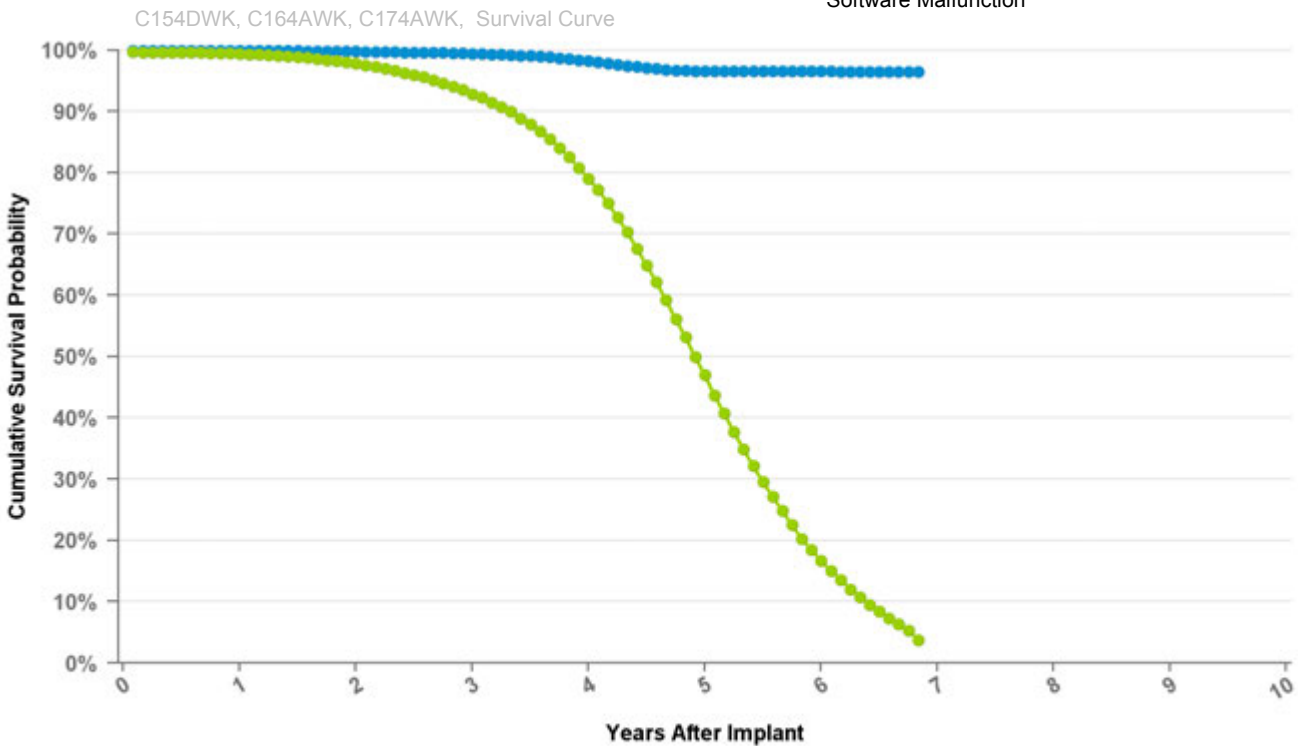
Years	1	2	3	4	5	at 66 mo
Excluding NBD	100.0%	99.9%	99.6%	99.1%	99.0%	99.0%
Including NBD	99.3%	97.4%	90.6%	70.3%	22.3%	1.5%
Effective Sample Size	15976	13941	11263	7408	1922	201

Cardiac Resynchronization Therapy

C154DWK Concerto CRT-D

US Market Release Date	05/12/2006
CE Market Approval Date	
Registered US Implants	81,235
Estimated Active US Implants	7,841
Normal Battery Depletions (US)	24,496
NBG Code	DDE-DDDR
Max Delivered Energy	35 J

Total Malfunctions (US)	1,426
Therapy Not Compromised Malfunctions	1,378
Battery Malfunction	0
Electrical Component	720
Electrical Interconnect	2
Other Malfunction	3
Poss Early Battery Depltn	649
Software Malfunction	4
Therapy Compromised Malfunctions	48
Battery Malfunction	0
Electrical Component	46
Electrical Interconnect	2
Other Malfunction	0
Poss Early Battery Depltn	0
Software Malfunction	0



Curve Name

- Excluding Normal Battery Depletion
- Including Normal Battery Depletion

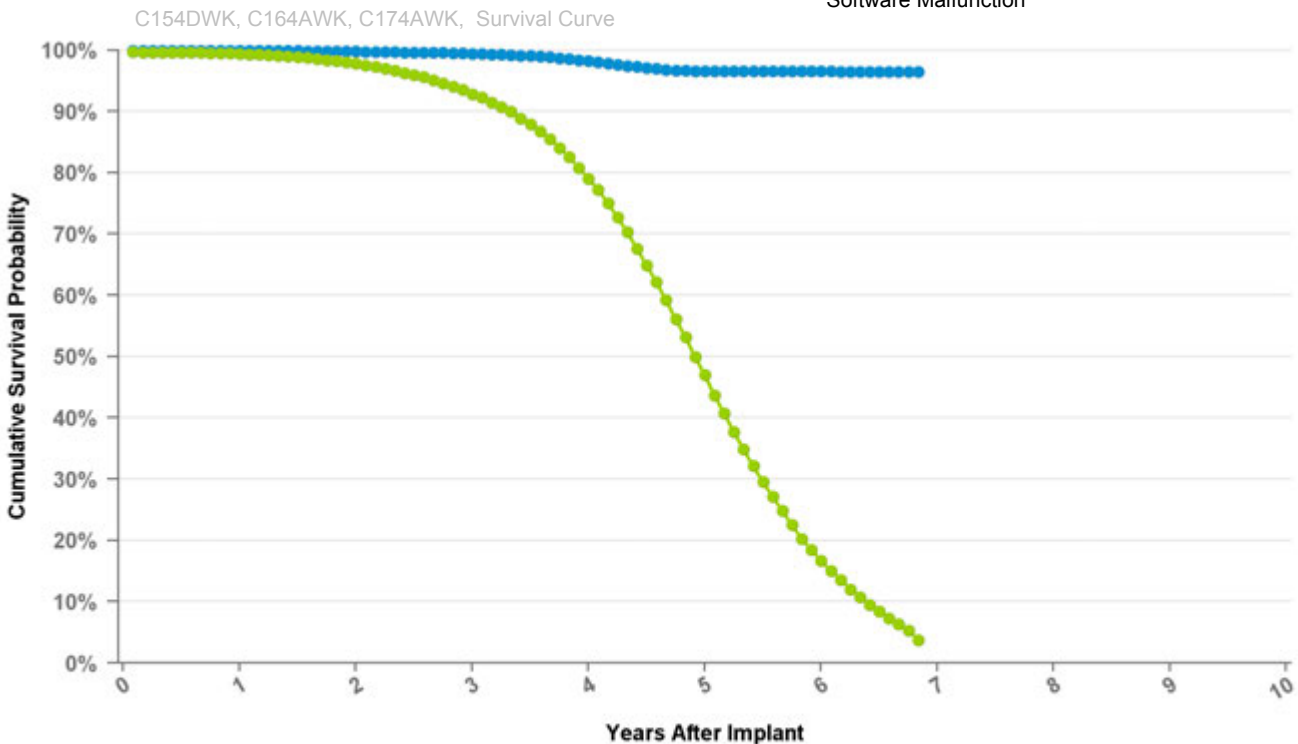
Years	1	2	3	4	5	6	at 82 mo
Excluding NBD	100.0%	99.8%	99.5%	98.2%	96.6%	96.6%	96.5%
Including NBD	99.4%	97.8%	92.9%	79.1%	47.0%	16.8%	3.8%
Effective Sample Size	68154	59892	50651	38625	19905	5862	555

Cardiac Resynchronization Therapy

C164AWK Concerto CRT-D

US Market Release Date	04/17/2007
CE Market Approval Date	
Registered US Implants	178
Estimated Active US Implants	3
Normal Battery Depletions (US)	72
NBG Code	DDE-DDDR
Max Delivered Energy	35 J

Total Malfunctions (US)	4
Therapy Not Compromised Malfunctions	4
Battery Malfunction	0
Electrical Component	0
Electrical Interconnect	0
Other Malfunction	0
Poss Early Battery Depltn	4
Software Malfunction	0
Therapy Compromised Malfunctions	0
Battery Malfunction	0
Electrical Component	0
Electrical Interconnect	0
Other Malfunction	0
Poss Early Battery Depltn	0
Software Malfunction	0



Curve Name

- Excluding Normal Battery Depletion
- Including Normal Battery Depletion

Years	1	2	3	4	5	6	at 82 mo
Excluding NBD	100.0%	99.8%	99.5%	98.2%	96.6%	96.6%	96.5%
Including NBD	99.4%	97.8%	92.9%	79.1%	47.0%	16.8%	3.8%
Effective Sample Size	68154	59892	50651	38625	19905	5862	555

Cardiac Resynchronization Therapy

C174AWK Concerto CRT-D

US Market Release Date

CE Market Approval Date 03/07/2006

Registered US Implants 6

Estimated Active US Implants 3

Normal Battery Depletions (US) 1

NBG Code DDE-DDDR

Max Delivered Energy 35 J

Total Malfunctions (US) 0

Therapy Not Compromised Malfunctions

Battery Malfunction 0

Electrical Component 0

Electrical Interconnect 0

Other Malfunction 0

Poss Early Battery Depltn 0

Software Malfunction 0

Therapy Compromised Malfunctions

Battery Malfunction 0

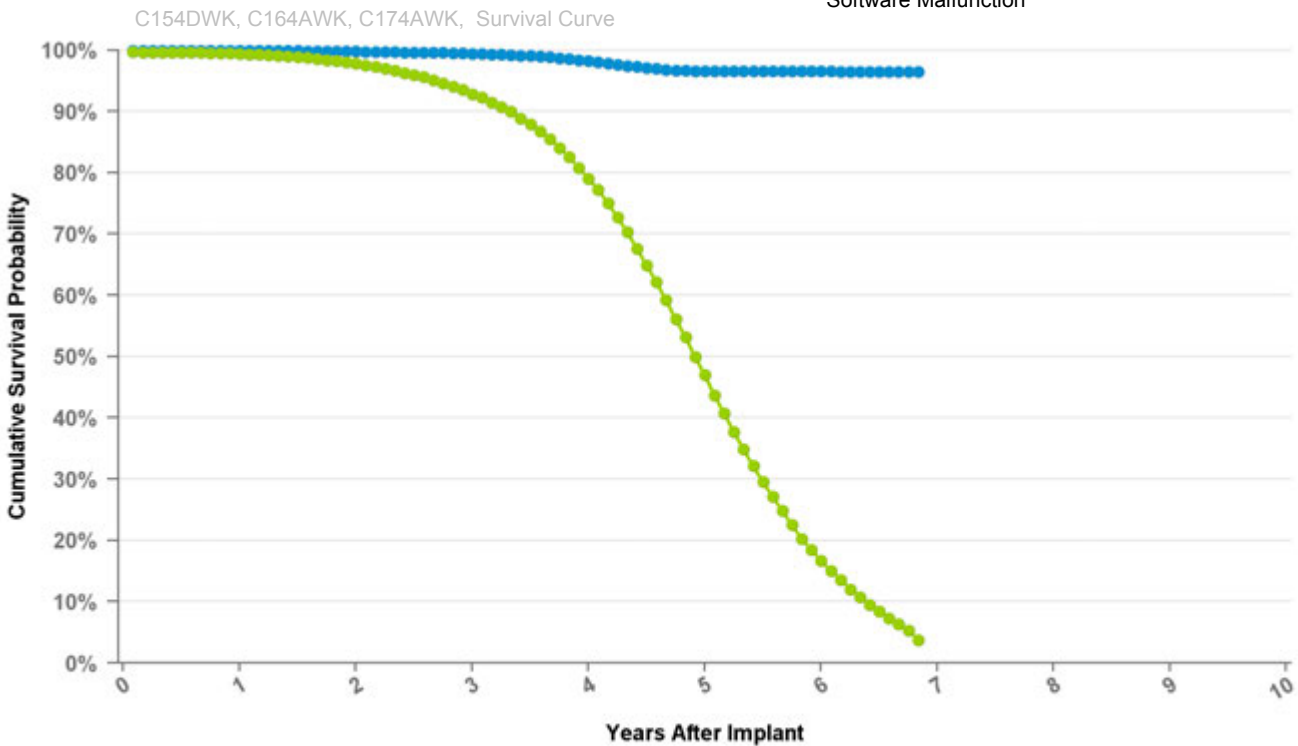
Electrical Component 0

Electrical Interconnect 0

Other Malfunction 0

Poss Early Battery Depltn 0

Software Malfunction 0



Curve Name

● Excluding Normal Battery Depletion ● Including Normal Battery Depletion

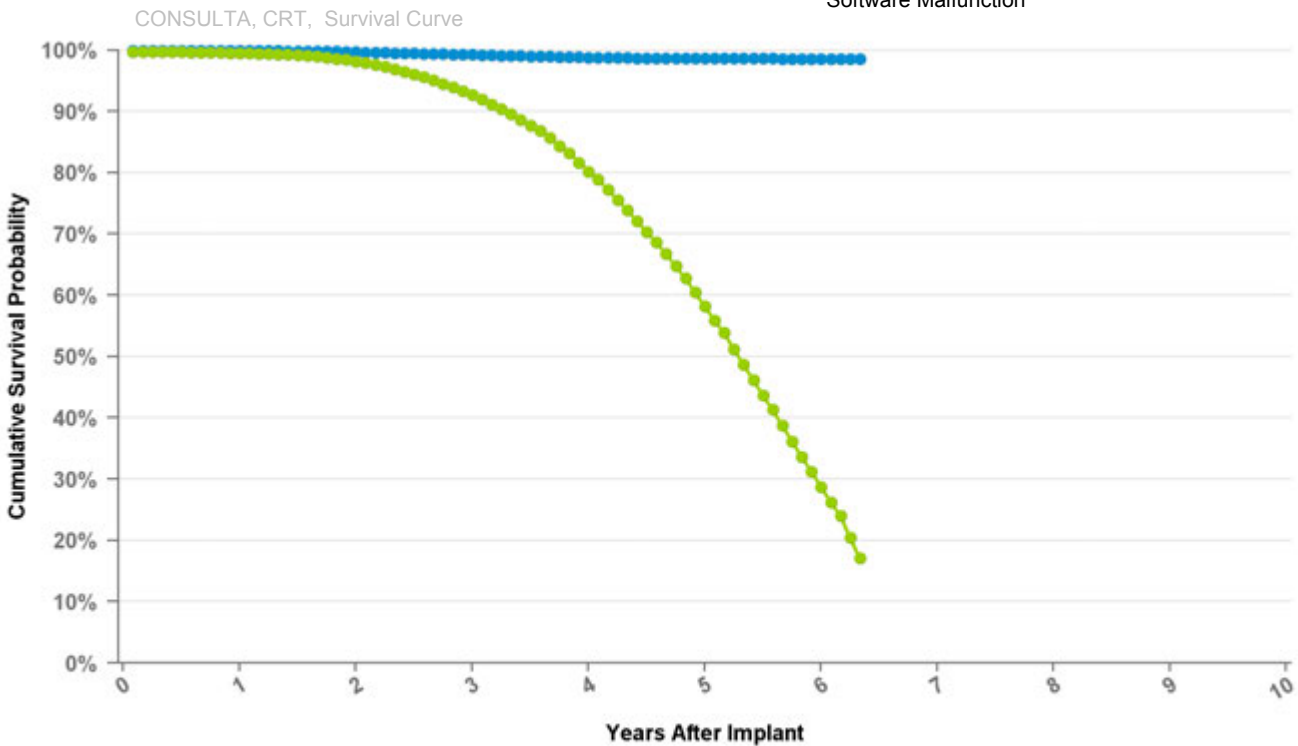
Years	1	2	3	4	5	6	at 82 mo
Excluding NBD	100.0%	99.8%	99.5%	98.2%	96.6%	96.6%	96.5%
Including NBD	99.4%	97.8%	92.9%	79.1%	47.0%	16.8%	3.8%
Effective Sample Size	68154	59892	50651	38625	19905	5862	555

Cardiac Resynchronization Therapy

D204TRM Consulta CRT-D

US Market Release Date	01/09/2012
CE Market Approval Date	
Registered US Implants	2,081
Estimated Active US Implants	1,627
Normal Battery Depletions (US)	79
NBG Code	DDE-DDDR
Max Delivered Energy	35 J

Total Malfunctions (US)	2
Therapy Not Compromised Malfunctions	2
Battery Malfunction	0
Electrical Component	1
Electrical Interconnect	0
Other Malfunction	0
Poss Early Battery Depltn	1
Software Malfunction	0
Therapy Compromised Malfunctions	0
Battery Malfunction	0
Electrical Component	0
Electrical Interconnect	0
Other Malfunction	0
Poss Early Battery Depltn	0
Software Malfunction	0



Curve Name

- Excluding Normal Battery Depletion
- Including Normal Battery Depletion

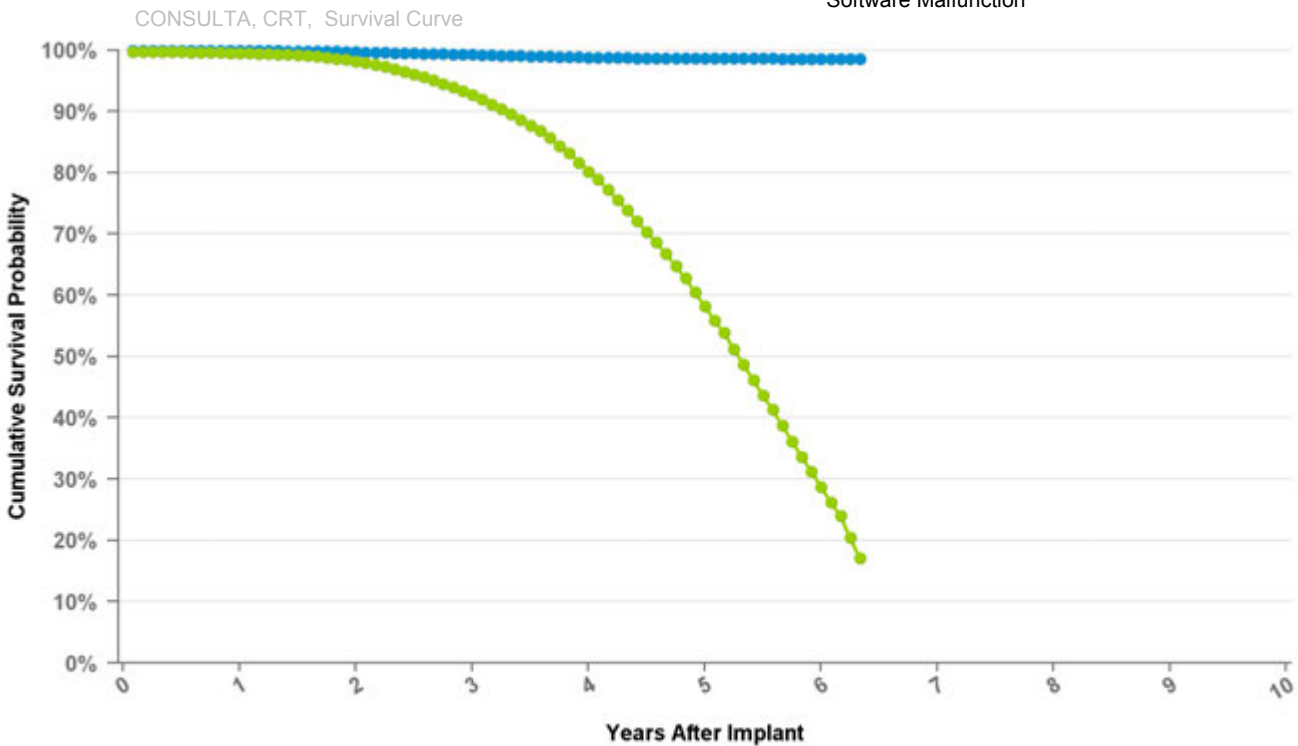
Years	1	2	3	4	5	6	at 76 mo
Excluding NBD	100.0%	99.7%	99.3%	98.8%	98.7%	98.6%	98.6%
Including NBD	99.6%	98.2%	92.7%	80.2%	58.2%	28.8%	17.1%
Effective Sample Size	57554	52368	44230	32012	16474	2388	312

Cardiac Resynchronization Therapy

D214TRM Consulta CRT-D

US Market Release Date	
CE Market Approval Date	07/22/2010
Registered US Implants	0
Estimated Active US Implants	0
Normal Battery Depletions (US)	0
NBG Code	DDE-DDDR
Max Delivered Energy	35 J

Total Malfunctions (US)	0
Therapy Not Compromised Malfunctions	0
Battery Malfunction	0
Electrical Component	0
Electrical Interconnect	0
Other Malfunction	0
Poss Early Battery Depltn	0
Software Malfunction	0
Therapy Compromised Malfunctions	0
Battery Malfunction	0
Electrical Component	0
Electrical Interconnect	0
Other Malfunction	0
Poss Early Battery Depltn	0
Software Malfunction	0



Curve Name

- Excluding Normal Battery Depletion
- Including Normal Battery Depletion

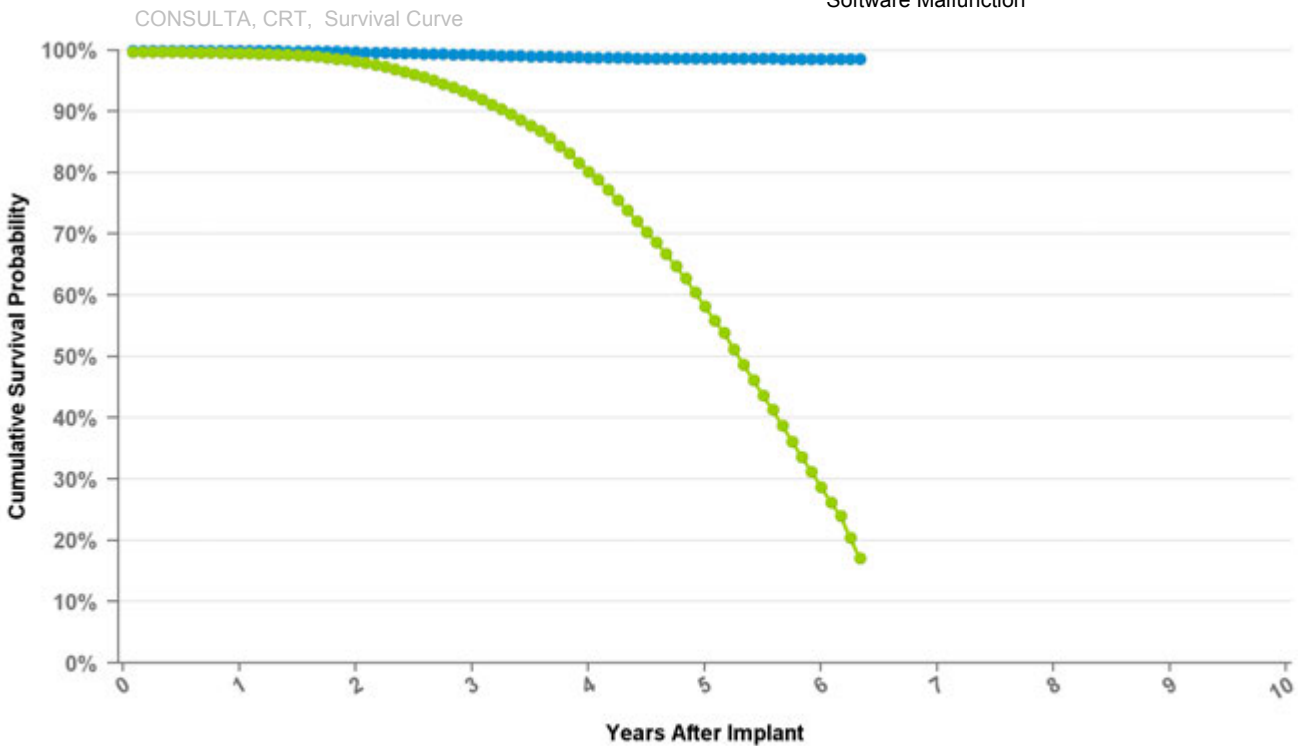
Years	1	2	3	4	5	6	at 76 mo
Excluding NBD	100.0%	99.7%	99.3%	98.8%	98.7%	98.6%	98.6%
Including NBD	99.6%	98.2%	92.7%	80.2%	58.2%	28.8%	17.1%
Effective Sample Size	57554	52368	44230	32012	16474	2388	312

Cardiac Resynchronization Therapy

D224TRK Consulta CRT-D

US Market Release Date	09/15/2008
CE Market Approval Date	
Registered US Implants	65,787
Estimated Active US Implants	20,778
Normal Battery Depletions (US)	14,350
NBG Code	DDE-DDDR
Max Delivered Energy	35 J

Total Malfunctions (US)	594
Therapy Not Compromised Malfunctions	569
Battery Malfunction	2
Electrical Component	63
Electrical Interconnect	1
Other Malfunction	1
Poss Early Battery Depltn	496
Software Malfunction	6
Therapy Compromised Malfunctions	25
Battery Malfunction	1
Electrical Component	24
Electrical Interconnect	0
Other Malfunction	0
Poss Early Battery Depltn	0
Software Malfunction	0



Curve Name

- Excluding Normal Battery Depletion
- Including Normal Battery Depletion

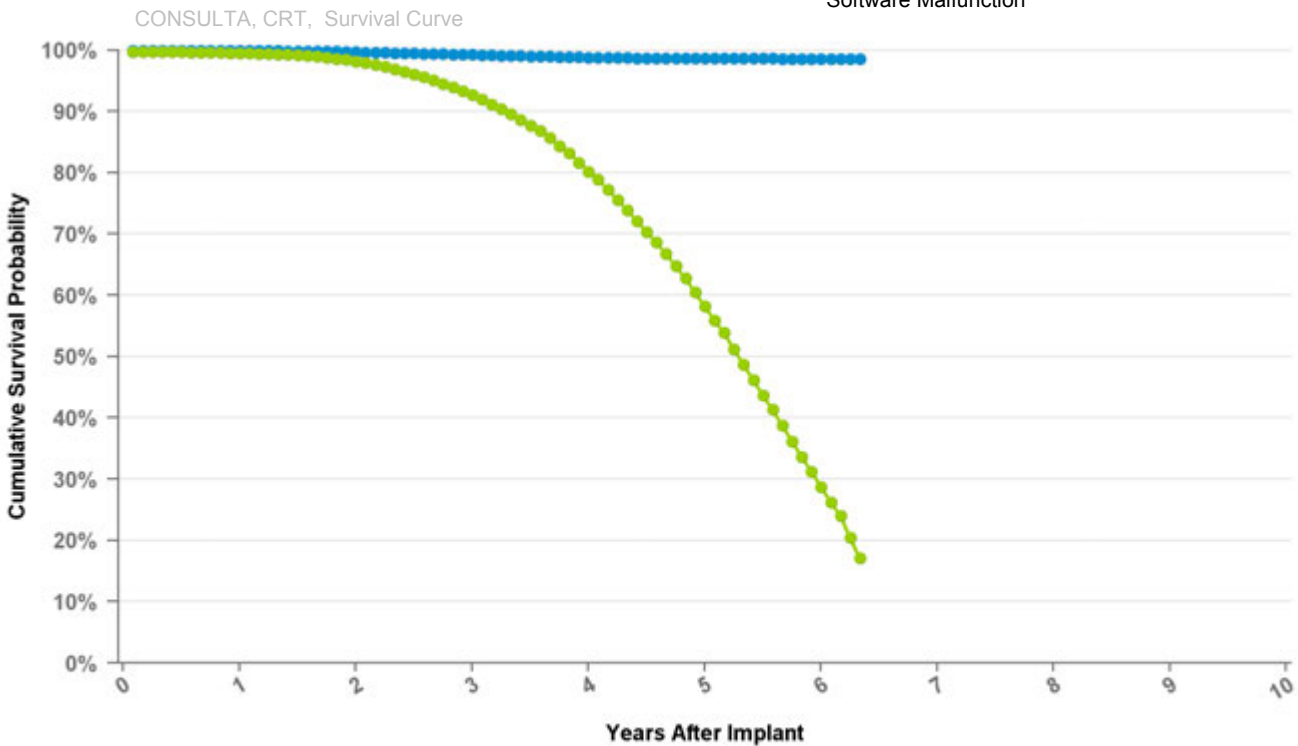
Years	1	2	3	4	5	6	at 76 mo
Excluding NBD	100.0%	99.7%	99.3%	98.8%	98.7%	98.6%	98.6%
Including NBD	99.6%	98.2%	92.7%	80.2%	58.2%	28.8%	17.1%
Effective Sample Size	57554	52368	44230	32012	16474	2388	312

Cardiac Resynchronization Therapy

D234TRK Consulta CRT-D

US Market Release Date	
CE Market Approval Date	03/14/2008
Registered US Implants	2
Estimated Active US Implants	1
Normal Battery Depletions (US)	0
NBG Code	DDE-DDDR
Max Delivered Energy	35 J

Total Malfunctions (US)	0
Therapy Not Compromised Malfunctions	0
Battery Malfunction	0
Electrical Component	0
Electrical Interconnect	0
Other Malfunction	0
Poss Early Battery Depltn	0
Software Malfunction	0
Therapy Compromised Malfunctions	0
Battery Malfunction	0
Electrical Component	0
Electrical Interconnect	0
Other Malfunction	0
Poss Early Battery Depltn	0
Software Malfunction	0



Curve Name
● Excluding Normal Battery Depletion ● Including Normal Battery Depletion

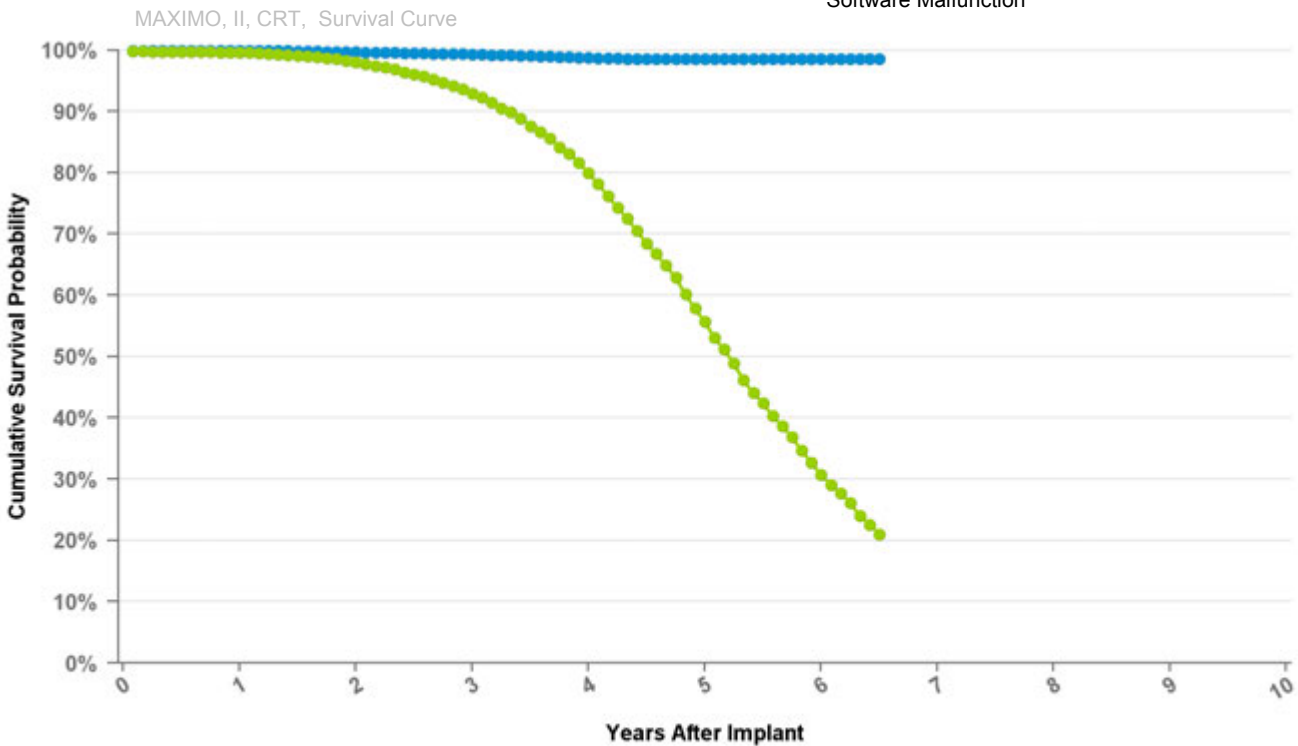
Years	1	2	3	4	5	6	at 76 mo
Excluding NBD	100.0%	99.7%	99.3%	98.8%	98.7%	98.6%	98.6%
Including NBD	99.6%	98.2%	92.7%	80.2%	58.2%	28.8%	17.1%
Effective Sample Size	57554	52368	44230	32012	16474	2388	312

Cardiac Resynchronization Therapy

D264TRM Maximo II CRT-D

US Market Release Date	01/09/2012
CE Market Approval Date	07/22/2010
Registered US Implants	15
Estimated Active US Implants	12
Normal Battery Depletions (US)	0
NBG Code	VVE-DDDR
Max Delivered Energy	35 J

Total Malfunctions (US)	0
Therapy Not Compromised Malfunctions	0
Battery Malfunction	0
Electrical Component	0
Electrical Interconnect	0
Other Malfunction	0
Poss Early Battery Depltn	0
Software Malfunction	0
Therapy Compromised Malfunctions	0
Battery Malfunction	0
Electrical Component	0
Electrical Interconnect	0
Other Malfunction	0
Poss Early Battery Depltn	0
Software Malfunction	0



Curve Name

- Excluding Normal Battery Depletion
- Including Normal Battery Depletion

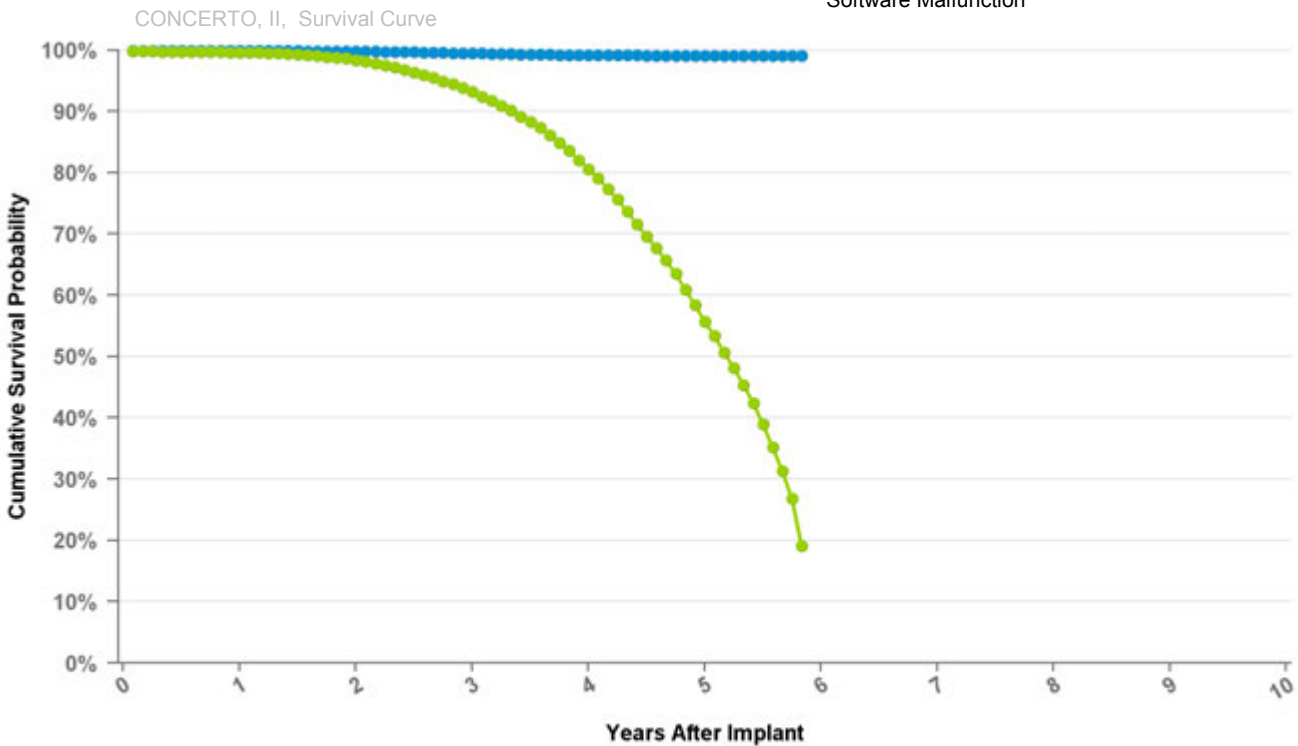
Years	1	2	3	4	5	6	at 78 mo
Excluding NBD	100.0%	99.7%	99.4%	98.8%	98.6%	98.6%	98.6%
Including NBD	99.7%	98.1%	92.9%	80.0%	55.7%	30.7%	21.0%
Effective Sample Size	12767	11527	9749	6996	3179	653	104

Cardiac Resynchronization Therapy

D274TRK Concerto II CRT-D

US Market Release Date	08/15/2009
CE Market Approval Date	
Registered US Implants	30,168
Estimated Active US Implants	9,349
Normal Battery Depletions (US)	6,628
NBG Code	DDE-DDDR
Max Delivered Energy	35 J

Total Malfunctions (US)	181
Therapy Not Compromised Malfunctions	174
Battery Malfunction	1
Electrical Component	21
Electrical Interconnect	0
Other Malfunction	0
Poss Early Battery Depltn	151
Software Malfunction	1
Therapy Compromised Malfunctions	7
Battery Malfunction	1
Electrical Component	6
Electrical Interconnect	0
Other Malfunction	0
Poss Early Battery Depltn	0
Software Malfunction	0



Curve Name

- Excluding Normal Battery Depletion
- Including Normal Battery Depletion

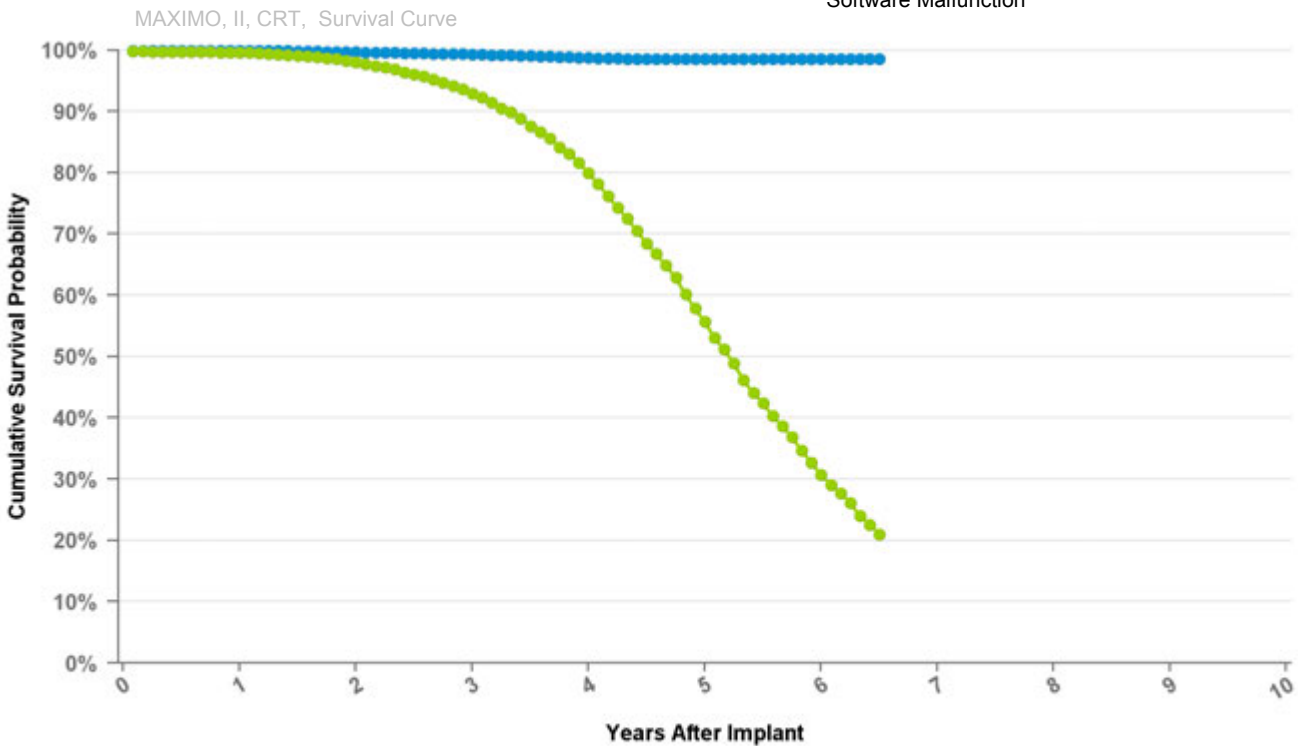
Years	1	2	3	4	5	at 70 mo
Excluding NBD	100.0%	99.8%	99.5%	99.2%	99.1%	99.1%
Including NBD	99.7%	98.4%	93.3%	80.6%	55.8%	19.1%
Effective Sample Size	25358	23165	20183	15429	6899	317

Cardiac Resynchronization Therapy

D284TRK Maximo II CRT-D

US Market Release Date	09/17/2008
CE Market Approval Date	03/14/2008
Registered US Implants	15,135
Estimated Active US Implants	4,836
Normal Battery Depletions (US)	3,197
NBG Code	VVE-DDDR
Max Delivered Energy	35 J

Total Malfunctions (US)	135
Therapy Not Compromised Malfunctions	130
Battery Malfunction	0
Electrical Component	6
Electrical Interconnect	0
Other Malfunction	0
Poss Early Battery Depltn	124
Software Malfunction	0
Therapy Compromised Malfunctions	5
Battery Malfunction	0
Electrical Component	5
Electrical Interconnect	0
Other Malfunction	0
Poss Early Battery Depltn	0
Software Malfunction	0



Curve Name

- Excluding Normal Battery Depletion
- Including Normal Battery Depletion

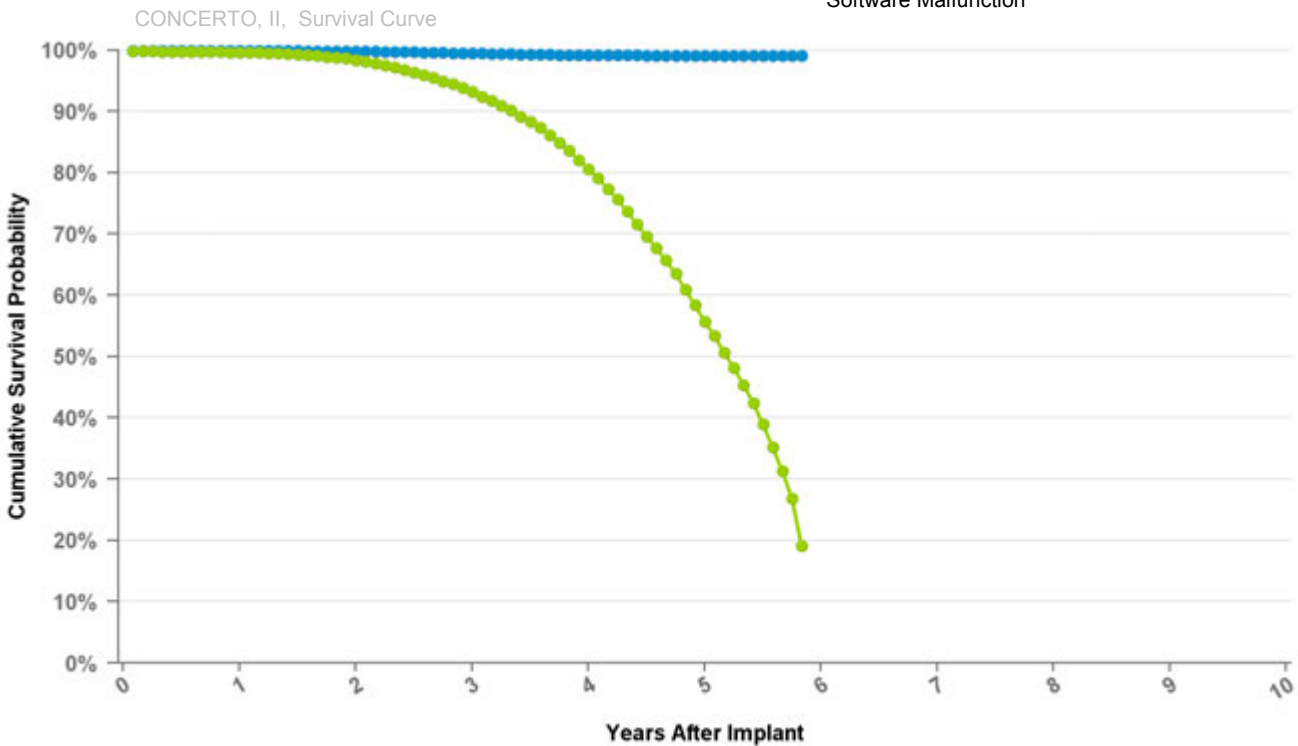
Years	1	2	3	4	5	6	at 78 mo
Excluding NBD	100.0%	99.7%	99.4%	98.8%	98.6%	98.6%	98.6%
Including NBD	99.7%	98.1%	92.9%	80.0%	55.7%	30.7%	21.0%
Effective Sample Size	12767	11527	9749	6996	3179	653	104

Cardiac Resynchronization Therapy

D294TRK Concerto II CRT-D

US Market Release Date	
CE Market Approval Date	08/20/2008
Registered US Implants	0
Estimated Active US Implants	0
Normal Battery Depletions (US)	0
NBG Code	DDE-DDDR
Max Delivered Energy	35 J

Total Malfunctions (US)	0
Therapy Not Compromised Malfunctions	0
Battery Malfunction	0
Electrical Component	0
Electrical Interconnect	0
Other Malfunction	0
Poss Early Battery Depltn	0
Software Malfunction	0
Therapy Compromised Malfunctions	0
Battery Malfunction	0
Electrical Component	0
Electrical Interconnect	0
Other Malfunction	0
Poss Early Battery Depltn	0
Software Malfunction	0



Curve Name

- Excluding Normal Battery Depletion
- Including Normal Battery Depletion

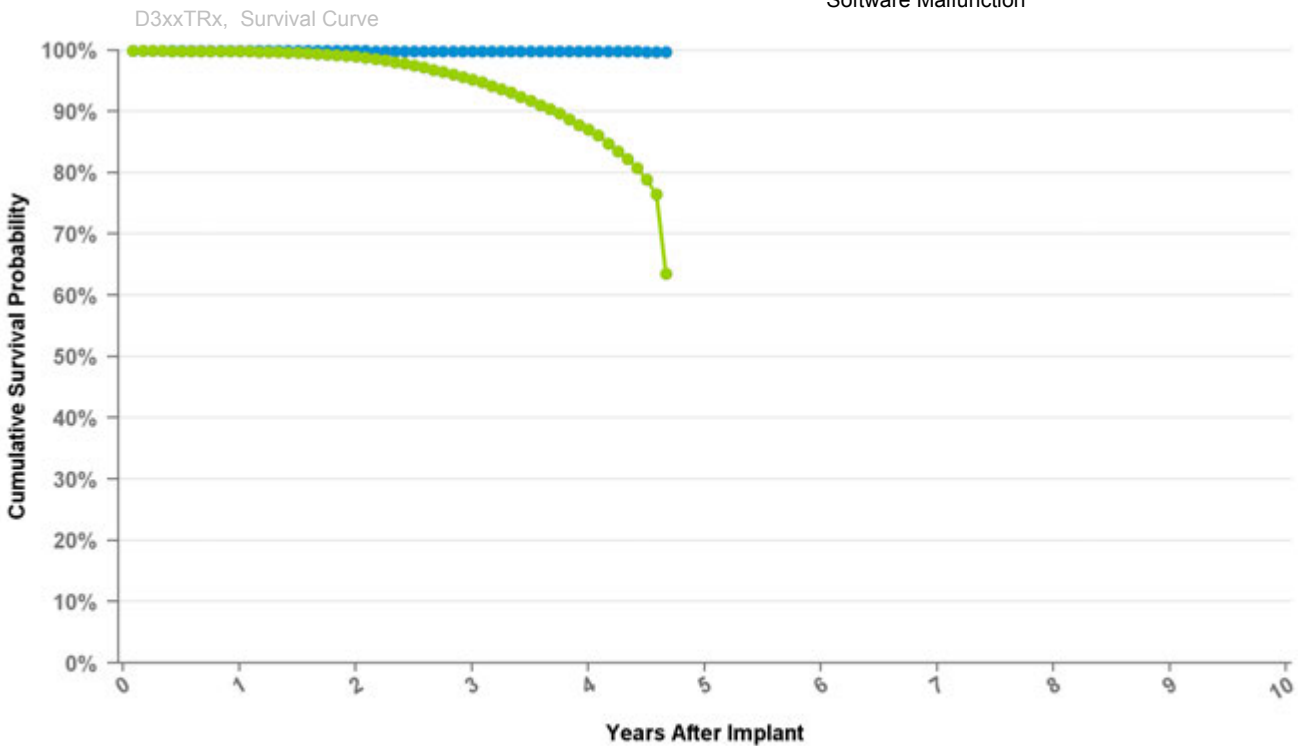
Years	1	2	3	4	5	at 70 mo
Excluding NBD	100.0%	99.8%	99.5%	99.2%	99.1%	99.1%
Including NBD	99.7%	98.4%	93.3%	80.6%	55.8%	19.1%
Effective Sample Size	25358	23165	20183	15429	6899	317

Cardiac Resynchronization Therapy

D314TRG Protecta XT CRT-D

US Market Release Date	03/25/2011
CE Market Approval Date	
Registered US Implants	42,207
Estimated Active US Implants	28,796
Normal Battery Depletions (US)	2,535
NBG Code	DDE-DDDR
Max Delivered Energy	35 J

Total Malfunctions (US)	70
Therapy Not Compromised Malfunctions	64
Battery Malfunction	0
Electrical Component	30
Electrical Interconnect	0
Other Malfunction	1
Poss Early Battery Depltn	33
Software Malfunction	0
Therapy Compromised Malfunctions	6
Battery Malfunction	0
Electrical Component	6
Electrical Interconnect	0
Other Malfunction	0
Poss Early Battery Depltn	0
Software Malfunction	0



Curve Name

- Excluding Normal Battery Depletion
- Including Normal Battery Depletion

Years	1	2	3	4	at 56 mo
Excluding NBD	100.0%	99.9%	99.9%	99.8%	99.8%
Including NBD	99.8%	99.0%	95.2%	87.1%	63.6%
Effective Sample Size	55558	50334	37416	11164	166

Cardiac Resynchronization Therapy

D314TRM Protecta XT CRT-D

US Market Release Date 11/09/2011

CE Market Approval Date

Registered US Implants 12,230

Estimated Active US Implants 9,897

Normal Battery Depletions (US) 301

NBG Code DDE-DDDR

Max Delivered Energy 35 J

Total Malfunctions (US) 9

Therapy Not Compromised Malfunctions 8

Battery Malfunction 0

Electrical Component 7

Electrical Interconnect 0

Other Malfunction 0

Poss Early Battery Depltn 1

Software Malfunction 0

Therapy Compromised Malfunctions 1

Battery Malfunction 0

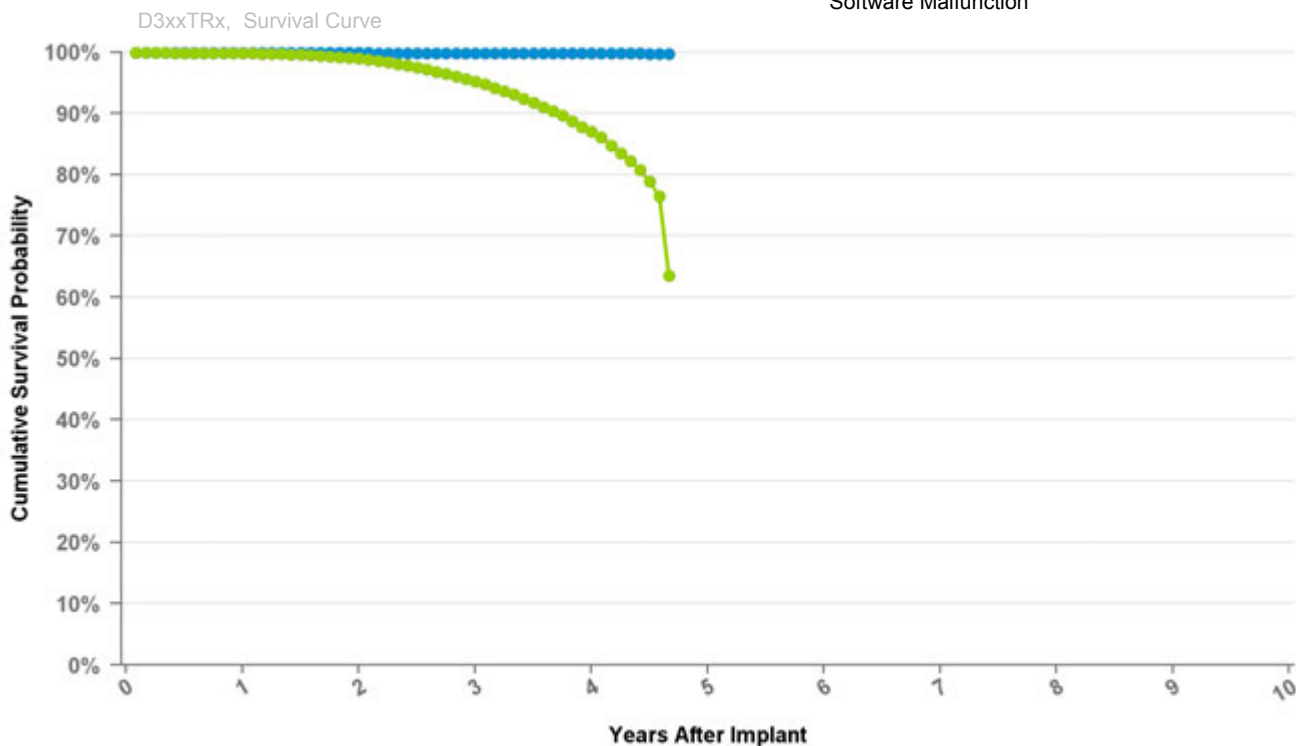
Electrical Component 1

Electrical Interconnect 0

Other Malfunction 0

Poss Early Battery Depltn 0

Software Malfunction 0



Curve Name

● Excluding Normal Battery Depletion ● Including Normal Battery Depletion

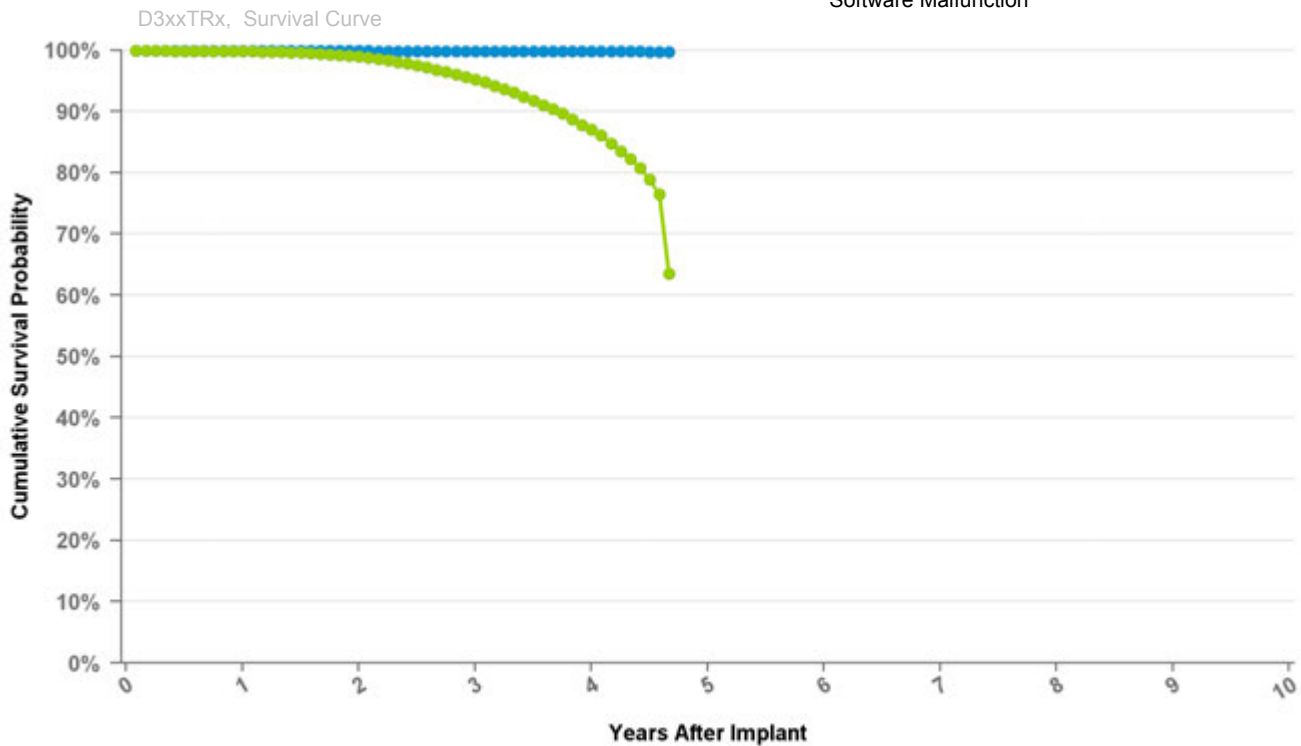
Years	1	2	3	4	at 56 mo
Excluding NBD	100.0%	99.9%	99.9%	99.8%	99.8%
Including NBD	99.8%	99.0%	95.2%	87.1%	63.6%
Effective Sample Size	55558	50334	37416	11164	166

Cardiac Resynchronization Therapy

D334TRG Protecta CRT-D

US Market Release Date	03/25/2011
CE Market Approval Date	
Registered US Implants	8,085
Estimated Active US Implants	5,756
Normal Battery Depletions (US)	416
NBG Code	DDE-DDDR
Max Delivered Energy	35 J

Total Malfunctions (US)	12
Therapy Not Compromised Malfunctions	11
Battery Malfunction	0
Electrical Component	7
Electrical Interconnect	0
Other Malfunction	0
Poss Early Battery Depltn	4
Software Malfunction	0
Therapy Compromised Malfunctions	1
Battery Malfunction	0
Electrical Component	1
Electrical Interconnect	0
Other Malfunction	0
Poss Early Battery Depltn	0
Software Malfunction	0



Curve Name

- Excluding Normal Battery Depletion
- Including Normal Battery Depletion

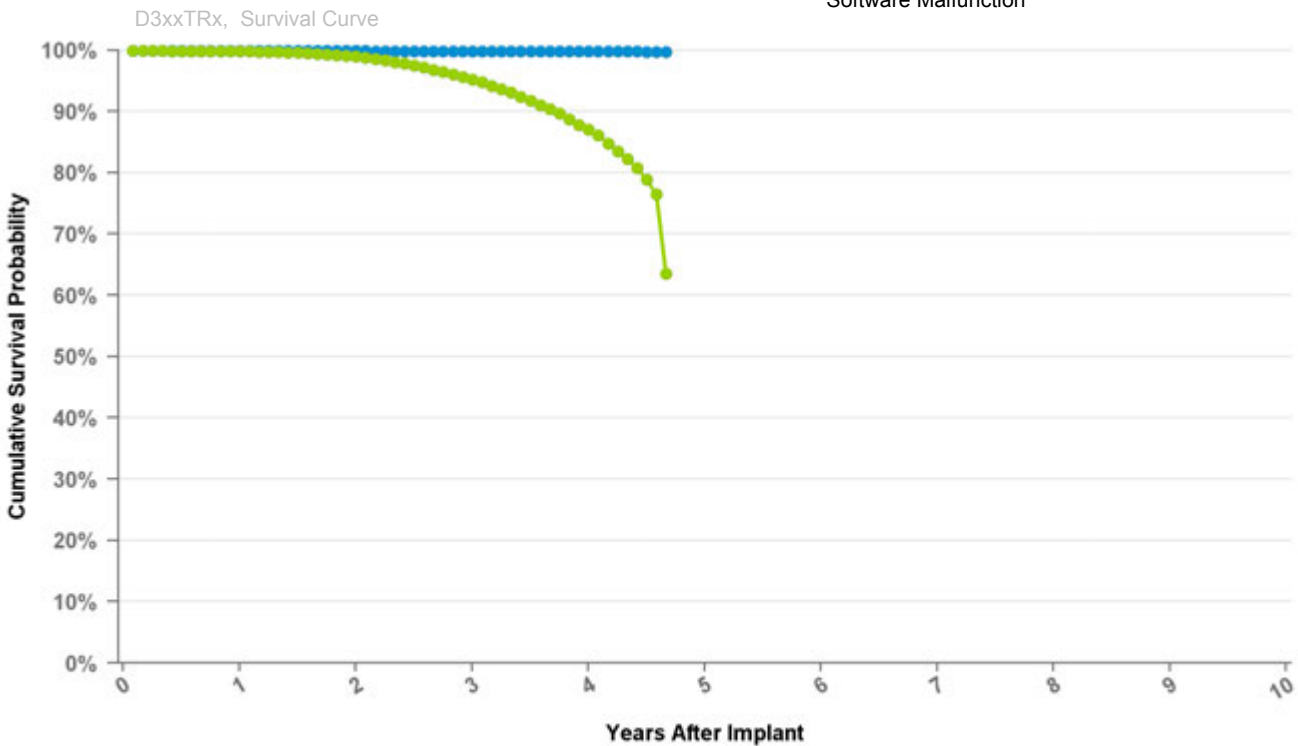
Years	1	2	3	4	at 56 mo
Excluding NBD	100.0%	99.9%	99.9%	99.8%	99.8%
Including NBD	99.8%	99.0%	95.2%	87.1%	63.6%
Effective Sample Size	55558	50334	37416	11164	166

Cardiac Resynchronization Therapy

D334TRM Protecta CRT-D

US Market Release Date	11/09/2011
CE Market Approval Date	
Registered US Implants	1,778
Estimated Active US Implants	1,444
Normal Battery Depletions (US)	40
NBG Code	DDE-DDDR
Max Delivered Energy	35 J

Total Malfunctions (US)	2
Therapy Not Compromised Malfunctions	2
Battery Malfunction	0
Electrical Component	1
Electrical Interconnect	0
Other Malfunction	0
Poss Early Battery Depltn	1
Software Malfunction	0
Therapy Compromised Malfunctions	0
Battery Malfunction	0
Electrical Component	0
Electrical Interconnect	0
Other Malfunction	0
Poss Early Battery Depltn	0
Software Malfunction	0



Curve Name

- Excluding Normal Battery Depletion
- Including Normal Battery Depletion

Years	1	2	3	4	at 56 mo
Excluding NBD	100.0%	99.9%	99.9%	99.8%	99.8%
Including NBD	99.8%	99.0%	95.2%	87.1%	63.6%
Effective Sample Size	55558	50334	37416	11164	166

Cardiac Resynchronization Therapy

D354TRG Protecta XT CRT-D

US Market Release Date

CE Market Approval Date 03/25/2010

Registered US Implants 2

Estimated Active US Implants 0

Normal Battery Depletions (US) 0

NBG Code DDE-DDDR

Max Delivered Energy 35 J

Total Malfunctions (US) 0

Therapy Not Compromised Malfunctions

Battery Malfunction 0

Electrical Component 0

Electrical Interconnect 0

Other Malfunction 0

Poss Early Battery Depltn 0

Software Malfunction 0

Therapy Compromised Malfunctions

Battery Malfunction 0

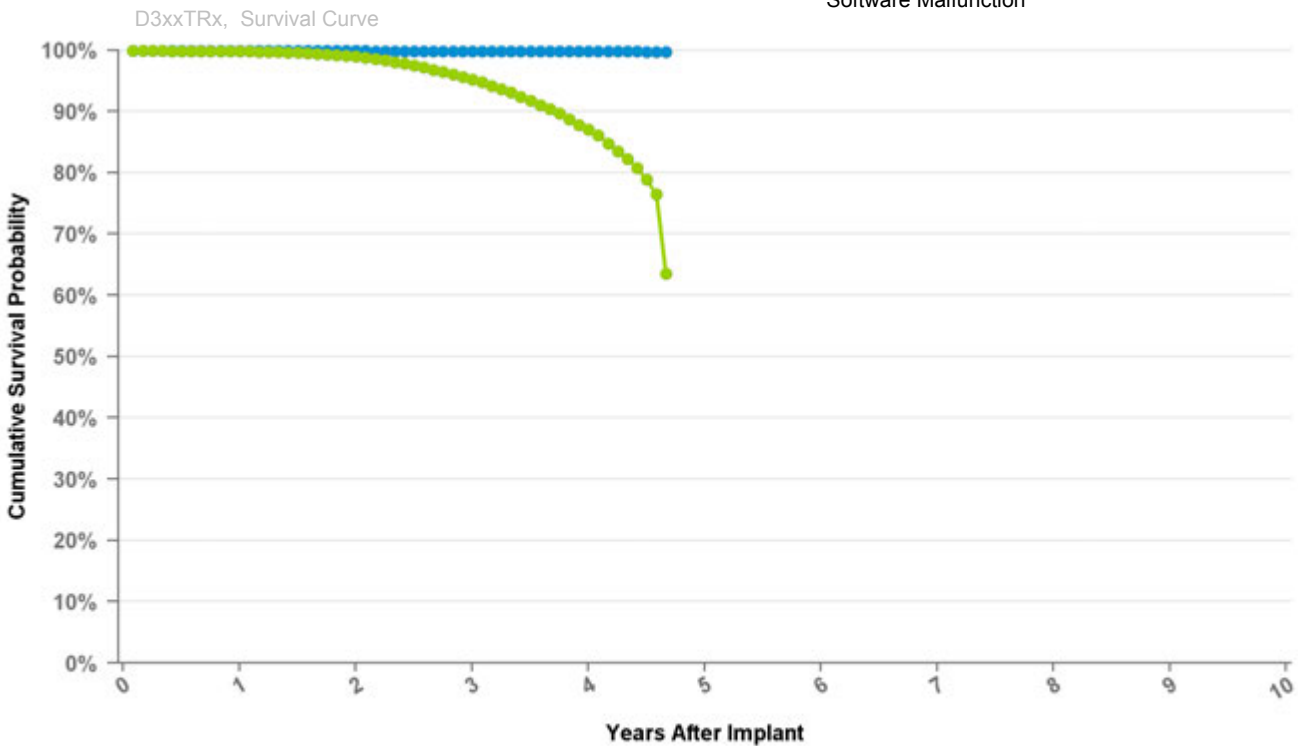
Electrical Component 0

Electrical Interconnect 0

Other Malfunction 0

Poss Early Battery Depltn 0

Software Malfunction 0



Curve Name

● Excluding Normal Battery Depletion ● Including Normal Battery Depletion

Years	1	2	3	4	at 56 mo
Excluding NBD	100.0%	99.9%	99.9%	99.8%	99.8%
Including NBD	99.8%	99.0%	95.2%	87.1%	63.6%
Effective Sample Size	55558	50334	37416	11164	166

Cardiac Resynchronization Therapy

D354TRM Protecta XT CRT-D

US Market Release Date

CE Market Approval Date 07/15/2010

Registered US Implants 1

Estimated Active US Implants 1

Normal Battery Depletions (US) 0

NBG Code DDE-DDDR

Max Delivered Energy 35 J

Total Malfunctions (US) 0

Therapy Not Compromised Malfunctions

Battery Malfunction 0

Electrical Component 0

Electrical Interconnect 0

Other Malfunction 0

Poss Early Battery Depltn 0

Software Malfunction 0

Therapy Compromised Malfunctions

Battery Malfunction 0

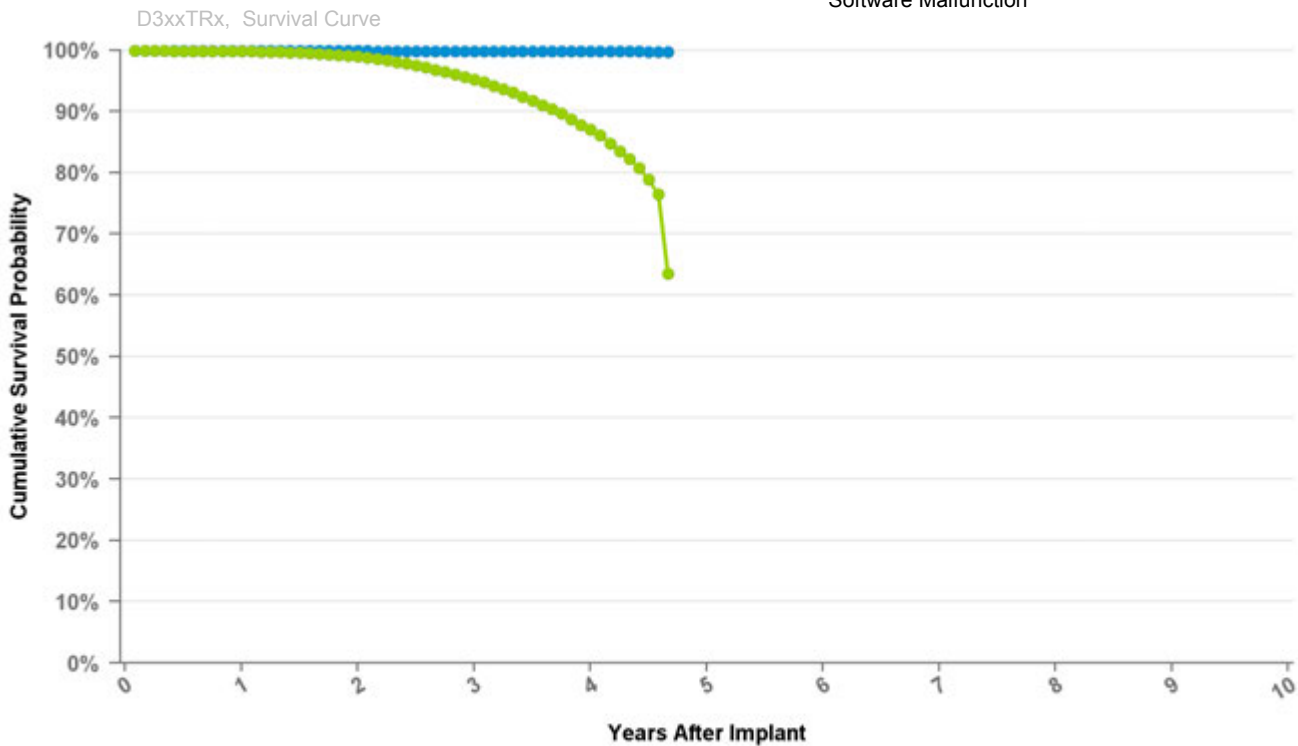
Electrical Component 0

Electrical Interconnect 0

Other Malfunction 0

Poss Early Battery Depltn 0

Software Malfunction 0



Curve Name

● Excluding Normal Battery Depletion ● Including Normal Battery Depletion

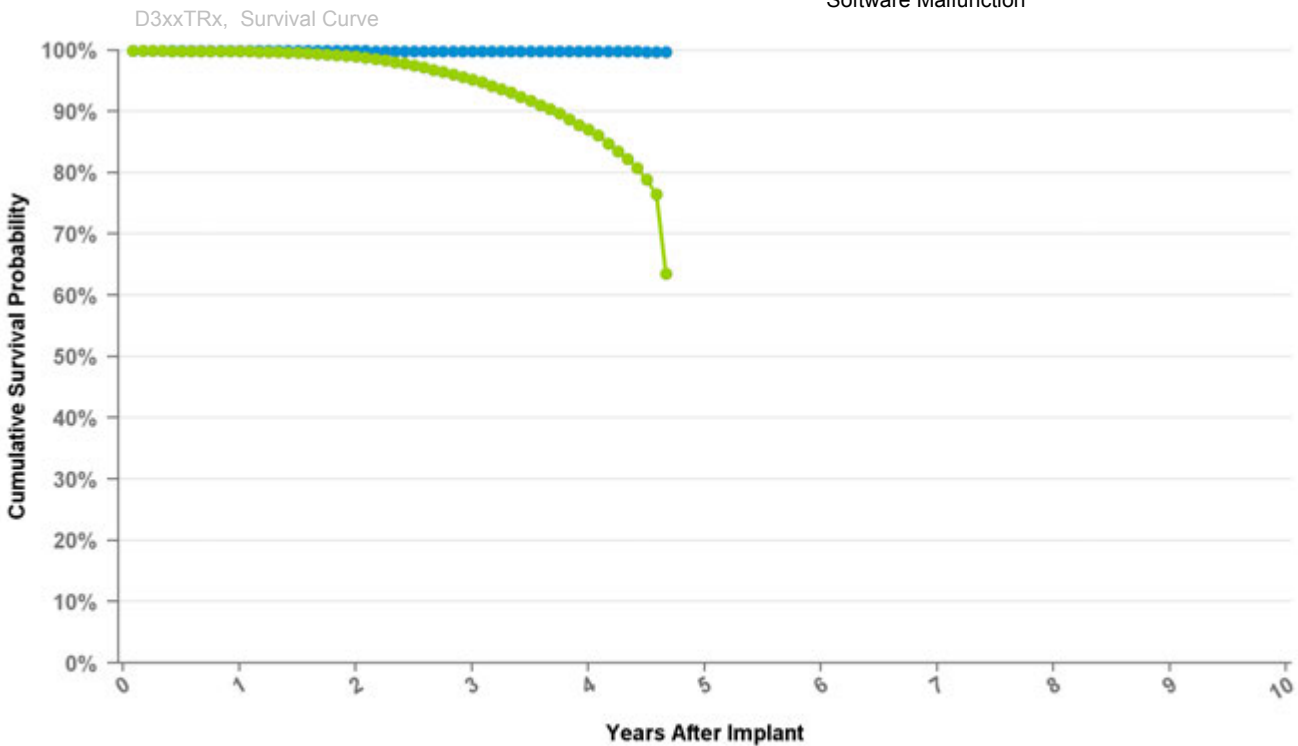
Years	1	2	3	4	at 56 mo
Excluding NBD	100.0%	99.9%	99.9%	99.8%	99.8%
Including NBD	99.8%	99.0%	95.2%	87.1%	63.6%
Effective Sample Size	55558	50334	37416	11164	166

Cardiac Resynchronization Therapy

D364TRG Protecta CRT-D

US Market Release Date	
CE Market Approval Date	03/25/2010
Registered US Implants	0
Estimated Active US Implants	0
Normal Battery Depletions (US)	0
NBG Code	DDE-DDDR
Max Delivered Energy	35 J

Total Malfunctions (US)	0
Therapy Not Compromised Malfunctions	0
Battery Malfunction	0
Electrical Component	0
Electrical Interconnect	0
Other Malfunction	0
Poss Early Battery Depltn	0
Software Malfunction	0
Therapy Compromised Malfunctions	0
Battery Malfunction	0
Electrical Component	0
Electrical Interconnect	0
Other Malfunction	0
Poss Early Battery Depltn	0
Software Malfunction	0



Curve Name

- Excluding Normal Battery Depletion
- Including Normal Battery Depletion

Years	1	2	3	4	at 56 mo
Excluding NBD	100.0%	99.9%	99.9%	99.8%	99.8%
Including NBD	99.8%	99.0%	95.2%	87.1%	63.6%
Effective Sample Size	55558	50334	37416	11164	166

Cardiac Resynchronization Therapy

D364TRM Protecta CRT-D

US Market Release Date

CE Market Approval Date 07/15/2010

Registered US Implants 0

Estimated Active US Implants 0

Normal Battery Depletions (US) 0

NBG Code DDE-DDDR

Max Delivered Energy 35 J

Total Malfunctions (US) 0

Therapy Not Compromised Malfunctions

Battery Malfunction 0

Electrical Component 0

Electrical Interconnect 0

Other Malfunction 0

Poss Early Battery Depltn 0

Software Malfunction 0

Therapy Compromised Malfunctions

Battery Malfunction 0

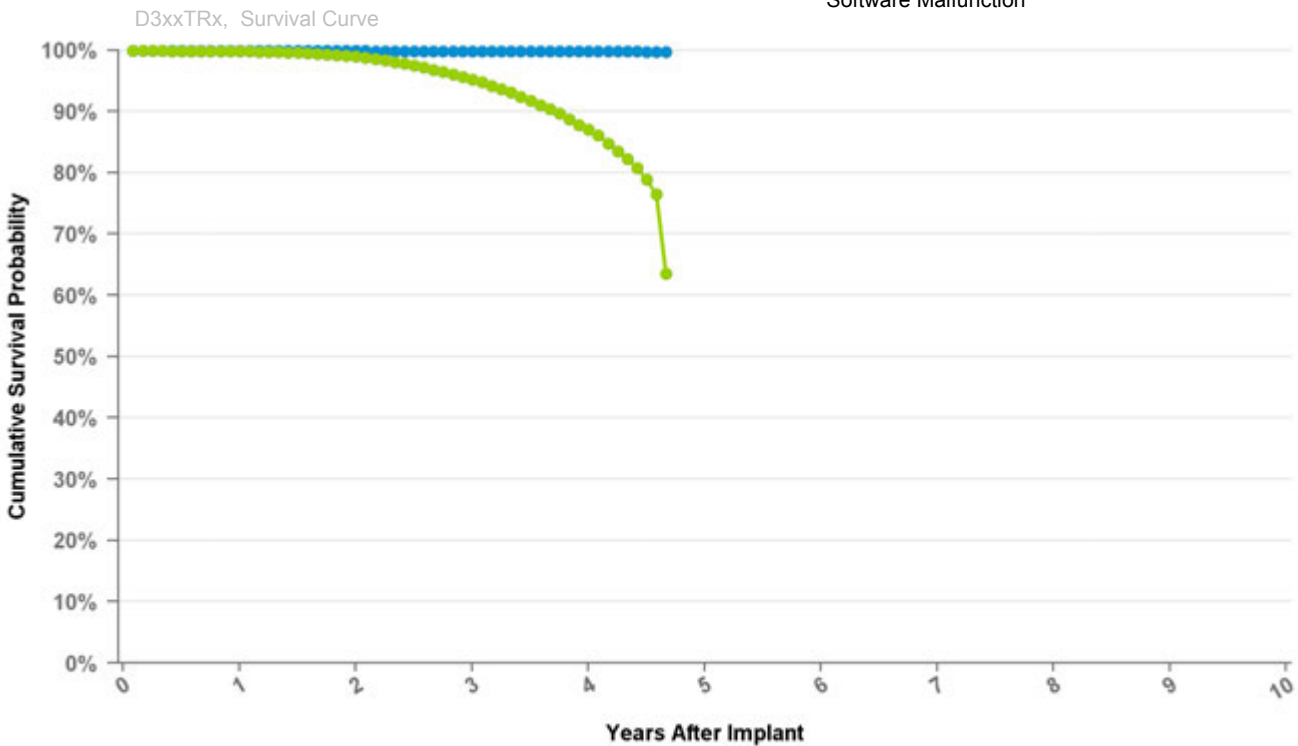
Electrical Component 0

Electrical Interconnect 0

Other Malfunction 0

Poss Early Battery Depltn 0

Software Malfunction 0



Curve Name

● Excluding Normal Battery Depletion ● Including Normal Battery Depletion

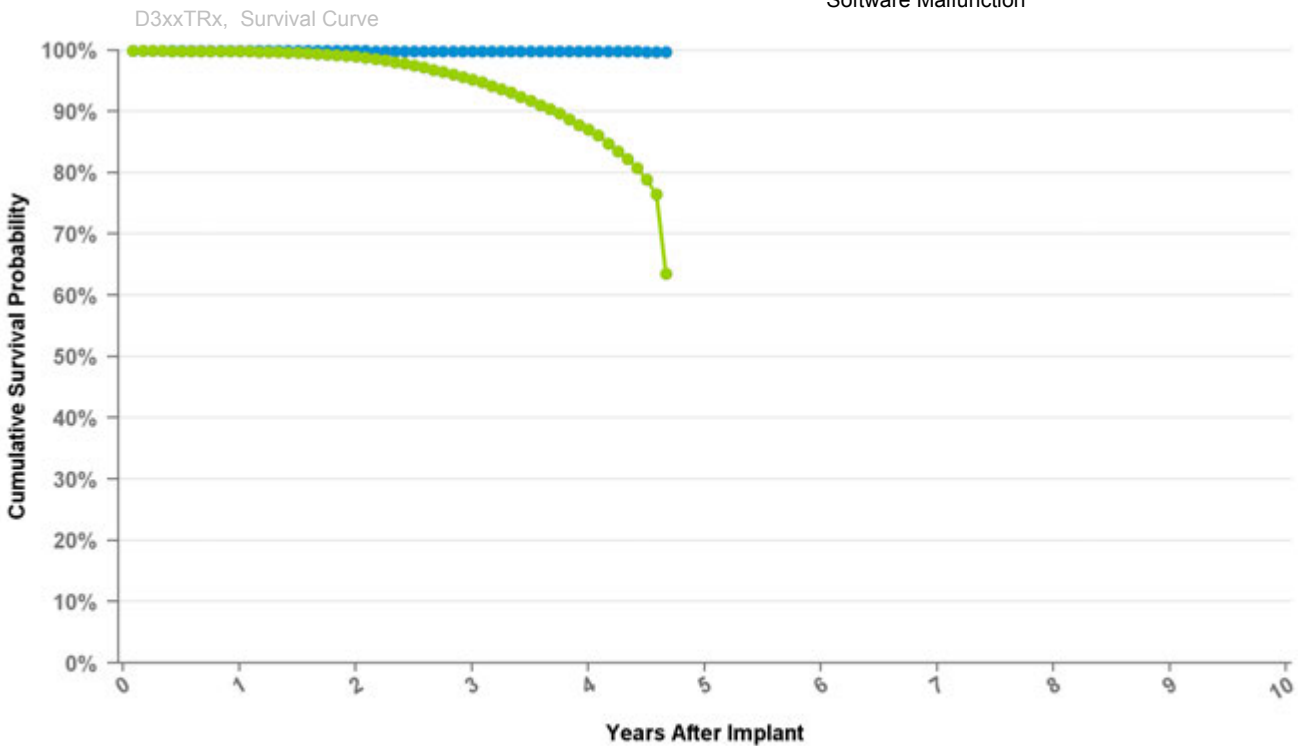
Years	1	2	3	4	at 56 mo
Excluding NBD	100.0%	99.9%	99.9%	99.8%	99.8%
Including NBD	99.8%	99.0%	95.2%	87.1%	63.6%
Effective Sample Size	55558	50334	37416	11164	166

Cardiac Resynchronization Therapy

D384TRG Cardia CRT-D

US Market Release Date	
CE Market Approval Date	01/12/2011
Registered US Implants	0
Estimated Active US Implants	0
Normal Battery Depletions (US)	0
NBG Code	VVE-DDDR
Max Delivered Energy	35 J

Total Malfunctions (US)	0
Therapy Not Compromised Malfunctions	0
Battery Malfunction	0
Electrical Component	0
Electrical Interconnect	0
Other Malfunction	0
Poss Early Battery Depltn	0
Software Malfunction	0
Therapy Compromised Malfunctions	0
Battery Malfunction	0
Electrical Component	0
Electrical Interconnect	0
Other Malfunction	0
Poss Early Battery Depltn	0
Software Malfunction	0



Curve Name

- Excluding Normal Battery Depletion
- Including Normal Battery Depletion

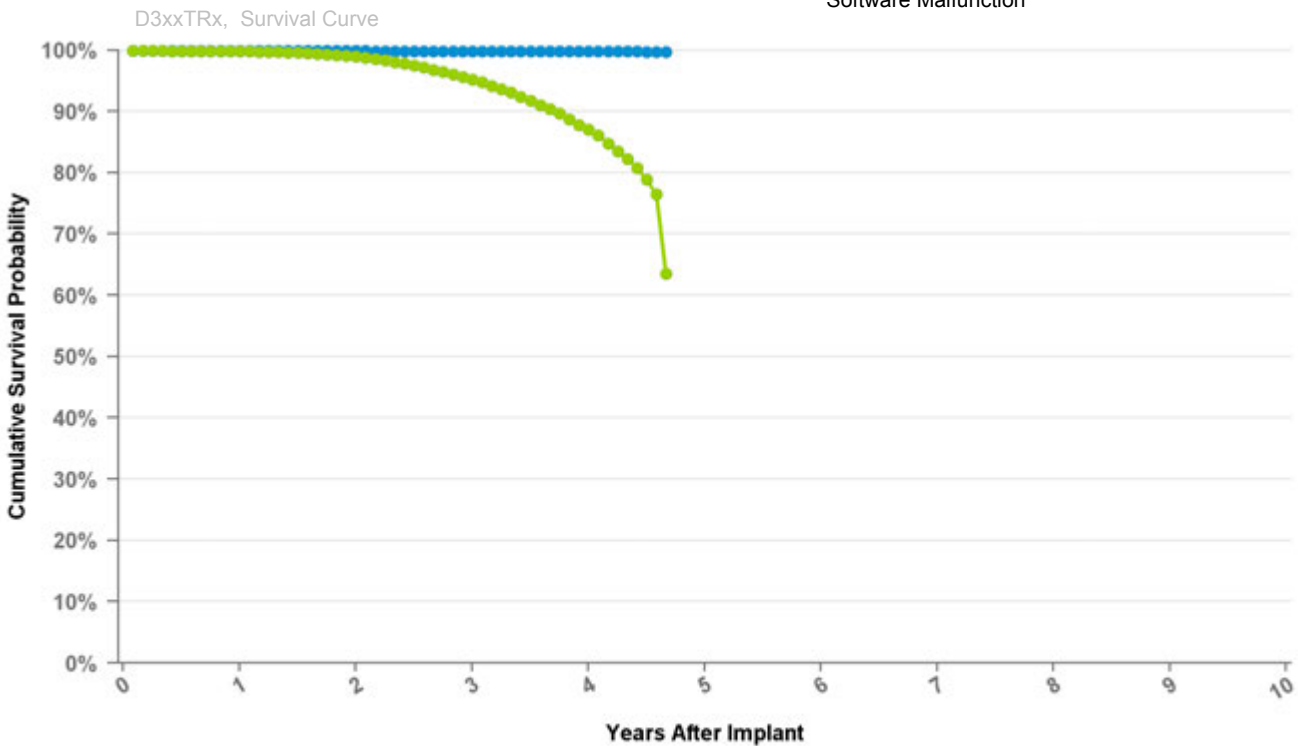
Years	1	2	3	4	at 56 mo
Excluding NBD	100.0%	99.9%	99.9%	99.8%	99.8%
Including NBD	99.8%	99.0%	95.2%	87.1%	63.6%
Effective Sample Size	55558	50334	37416	11164	166

Cardiac Resynchronization Therapy

D394TRG Egida CRT-D

US Market Release Date	
CE Market Approval Date	01/12/2011
Registered US Implants	0
Estimated Active US Implants	0
Normal Battery Depletions (US)	0
NBG Code	VVE-DDDR
Max Delivered Energy	35 J

Total Malfunctions (US)	0
Therapy Not Compromised Malfunctions	0
Battery Malfunction	0
Electrical Component	0
Electrical Interconnect	0
Other Malfunction	0
Poss Early Battery Depltn	0
Software Malfunction	0
Therapy Compromised Malfunctions	0
Battery Malfunction	0
Electrical Component	0
Electrical Interconnect	0
Other Malfunction	0
Poss Early Battery Depltn	0
Software Malfunction	0



Curve Name

- Excluding Normal Battery Depletion
- Including Normal Battery Depletion

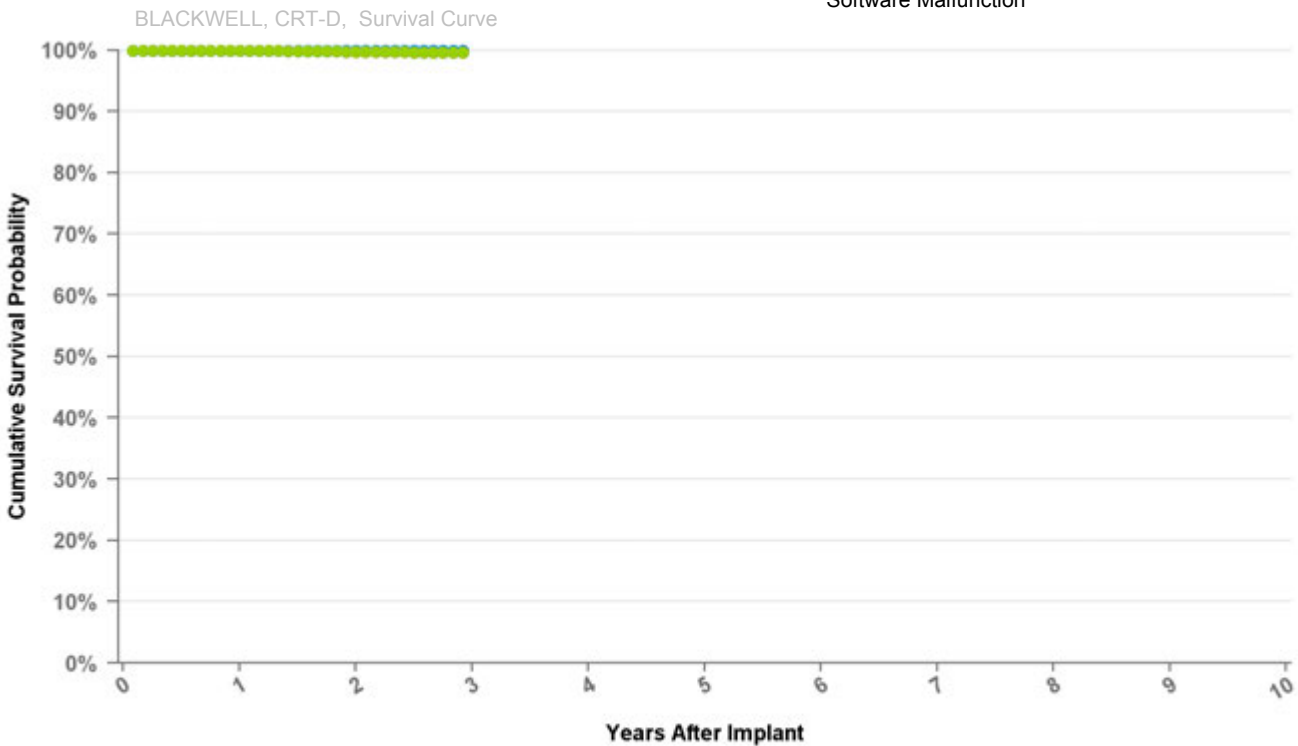
Years	1	2	3	4	at 56 mo
Excluding NBD	100.0%	99.9%	99.9%	99.8%	99.8%
Including NBD	99.8%	99.0%	95.2%	87.1%	63.6%
Effective Sample Size	55558	50334	37416	11164	166

Cardiac Resynchronization Therapy

DTBA1D1 Viva XT

US Market Release Date	01/29/2013
CE Market Approval Date	
Registered US Implants	39,244
Estimated Active US Implants	36,248
Normal Battery Depletions (US)	22
NBG Code	DDE-DDDR
Max Delivered Energy	36 J

Total Malfunctions (US)	9
Therapy Not Compromised Malfunctions	9
Battery Malfunction	0
Electrical Component	9
Electrical Interconnect	0
Other Malfunction	0
Poss Early Battery Depltn	0
Software Malfunction	0
Therapy Compromised Malfunctions	0
Battery Malfunction	0
Electrical Component	0
Electrical Interconnect	0
Other Malfunction	0
Poss Early Battery Depltn	0
Software Malfunction	0



Curve Name

- Excluding Normal Battery Depletion
- Including Normal Battery Depletion

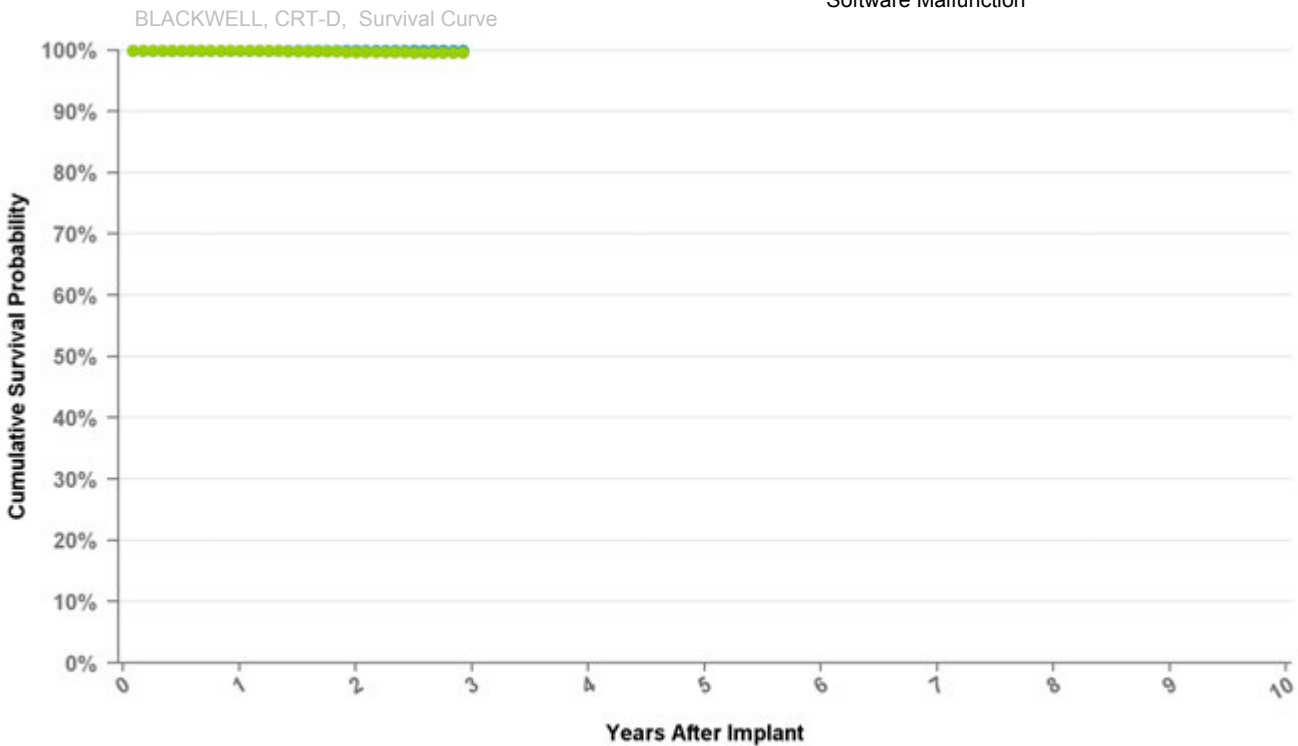
Years	1	2	at 35 mo
Excluding NBD	100.0%	100.0%	100.0%
Including NBD	100.0%	99.8%	99.6%
Effective Sample Size	57645	20659	177

Cardiac Resynchronization Therapy

DTBA1D4 Viva XT

US Market Release Date	01/29/2013
CE Market Approval Date	
Registered US Implants	15,479
Estimated Active US Implants	14,288
Normal Battery Depletions (US)	8
NBG Code	DDE-DDDR
Max Delivered Energy	36 J

Total Malfunctions (US)	8
Therapy Not Compromised Malfunctions	7
Battery Malfunction	0
Electrical Component	5
Electrical Interconnect	0
Other Malfunction	1
Poss Early Battery Depltn	1
Software Malfunction	0
Therapy Compromised Malfunctions	1
Battery Malfunction	0
Electrical Component	1
Electrical Interconnect	0
Other Malfunction	0
Poss Early Battery Depltn	0
Software Malfunction	0



Curve Name

- Excluding Normal Battery Depletion
- Including Normal Battery Depletion

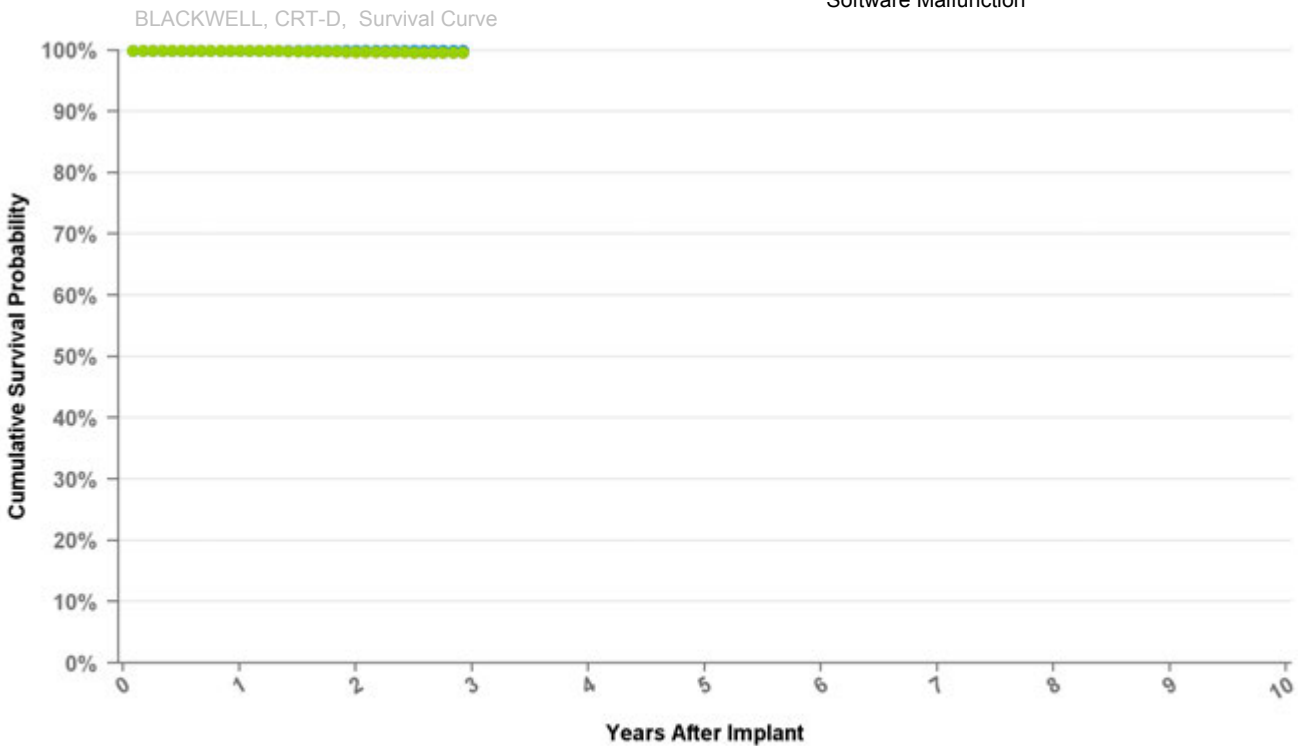
Years	1	2	at 35 mo
Excluding NBD	100.0%	100.0%	100.0%
Including NBD	100.0%	99.8%	99.6%
Effective Sample Size	57645	20659	177

Cardiac Resynchronization Therapy

DTBA1Q1 Viva Quad XT

US Market Release Date	07/03/2014
CE Market Approval Date	
Registered US Implants	6,658
Estimated Active US Implants	6,312
Normal Battery Depletions (US)	3
NBG Code	DDE-DDDR
Max Delivered Energy	36 J

Total Malfunctions (US)	0
Therapy Not Compromised Malfunctions	0
Battery Malfunction	0
Electrical Component	0
Electrical Interconnect	0
Other Malfunction	0
Poss Early Battery Depltn	0
Software Malfunction	0
Therapy Compromised Malfunctions	0
Battery Malfunction	0
Electrical Component	0
Electrical Interconnect	0
Other Malfunction	0
Poss Early Battery Depltn	0
Software Malfunction	0



Curve Name

- Excluding Normal Battery Depletion
- Including Normal Battery Depletion

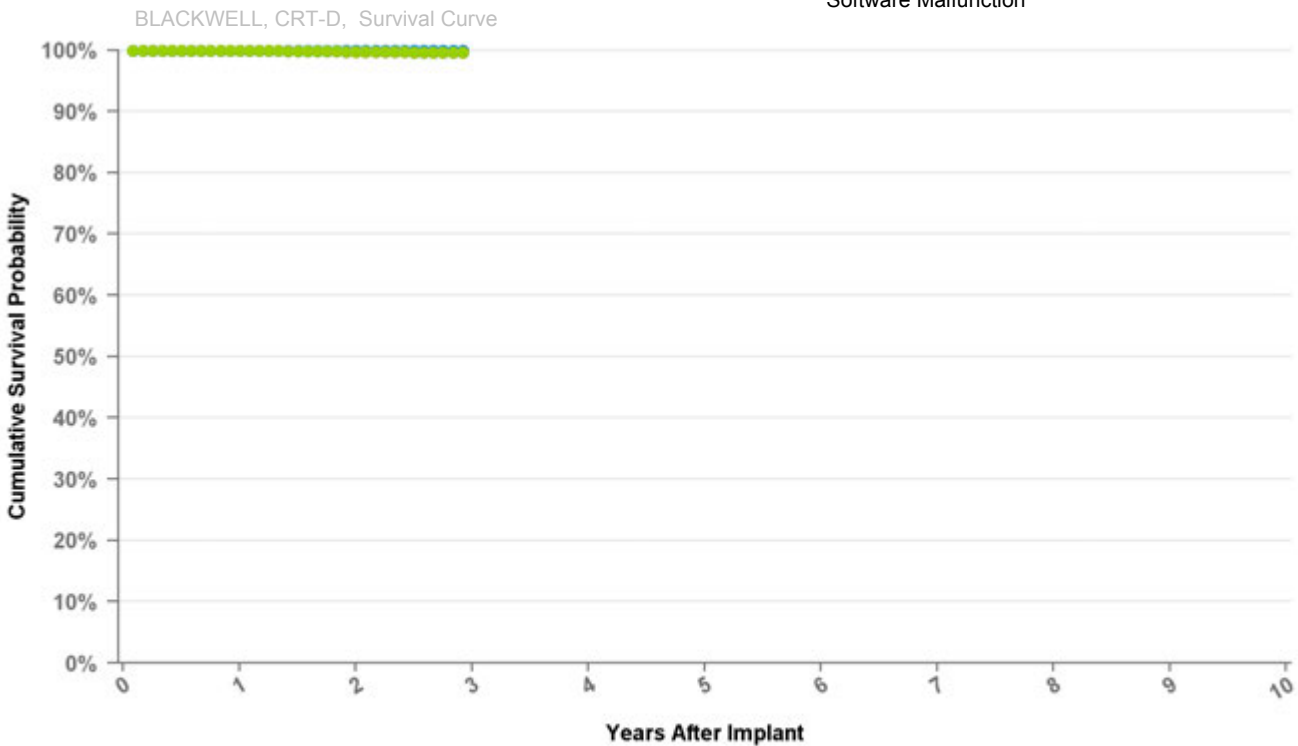
Years	1	2	at 35 mo
Excluding NBD	100.0%	100.0%	100.0%
Including NBD	100.0%	99.8%	99.6%
Effective Sample Size	57645	20659	177

Cardiac Resynchronization Therapy

DTBA1QQ Viva Quad XT

US Market Release Date	07/03/2014
CE Market Approval Date	
Registered US Implants	20,182
Estimated Active US Implants	19,669
Normal Battery Depletions (US)	2
NBG Code	DDE-DDDR
Max Delivered Energy	36 J

Total Malfunctions (US)	7
Therapy Not Compromised Malfunctions	7
Battery Malfunction	0
Electrical Component	7
Electrical Interconnect	0
Other Malfunction	0
Poss Early Battery Depltn	0
Software Malfunction	0
Therapy Compromised Malfunctions	0
Battery Malfunction	0
Electrical Component	0
Electrical Interconnect	0
Other Malfunction	0
Poss Early Battery Depltn	0
Software Malfunction	0



Curve Name

- Excluding Normal Battery Depletion
- Including Normal Battery Depletion

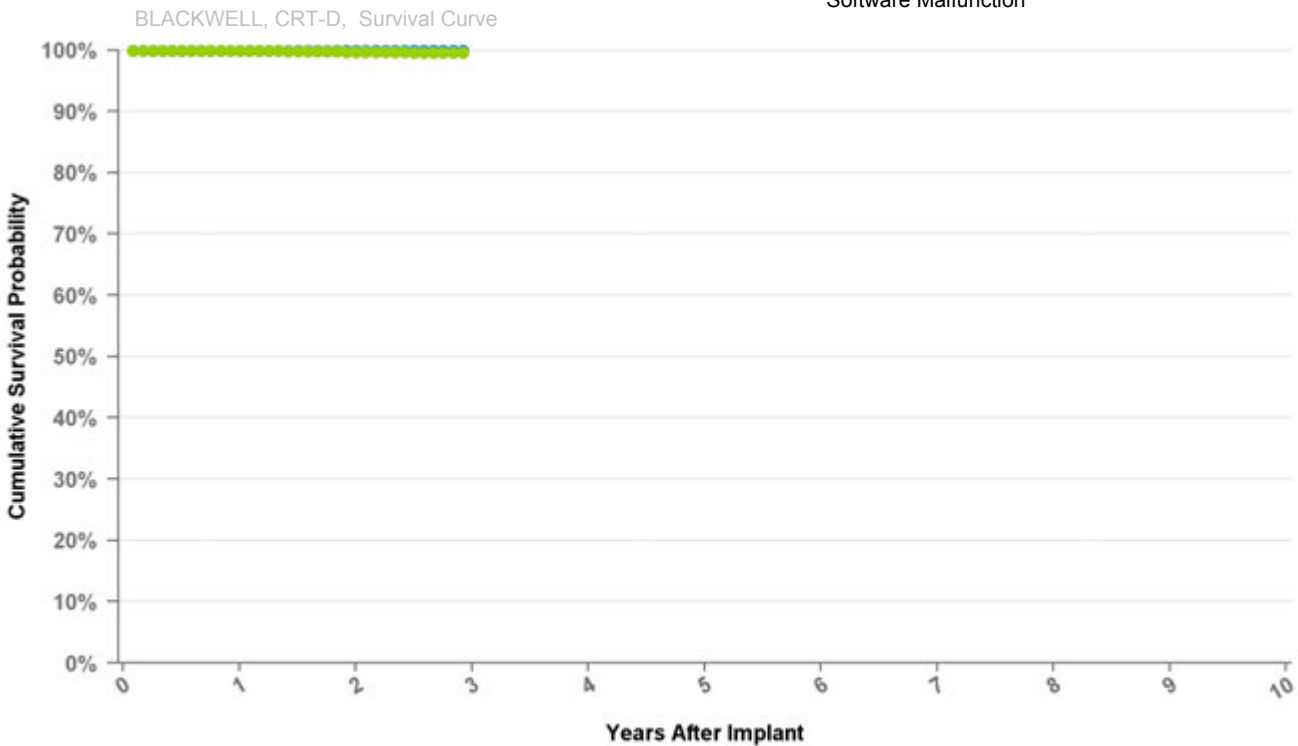
Years	1	2	at 35 mo
Excluding NBD	100.0%	100.0%	100.0%
Including NBD	100.0%	99.8%	99.6%
Effective Sample Size	57645	20659	177

Cardiac Resynchronization Therapy

DTBA2D1 Viva XT

US Market Release Date	
CE Market Approval Date	08/10/2012
Registered US Implants	0
Estimated Active US Implants	0
Normal Battery Depletions (US)	0
NBG Code	DDE-DDDR
Max Delivered Energy	36 J

Total Malfunctions (US)	0
Therapy Not Compromised Malfunctions	0
Battery Malfunction	0
Electrical Component	0
Electrical Interconnect	0
Other Malfunction	0
Poss Early Battery Depltn	0
Software Malfunction	0
Therapy Compromised Malfunctions	0
Battery Malfunction	0
Electrical Component	0
Electrical Interconnect	0
Other Malfunction	0
Poss Early Battery Depltn	0
Software Malfunction	0



Curve Name

- Excluding Normal Battery Depletion
- Including Normal Battery Depletion

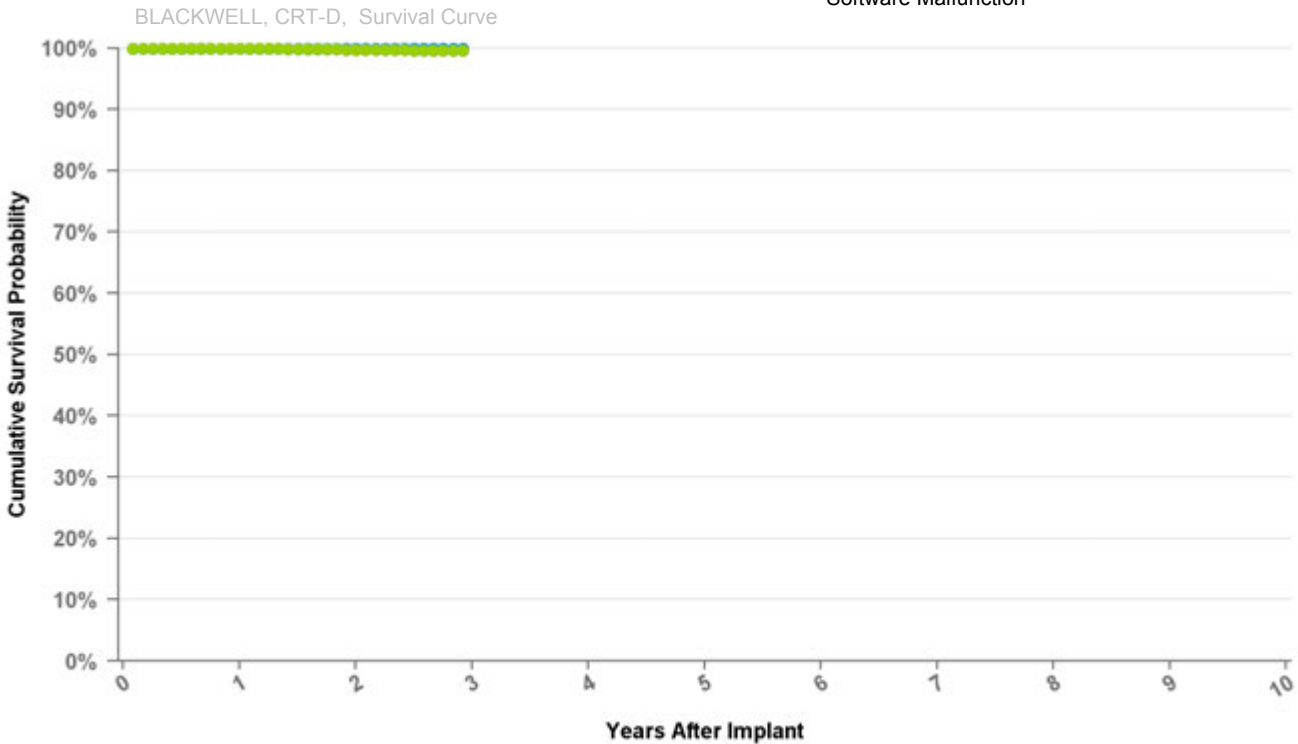
Years	1	2	at 35 mo
Excluding NBD	100.0%	100.0%	100.0%
Including NBD	100.0%	99.8%	99.6%
Effective Sample Size	57645	20659	177

Cardiac Resynchronization Therapy

DTBA2D4 Viva XT

US Market Release Date	
CE Market Approval Date	08/10/2012
Registered US Implants	0
Estimated Active US Implants	0
Normal Battery Depletions (US)	0
NBG Code	DDE-DDDR
Max Delivered Energy	36 J

Total Malfunctions (US)	0
Therapy Not Compromised Malfunctions	0
Battery Malfunction	0
Electrical Component	0
Electrical Interconnect	0
Other Malfunction	0
Poss Early Battery Depltn	0
Software Malfunction	0
Therapy Compromised Malfunctions	0
Battery Malfunction	0
Electrical Component	0
Electrical Interconnect	0
Other Malfunction	0
Poss Early Battery Depltn	0
Software Malfunction	0



Curve Name

- Excluding Normal Battery Depletion
- Including Normal Battery Depletion

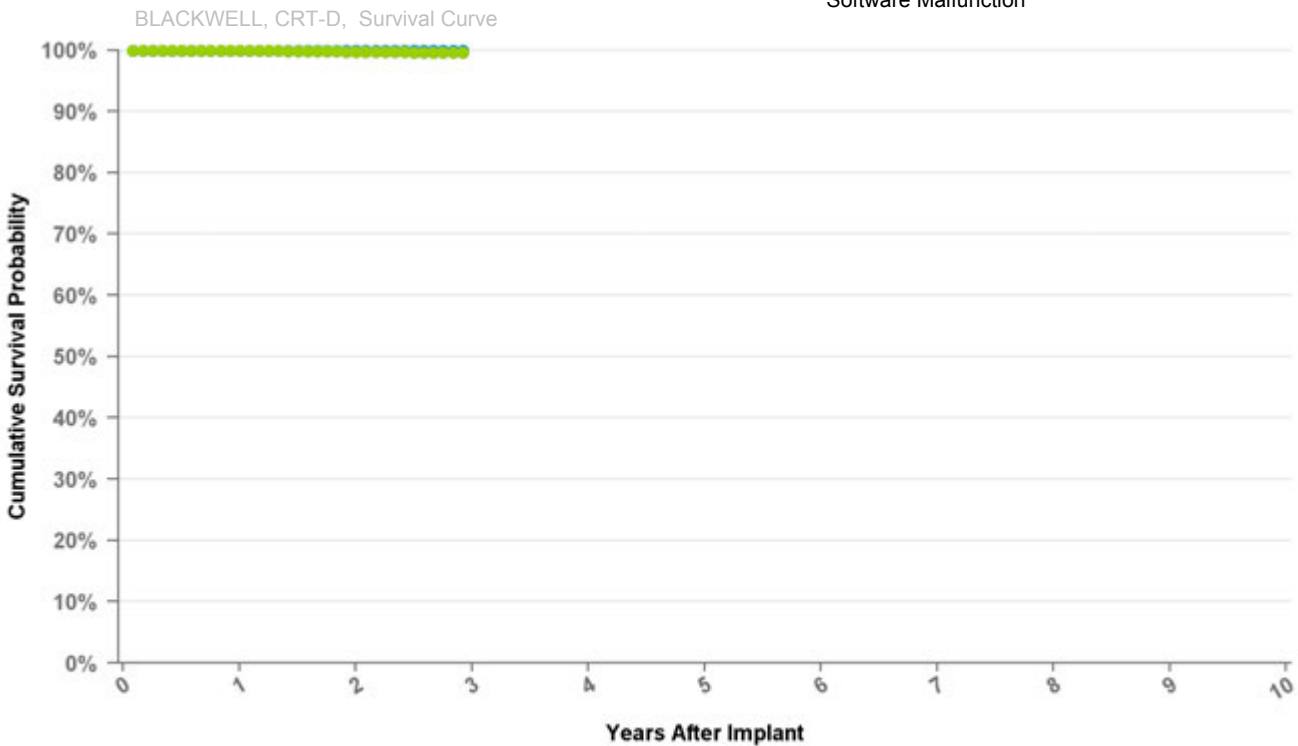
Years	1	2	at 35 mo
Excluding NBD	100.0%	100.0%	100.0%
Including NBD	100.0%	99.8%	99.6%
Effective Sample Size	57645	20659	177

Cardiac Resynchronization Therapy

DTBA2Q1 Viva Quad XT

US Market Release Date	
CE Market Approval Date	09/12/2013
Registered US Implants	0
Estimated Active US Implants	0
Normal Battery Depletions (US)	0
NBG Code	DDE-DDDR
Max Delivered Energy	36 J

Total Malfunctions (US)	0
Therapy Not Compromised Malfunctions	0
Battery Malfunction	0
Electrical Component	0
Electrical Interconnect	0
Other Malfunction	0
Poss Early Battery Depltn	0
Software Malfunction	0
Therapy Compromised Malfunctions	0
Battery Malfunction	0
Electrical Component	0
Electrical Interconnect	0
Other Malfunction	0
Poss Early Battery Depltn	0
Software Malfunction	0



Curve Name

- Excluding Normal Battery Depletion
- Including Normal Battery Depletion

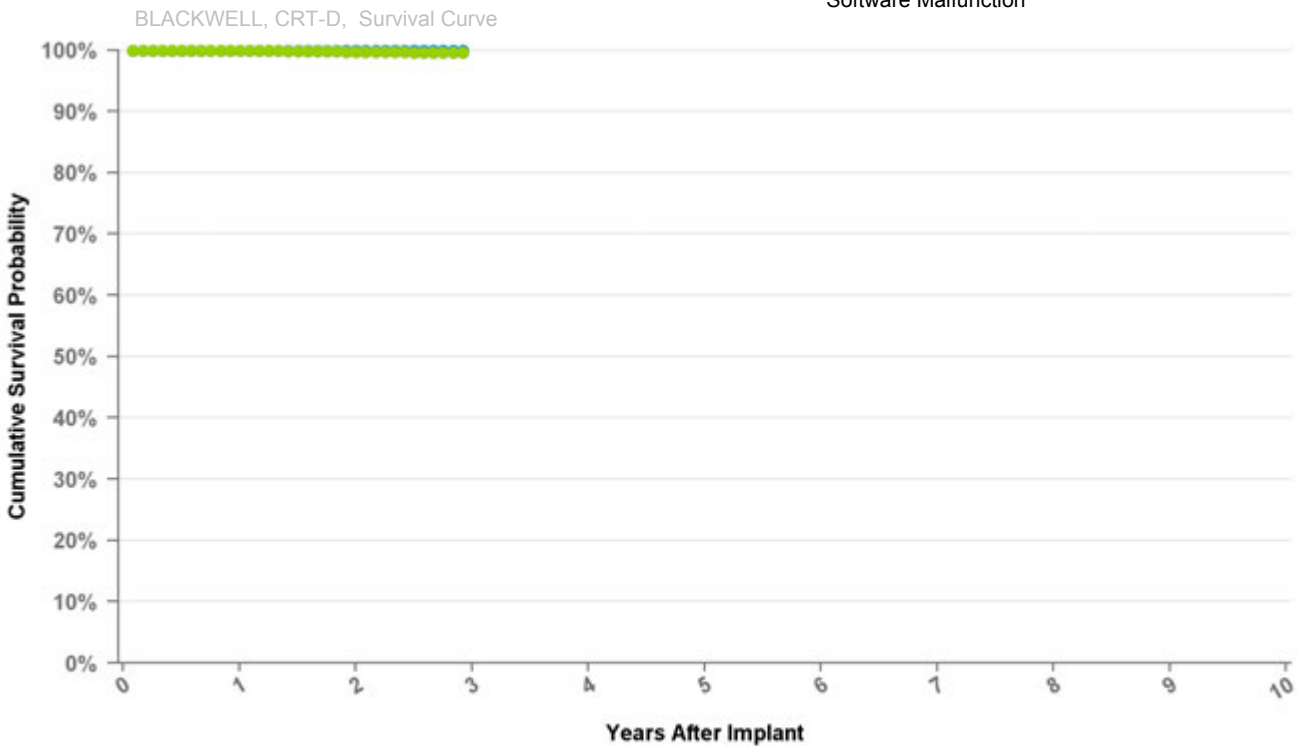
Years	1	2	at 35 mo
Excluding NBD	100.0%	100.0%	100.0%
Including NBD	100.0%	99.8%	99.6%
Effective Sample Size	57645	20659	177

Cardiac Resynchronization Therapy

DTBA2QQ Viva Quad XT

US Market Release Date	
CE Market Approval Date	08/08/2012
Registered US Implants	0
Estimated Active US Implants	0
Normal Battery Depletions (US)	0
NBG Code	DDE-DDDR
Max Delivered Energy	36 J

Total Malfunctions (US)	0
Therapy Not Compromised Malfunctions	0
Battery Malfunction	0
Electrical Component	0
Electrical Interconnect	0
Other Malfunction	0
Poss Early Battery Depltn	0
Software Malfunction	0
Therapy Compromised Malfunctions	0
Battery Malfunction	0
Electrical Component	0
Electrical Interconnect	0
Other Malfunction	0
Poss Early Battery Depltn	0
Software Malfunction	0



Curve Name

- Excluding Normal Battery Depletion
- Including Normal Battery Depletion

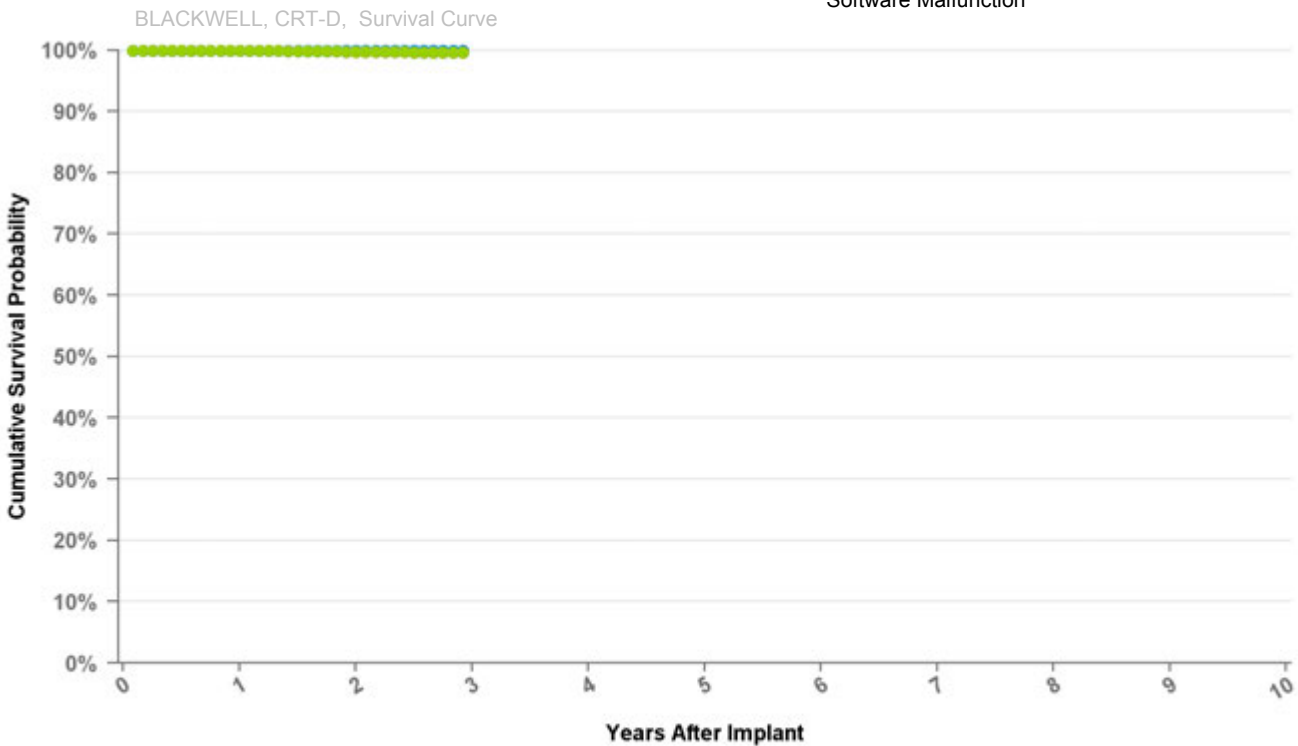
Years	1	2	at 35 mo
Excluding NBD	100.0%	100.0%	100.0%
Including NBD	100.0%	99.8%	99.6%
Effective Sample Size	57645	20659	177

Cardiac Resynchronization Therapy

DTBB1D1 Viva S

US Market Release Date	01/29/2013
CE Market Approval Date	
Registered US Implants	10,294
Estimated Active US Implants	9,373
Normal Battery Depletions (US)	14
NBG Code	DDE-DDDR
Max Delivered Energy	36 J

Total Malfunctions (US)	2
Therapy Not Compromised Malfunctions	1
Battery Malfunction	0
Electrical Component	1
Electrical Interconnect	0
Other Malfunction	0
Poss Early Battery Depltn	0
Software Malfunction	0
Therapy Compromised Malfunctions	1
Battery Malfunction	0
Electrical Component	1
Electrical Interconnect	0
Other Malfunction	0
Poss Early Battery Depltn	0
Software Malfunction	0



Curve Name

- Excluding Normal Battery Depletion
- Including Normal Battery Depletion

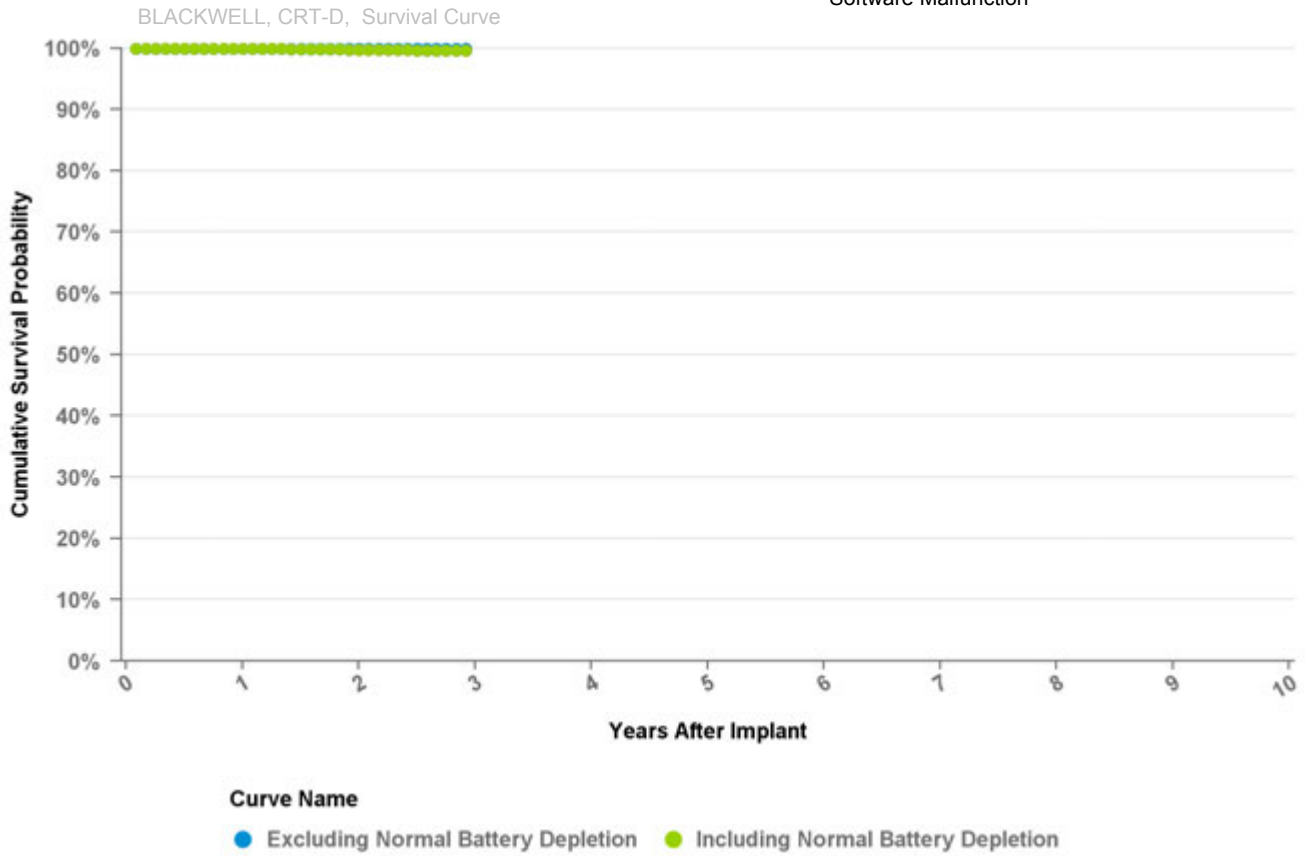
Years	1	2	at 35 mo
Excluding NBD	100.0%	100.0%	100.0%
Including NBD	100.0%	99.8%	99.6%
Effective Sample Size	57645	20659	177

Cardiac Resynchronization Therapy

DTBB1D4 Viva S

US Market Release Date	01/29/2013
CE Market Approval Date	
Registered US Implants	3,426
Estimated Active US Implants	3,182
Normal Battery Depletions (US)	6
NBG Code	DDE-DDDR
Max Delivered Energy	36 J

Total Malfunctions (US)	0
Therapy Not Compromised Malfunctions	0
Battery Malfunction	0
Electrical Component	0
Electrical Interconnect	0
Other Malfunction	0
Poss Early Battery Depltn	0
Software Malfunction	0
Therapy Compromised Malfunctions	0
Battery Malfunction	0
Electrical Component	0
Electrical Interconnect	0
Other Malfunction	0
Poss Early Battery Depltn	0
Software Malfunction	0



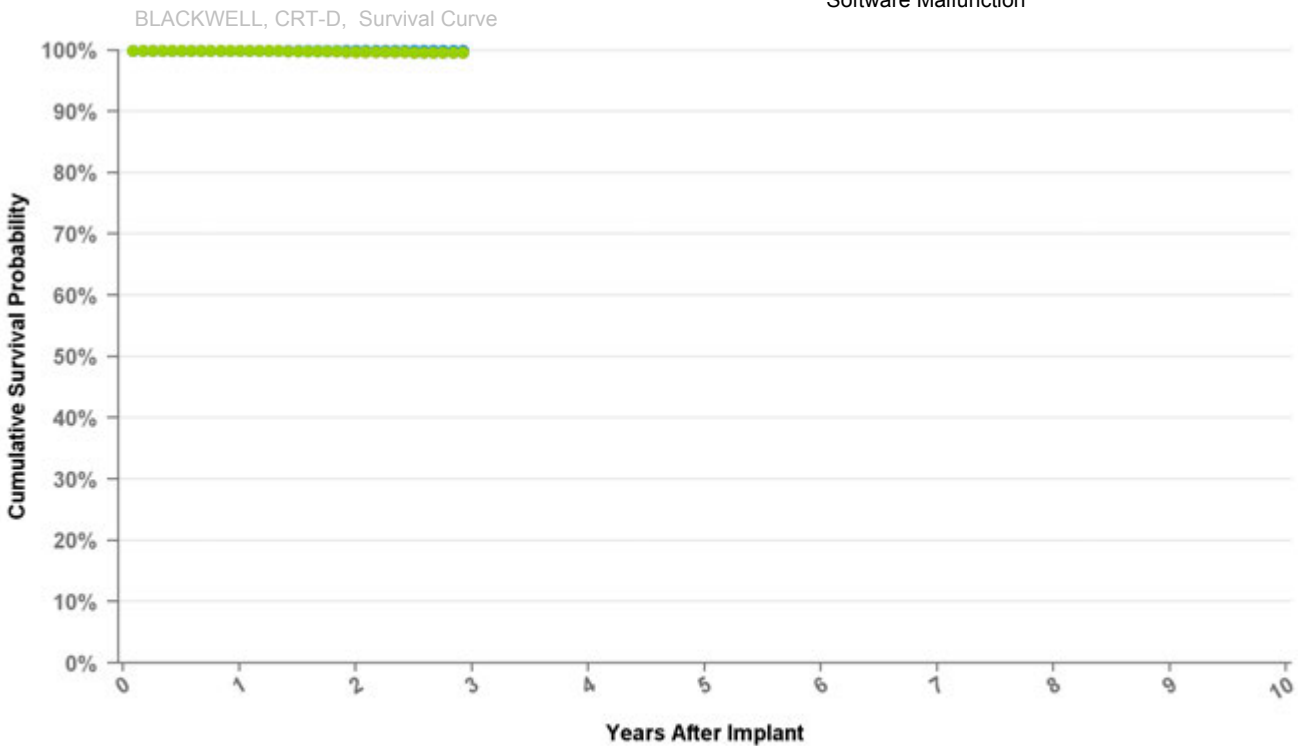
Years	1	2	at 35 mo
Excluding NBD	100.0%	100.0%	100.0%
Including NBD	100.0%	99.8%	99.6%
Effective Sample Size	57645	20659	177

Cardiac Resynchronization Therapy

DTBB1Q1 Viva Quad S

US Market Release Date	07/03/2014
CE Market Approval Date	
Registered US Implants	1,190
Estimated Active US Implants	1,132
Normal Battery Depletions (US)	1
NBG Code	DDE-DDDR
Max Delivered Energy	36 J

Total Malfunctions (US)	1
Therapy Not Compromised Malfunctions	1
Battery Malfunction	0
Electrical Component	1
Electrical Interconnect	0
Other Malfunction	0
Poss Early Battery Depltn	0
Software Malfunction	0
Therapy Compromised Malfunctions	0
Battery Malfunction	0
Electrical Component	0
Electrical Interconnect	0
Other Malfunction	0
Poss Early Battery Depltn	0
Software Malfunction	0



Curve Name

- Excluding Normal Battery Depletion
- Including Normal Battery Depletion

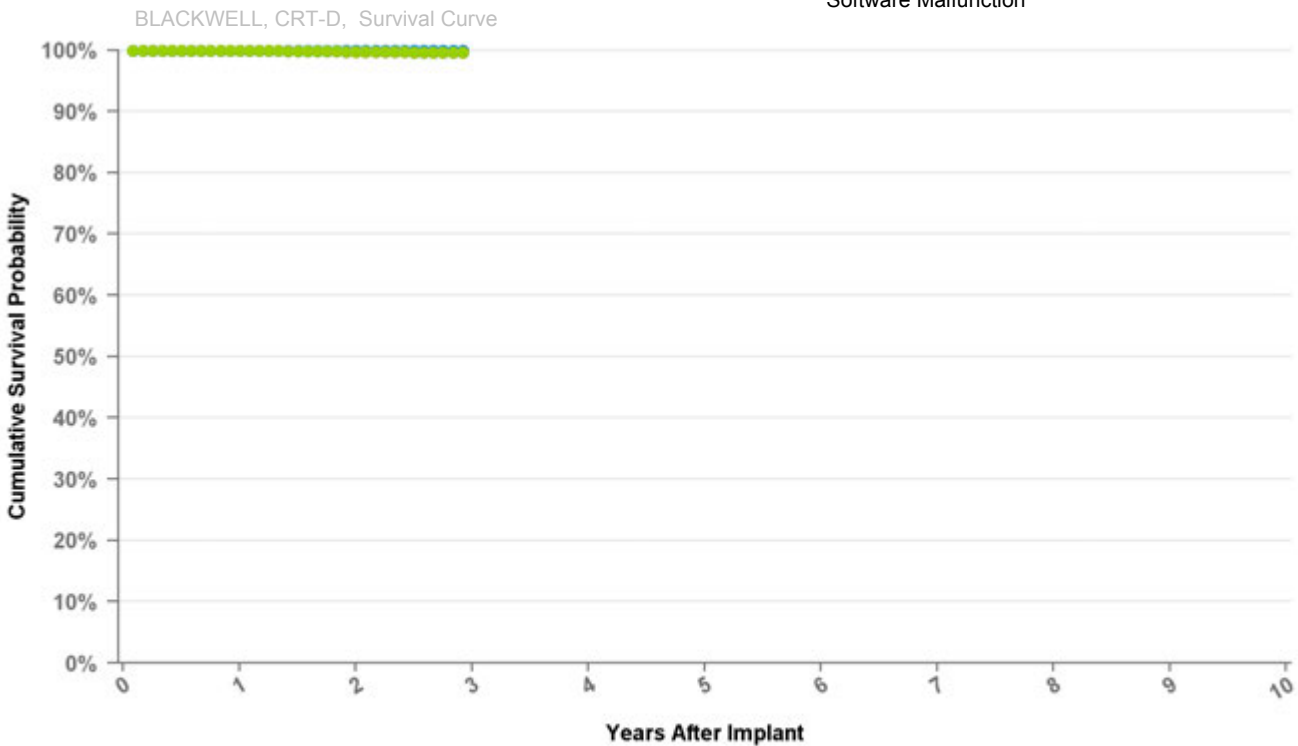
Years	1	2	at 35 mo
Excluding NBD	100.0%	100.0%	100.0%
Including NBD	100.0%	99.8%	99.6%
Effective Sample Size	57645	20659	177

Cardiac Resynchronization Therapy

DTBB1QQ Viva Quad S

US Market Release Date	07/03/2014
CE Market Approval Date	
Registered US Implants	3,116
Estimated Active US Implants	3,035
Normal Battery Depletions (US)	0
NBG Code	DDE-DDDR
Max Delivered Energy	36 J

Total Malfunctions (US)	0
Therapy Not Compromised Malfunctions	0
Battery Malfunction	0
Electrical Component	0
Electrical Interconnect	0
Other Malfunction	0
Poss Early Battery Depltn	0
Software Malfunction	0
Therapy Compromised Malfunctions	0
Battery Malfunction	0
Electrical Component	0
Electrical Interconnect	0
Other Malfunction	0
Poss Early Battery Depltn	0
Software Malfunction	0



Curve Name

- Excluding Normal Battery Depletion
- Including Normal Battery Depletion

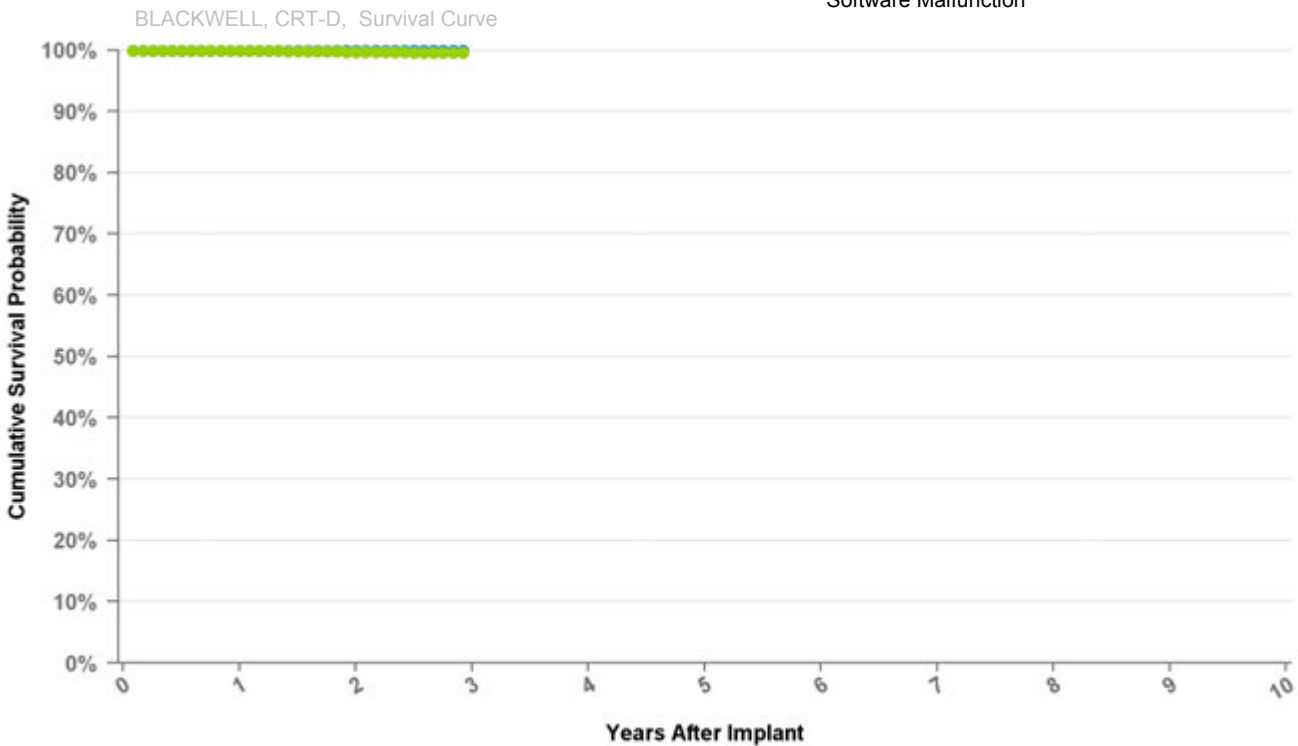
Years	1	2	at 35 mo
Excluding NBD	100.0%	100.0%	100.0%
Including NBD	100.0%	99.8%	99.6%
Effective Sample Size	57645	20659	177

Cardiac Resynchronization Therapy

DTBB2D1 Viva S

US Market Release Date	
CE Market Approval Date	08/08/2012
Registered US Implants	0
Estimated Active US Implants	0
Normal Battery Depletions (US)	0
NBG Code	DDE-DDDR
Max Delivered Energy	36 J

Total Malfunctions (US)	0
Therapy Not Compromised Malfunctions	0
Battery Malfunction	0
Electrical Component	0
Electrical Interconnect	0
Other Malfunction	0
Poss Early Battery Depltn	0
Software Malfunction	0
Therapy Compromised Malfunctions	0
Battery Malfunction	0
Electrical Component	0
Electrical Interconnect	0
Other Malfunction	0
Poss Early Battery Depltn	0
Software Malfunction	0



Curve Name

- Excluding Normal Battery Depletion
- Including Normal Battery Depletion

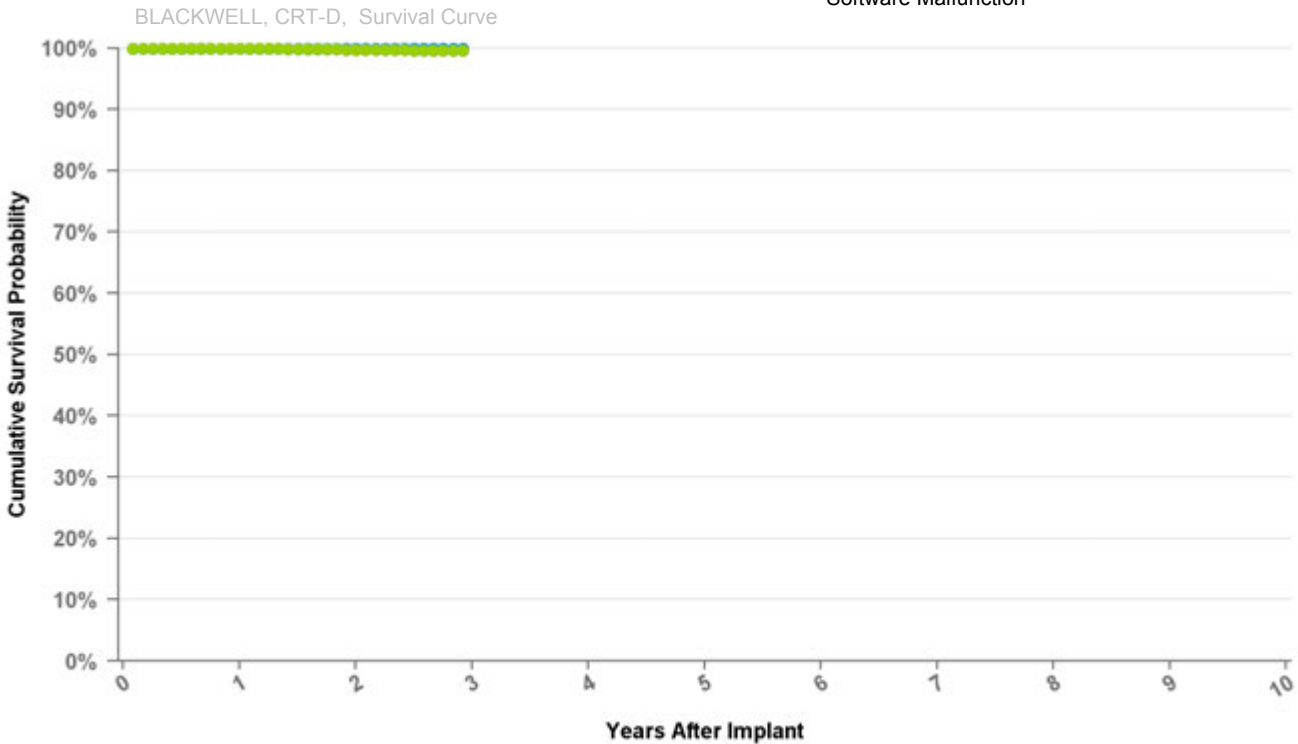
Years	1	2	at 35 mo
Excluding NBD	100.0%	100.0%	100.0%
Including NBD	100.0%	99.8%	99.6%
Effective Sample Size	57645	20659	177

Cardiac Resynchronization Therapy

DTBB2D4 Viva S

US Market Release Date	
CE Market Approval Date	08/08/2012
Registered US Implants	0
Estimated Active US Implants	0
Normal Battery Depletions (US)	0
NBG Code	DDE-DDDR
Max Delivered Energy	36 J

Total Malfunctions (US)	0
Therapy Not Compromised Malfunctions	0
Battery Malfunction	0
Electrical Component	0
Electrical Interconnect	0
Other Malfunction	0
Poss Early Battery Depltn	0
Software Malfunction	0
Therapy Compromised Malfunctions	0
Battery Malfunction	0
Electrical Component	0
Electrical Interconnect	0
Other Malfunction	0
Poss Early Battery Depltn	0
Software Malfunction	0



Curve Name

- Excluding Normal Battery Depletion
- Including Normal Battery Depletion

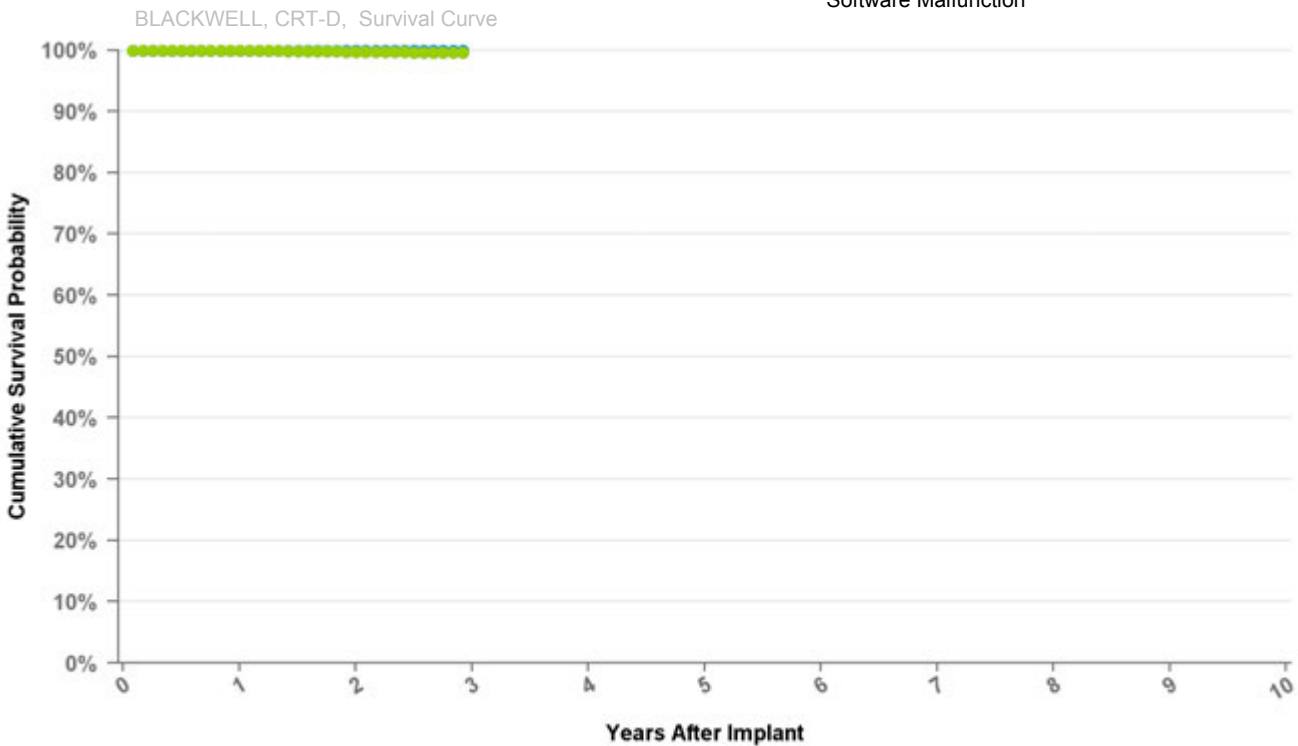
Years	1	2	at 35 mo
Excluding NBD	100.0%	100.0%	100.0%
Including NBD	100.0%	99.8%	99.6%
Effective Sample Size	57645	20659	177

Cardiac Resynchronization Therapy

DTBB2QQ Viva Quad S

US Market Release Date	
CE Market Approval Date	08/08/2012
Registered US Implants	1
Estimated Active US Implants	1
Normal Battery Depletions (US)	0
NBG Code	DDE-DDDR
Max Delivered Energy	36 J

Total Malfunctions (US)	0
Therapy Not Compromised Malfunctions	0
Battery Malfunction	0
Electrical Component	0
Electrical Interconnect	0
Other Malfunction	0
Poss Early Battery Depltn	0
Software Malfunction	0
Therapy Compromised Malfunctions	0
Battery Malfunction	0
Electrical Component	0
Electrical Interconnect	0
Other Malfunction	0
Poss Early Battery Depltn	0
Software Malfunction	0



Curve Name

- Excluding Normal Battery Depletion
- Including Normal Battery Depletion

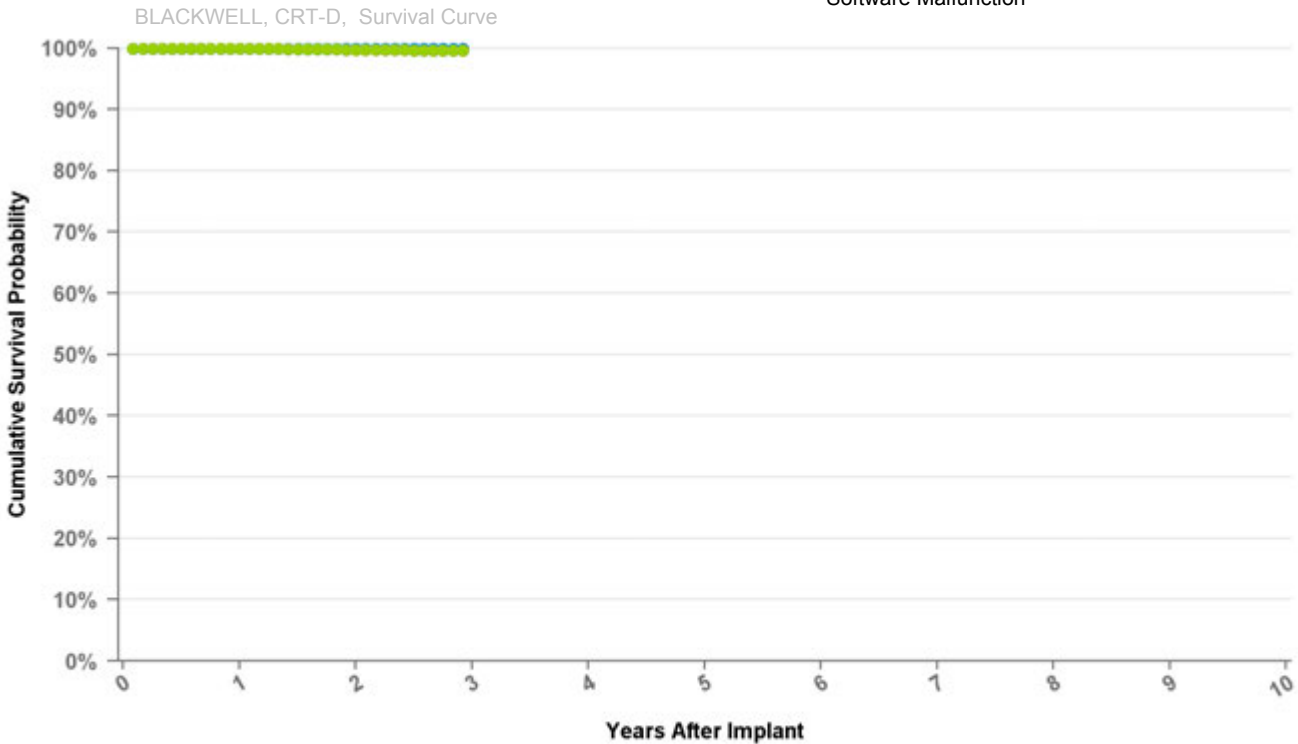
Years	1	2	at 35 mo
Excluding NBD	100.0%	100.0%	100.0%
Including NBD	100.0%	99.8%	99.6%
Effective Sample Size	57645	20659	177

Cardiac Resynchronization Therapy

DTBC2D1 Brava

US Market Release Date	
CE Market Approval Date	08/08/2012
Registered US Implants	0
Estimated Active US Implants	0
Normal Battery Depletions (US)	0
NBG Code	VVE-DDDR
Max Delivered Energy	36 J

Total Malfunctions (US)	0
Therapy Not Compromised Malfunctions	0
Battery Malfunction	0
Electrical Component	0
Electrical Interconnect	0
Other Malfunction	0
Poss Early Battery Depltn	0
Software Malfunction	0
Therapy Compromised Malfunctions	0
Battery Malfunction	0
Electrical Component	0
Electrical Interconnect	0
Other Malfunction	0
Poss Early Battery Depltn	0
Software Malfunction	0



Curve Name

- Excluding Normal Battery Depletion
- Including Normal Battery Depletion

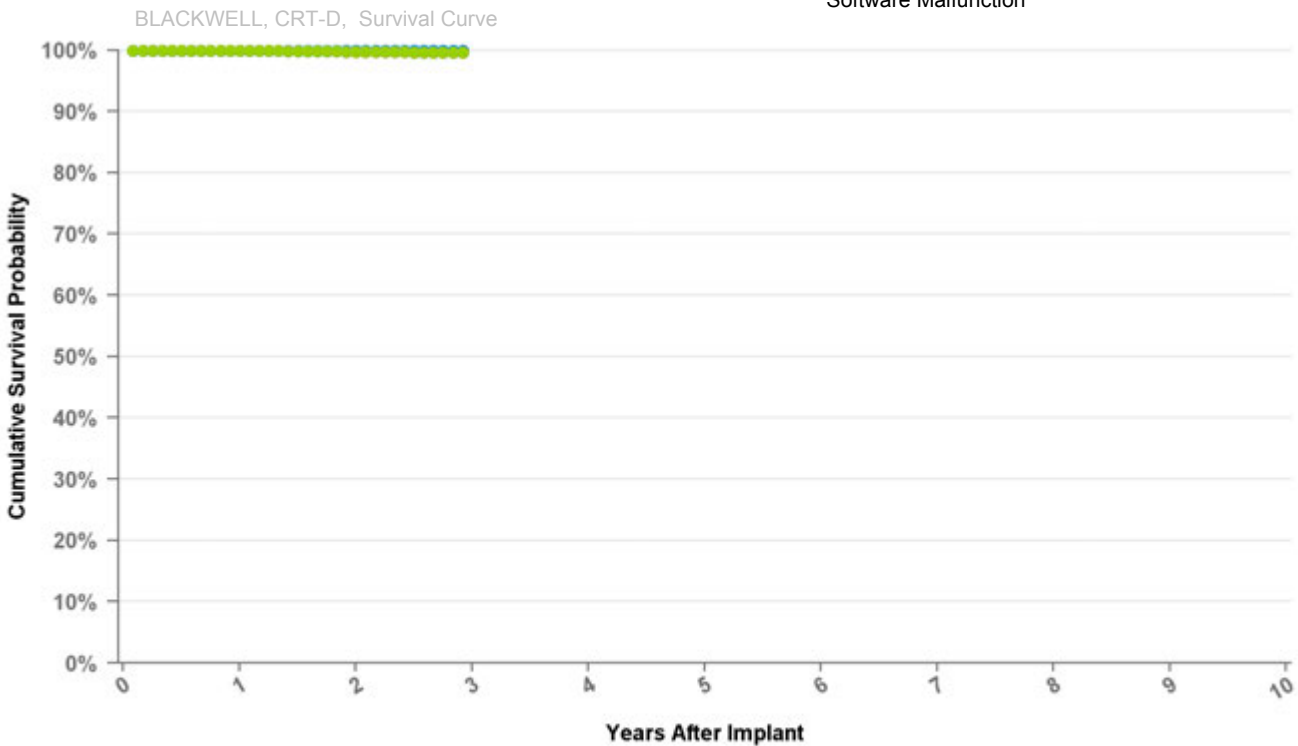
Years	1	2	at 35 mo
Excluding NBD	100.0%	100.0%	100.0%
Including NBD	100.0%	99.8%	99.6%
Effective Sample Size	57645	20659	177

Cardiac Resynchronization Therapy

DTBC2D4 Brava

US Market Release Date	
CE Market Approval Date	08/08/2012
Registered US Implants	0
Estimated Active US Implants	0
Normal Battery Depletions (US)	0
NBG Code	VVE-DDDR
Max Delivered Energy	36 J

Total Malfunctions (US)	0
Therapy Not Compromised Malfunctions	0
Battery Malfunction	0
Electrical Component	0
Electrical Interconnect	0
Other Malfunction	0
Poss Early Battery Depltn	0
Software Malfunction	0
Therapy Compromised Malfunctions	0
Battery Malfunction	0
Electrical Component	0
Electrical Interconnect	0
Other Malfunction	0
Poss Early Battery Depltn	0
Software Malfunction	0



Curve Name

- Excluding Normal Battery Depletion
- Including Normal Battery Depletion

Years	1	2	at 35 mo
Excluding NBD	100.0%	100.0%	100.0%
Including NBD	100.0%	99.8%	99.6%
Effective Sample Size	57645	20659	177

Cardiac Resynchronization Therapy

DTBC2Q1 Brava Quad

US Market Release Date

CE Market Approval Date 09/12/2013

Registered US Implants 0

Estimated Active US Implants 0

Normal Battery Depletions (US) 0

NBG Code VVE-DDDR

Max Delivered Energy 36 J

Total Malfunctions (US) 0

Therapy Not Compromised Malfunctions

Battery Malfunction 0

Electrical Component 0

Electrical Interconnect 0

Other Malfunction 0

Poss Early Battery Depltn 0

Software Malfunction 0

Therapy Compromised Malfunctions

Battery Malfunction 0

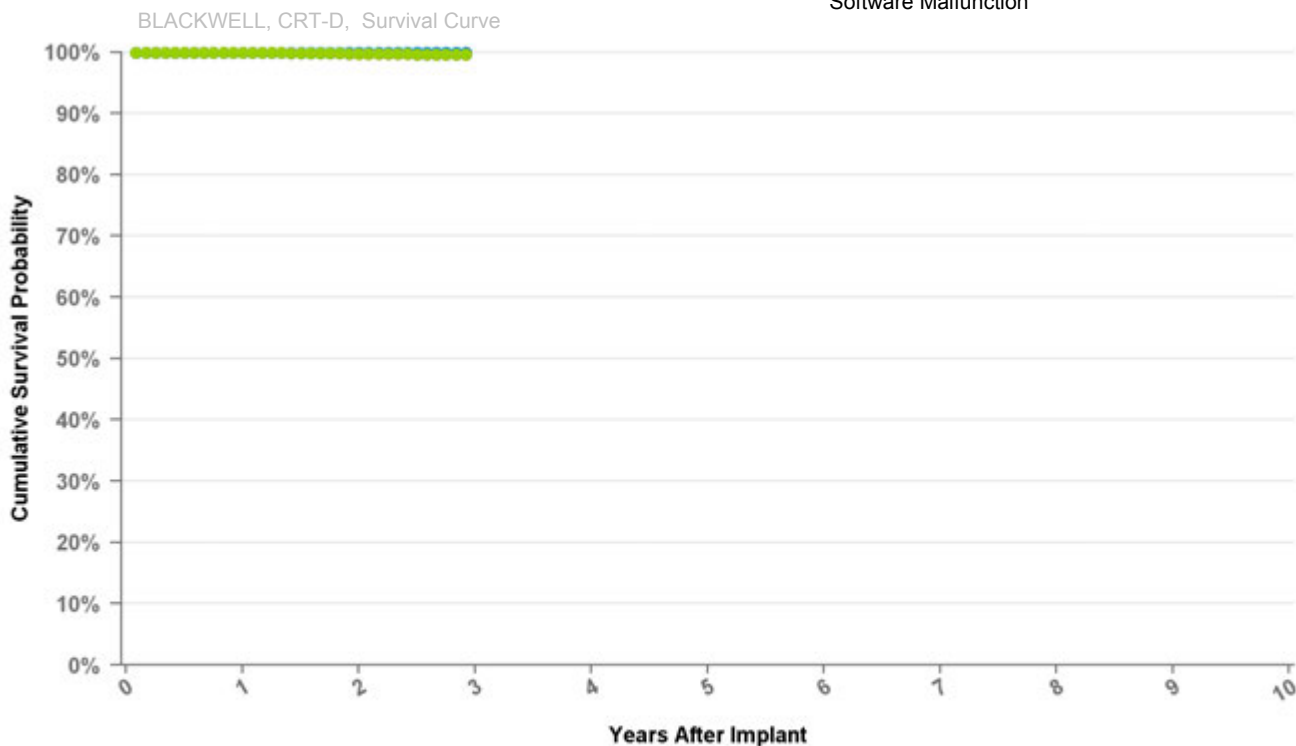
Electrical Component 0

Electrical Interconnect 0

Other Malfunction 0

Poss Early Battery Depltn 0

Software Malfunction 0



Curve Name

● Excluding Normal Battery Depletion ● Including Normal Battery Depletion

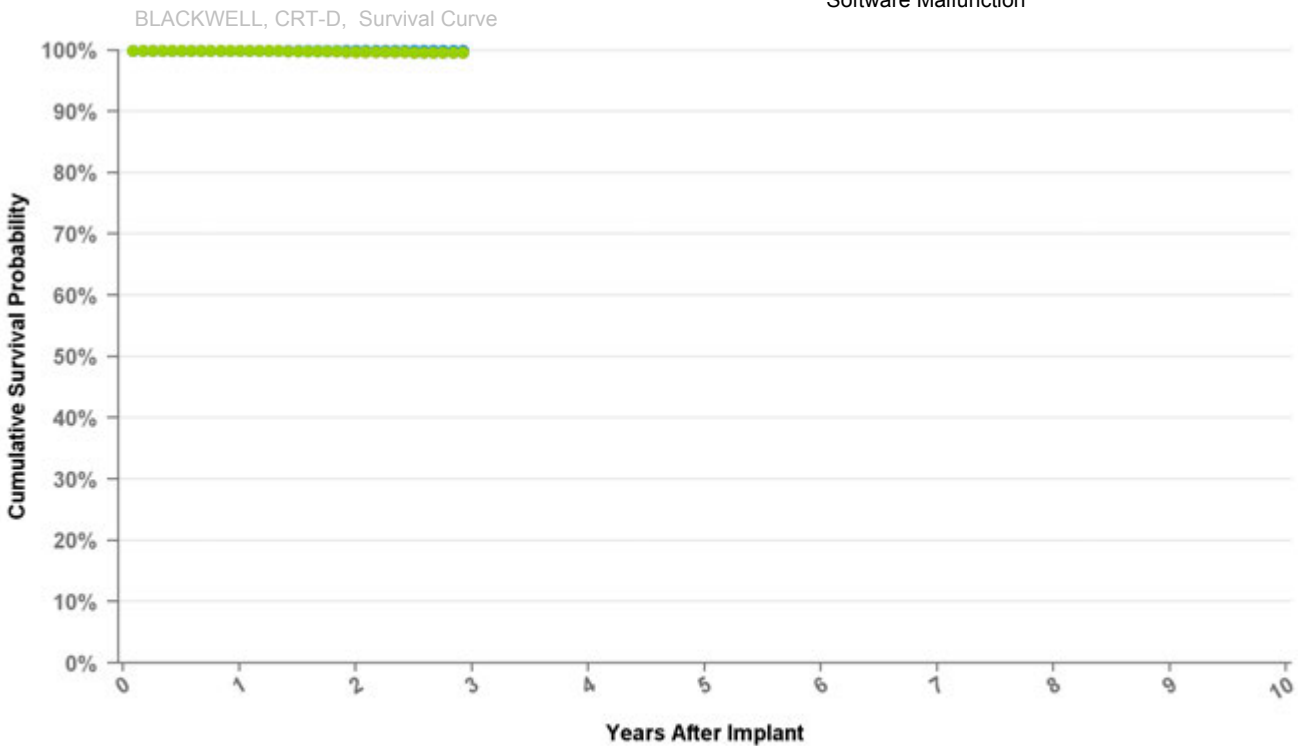
Years	1	2	at 35 mo
Excluding NBD	100.0%	100.0%	100.0%
Including NBD	100.0%	99.8%	99.6%
Effective Sample Size	57645	20659	177

Cardiac Resynchronization Therapy

DTBC2QQ Brava Quad

US Market Release Date	
CE Market Approval Date	08/08/2012
Registered US Implants	0
Estimated Active US Implants	0
Normal Battery Depletions (US)	0
NBG Code	VVE-DDDR
Max Delivered Energy	36 J

Total Malfunctions (US)	0
Therapy Not Compromised Malfunctions	0
Battery Malfunction	0
Electrical Component	0
Electrical Interconnect	0
Other Malfunction	0
Poss Early Battery Depltn	0
Software Malfunction	0
Therapy Compromised Malfunctions	0
Battery Malfunction	0
Electrical Component	0
Electrical Interconnect	0
Other Malfunction	0
Poss Early Battery Depltn	0
Software Malfunction	0



Curve Name

- Excluding Normal Battery Depletion
- Including Normal Battery Depletion

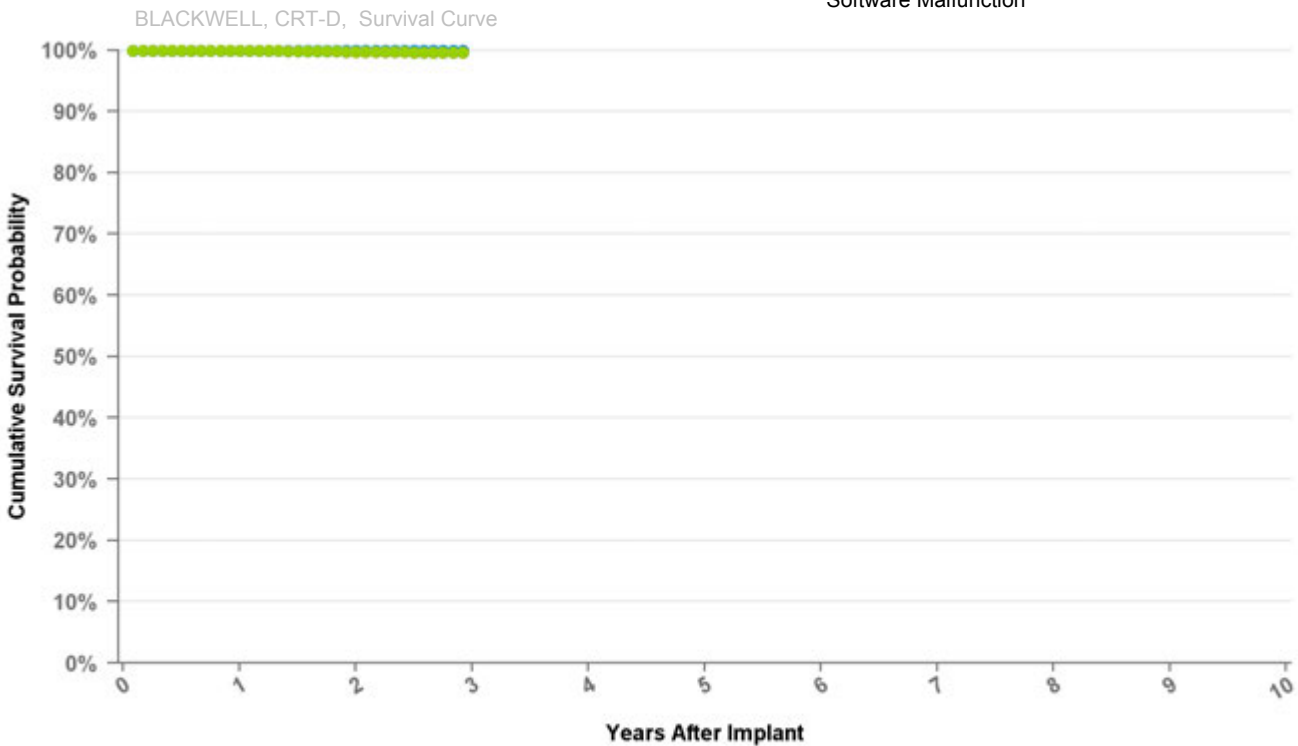
Years	1	2	at 35 mo
Excluding NBD	100.0%	100.0%	100.0%
Including NBD	100.0%	99.8%	99.6%
Effective Sample Size	57645	20659	177

Cardiac Resynchronization Therapy

DTBX1QQ Viva Quad C

US Market Release Date	07/03/2014
CE Market Approval Date	
Registered US Implants	638
Estimated Active US Implants	589
Normal Battery Depletions (US)	1
NBG Code	DDE-DDDR
Max Delivered Energy	36 J

Total Malfunctions (US)	1
Therapy Not Compromised Malfunctions	1
Battery Malfunction	0
Electrical Component	1
Electrical Interconnect	0
Other Malfunction	0
Poss Early Battery Depltn	0
Software Malfunction	0
Therapy Compromised Malfunctions	0
Battery Malfunction	0
Electrical Component	0
Electrical Interconnect	0
Other Malfunction	0
Poss Early Battery Depltn	0
Software Malfunction	0



Curve Name

- Excluding Normal Battery Depletion
- Including Normal Battery Depletion

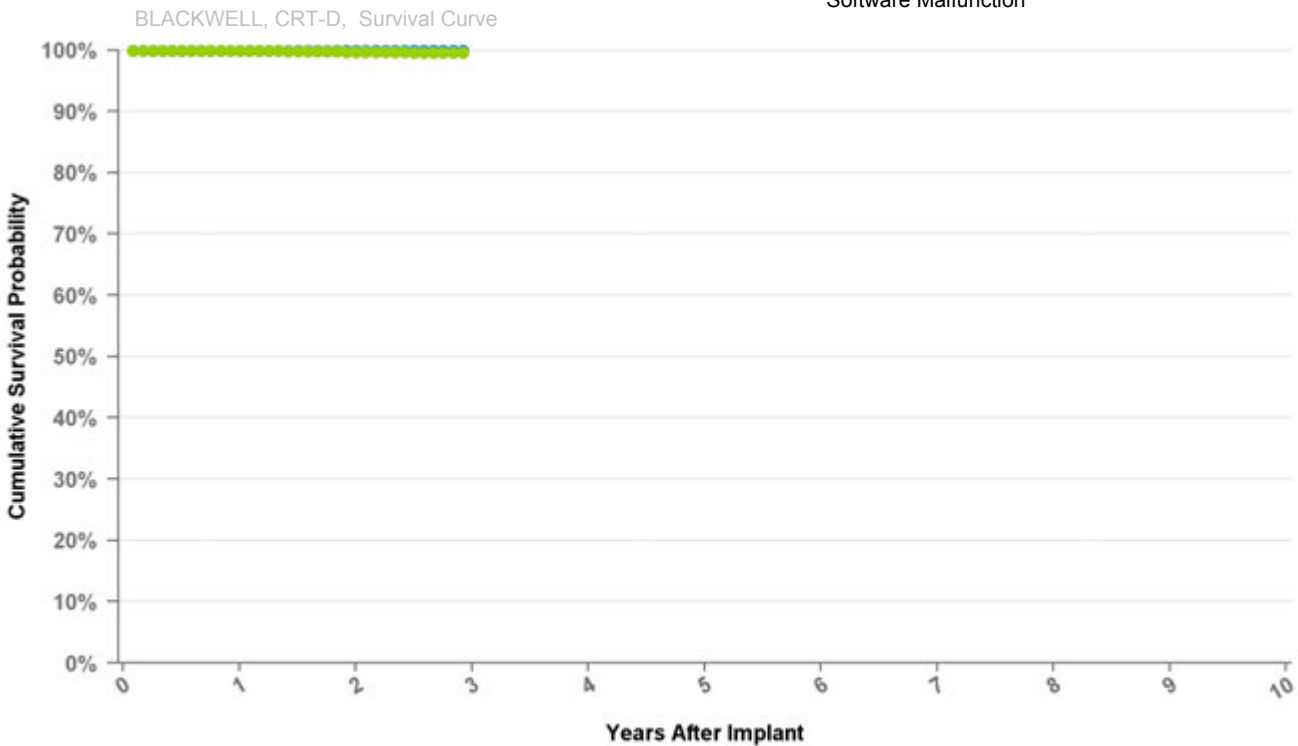
Years	1	2	at 35 mo
Excluding NBD	100.0%	100.0%	100.0%
Including NBD	100.0%	99.8%	99.6%
Effective Sample Size	57645	20659	177

Cardiac Resynchronization Therapy

DTBX2QQ Viva Quad C

US Market Release Date	
CE Market Approval Date	06/28/2011
Registered US Implants	0
Estimated Active US Implants	0
Normal Battery Depletions (US)	0
NBG Code	DDE-DDDR
Max Delivered Energy	36 J

Total Malfunctions (US)	0
Therapy Not Compromised Malfunctions	0
Battery Malfunction	0
Electrical Component	0
Electrical Interconnect	0
Other Malfunction	0
Poss Early Battery Depltn	0
Software Malfunction	0
Therapy Compromised Malfunctions	0
Battery Malfunction	0
Electrical Component	0
Electrical Interconnect	0
Other Malfunction	0
Poss Early Battery Depltn	0
Software Malfunction	0



Curve Name

- Excluding Normal Battery Depletion
- Including Normal Battery Depletion

Years	1	2	at 35 mo
Excluding NBD	100.0%	100.0%	100.0%
Including NBD	100.0%	99.8%	99.6%
Effective Sample Size	57645	20659	177

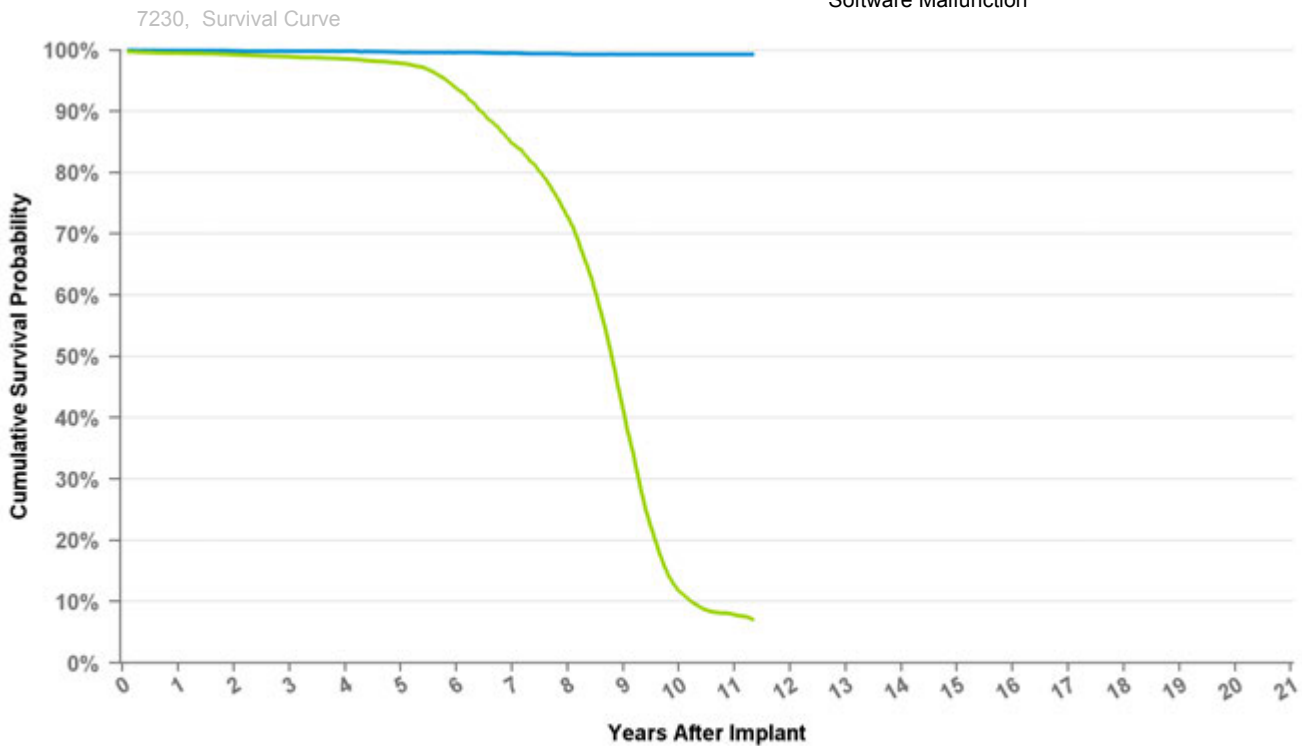
Implantable Cardioverter Defibrillator

7230B

Marquis VR

US Market Release Date	12/17/2002
CE Market Approval Date	08/21/2002
Registered US Implants	237
Estimated Active US Implants	12
Normal Battery Depletions (US)	26
NBG Code	VVE-VVIR
Max Delivered Energy	30J

Total Malfunctions (US)	1
Therapy Not Compromised Malfunctions	0
Battery Malfunction	0
Electrical Component	0
Electrical Interconnect	0
Other Malfunction	0
Poss Early Battery Depltn	0
Software Malfunction	0
Therapy Compromised Malfunctions	1
Battery Malfunction	1
Electrical Component	0
Electrical Interconnect	0
Other Malfunction	0
Poss Early Battery Depltn	0
Software Malfunction	0



Curve Name

- Excluding Normal Battery Depletion
- Including Normal Battery Depletion

Years	1	2	3	4	5	6	7	8	9	10	11	at 136 mo
Excluding NBD	99.9%	99.9%	99.9%	99.8%	99.7%	99.6%	99.5%	99.4%	99.3%	99.3%	99.3%	99.3%
Including NBD	99.5%	99.3%	98.9%	98.6%	97.9%	93.7%	84.8%	72.8%	41.3%	11.8%	7.9%	7.1%
Effective Sample Size	16378	12669	10503	9387	8365	7277	6049	4810	2545	564	271	122

Implantable Cardioverter Defibrillator

7230Cx

Marquis VR

US Market Release Date 12/17/2002

CE Market Approval Date 04/10/2002

Registered US Implants 18,520

Estimated Active US Implants 1,274

Normal Battery Depletions (US) 3,403

NBG Code VVE-VVIR

Max Delivered Energy 30J

Total Malfunctions (US) 57

Therapy Not Compromised Malfunctions 31

Battery Malfunction 1

Electrical Component 14

Electrical Interconnect 0

Other Malfunction 1

Poss Early Battery Depltn 14

Software Malfunction 1

Therapy Compromised Malfunctions 26

Battery Malfunction 17

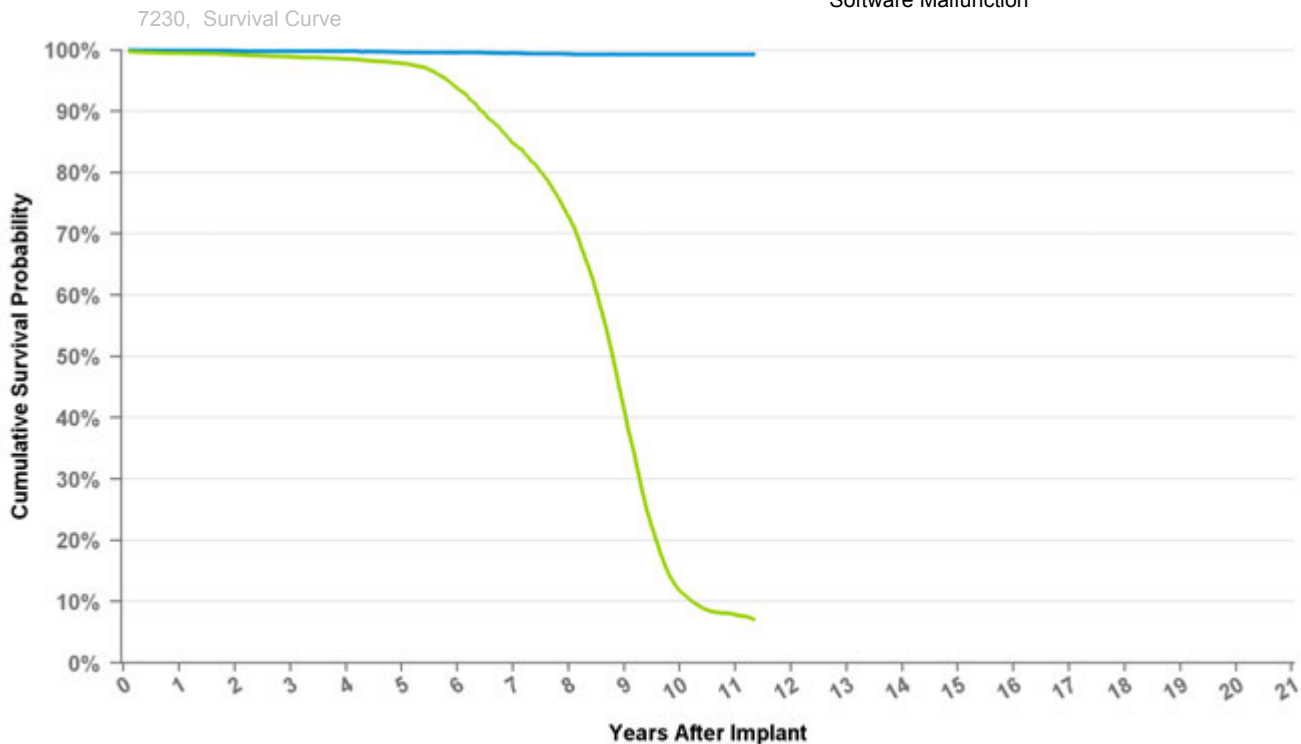
Electrical Component 9

Electrical Interconnect 0

Other Malfunction 0

Poss Early Battery Depltn 0

Software Malfunction 0



Curve Name

- Excluding Normal Battery Depletion
- Including Normal Battery Depletion

Years	1	2	3	4	5	6	7	8	9	10	11	at 136 mo
Excluding NBD	99.9%	99.9%	99.9%	99.8%	99.7%	99.6%	99.5%	99.4%	99.3%	99.3%	99.3%	99.3%
Including NBD	99.5%	99.3%	98.9%	98.6%	97.9%	93.7%	84.8%	72.8%	41.3%	11.8%	7.9%	7.1%
Effective Sample Size	16378	12669	10503	9387	8365	7277	6049	4810	2545	564	271	122

Implantable Cardioverter Defibrillator

7230E

Marquis VR

US Market Release Date 12/17/2002

CE Market Approval Date 08/21/2002

Registered US Implants 633

Estimated Active US Implants 42

Normal Battery Depletions (US) 78

NBG Code VVE-VVIR

Max Delivered Energy 30J

Total Malfunctions (US) 3

Therapy Not Compromised Malfunctions 1

Battery Malfunction 0

Electrical Component 1

Electrical Interconnect 0

Other Malfunction 0

Poss Early Battery Depltn 0

Software Malfunction 0

Therapy Compromised Malfunctions 2

Battery Malfunction 2

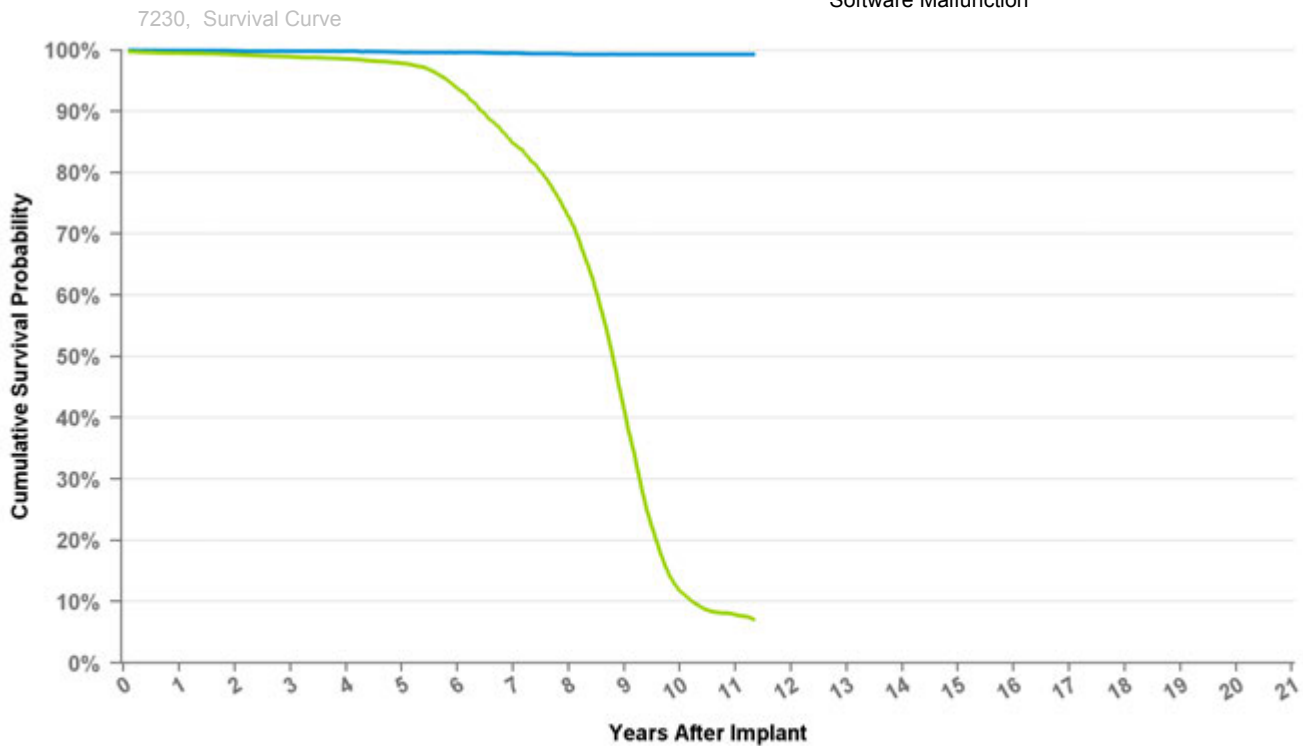
Electrical Component 0

Electrical Interconnect 0

Other Malfunction 0

Poss Early Battery Depltn 0

Software Malfunction 0



Curve Name

● Excluding Normal Battery Depletion ● Including Normal Battery Depletion

Years	1	2	3	4	5	6	7	8	9	10	11	at 136 mo
Excluding NBD	99.9%	99.9%	99.9%	99.8%	99.7%	99.6%	99.5%	99.4%	99.3%	99.3%	99.3%	99.3%
Including NBD	99.5%	99.3%	98.9%	98.6%	97.9%	93.7%	84.8%	72.8%	41.3%	11.8%	7.9%	7.1%
Effective Sample Size	16378	12669	10503	9387	8365	7277	6049	4810	2545	564	271	122

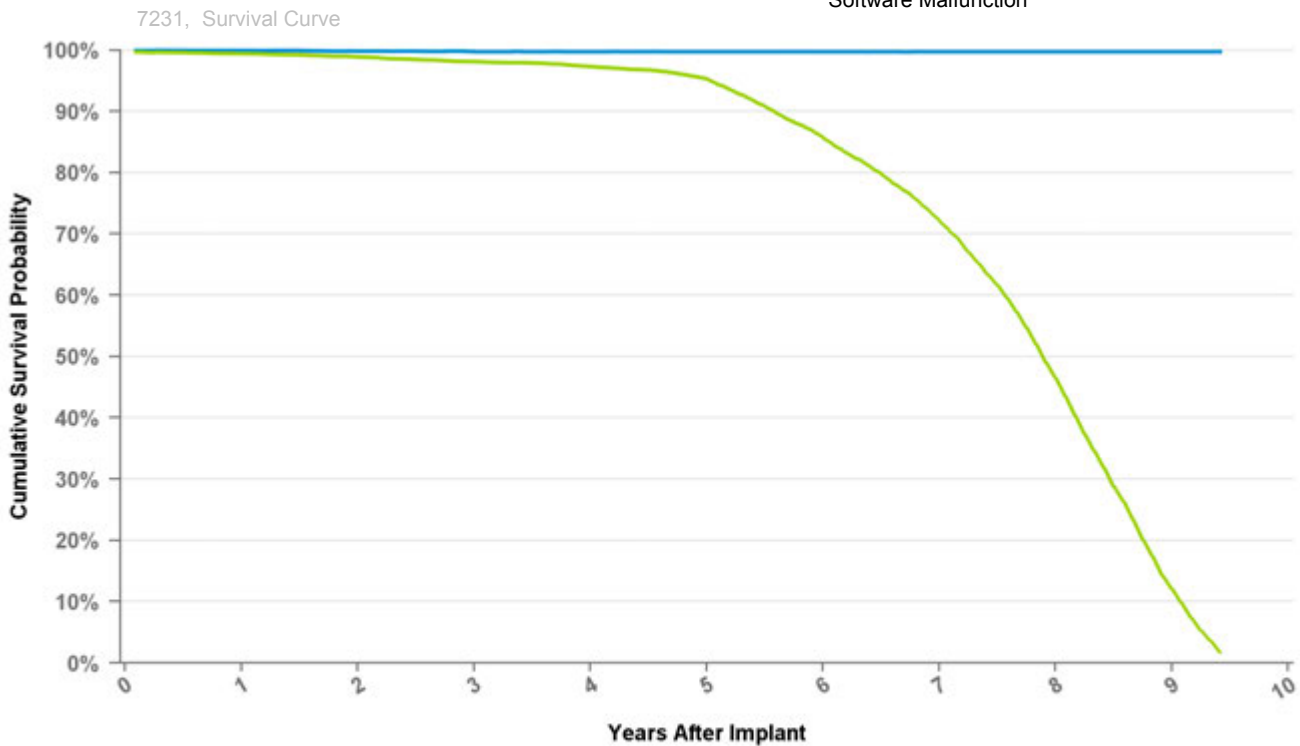
Implantable Cardioverter Defibrillator

7231Cx

GEM III VR

US Market Release Date	12/12/2000
CE Market Approval Date	12/08/2000
Registered US Implants	17,493
Estimated Active US Implants	1,010
Normal Battery Depletions (US)	3,986
NBG Code	VVE-VVIR
Max Delivered Energy	30J

Total Malfunctions (US)	35
Therapy Not Compromised Malfunctions	25
Battery Malfunction	1
Electrical Component	20
Electrical Interconnect	0
Other Malfunction	0
Poss Early Battery Depltn	4
Software Malfunction	0
Therapy Compromised Malfunctions	10
Battery Malfunction	1
Electrical Component	8
Electrical Interconnect	1
Other Malfunction	0
Poss Early Battery Depltn	0
Software Malfunction	0



Curve Name

- Excluding Normal Battery Depletion
- Including Normal Battery Depletion

Years	1	2	3	4	5	6	7	8	9	at 113 mo
Excluding NBD	99.9%	99.9%	99.8%	99.8%	99.8%	99.7%	99.7%	99.7%	99.7%	99.7%
Including NBD	99.4%	98.9%	98.1%	97.3%	95.3%	85.7%	72.1%	46.6%	12.1%	1.8%
Effective Sample Size	14737	13127	11568	10128	8768	7184	5507	3186	700	126

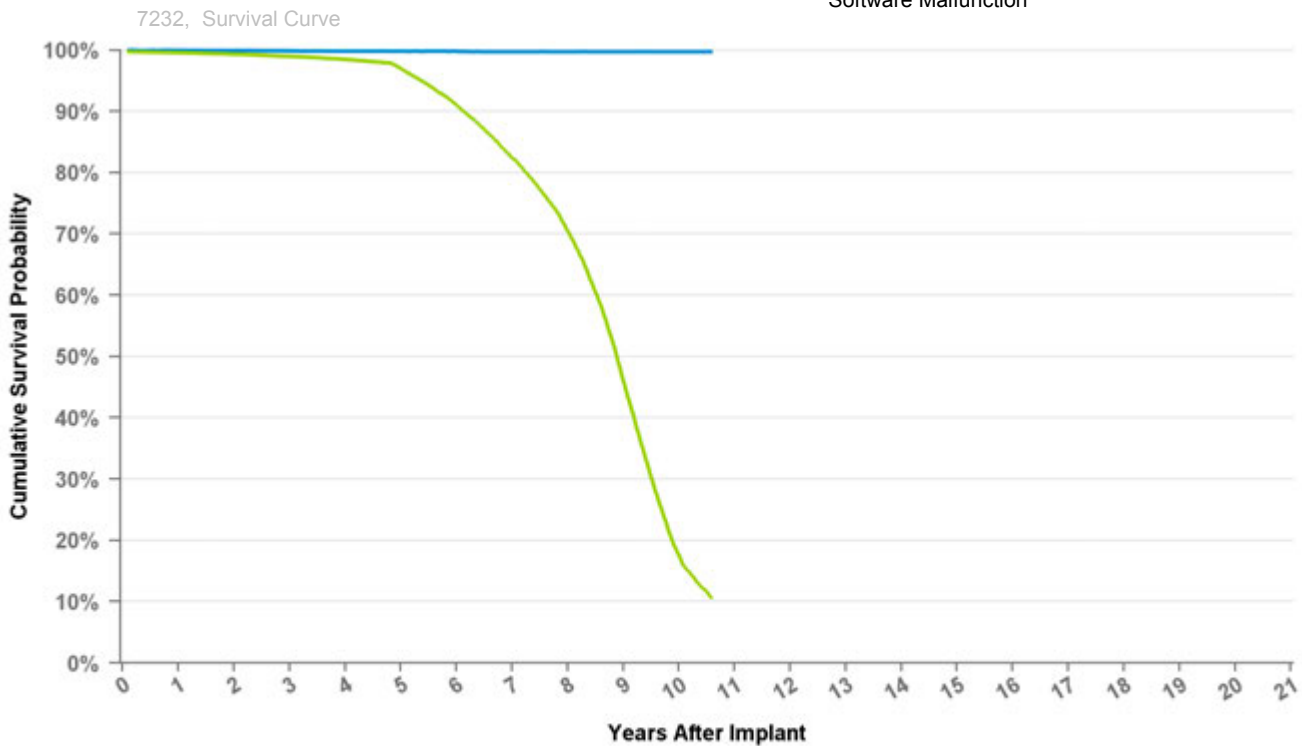
Implantable Cardioverter Defibrillator

7232B

Maximo VR

US Market Release Date	10/06/2003
CE Market Approval Date	10/22/2004
Registered US Implants	170
Estimated Active US Implants	38
Normal Battery Depletions (US)	30
NBG Code	VVE-VVIR
Max Delivered Energy	35J

Total Malfunctions (US)	0
Therapy Not Compromised Malfunctions	0
Battery Malfunction	0
Electrical Component	0
Electrical Interconnect	0
Other Malfunction	0
Poss Early Battery Depltn	0
Software Malfunction	0
Therapy Compromised Malfunctions	0
Battery Malfunction	0
Electrical Component	0
Electrical Interconnect	0
Other Malfunction	0
Poss Early Battery Depltn	0
Software Malfunction	0



Curve Name

- Excluding Normal Battery Depletion
- Including Normal Battery Depletion

Years	1	2	3	4	5	6	7	8	9	10	at 127 mo
Excluding NBD	100.0%	99.9%	99.9%	99.8%	99.8%	99.8%	99.8%	99.8%	99.8%	99.8%	99.8%
Including NBD	99.6%	99.3%	99.0%	98.5%	97.0%	91.0%	82.5%	70.5%	46.1%	17.6%	10.7%
Effective Sample Size	38006	34089	30469	26909	23718	20573	17316	13543	7846	1922	272

Implantable Cardioverter Defibrillator

7232Cx

Maximo VR

US Market Release Date 10/06/2003

CE Market Approval Date 10/28/2003

Registered US Implants 43,672

Estimated Active US Implants 6,251

Normal Battery Depletions (US) 9,982

NBG Code VVE-VVIR

Max Delivered Energy 35J

Total Malfunctions (US) 76

Therapy Not Compromised Malfunctions 61

Battery Malfunction 0

Electrical Component 28

Electrical Interconnect 0

Other Malfunction 6

Poss Early Battery Depltn 25

Software Malfunction 2

Therapy Compromised Malfunctions 15

Battery Malfunction 0

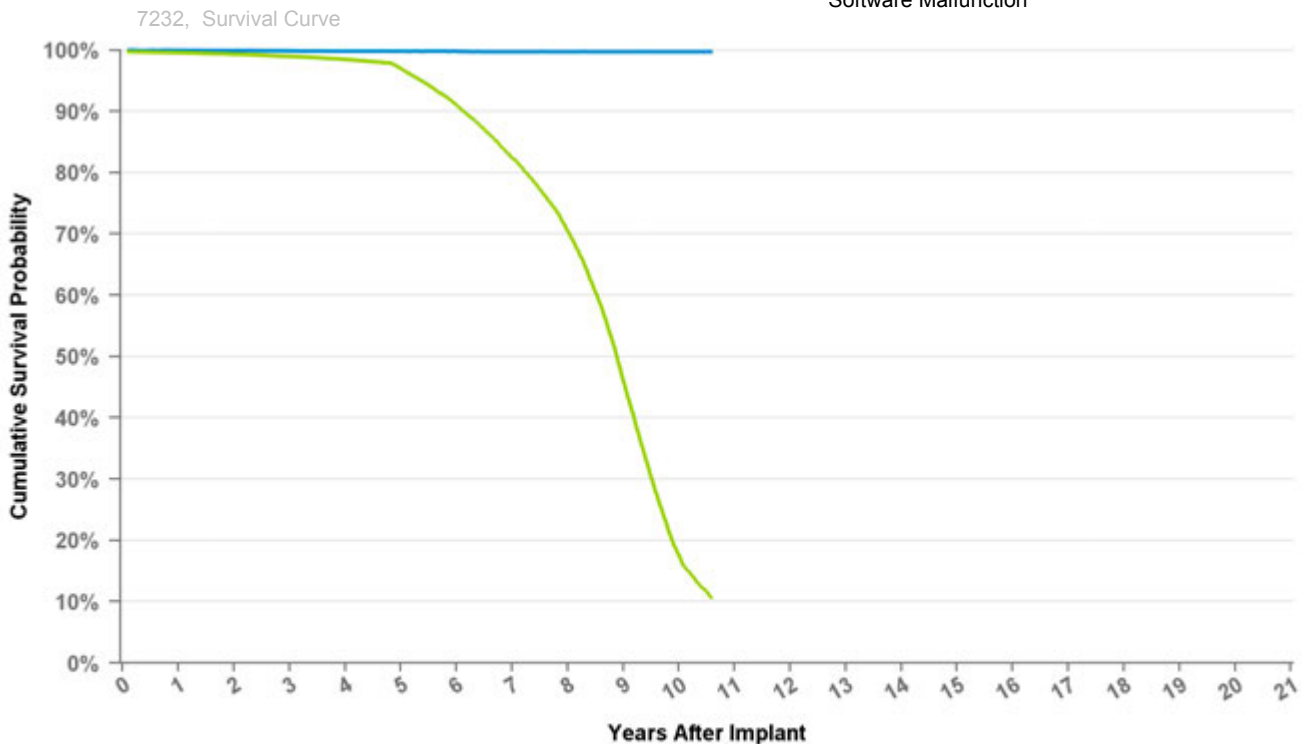
Electrical Component 12

Electrical Interconnect 1

Other Malfunction 1

Poss Early Battery Depltn 1

Software Malfunction 0



Curve Name

- Excluding Normal Battery Depletion
- Including Normal Battery Depletion

Years	1	2	3	4	5	6	7	8	9	10	at 127 mo
Excluding NBD	100.0%	99.9%	99.9%	99.8%	99.8%	99.8%	99.8%	99.8%	99.8%	99.8%	99.8%
Including NBD	99.6%	99.3%	99.0%	98.5%	97.0%	91.0%	82.5%	70.5%	46.1%	17.6%	10.7%
Effective Sample Size	38006	34089	30469	26909	23718	20573	17316	13543	7846	1922	272

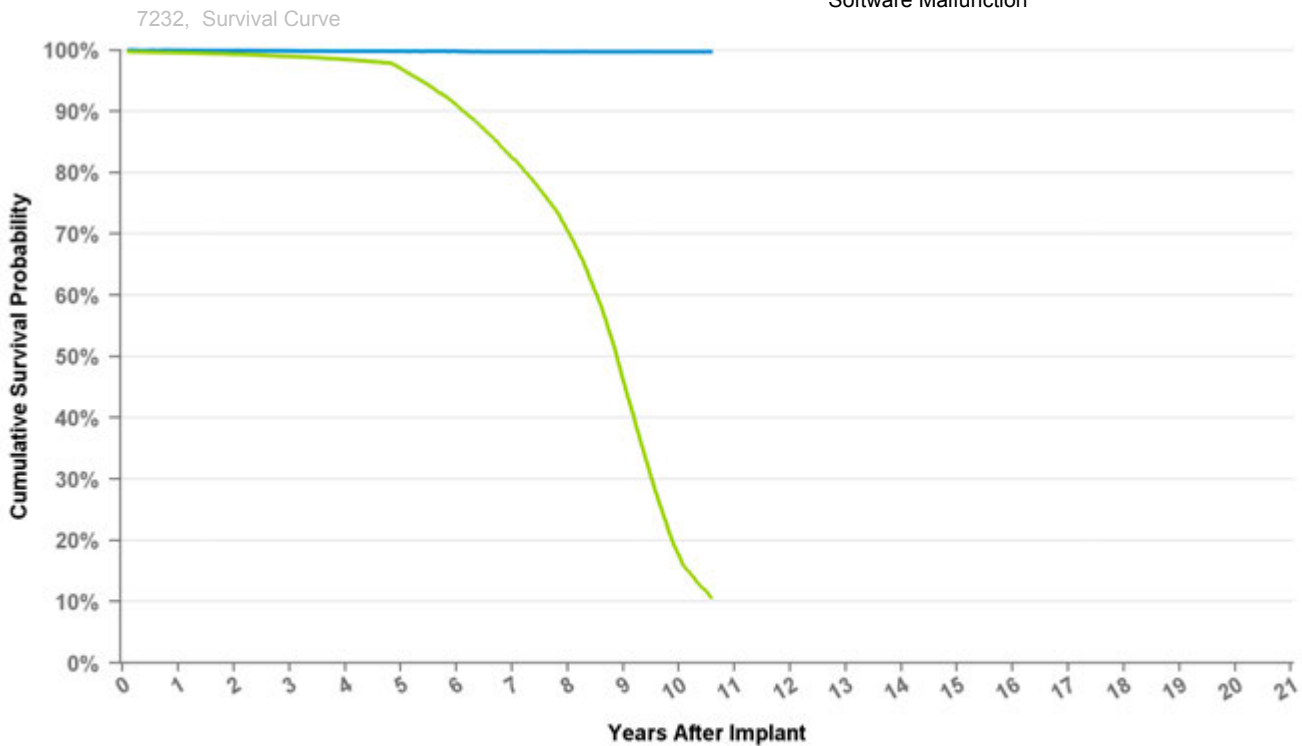
Implantable Cardioverter Defibrillator

7232E

Maximo VR

US Market Release Date	10/06/2003
CE Market Approval Date	10/22/2004
Registered US Implants	491
Estimated Active US Implants	106
Normal Battery Depletions (US)	65
NBG Code	VVE-VVIR
Max Delivered Energy	35J

Total Malfunctions (US)	1
Therapy Not Compromised Malfunctions	0
Battery Malfunction	0
Electrical Component	0
Electrical Interconnect	0
Other Malfunction	0
Poss Early Battery Depltn	0
Software Malfunction	0
Therapy Compromised Malfunctions	1
Battery Malfunction	0
Electrical Component	1
Electrical Interconnect	0
Other Malfunction	0
Poss Early Battery Depltn	0
Software Malfunction	0



Curve Name

- Excluding Normal Battery Depletion
- Including Normal Battery Depletion

Years	1	2	3	4	5	6	7	8	9	10	at 127 mo
Excluding NBD	100.0%	99.9%	99.9%	99.8%	99.8%	99.8%	99.8%	99.8%	99.8%	99.8%	99.8%
Including NBD	99.6%	99.3%	99.0%	98.5%	97.0%	91.0%	82.5%	70.5%	46.1%	17.6%	10.7%
Effective Sample Size	38006	34089	30469	26909	23718	20573	17316	13543	7846	1922	272

Implantable Cardioverter Defibrillator

7274

Marquis DR

Total Malfunctions (US)

196

Therapy Not Compromised Malfunctions

89

Battery Malfunction

6

Electrical Component

31

Electrical Interconnect

0

Other Malfunction

1

Poss Early Battery Depltn

51

Software Malfunction

0

Therapy Compromised Malfunctions

107

Battery Malfunction

80

Electrical Component

27

Electrical Interconnect

0

Other Malfunction

0

Poss Early Battery Depltn

0

Software Malfunction

0

US Market Release Date 03/01/2002

CE Market Approval Date 02/25/2002

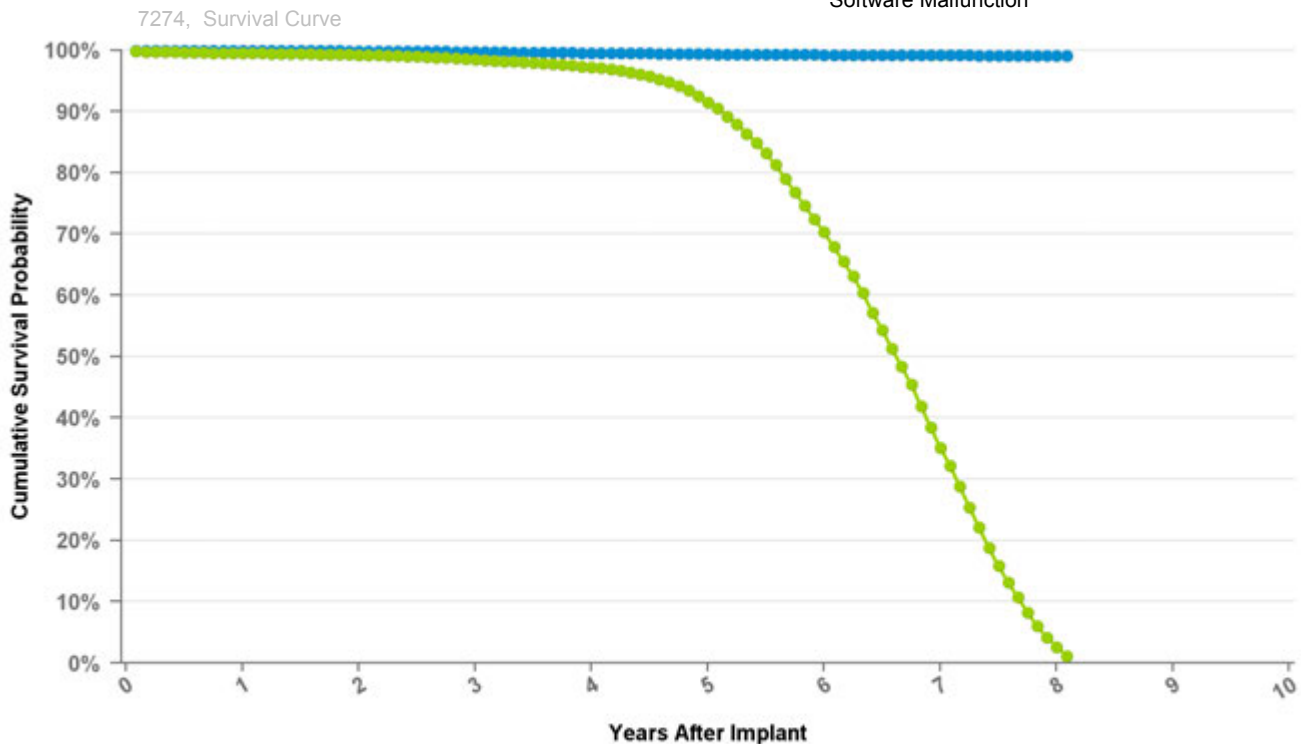
Registered US Implants 48,251

Estimated Active US Implants 1,848

Normal Battery Depletions (US) 9,113

NBG Code VVE-DDDR

Max Delivered Energy 30J



Curve Name

● Excluding Normal Battery Depletion

● Including Normal Battery Depletion

Years	1	2	3	4	5	6	7	8	at 97 mo
Excluding NBD	99.9%	99.9%	99.8%	99.6%	99.4%	99.2%	99.2%	99.1%	99.1%
Including NBD	99.5%	99.3%	98.5%	97.3%	91.5%	70.3%	35.2%	2.6%	1.2%
Effective Sample Size	41317	33101	25302	21420	17703	11996	5279	351	197

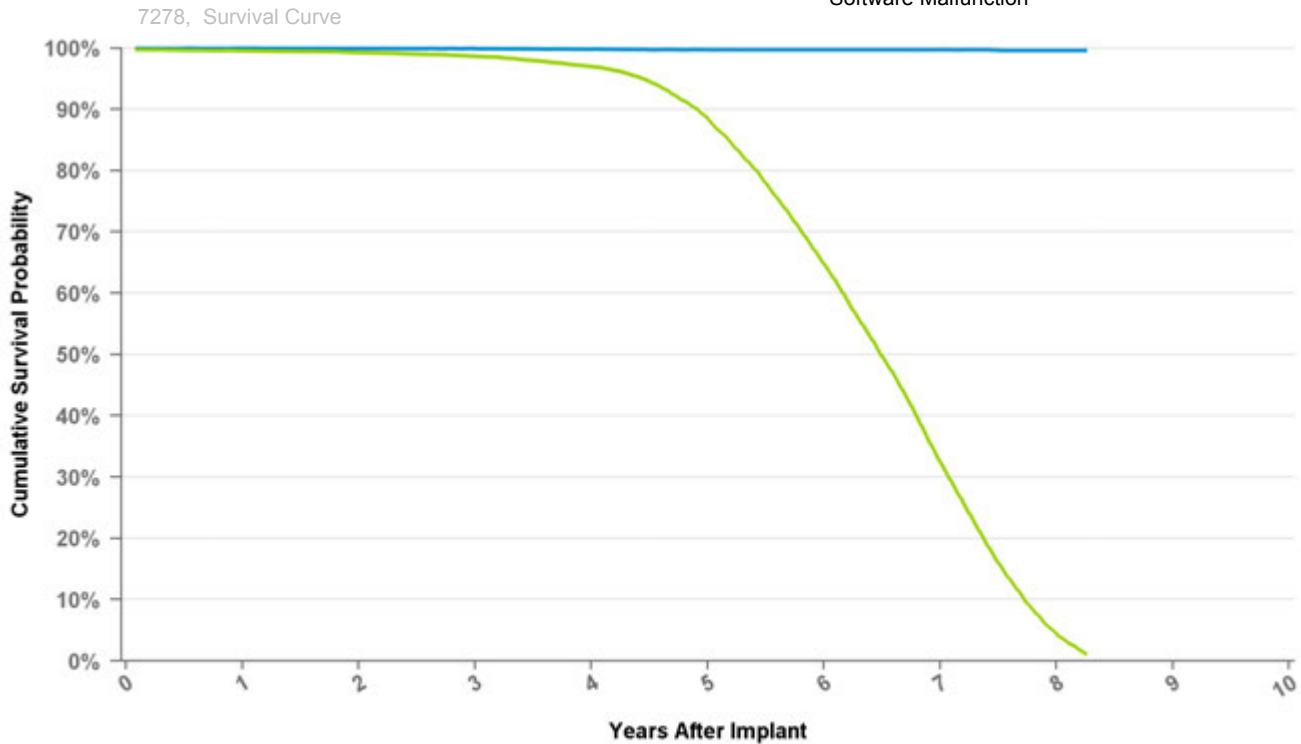
Implantable Cardioverter Defibrillator

7278

Maximo DR

US Market Release Date	10/06/2003
CE Market Approval Date	10/28/2003
Registered US Implants	37,648
Estimated Active US Implants	2,791
Normal Battery Depletions (US)	10,768
NBG Code	VVE-DDDR
Max Delivered Energy	35J

Total Malfunctions (US)	72
Therapy Not Compromised Malfunctions	62
Battery Malfunction	0
Electrical Component	24
Electrical Interconnect	0
Other Malfunction	4
Poss Early Battery Depltn	34
Software Malfunction	0
Therapy Compromised Malfunctions	10
Battery Malfunction	0
Electrical Component	9
Electrical Interconnect	0
Other Malfunction	0
Poss Early Battery Depltn	1
Software Malfunction	0



Curve Name

- Excluding Normal Battery Depletion
- Including Normal Battery Depletion

Years	1	2	3	4	5	6	7	8	at 99 mo
Excluding NBD	100.0%	99.9%	99.9%	99.8%	99.8%	99.7%	99.7%	99.7%	99.7%
Including NBD	99.6%	99.3%	98.7%	97.0%	88.5%	64.8%	32.5%	4.3%	1.1%
Effective Sample Size	32571	29107	26056	22900	18907	12559	5604	592	165

Implantable Cardioverter Defibrillator

7288

Intrinsic

Total Malfunctions (US)	72
Therapy Not Compromised Malfunctions	65
Battery Malfunction	2
Electrical Component	28
Electrical Interconnect	0
Other Malfunction	1
Poss Early Battery Depltn	33
Software Malfunction	1
Therapy Compromised Malfunctions	7
Battery Malfunction	0
Electrical Component	5
Electrical Interconnect	0
Other Malfunction	2
Poss Early Battery Depltn	0
Software Malfunction	0

US Market Release Date 06/21/2004

CE Market Approval Date 05/04/2004

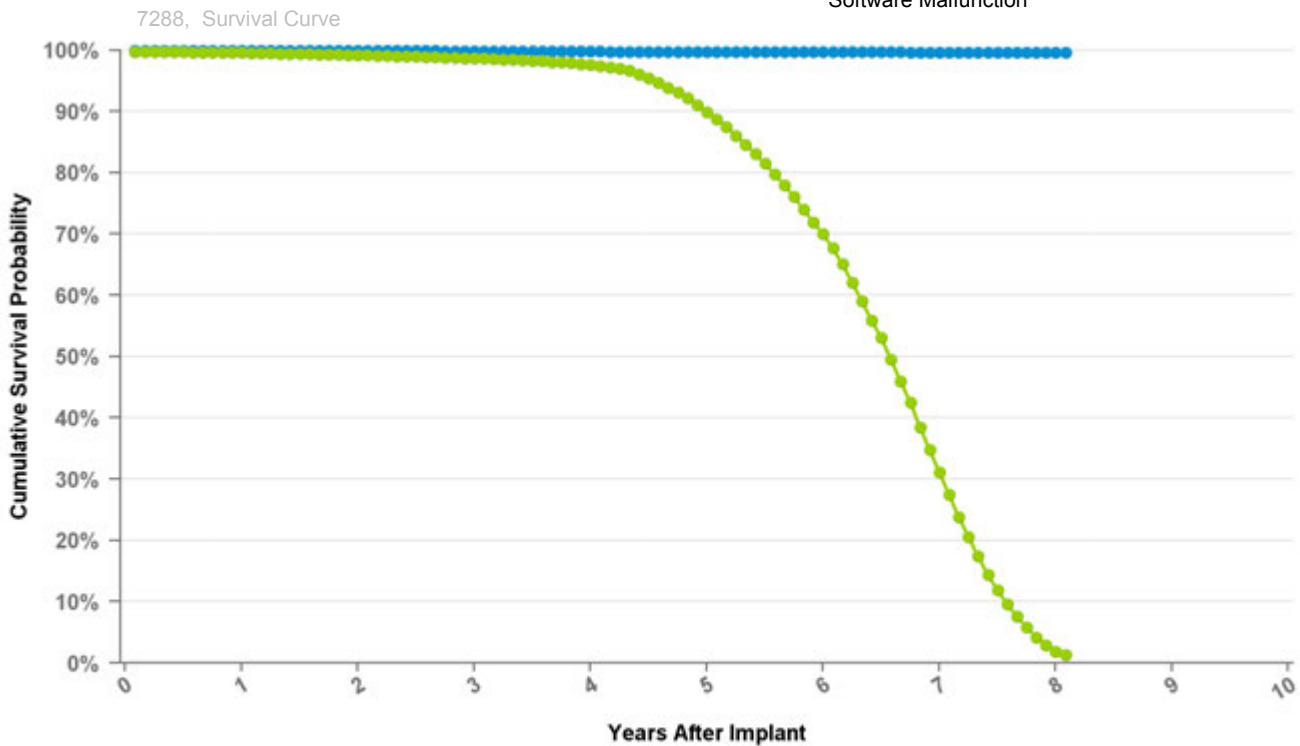
Registered US Implants 30,652

Estimated Active US Implants 2,046

Normal Battery Depletions (US) 10,117

NBG Code VVE-DDDR

Max Delivered Energy 35J



Curve Name

● Excluding Normal Battery Depletion ● Including Normal Battery Depletion

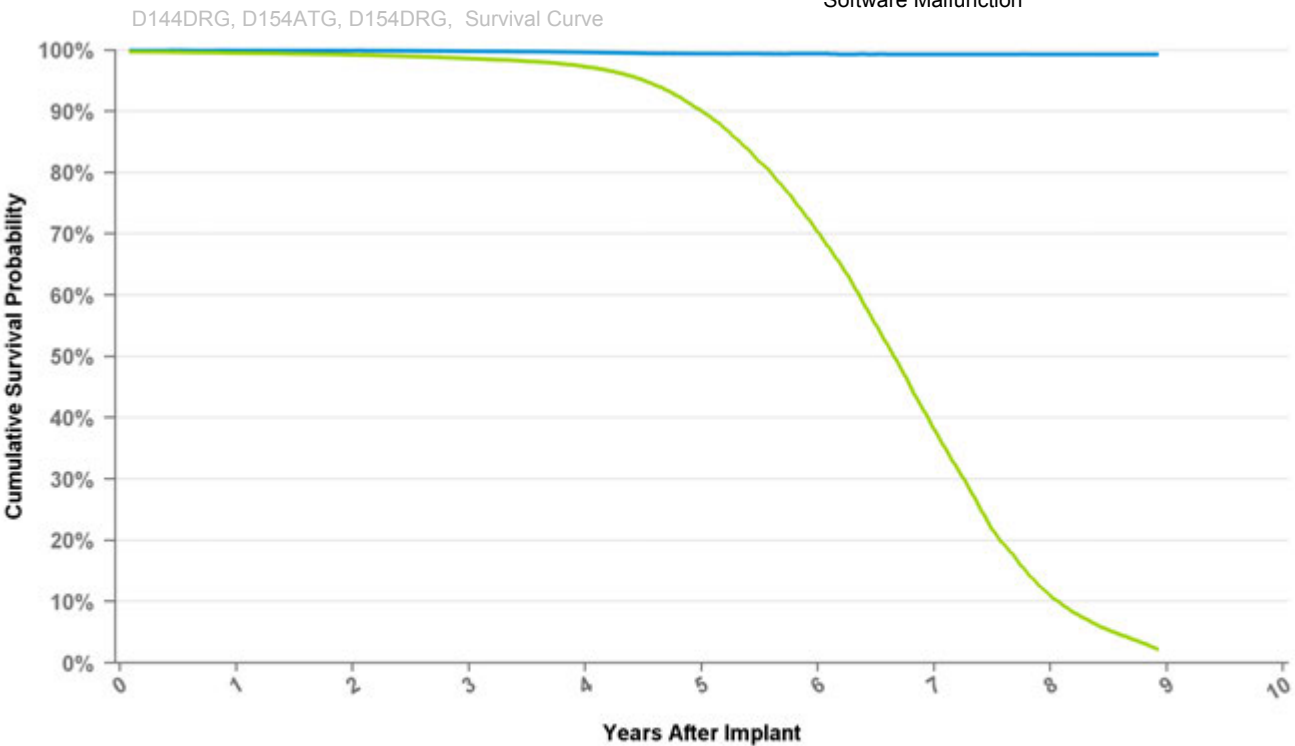
Years	1	2	3	4	5	6	7	8	at 97 mo
Excluding NBD	100.0%	99.9%	99.9%	99.8%	99.7%	99.7%	99.7%	99.6%	99.6%
Including NBD	99.6%	99.2%	98.7%	97.6%	89.9%	70.0%	31.1%	1.9%	1.4%
Effective Sample Size	27071	24816	22352	19702	16567	11786	4930	271	155

Implantable Cardioverter Defibrillator

D144DRG Entrust Escudo

US Market Release Date	
CE Market Approval Date	06/05/2008
Registered US Implants	0
Estimated Active US Implants	0
Normal Battery Depletions (US)	0
NBG Code	VVE-DDDR
Max Delivered Energy	35 J

Total Malfunctions (US)	0
Therapy Not Compromised Malfunctions	0
Battery Malfunction	0
Electrical Component	0
Electrical Interconnect	0
Other Malfunction	0
Poss Early Battery Depltn	0
Software Malfunction	0
Therapy Compromised Malfunctions	0
Battery Malfunction	0
Electrical Component	0
Electrical Interconnect	0
Other Malfunction	0
Poss Early Battery Depltn	0
Software Malfunction	0



Curve Name

- Excluding Normal Battery Depletion
- Including Normal Battery Depletion

Years	1	2	3	4	5	6	7	8	at 107 mo
Excluding NBD	100.0%	99.9%	99.8%	99.7%	99.4%	99.4%	99.4%	99.3%	99.3%
Including NBD	99.5%	99.2%	98.6%	97.3%	90.0%	70.3%	38.1%	10.9%	2.2%
Effective Sample Size	24758	22639	20344	17956	14890	10820	5362	1269	108

Implantable Cardioverter Defibrillator

D144VRC Entrust Escudo

US Market Release Date

CE Market Approval Date 06/05/2008

Registered US Implants 0

Estimated Active US Implants 0

Normal Battery Depletions (US) 0

NBG Code VVE-VVIR

Max Delivered Energy 35 J

Total Malfunctions (US) 0

Therapy Not Compromised Malfunctions

Battery Malfunction 0

Electrical Component 0

Electrical Interconnect 0

Other Malfunction 0

Poss Early Battery Depltn 0

Software Malfunction 0

Therapy Compromised Malfunctions

Battery Malfunction 0

Electrical Component 0

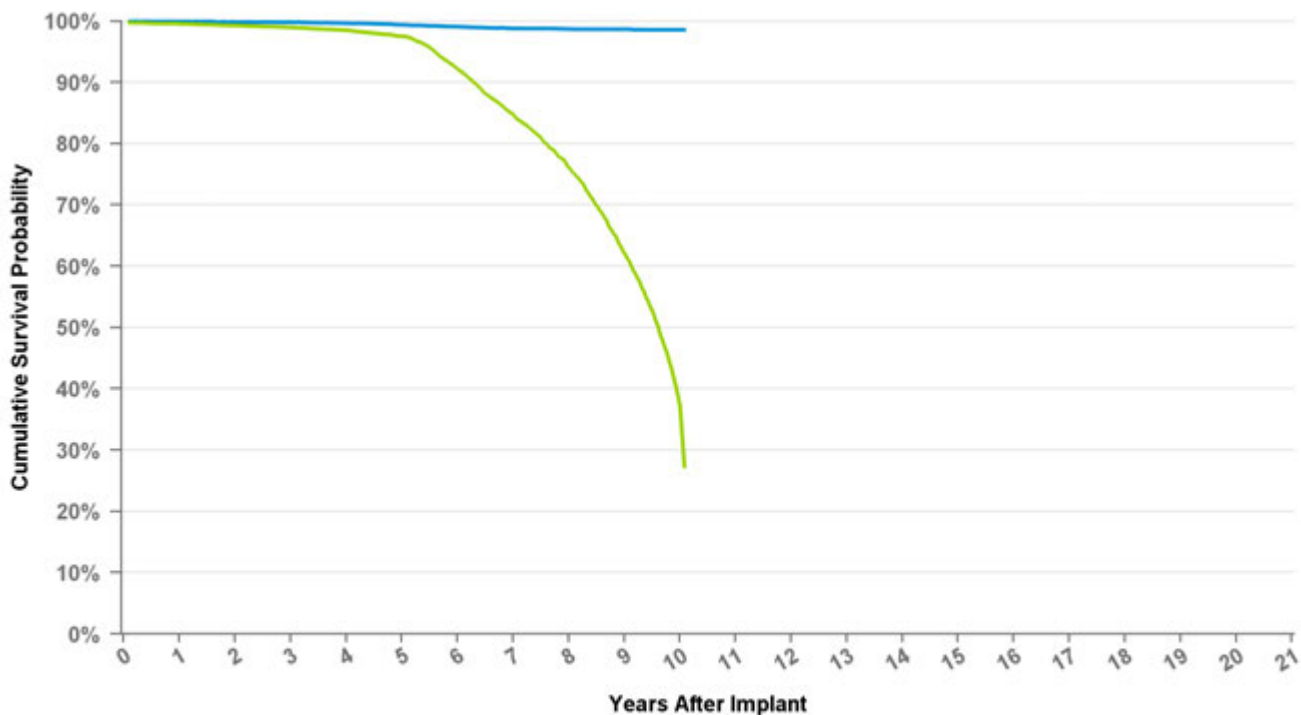
Electrical Interconnect 0

Other Malfunction 0

Poss Early Battery Depltn 0

Software Malfunction 0

D144VRC, D154VRC, Survival Curve



Curve Name

● Excluding Normal Battery Depletion ● Including Normal Battery Depletion

Years	1	2	3	4	5	6	7	8	9	10	at 121 mo
Excluding NBD	99.9%	99.9%	99.8%	99.7%	99.4%	99.1%	98.8%	98.7%	98.7%	98.6%	98.6%
Including NBD	99.6%	99.3%	99.0%	98.5%	97.6%	92.2%	84.8%	76.2%	62.2%	37.4%	27.3%
Effective Sample Size	12582	11439	10233	9047	7978	6974	5973	4998	3316	341	129

Implantable Cardioverter Defibrillator

D154ATG Entrust AT

US Market Release Date 06/30/2005

CE Market Approval Date 02/04/2005

Registered US Implants 28,154

Estimated Active US Implants 2,480

Normal Battery Depletions (US) 8,935

NBG Code DDE-DDDR

Max Delivered Energy 35 J

Total Malfunctions (US) 125

Therapy Not Compromised Malfunctions 109

Battery Malfunction 0

Electrical Component 30

Electrical Interconnect 1

Other Malfunction 1

Poss Early Battery Depltn 74

Software Malfunction 3

Therapy Compromised Malfunctions 16

Battery Malfunction 0

Electrical Component 16

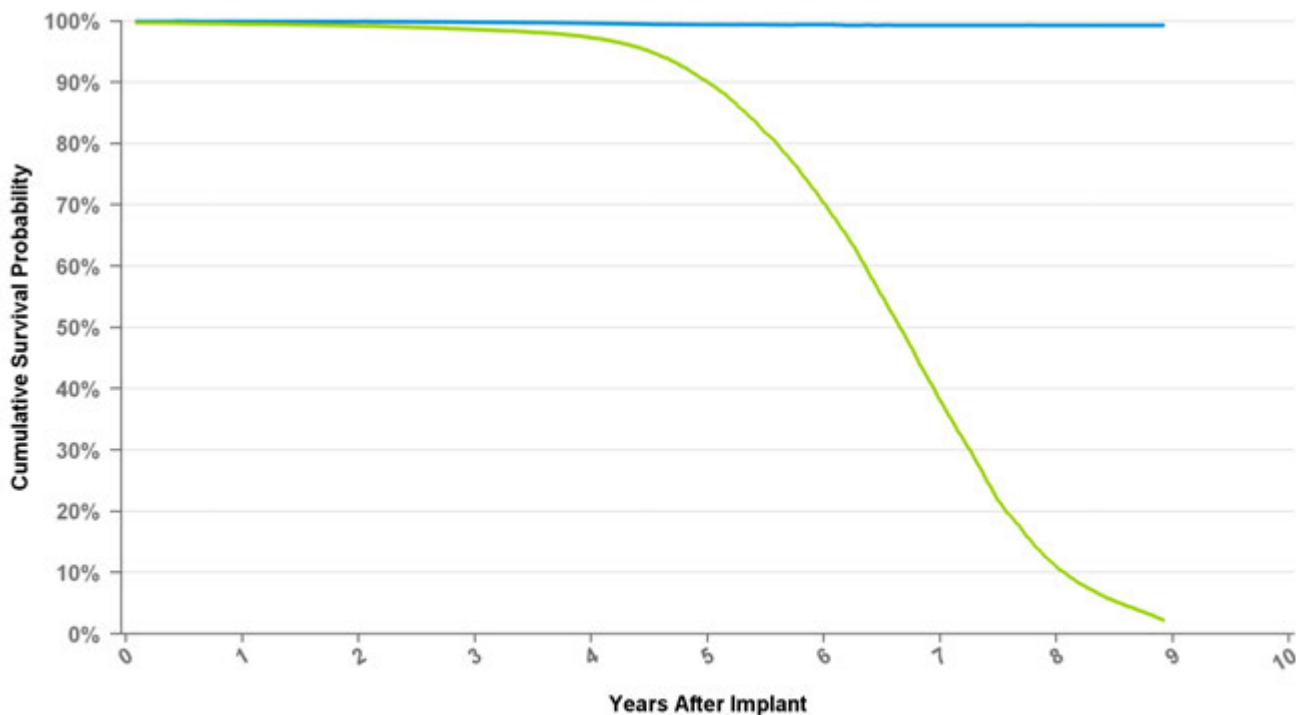
Electrical Interconnect 0

Other Malfunction 0

Poss Early Battery Depltn 0

Software Malfunction 0

D144DRG, D154ATG, D154DRG, Survival Curve



Curve Name

● Excluding Normal Battery Depletion ● Including Normal Battery Depletion

Years	1	2	3	4	5	6	7	8	at 107 mo
Excluding NBD	100.0%	99.9%	99.8%	99.7%	99.4%	99.4%	99.4%	99.3%	99.3%
Including NBD	99.5%	99.2%	98.6%	97.3%	90.0%	70.3%	38.1%	10.9%	2.2%
Effective Sample Size	24758	22639	20344	17956	14890	10820	5362	1269	108

Implantable Cardioverter Defibrillator

D154AWG Virtuoso DR

US Market Release Date 05/12/2006

CE Market Approval Date

Registered US Implants 72,684

Estimated Active US Implants 15,551

Normal Battery Depletions (US) 18,720

NBG Code DDE-DDDR

Max Delivered Energy 35 J

Total Malfunctions (US) 1,457

Therapy Not Compromised Malfunctions 1,428

Battery Malfunction 7

Electrical Component 1,280

Electrical Interconnect 2

Other Malfunction 4

Poss Early Battery Depltn 132

Software Malfunction 3

Therapy Compromised Malfunctions 29

Battery Malfunction 0

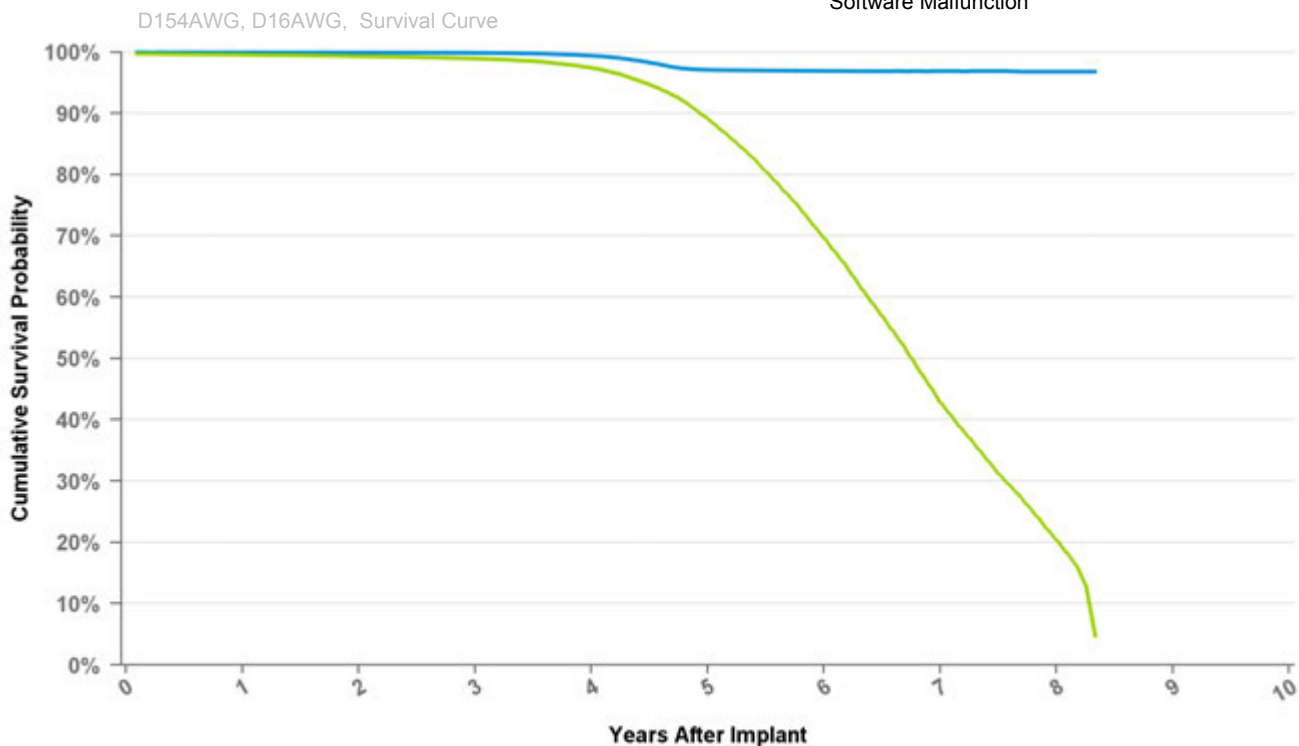
Electrical Component 26

Electrical Interconnect 0

Other Malfunction 2

Poss Early Battery Depltn 1

Software Malfunction 0



Curve Name

● Excluding Normal Battery Depletion ● Including Normal Battery Depletion

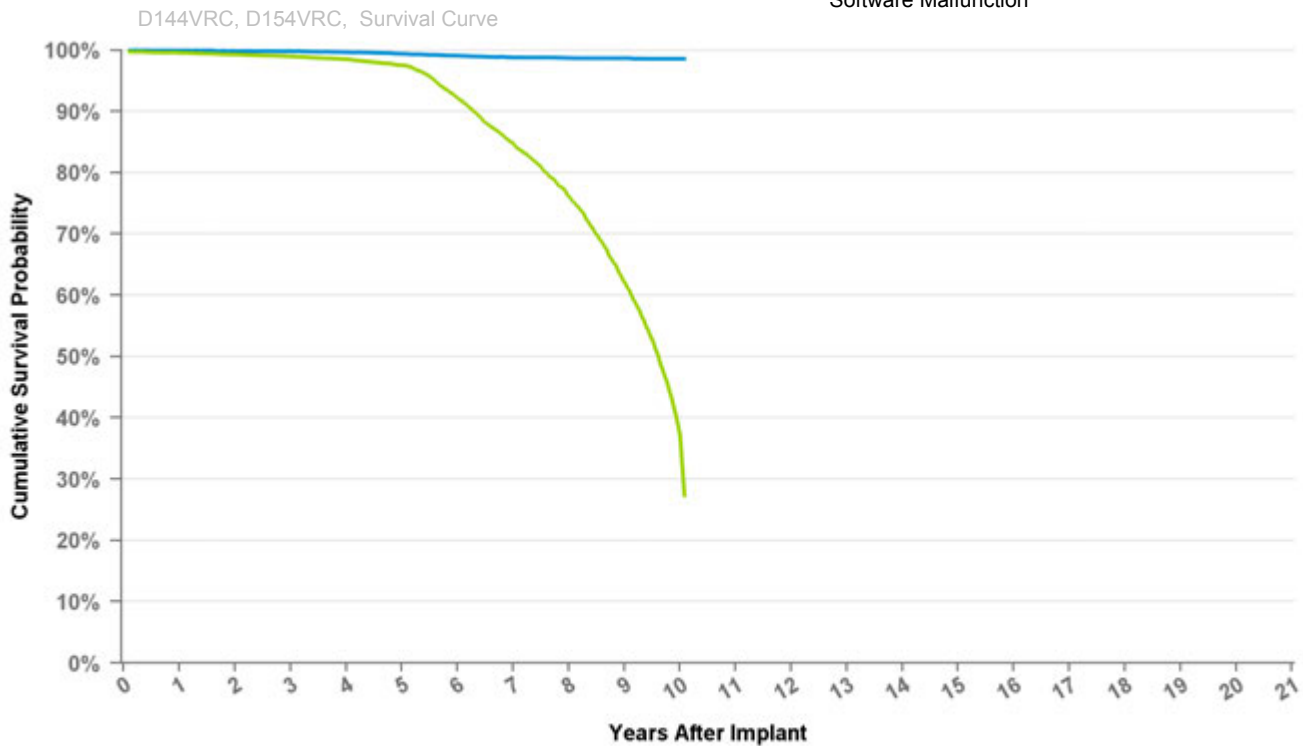
Years	1	2	3	4	5	6	7	8	at 100 mo
Excluding NBD	100.0%	99.9%	99.9%	99.4%	97.1%	96.9%	96.9%	96.9%	96.9%
Including NBD	99.6%	99.3%	98.9%	97.4%	89.1%	69.8%	42.9%	20.4%	4.7%
Effective Sample Size	63075	57914	52808	47980	40746	29679	14337	3093	233

Implantable Cardioverter Defibrillator

D154VRC Entrust VR

US Market Release Date	06/30/2005
CE Market Approval Date	02/04/2005
Registered US Implants	14,463
Estimated Active US Implants	3,914
Normal Battery Depletions (US)	2,180
NBG Code	VVE-VVIR
Max Delivered Energy	35 J

Total Malfunctions (US)	114
Therapy Not Compromised Malfunctions	92
Battery Malfunction	12
Electrical Component	46
Electrical Interconnect	0
Other Malfunction	10
Poss Early Battery Depltn	24
Software Malfunction	0
Therapy Compromised Malfunctions	22
Battery Malfunction	1
Electrical Component	20
Electrical Interconnect	0
Other Malfunction	1
Poss Early Battery Depltn	0
Software Malfunction	0



Curve Name

- Excluding Normal Battery Depletion
- Including Normal Battery Depletion

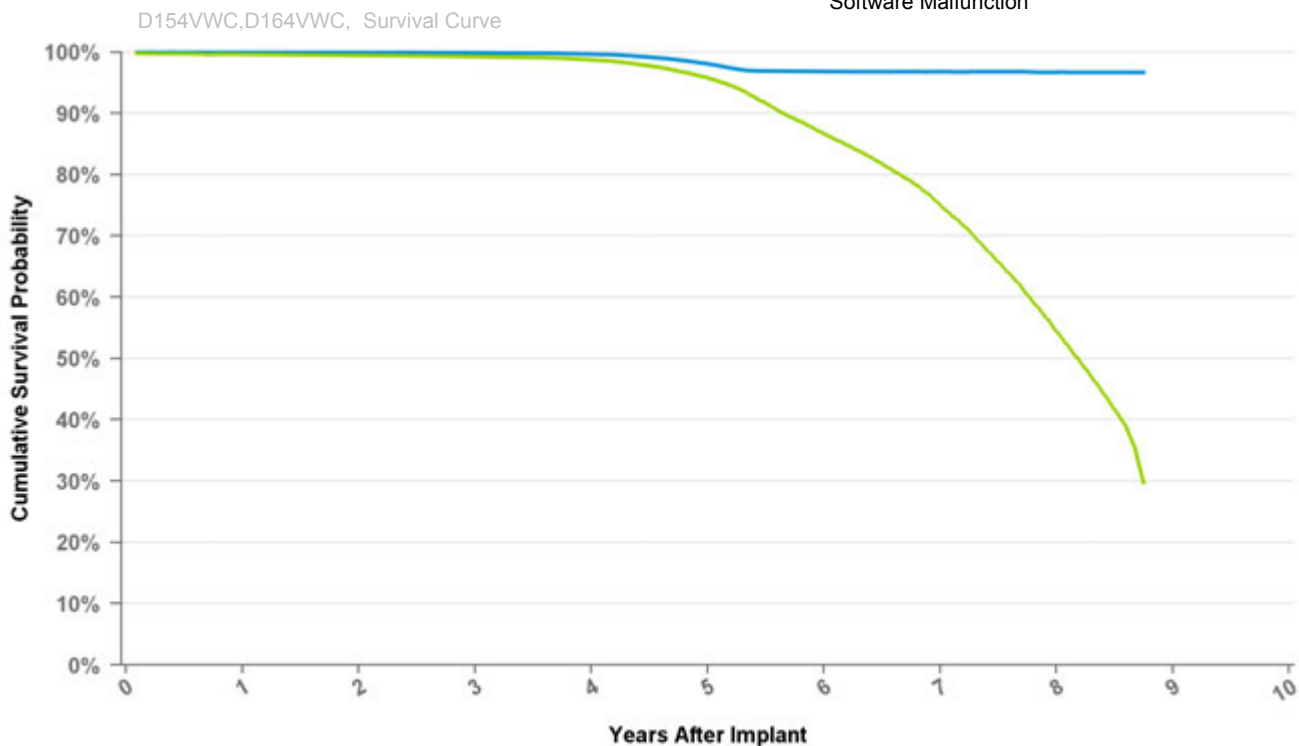
Years	1	2	3	4	5	6	7	8	9	10	at 121 mo
Excluding NBD	99.9%	99.9%	99.8%	99.7%	99.4%	99.1%	98.8%	98.7%	98.7%	98.6%	98.6%
Including NBD	99.6%	99.3%	99.0%	98.5%	97.6%	92.2%	84.8%	76.2%	62.2%	37.4%	27.3%
Effective Sample Size	12582	11439	10233	9047	7978	6974	5973	4998	3316	341	129

Implantable Cardioverter Defibrillator

D154VWC Virtuoso VR

US Market Release Date	05/12/2006
CE Market Approval Date	
Registered US Implants	33,130
Estimated Active US Implants	11,483
Normal Battery Depletions (US)	4,775
NBG Code	VVE-VVIR
Max Delivered Energy	35 J

Total Malfunctions (US)	673
Therapy Not Compromised Malfunctions	657
Battery Malfunction	6
Electrical Component	631
Electrical Interconnect	1
Other Malfunction	4
Poss Early Battery Depltn	15
Software Malfunction	0
Therapy Compromised Malfunctions	16
Battery Malfunction	1
Electrical Component	15
Electrical Interconnect	0
Other Malfunction	0
Poss Early Battery Depltn	0
Software Malfunction	0



Curve Name

- Excluding Normal Battery Depletion
- Including Normal Battery Depletion

Years	1	2	3	4	5	6	7	8	at 105 mo
Excluding NBD	100.0%	99.9%	99.9%	99.7%	98.1%	96.8%	96.8%	96.8%	96.7%
Including NBD	99.7%	99.5%	99.3%	98.8%	95.8%	86.7%	74.9%	54.5%	29.7%
Effective Sample Size	28472	25985	23691	21672	19241	16110	11672	4922	314

Implantable Cardioverter Defibrillator

D164AWG Virtuoso DR

US Market Release Date

CE Market Approval Date 03/07/2006

Registered US Implants 11

Estimated Active US Implants 4

Normal Battery Depletions (US) 3

NBG Code DDE-DDDR

Max Delivered Energy 35 J

Total Malfunctions (US) 0

Therapy Not Compromised Malfunctions

Battery Malfunction 0

Electrical Component 0

Electrical Interconnect 0

Other Malfunction 0

Poss Early Battery Depltn 0

Software Malfunction 0

Therapy Compromised Malfunctions

Battery Malfunction 0

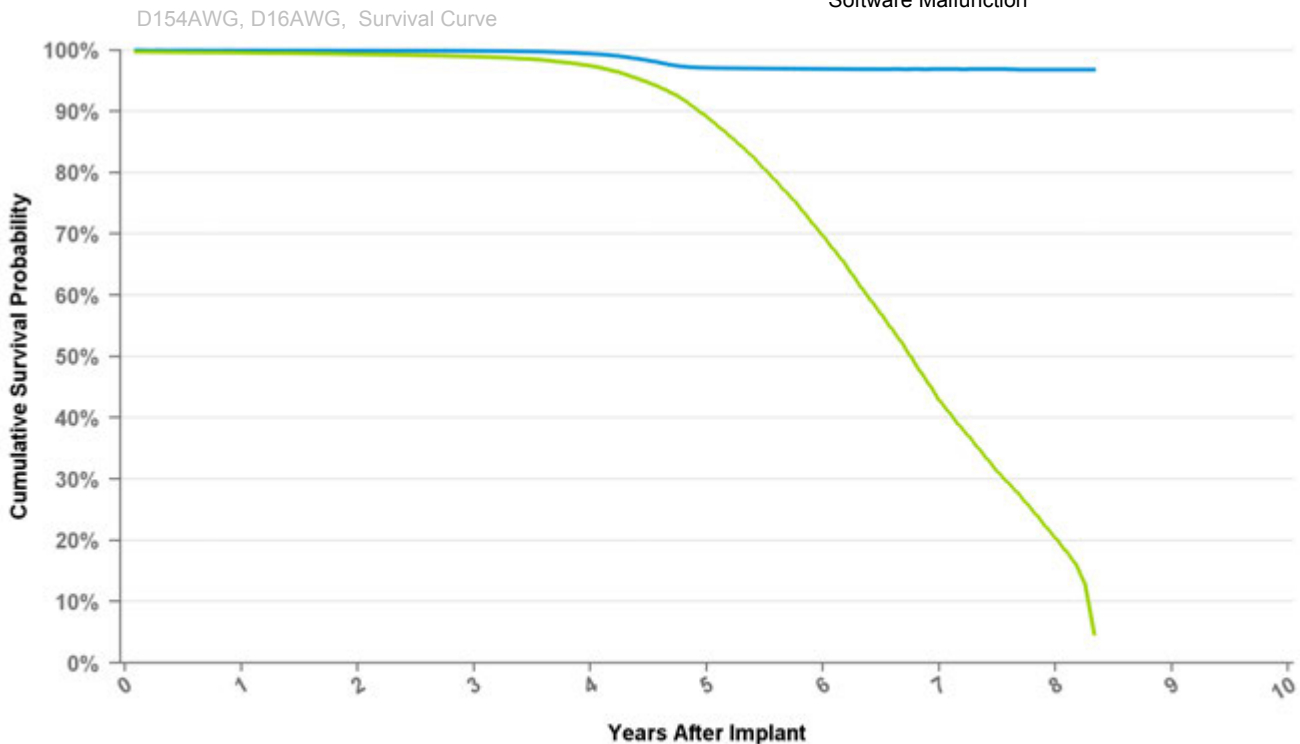
Electrical Component 0

Electrical Interconnect 0

Other Malfunction 0

Poss Early Battery Depltn 0

Software Malfunction 0



Curve Name

● Excluding Normal Battery Depletion ● Including Normal Battery Depletion

Years	1	2	3	4	5	6	7	8	at 100 mo
Excluding NBD	100.0%	99.9%	99.9%	99.4%	97.1%	96.9%	96.9%	96.9%	96.9%
Including NBD	99.6%	99.3%	98.9%	97.4%	89.1%	69.8%	42.9%	20.4%	4.7%
Effective Sample Size	63075	57914	52808	47980	40746	29679	14337	3093	233

Implantable Cardioverter Defibrillator

D164VWC Virtuoso VR

US Market Release Date

CE Market Approval Date 03/07/2006

Registered US Implants 6

Estimated Active US Implants 3

Normal Battery Depletions (US) 0

NBG Code VVE-VVIR

Max Delivered Energy 35 J

Total Malfunctions (US) 1

Therapy Not Compromised Malfunctions

Battery Malfunction 0

Electrical Component 1

Electrical Interconnect 0

Other Malfunction 0

Poss Early Battery Depltn 0

Software Malfunction 0

Therapy Compromised Malfunctions

Battery Malfunction 0

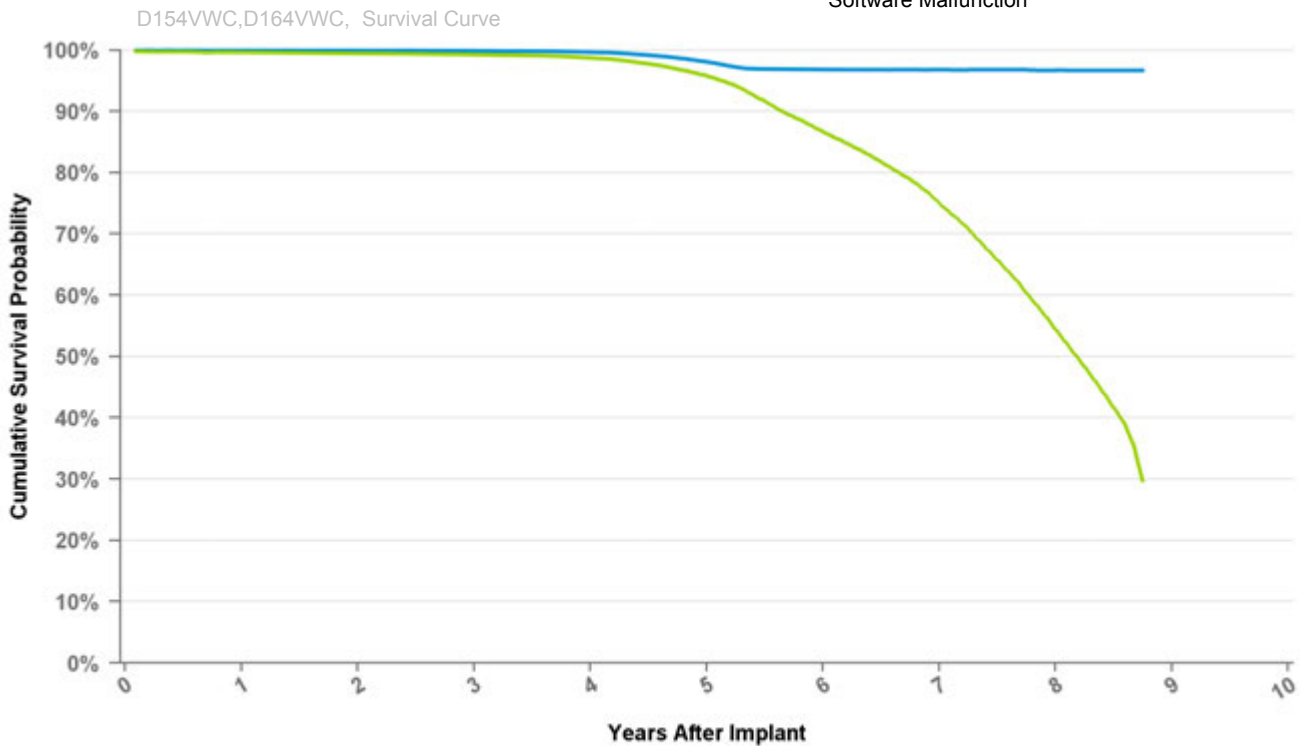
Electrical Component 0

Electrical Interconnect 0

Other Malfunction 0

Poss Early Battery Depltn 0

Software Malfunction 0



Curve Name

● Excluding Normal Battery Depletion ● Including Normal Battery Depletion

Years	1	2	3	4	5	6	7	8	at 105 mo
Excluding NBD	100.0%	99.9%	99.9%	99.7%	98.1%	96.8%	96.8%	96.8%	96.7%
Including NBD	99.7%	99.5%	99.3%	98.8%	95.8%	86.7%	74.9%	54.5%	29.7%
Effective Sample Size	28472	25985	23691	21672	19241	16110	11672	4922	314

Implantable Cardioverter Defibrillator

D204DRM Secura DR

US Market Release Date 01/09/2012

CE Market Approval Date

Registered US Implants 1,878

Estimated Active US Implants 1,610

Normal Battery Depletions (US) 4

NBG Code DDE-DDDR

Max Delivered Energy 35 J

Total Malfunctions (US) 3

Therapy Not Compromised Malfunctions 1

Battery Malfunction 0

Electrical Component 0

Electrical Interconnect 0

Other Malfunction 1

Poss Early Battery Depltn 0

Software Malfunction 0

Therapy Compromised Malfunctions 2

Battery Malfunction 0

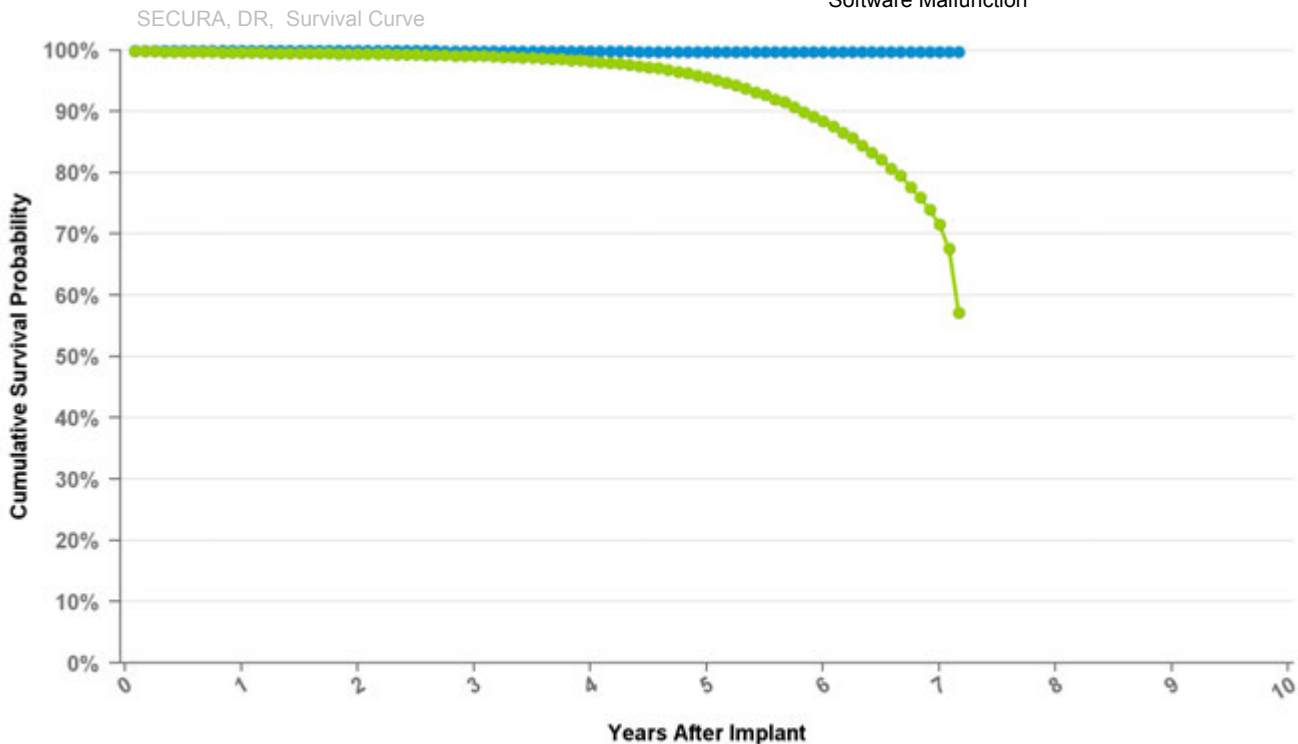
Electrical Component 2

Electrical Interconnect 0

Other Malfunction 0

Poss Early Battery Depltn 0

Software Malfunction 0



Curve Name

● Excluding Normal Battery Depletion ● Including Normal Battery Depletion

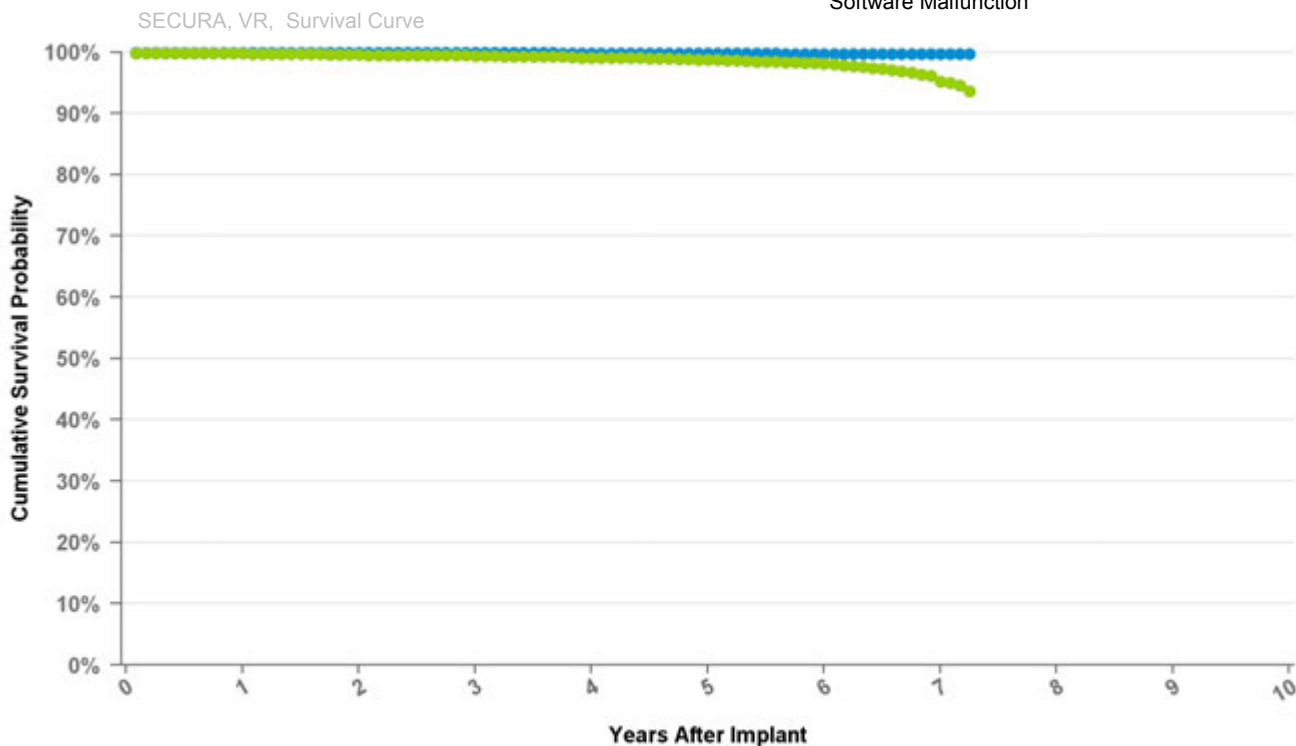
Years	1	2	3	4	5	6	7	at 86 mo
Excluding NBD	100.0%	99.9%	99.9%	99.8%	99.8%	99.7%	99.7%	99.7%
Including NBD	99.7%	99.4%	99.1%	98.2%	95.6%	88.4%	71.6%	57.1%
Effective Sample Size	45107	42146	38478	33392	25767	10948	1120	116

Implantable Cardioverter Defibrillator

D204VRM Secura VR

US Market Release Date	05/02/2012
CE Market Approval Date	
Registered US Implants	1,173
Estimated Active US Implants	1,014
Normal Battery Depletions (US)	0
NBG Code	VVE-VVIR
Max Delivered Energy	35 J

Total Malfunctions (US)	1
Therapy Not Compromised Malfunctions	1
Battery Malfunction	0
Electrical Component	1
Electrical Interconnect	0
Other Malfunction	0
Poss Early Battery Depltn	0
Software Malfunction	0
Therapy Compromised Malfunctions	0
Battery Malfunction	0
Electrical Component	0
Electrical Interconnect	0
Other Malfunction	0
Poss Early Battery Depltn	0
Software Malfunction	0



Curve Name

- Excluding Normal Battery Depletion
- Including Normal Battery Depletion

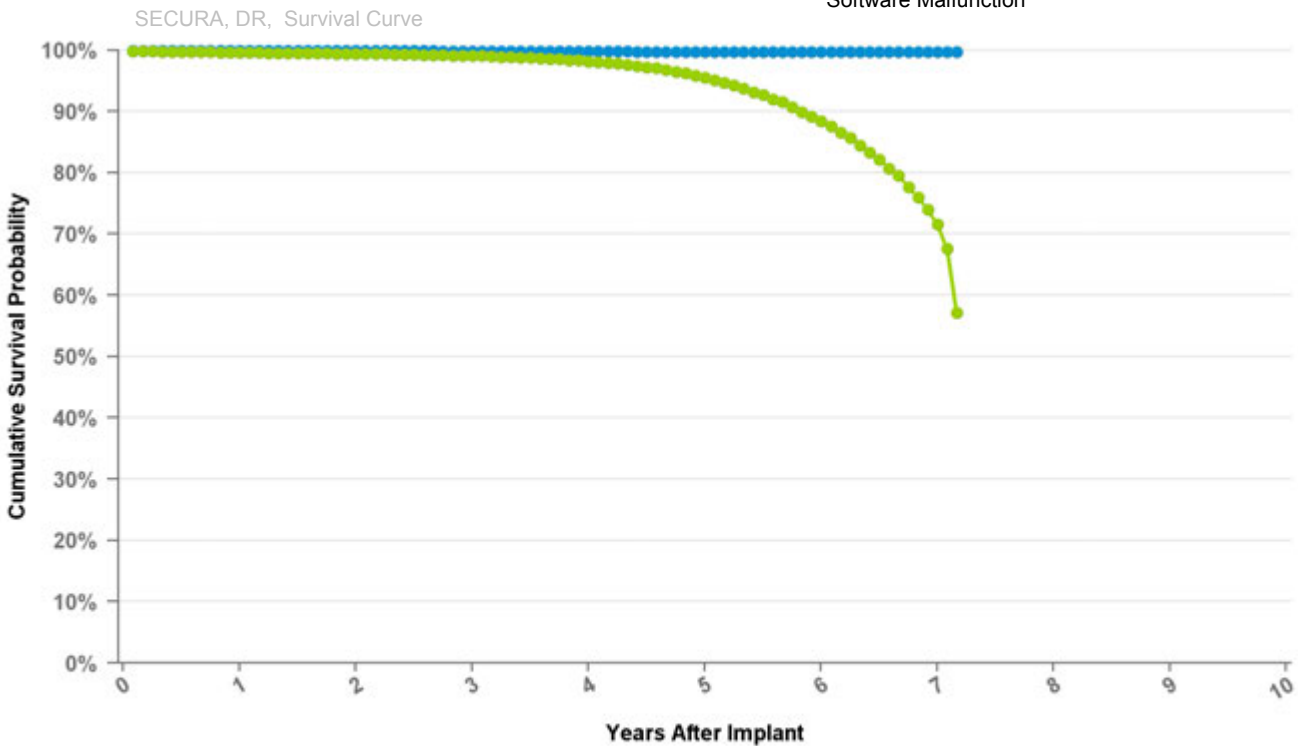
Years	1	2	3	4	5	6	7	at 87 mo
Excluding NBD	100.0%	99.9%	99.9%	99.9%	99.8%	99.8%	99.8%	99.8%
Including NBD	99.8%	99.6%	99.4%	99.2%	98.8%	98.2%	95.3%	93.7%
Effective Sample Size	18144	16883	15118	12755	9809	5032	999	211

Implantable Cardioverter Defibrillator

D214DRM Secura DR

US Market Release Date	
CE Market Approval Date	07/22/2010
Registered US Implants	0
Estimated Active US Implants	0
Normal Battery Depletions (US)	0
NBG Code	DDE-DDDR
Max Delivered Energy	35 J

Total Malfunctions (US)	0
Therapy Not Compromised Malfunctions	0
Battery Malfunction	0
Electrical Component	0
Electrical Interconnect	0
Other Malfunction	0
Poss Early Battery Depltn	0
Software Malfunction	0
Therapy Compromised Malfunctions	0
Battery Malfunction	0
Electrical Component	0
Electrical Interconnect	0
Other Malfunction	0
Poss Early Battery Depltn	0
Software Malfunction	0



Curve Name

- Excluding Normal Battery Depletion
- Including Normal Battery Depletion

Years	1	2	3	4	5	6	7	at 86 mo
Excluding NBD	100.0%	99.9%	99.9%	99.8%	99.8%	99.7%	99.7%	99.7%
Including NBD	99.7%	99.4%	99.1%	98.2%	95.6%	88.4%	71.6%	57.1%
Effective Sample Size	45107	42146	38478	33392	25767	10948	1120	116

Implantable Cardioverter Defibrillator

D214VRM Secura VR

US Market Release Date

CE Market Approval Date 12/17/2010

Registered US Implants 0

Estimated Active US Implants 0

Normal Battery Depletions (US) 0

NBG Code VVE-VVIR

Max Delivered Energy 35 J

Total Malfunctions (US) 0

Therapy Not Compromised Malfunctions

Battery Malfunction 0

Electrical Component 0

Electrical Interconnect 0

Other Malfunction 0

Poss Early Battery Depltn 0

Software Malfunction 0

Therapy Compromised Malfunctions

Battery Malfunction 0

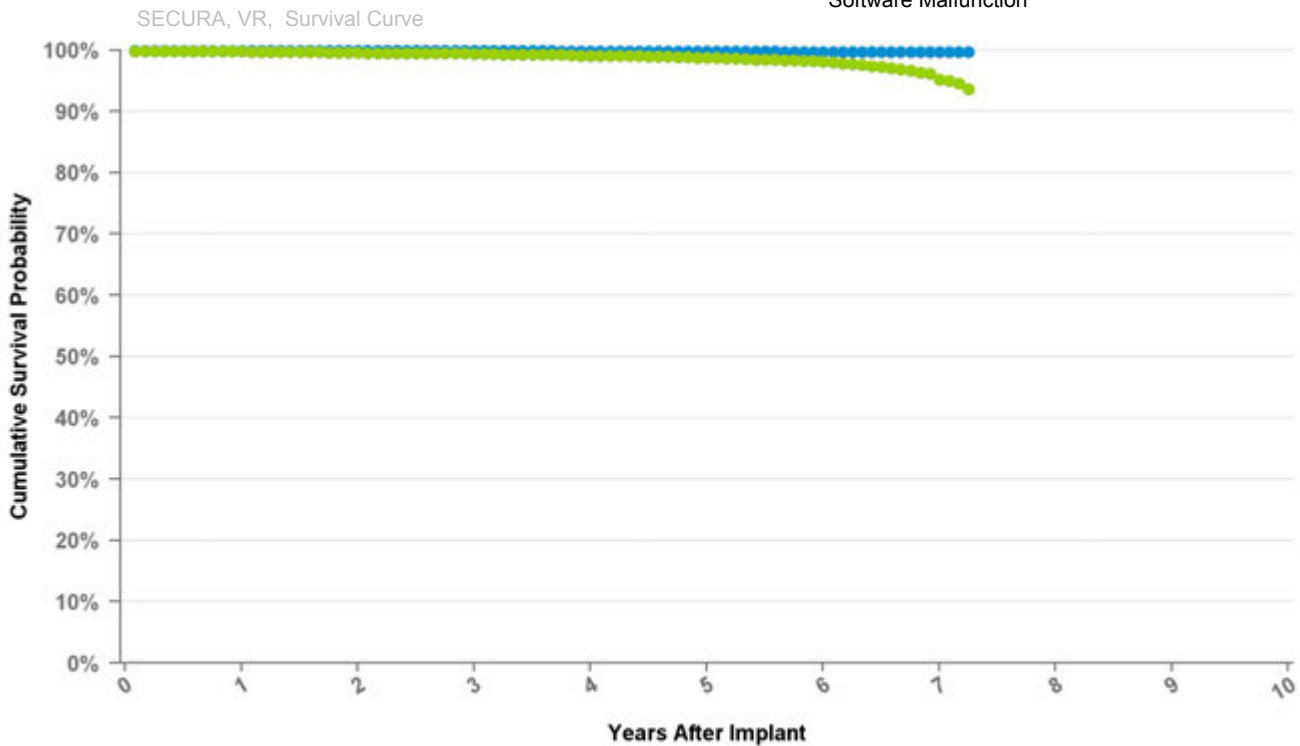
Electrical Component 0

Electrical Interconnect 0

Other Malfunction 0

Poss Early Battery Depltn 0

Software Malfunction 0



Curve Name

● Excluding Normal Battery Depletion ● Including Normal Battery Depletion

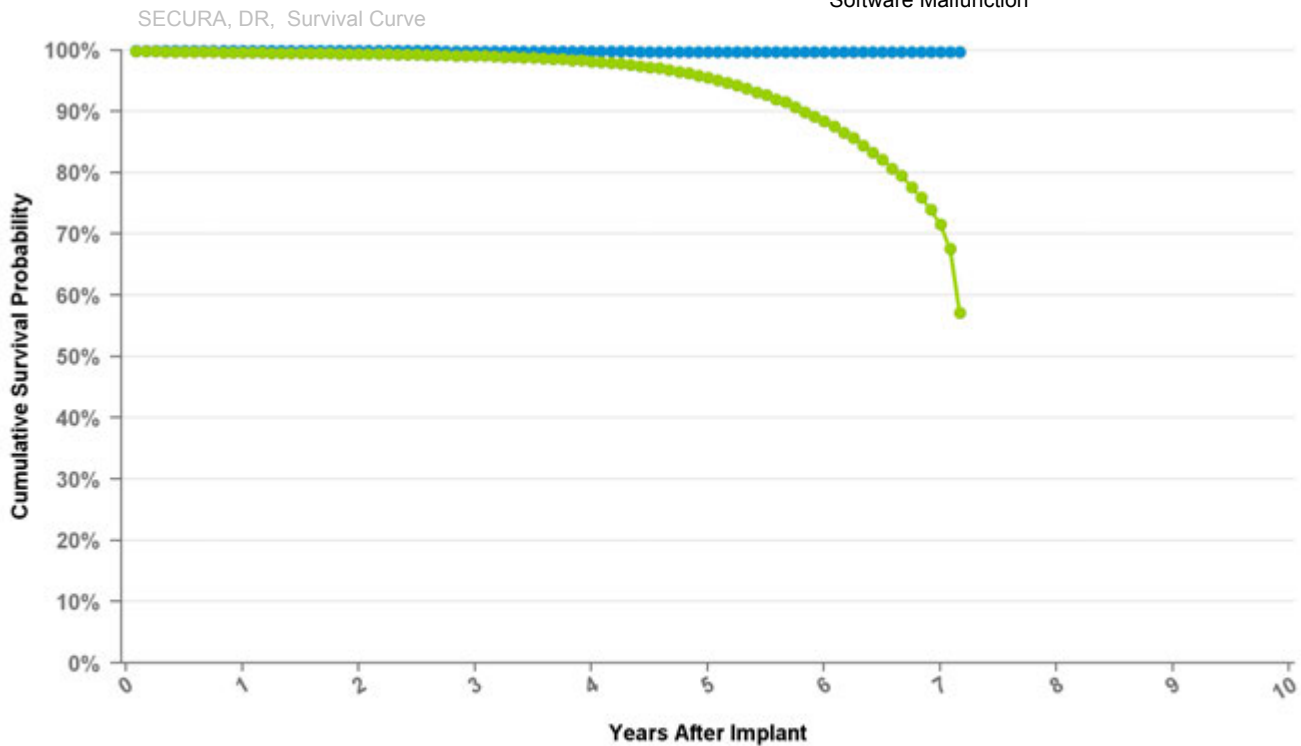
Years	1	2	3	4	5	6	7	at 87 mo
Excluding NBD	100.0%	99.9%	99.9%	99.9%	99.8%	99.8%	99.8%	99.8%
Including NBD	99.8%	99.6%	99.4%	99.2%	98.8%	98.2%	95.3%	93.7%
Effective Sample Size	18144	16883	15118	12755	9809	5032	999	211

Implantable Cardioverter Defibrillator

D224DRG Secura DR

US Market Release Date	09/15/2008
CE Market Approval Date	
Registered US Implants	49,867
Estimated Active US Implants	30,043
Normal Battery Depletions (US)	2,319
NBG Code	DDE-DDDR
Max Delivered Energy	35 J

Total Malfunctions (US)	106
Therapy Not Compromised Malfunctions	90
Battery Malfunction	2
Electrical Component	29
Electrical Interconnect	0
Other Malfunction	2
Poss Early Battery Depltn	48
Software Malfunction	9
Therapy Compromised Malfunctions	16
Battery Malfunction	1
Electrical Component	13
Electrical Interconnect	0
Other Malfunction	0
Poss Early Battery Depltn	1
Software Malfunction	1



Curve Name

- Excluding Normal Battery Depletion
- Including Normal Battery Depletion

Years	1	2	3	4	5	6	7	at 86 mo
Excluding NBD	100.0%	99.9%	99.9%	99.8%	99.8%	99.7%	99.7%	99.7%
Including NBD	99.7%	99.4%	99.1%	98.2%	95.6%	88.4%	71.6%	57.1%
Effective Sample Size	45107	42146	38478	33392	25767	10948	1120	116

Implantable Cardioverter Defibrillator

D224VRC Secura VR

US Market Release Date 09/15/2008

CE Market Approval Date

Registered US Implants 19,946

Estimated Active US Implants 13,602

Normal Battery Depletions (US) 148

NBG Code VVE-VVIR

Max Delivered Energy 35 J

Total Malfunctions (US) 31

Therapy Not Compromised Malfunctions 25

Battery Malfunction 6

Electrical Component 8

Electrical Interconnect 0

Other Malfunction 1

Poss Early Battery Depltn 8

Software Malfunction 2

Therapy Compromised Malfunctions 6

Battery Malfunction 0

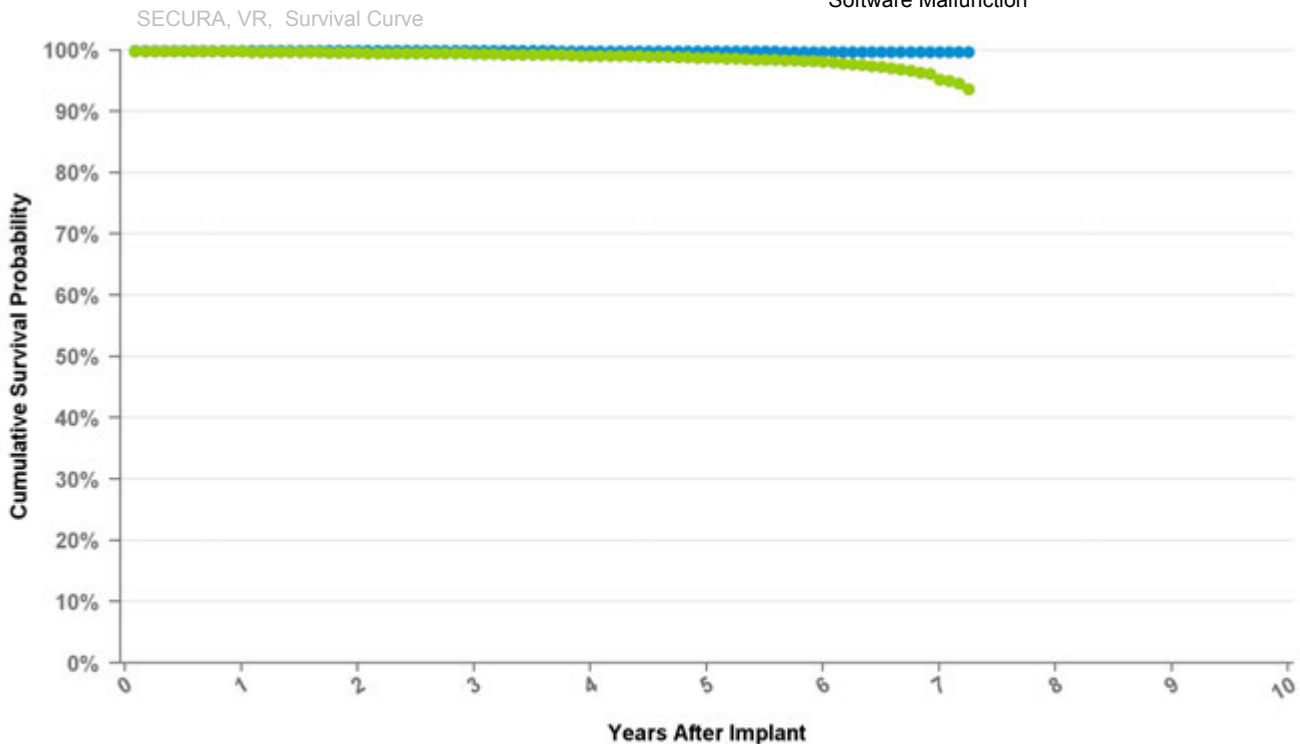
Electrical Component 5

Electrical Interconnect 0

Other Malfunction 0

Poss Early Battery Depltn 0

Software Malfunction 1



Curve Name

● Excluding Normal Battery Depletion ● Including Normal Battery Depletion

Years	1	2	3	4	5	6	7	at 87 mo
Excluding NBD	100.0%	99.9%	99.9%	99.9%	99.8%	99.8%	99.8%	99.8%
Including NBD	99.8%	99.6%	99.4%	99.2%	98.8%	98.2%	95.3%	93.7%
Effective Sample Size	18144	16883	15118	12755	9809	5032	999	211

Implantable Cardioverter Defibrillator

D234DRG Secura DR

US Market Release Date

CE Market Approval Date 03/14/2008

Registered US Implants 2

Estimated Active US Implants 0

Normal Battery Depletions (US) 0

NBG Code DDE-DDDR

Max Delivered Energy 35 J

Total Malfunctions (US) 0

Therapy Not Compromised Malfunctions

Battery Malfunction 0

Electrical Component 0

Electrical Interconnect 0

Other Malfunction 0

Poss Early Battery Depltn 0

Software Malfunction 0

Therapy Compromised Malfunctions

Battery Malfunction 0

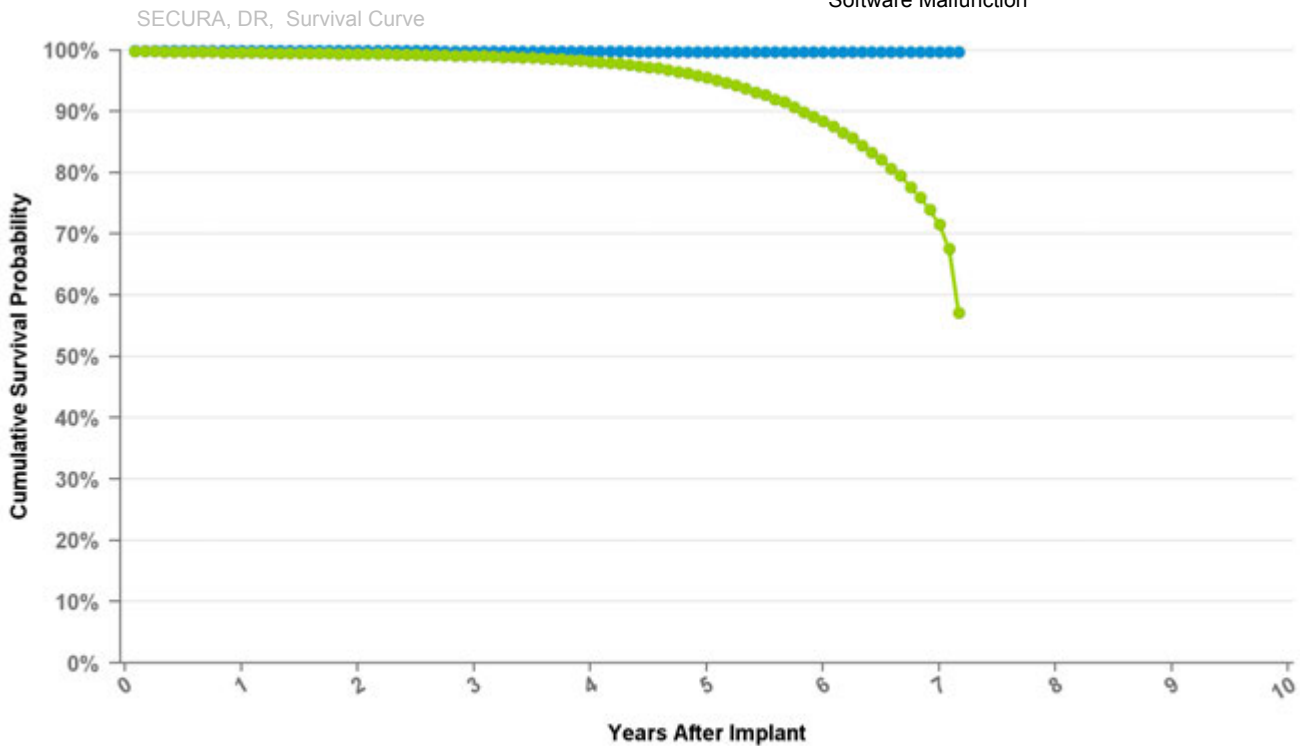
Electrical Component 0

Electrical Interconnect 0

Other Malfunction 0

Poss Early Battery Depltn 0

Software Malfunction 0



Curve Name

● Excluding Normal Battery Depletion ● Including Normal Battery Depletion

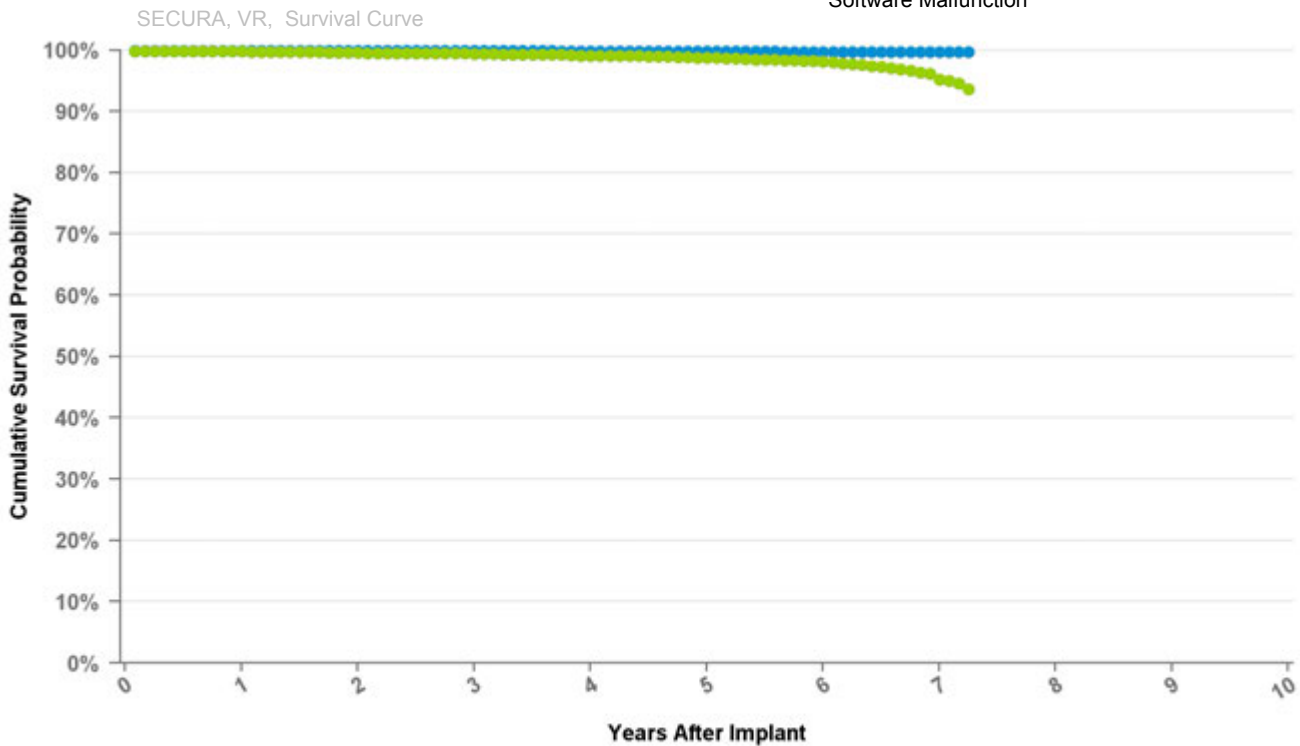
Years	1	2	3	4	5	6	7	at 86 mo
Excluding NBD	100.0%	99.9%	99.9%	99.8%	99.8%	99.7%	99.7%	99.7%
Including NBD	99.7%	99.4%	99.1%	98.2%	95.6%	88.4%	71.6%	57.1%
Effective Sample Size	45107	42146	38478	33392	25767	10948	1120	116

Implantable Cardioverter Defibrillator

D234VRC Secura VR

US Market Release Date	
CE Market Approval Date	03/14/2008
Registered US Implants	2
Estimated Active US Implants	1
Normal Battery Depletions (US)	0
NBG Code	VVE-VVIR
Max Delivered Energy	35 J

Total Malfunctions (US)	0
Therapy Not Compromised Malfunctions	0
Battery Malfunction	0
Electrical Component	0
Electrical Interconnect	0
Other Malfunction	0
Poss Early Battery Depltn	0
Software Malfunction	0
Therapy Compromised Malfunctions	0
Battery Malfunction	0
Electrical Component	0
Electrical Interconnect	0
Other Malfunction	0
Poss Early Battery Depltn	0
Software Malfunction	0



Curve Name

- Excluding Normal Battery Depletion
- Including Normal Battery Depletion

Years	1	2	3	4	5	6	7	at 87 mo
Excluding NBD	100.0%	99.9%	99.9%	99.9%	99.8%	99.8%	99.8%	99.8%
Including NBD	99.8%	99.6%	99.4%	99.2%	98.8%	98.2%	95.3%	93.7%
Effective Sample Size	18144	16883	15118	12755	9809	5032	999	211

Implantable Cardioverter Defibrillator

D264DRM Maximo II DR

US Market Release Date 01/09/2012

CE Market Approval Date 07/22/2010

Registered US Implants 6

Estimated Active US Implants 5

Normal Battery Depletions (US) 0

NBG Code VVE-DDDR

Max Delivered Energy 35 J

Total Malfunctions (US) 0

Therapy Not Compromised Malfunctions 0

Battery Malfunction 0

Electrical Component 0

Electrical Interconnect 0

Other Malfunction 0

Poss Early Battery Depltn 0

Software Malfunction 0

Therapy Compromised Malfunctions 0

Battery Malfunction 0

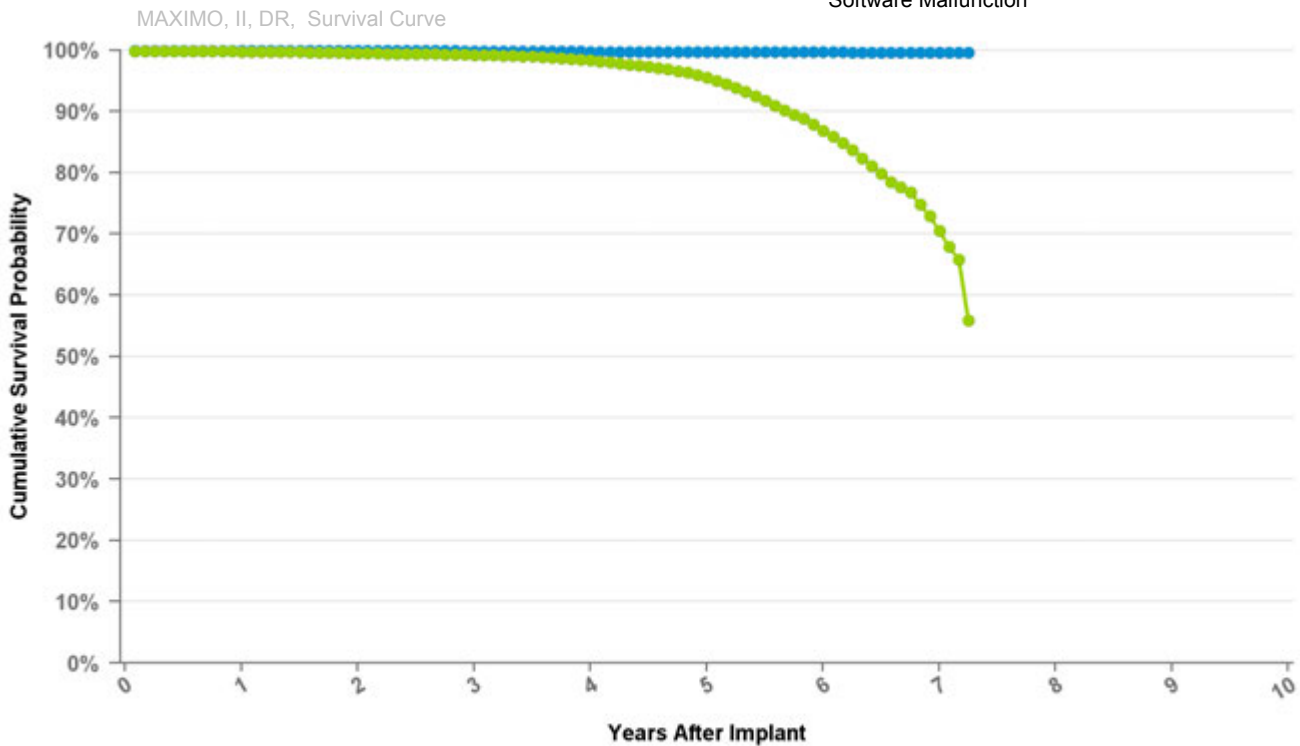
Electrical Component 0

Electrical Interconnect 0

Other Malfunction 0

Poss Early Battery Depltn 0

Software Malfunction 0



Curve Name

● Excluding Normal Battery Depletion ● Including Normal Battery Depletion

Years	1	2	3	4	5	6	7	at 87 mo
Excluding NBD	100.0%	100.0%	99.9%	99.8%	99.7%	99.7%	99.6%	99.6%
Including NBD	99.8%	99.6%	99.2%	98.3%	95.6%	86.9%	70.6%	56.0%
Effective Sample Size	17488	16301	14794	12731	9443	4803	768	113

Implantable Cardioverter Defibrillator

D264VRM Maximo II VR

US Market Release Date 05/02/2012

CE Market Approval Date 12/17/2010

Registered US Implants 1

Estimated Active US Implants 1

Normal Battery Depletions (US) 0

NBG Code VVE-VVIR

Max Delivered Energy 35 J

Total Malfunctions (US) 0

Therapy Not Compromised Malfunctions 0

Battery Malfunction 0

Electrical Component 0

Electrical Interconnect 0

Other Malfunction 0

Poss Early Battery Depltn 0

Software Malfunction 0

Therapy Compromised Malfunctions 0

Battery Malfunction 0

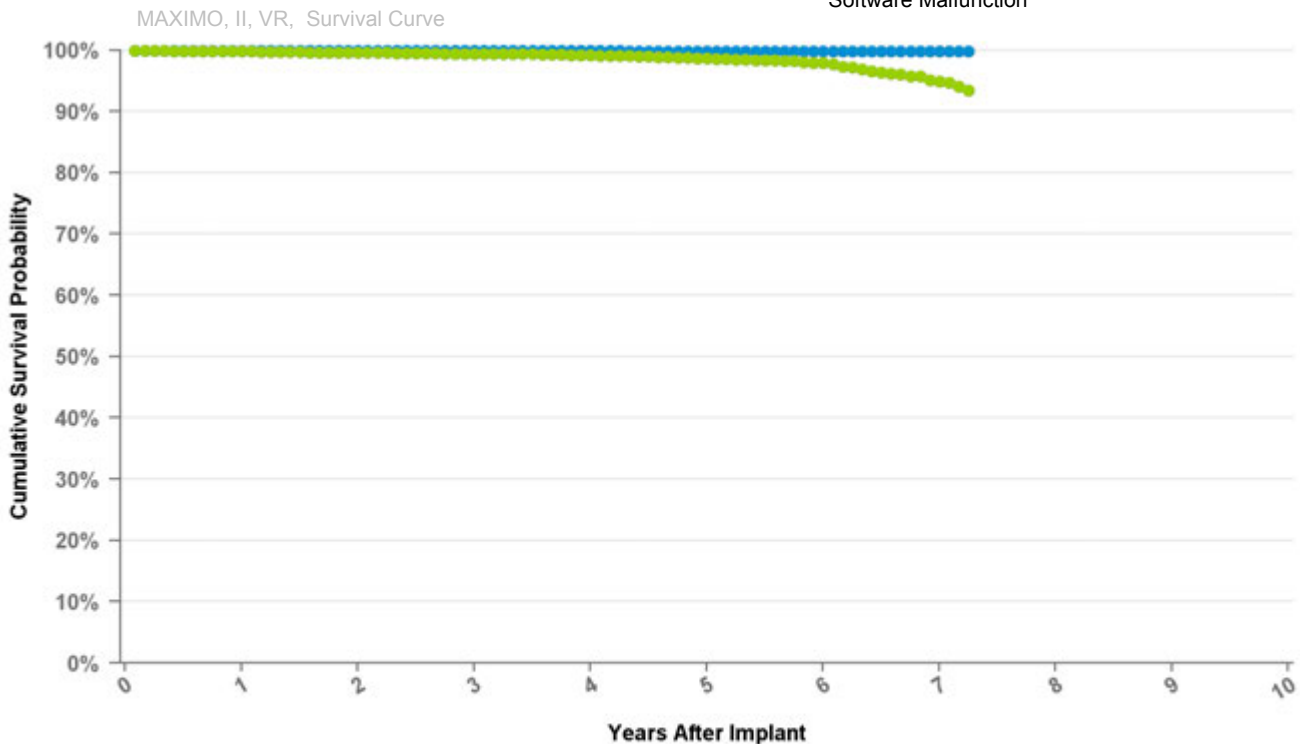
Electrical Component 0

Electrical Interconnect 0

Other Malfunction 0

Poss Early Battery Depltn 0

Software Malfunction 0



Curve Name

● Excluding Normal Battery Depletion ● Including Normal Battery Depletion

Years	1	2	3	4	5	6	7	at 87 mo
Excluding NBD	100.0%	99.9%	99.9%	99.9%	99.9%	99.8%	99.8%	99.8%
Including NBD	99.8%	99.6%	99.5%	99.2%	98.7%	97.9%	94.9%	93.5%
Effective Sample Size	11144	10426	9376	7936	5967	3322	641	156

Implantable Cardioverter Defibrillator

D274DRG Virtuoso II DR

US Market Release Date 08/15/2009

CE Market Approval Date

Registered US Implants 22,234

Estimated Active US Implants 14,188

Normal Battery Depletions (US) 629

NBG Code DDE-DDDR

Max Delivered Energy 35 J

Total Malfunctions (US) 24

Therapy Not Compromised Malfunctions 21

Battery Malfunction 4

Electrical Component 9

Electrical Interconnect 0

Other Malfunction 0

Poss Early Battery Depltn 7

Software Malfunction 1

Therapy Compromised Malfunctions 3

Battery Malfunction 0

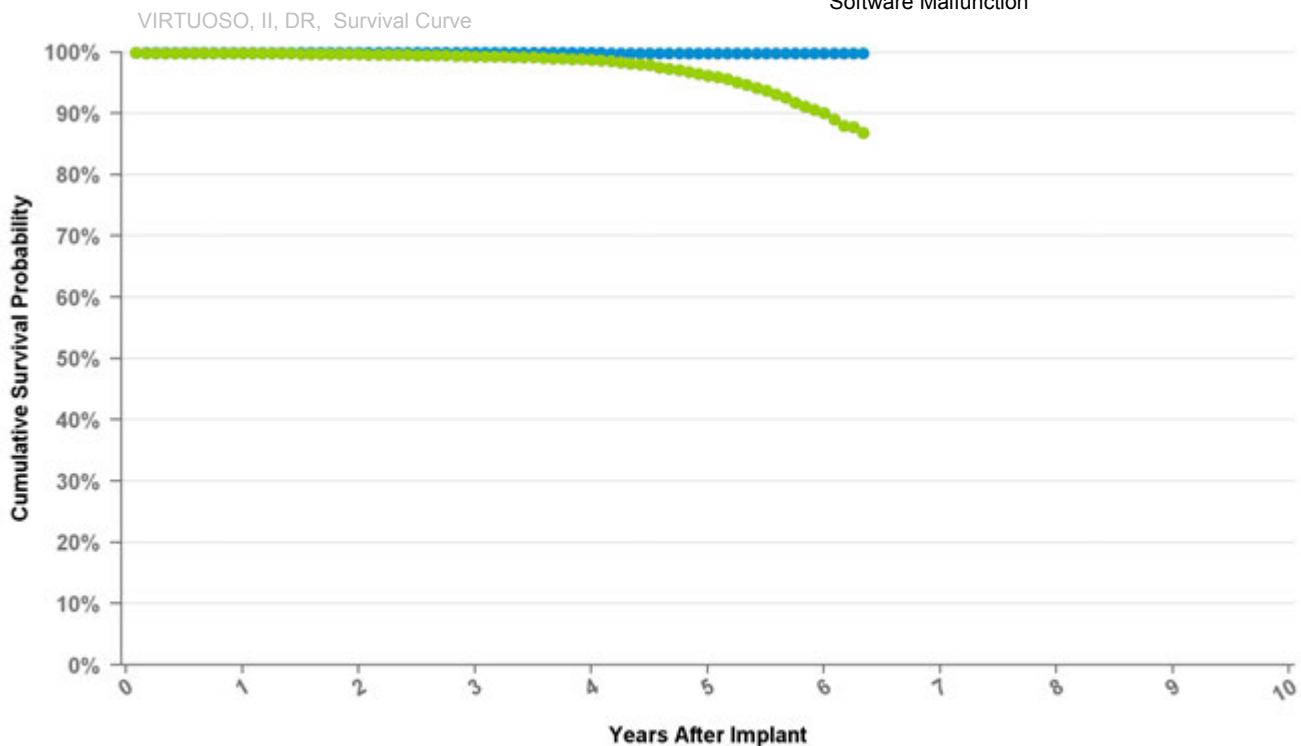
Electrical Component 2

Electrical Interconnect 0

Other Malfunction 1

Poss Early Battery Depltn 0

Software Malfunction 0



Curve Name

● Excluding Normal Battery Depletion ● Including Normal Battery Depletion

Years	1	2	3	4	5	6	at 76 mo
Excluding NBD	100.0%	100.0%	100.0%	99.9%	99.9%	99.9%	99.9%
Including NBD	99.8%	99.7%	99.4%	98.8%	96.2%	90.1%	86.9%
Effective Sample Size	19268	18087	17025	15728	11410	2951	391

Implantable Cardioverter Defibrillator

D274VRC Virtuoso II VR

US Market Release Date 08/15/2009

CE Market Approval Date

Registered US Implants 9,118

Estimated Active US Implants 6,449

Normal Battery Depletions (US) 39

NBG Code VVE-VVIR

Max Delivered Energy 35 J

Total Malfunctions (US) 10

Therapy Not Compromised Malfunctions 10

Battery Malfunction 5

Electrical Component 2

Electrical Interconnect 0

Other Malfunction 0

Poss Early Battery Depltn 2

Software Malfunction 1

Therapy Compromised Malfunctions 0

Battery Malfunction 0

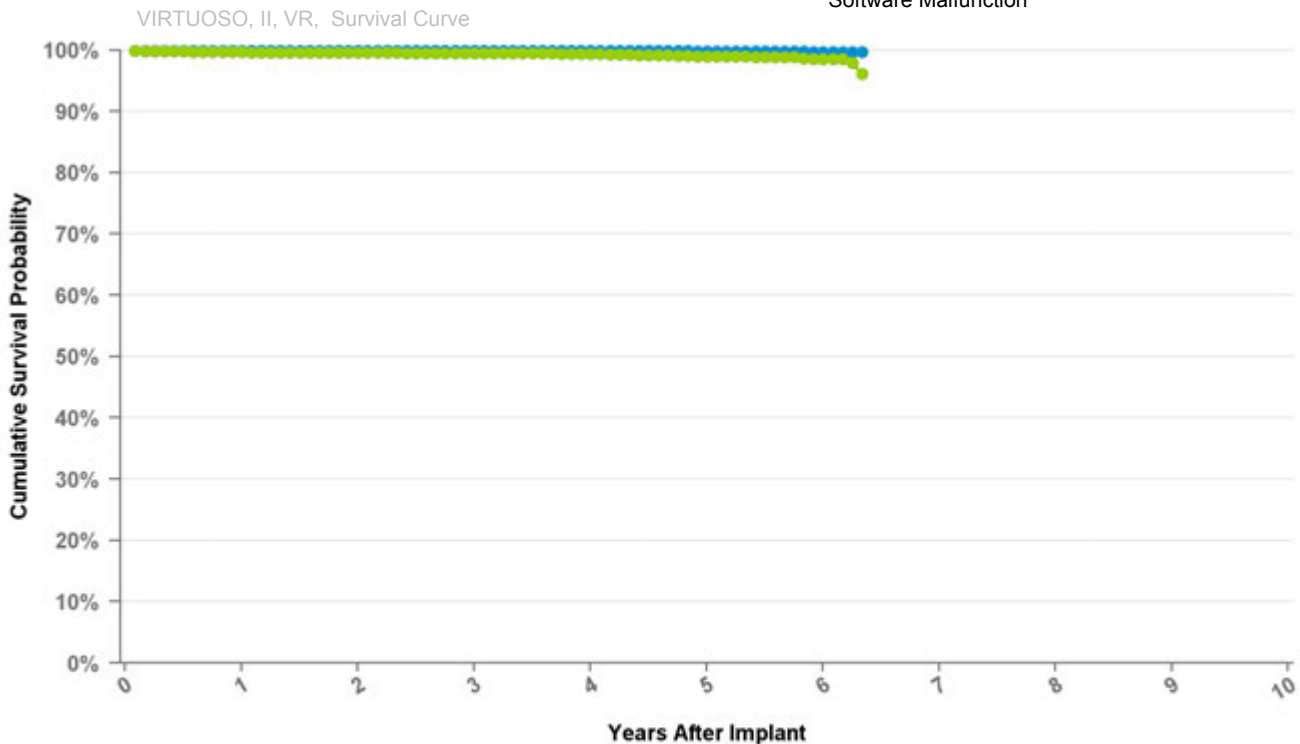
Electrical Component 0

Electrical Interconnect 0

Other Malfunction 0

Poss Early Battery Depltn 0

Software Malfunction 0



Curve Name

● Excluding Normal Battery Depletion ● Including Normal Battery Depletion

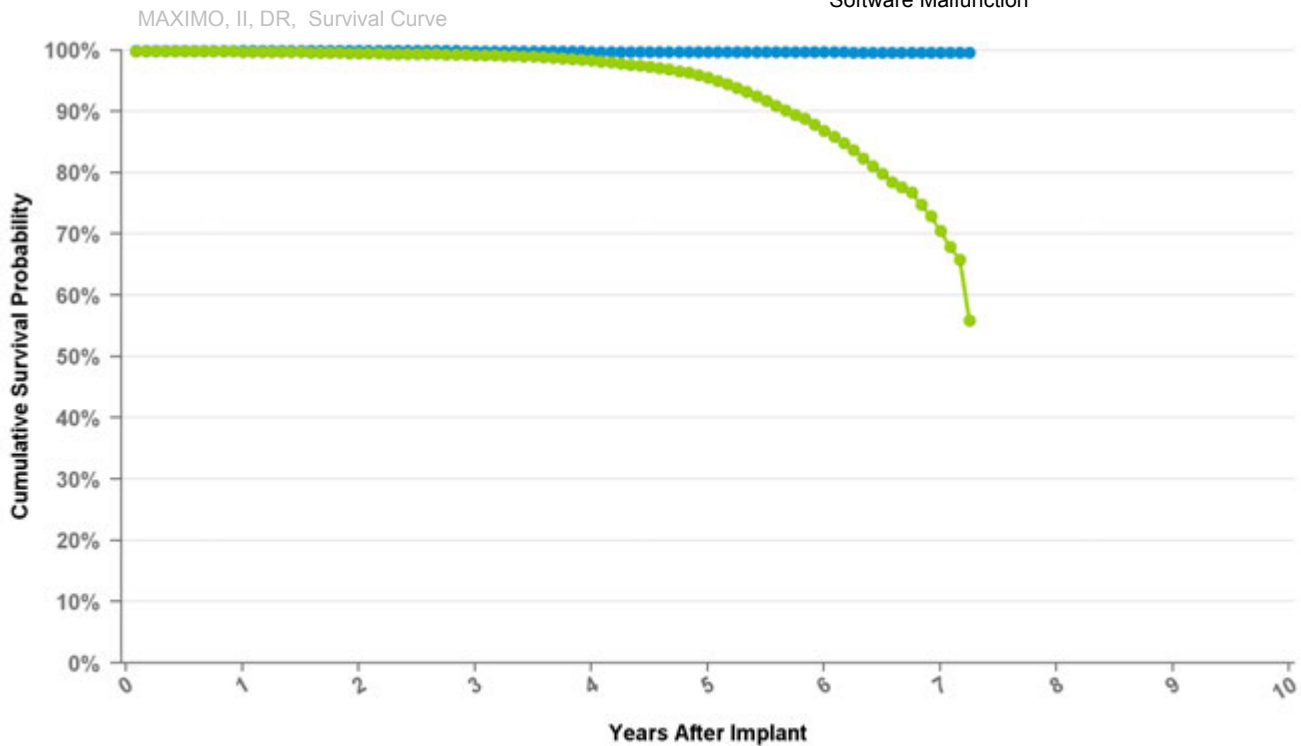
Years	1	2	3	4	5	6	at 76 mo
Excluding NBD	100.0%	100.0%	100.0%	99.9%	99.9%	99.8%	99.8%
Including NBD	99.7%	99.7%	99.5%	99.4%	99.0%	98.6%	96.2%
Effective Sample Size	7768	7292	6880	6369	4610	1241	114

Implantable Cardioverter Defibrillator

D284DRG Maximo II DR

US Market Release Date	09/17/2008
CE Market Approval Date	03/14/2008
Registered US Implants	20,049
Estimated Active US Implants	11,795
Normal Battery Depletions (US)	1,135
NBG Code	VVE-DDDR
Max Delivered Energy	35 J

Total Malfunctions (US)	46
Therapy Not Compromised Malfunctions	40
Battery Malfunction	1
Electrical Component	11
Electrical Interconnect	0
Other Malfunction	0
Poss Early Battery Depltn	28
Software Malfunction	0
Therapy Compromised Malfunctions	6
Battery Malfunction	0
Electrical Component	5
Electrical Interconnect	0
Other Malfunction	0
Poss Early Battery Depltn	1
Software Malfunction	0



Curve Name

- Excluding Normal Battery Depletion
- Including Normal Battery Depletion

Years	1	2	3	4	5	6	7	at 87 mo
Excluding NBD	100.0%	100.0%	99.9%	99.8%	99.7%	99.7%	99.6%	99.6%
Including NBD	99.8%	99.6%	99.2%	98.3%	95.6%	86.9%	70.6%	56.0%
Effective Sample Size	17488	16301	14794	12731	9443	4803	768	113

Implantable Cardioverter Defibrillator

D284VRC Maximo II VR

US Market Release Date 09/17/2008

CE Market Approval Date 03/14/2008

Registered US Implants 12,966

Estimated Active US Implants 9,032

Normal Battery Depletions (US) 129

NBG Code VVE-VVIR

Max Delivered Energy 35 J

Total Malfunctions (US) 16

Therapy Not Compromised Malfunctions 12

Battery Malfunction 2

Electrical Component 4

Electrical Interconnect 0

Other Malfunction 0

Poss Early Battery Depltn 3

Software Malfunction 3

Therapy Compromised Malfunctions 4

Battery Malfunction 1

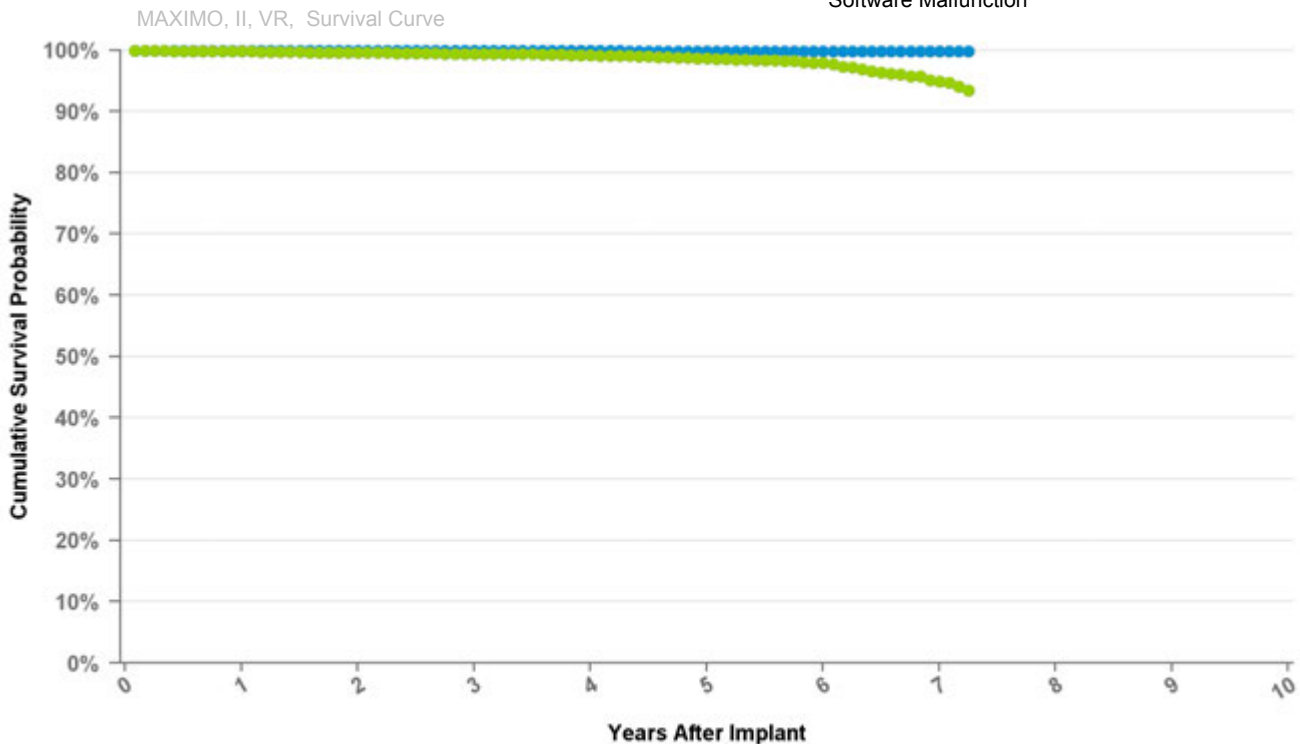
Electrical Component 2

Electrical Interconnect 0

Other Malfunction 0

Poss Early Battery Depltn 0

Software Malfunction 1



Curve Name

● Excluding Normal Battery Depletion ● Including Normal Battery Depletion

Years	1	2	3	4	5	6	7	at 87 mo
Excluding NBD	100.0%	99.9%	99.9%	99.9%	99.9%	99.8%	99.8%	99.8%
Including NBD	99.8%	99.6%	99.5%	99.2%	98.7%	97.9%	94.9%	93.5%
Effective Sample Size	11144	10426	9376	7936	5967	3322	641	156

Implantable Cardioverter Defibrillator

D294DRG Virtuoso II DR

US Market Release Date

CE Market Approval Date 08/20/2008

Registered US Implants 1

Estimated Active US Implants 0

Normal Battery Depletions (US) 0

NBG Code DDE-DDDR

Max Delivered Energy 35 J

Total Malfunctions (US) 0

Therapy Not Compromised Malfunctions

Battery Malfunction 0

Electrical Component 0

Electrical Interconnect 0

Other Malfunction 0

Poss Early Battery Depltn 0

Software Malfunction 0

Therapy Compromised Malfunctions

Battery Malfunction 0

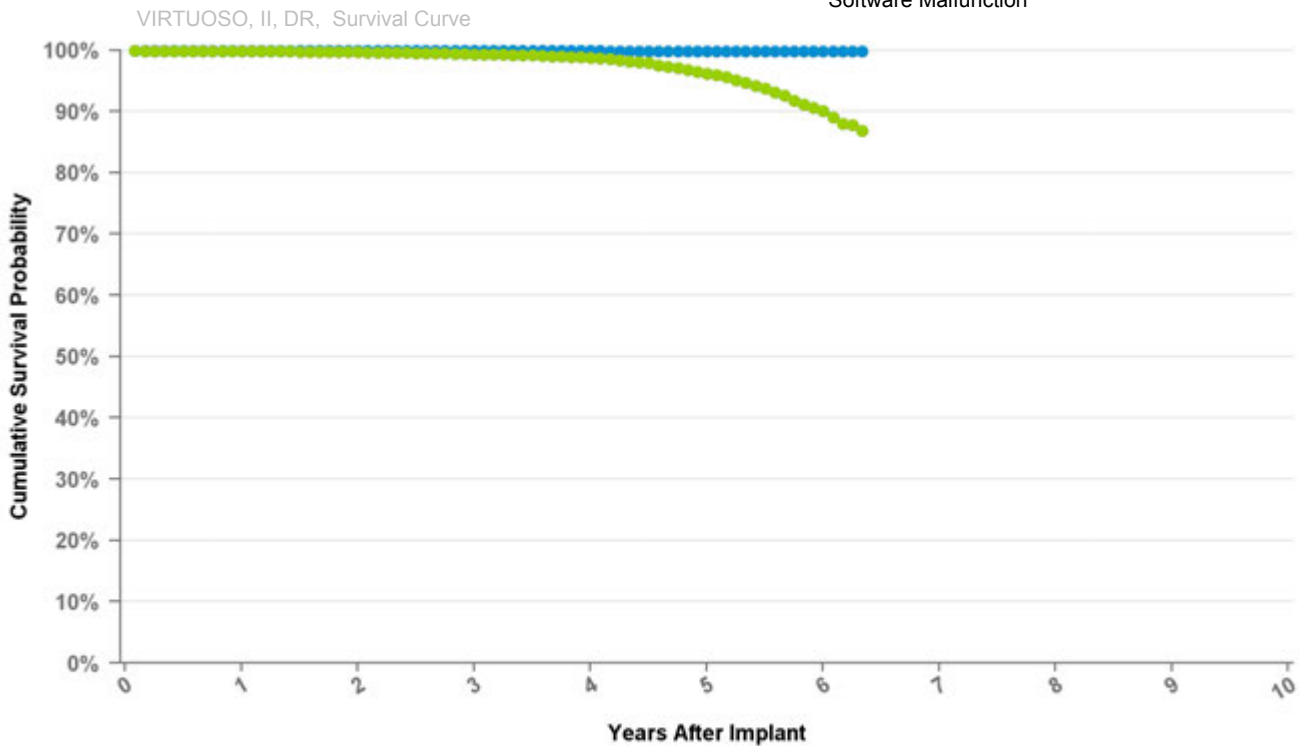
Electrical Component 0

Electrical Interconnect 0

Other Malfunction 0

Poss Early Battery Depltn 0

Software Malfunction 0



Curve Name

● Excluding Normal Battery Depletion ● Including Normal Battery Depletion

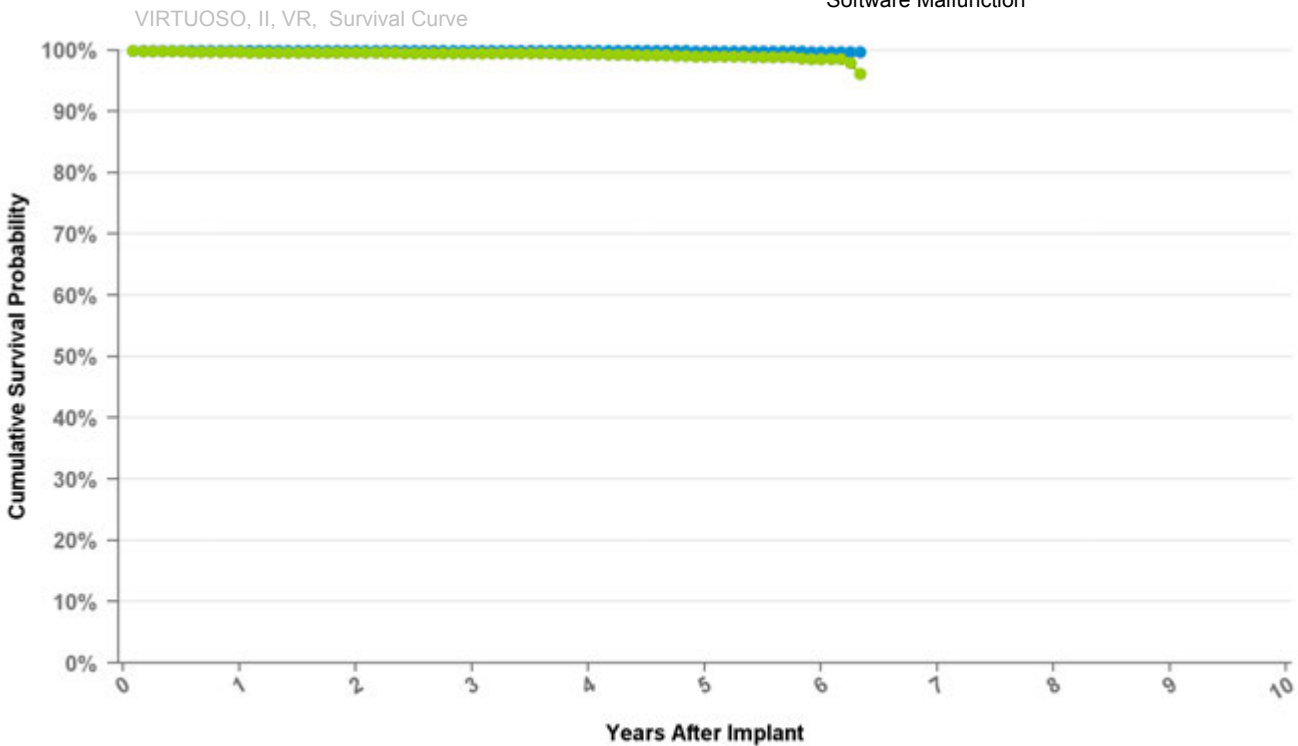
Years	1	2	3	4	5	6	at 76 mo
Excluding NBD	100.0%	100.0%	100.0%	99.9%	99.9%	99.9%	99.9%
Including NBD	99.8%	99.7%	99.4%	98.8%	96.2%	90.1%	86.9%
Effective Sample Size	19268	18087	17025	15728	11410	2951	391

Implantable Cardioverter Defibrillator

D294VRC Virtuoso II VR

US Market Release Date	
CE Market Approval Date	08/20/2008
Registered US Implants	0
Estimated Active US Implants	0
Normal Battery Depletions (US)	0
NBG Code	VVE-VVIR
Max Delivered Energy	35 J

Total Malfunctions (US)	0
Therapy Not Compromised Malfunctions	0
Battery Malfunction	0
Electrical Component	0
Electrical Interconnect	0
Other Malfunction	0
Poss Early Battery Depltn	0
Software Malfunction	0
Therapy Compromised Malfunctions	0
Battery Malfunction	0
Electrical Component	0
Electrical Interconnect	0
Other Malfunction	0
Poss Early Battery Depltn	0
Software Malfunction	0



Curve Name

- Excluding Normal Battery Depletion
- Including Normal Battery Depletion

Years	1	2	3	4	5	6	at 76 mo
Excluding NBD	100.0%	100.0%	100.0%	99.9%	99.9%	99.8%	99.8%
Including NBD	99.7%	99.7%	99.5%	99.4%	99.0%	98.6%	96.2%
Effective Sample Size	7768	7292	6880	6369	4610	1241	114

Implantable Cardioverter Defibrillator

D314DRG Protecta XT DR

US Market Release Date 03/25/2011

CE Market Approval Date

Registered US Implants 34,713

Estimated Active US Implants 28,231

Normal Battery Depletions (US) 141

NBG Code DDE-DDDR

Max Delivered Energy 35 J

Total Malfunctions (US) 29

Therapy Not Compromised Malfunctions 23

Battery Malfunction 2

Electrical Component 19

Electrical Interconnect 0

Other Malfunction 0

Poss Early Battery Depltn 2

Software Malfunction 0

Therapy Compromised Malfunctions 6

Battery Malfunction 0

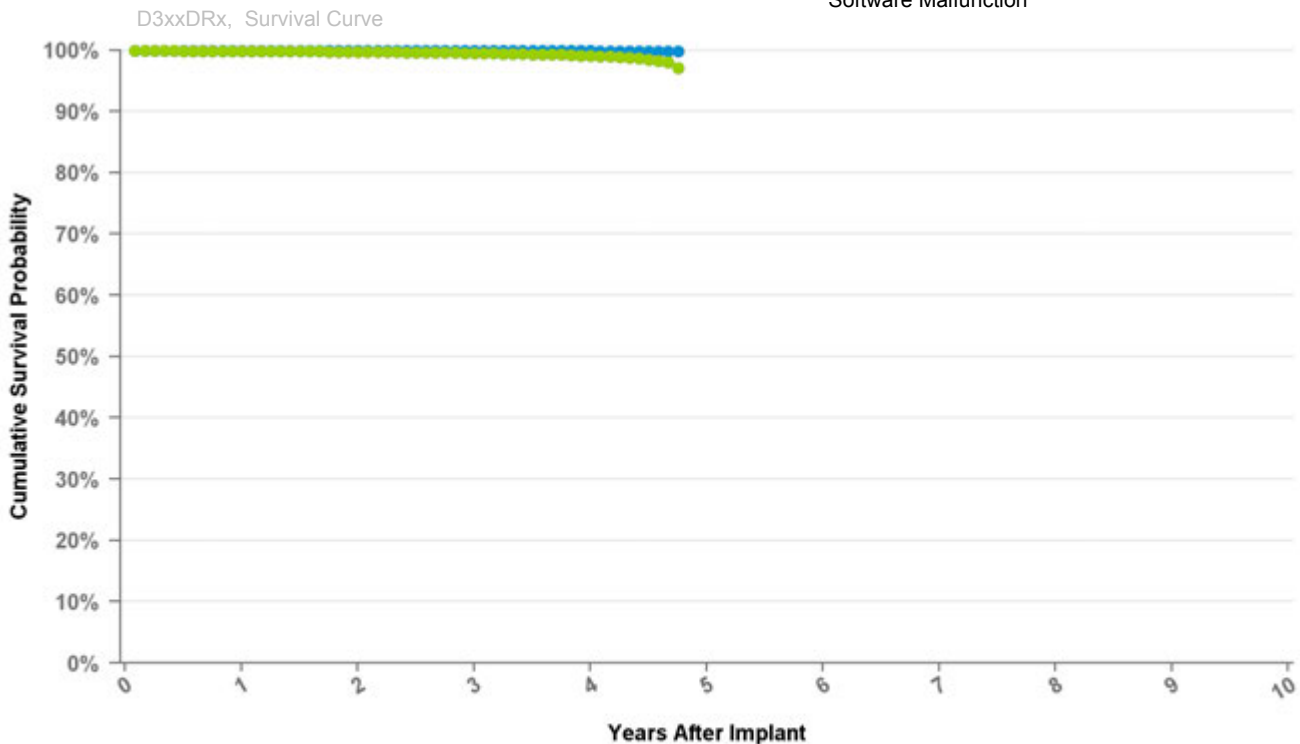
Electrical Component 6

Electrical Interconnect 0

Other Malfunction 0

Poss Early Battery Depltn 0

Software Malfunction 0



Curve Name

● Excluding Normal Battery Depletion ● Including Normal Battery Depletion

Years	1	2	3	4	at 57 mo
Excluding NBD	100.0%	100.0%	99.9%	99.9%	99.9%
Including NBD	99.9%	99.8%	99.6%	99.1%	97.1%
Effective Sample Size	55386	50929	39144	14043	763

Implantable Cardioverter Defibrillator

D314DRM Protecta XT DR

US Market Release Date 11/09/2011

CE Market Approval Date

Registered US Implants 13,884

Estimated Active US Implants 11,991

Normal Battery Depletions (US) 27

NBG Code DDE-DDDR

Max Delivered Energy 35 J

Total Malfunctions (US) 10

Therapy Not Compromised Malfunctions 10

Battery Malfunction 0

Electrical Component 9

Electrical Interconnect 0

Other Malfunction 1

Poss Early Battery Depltn 0

Software Malfunction 0

Therapy Compromised Malfunctions 0

Battery Malfunction 0

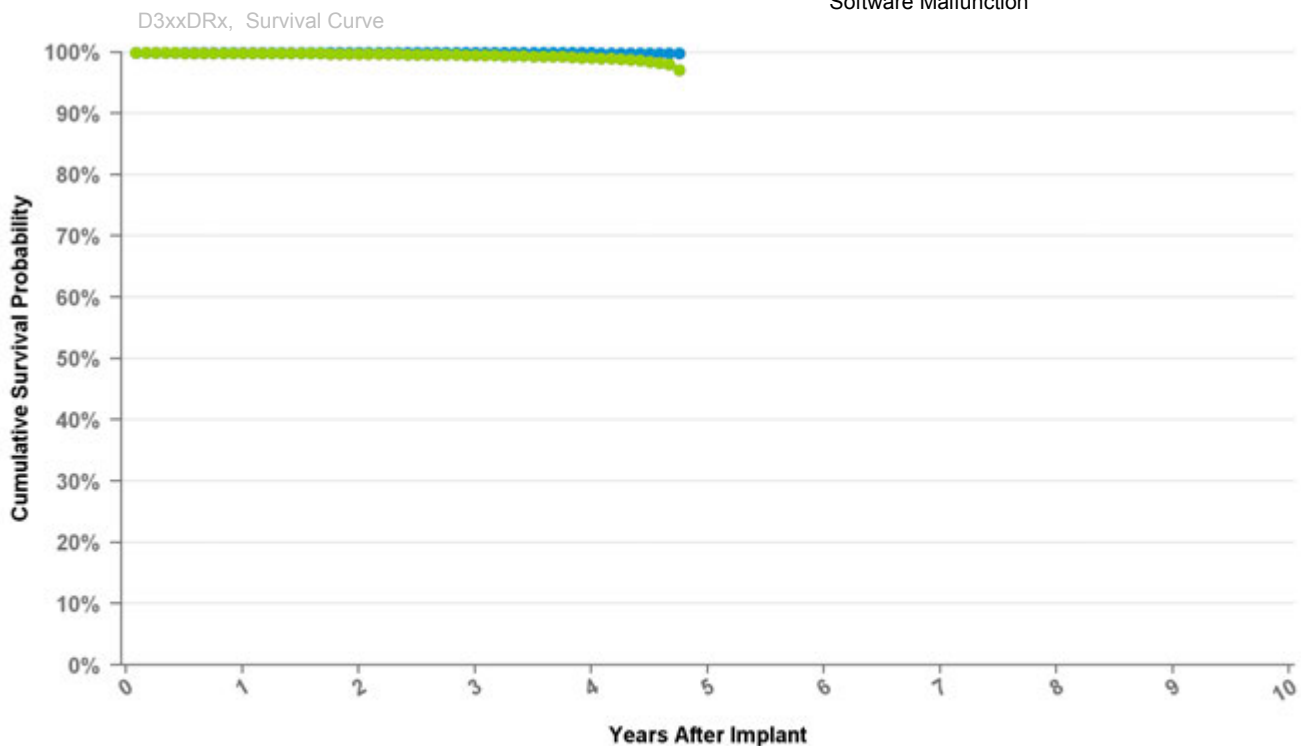
Electrical Component 0

Electrical Interconnect 0

Other Malfunction 0

Poss Early Battery Depltn 0

Software Malfunction 0



Curve Name

● Excluding Normal Battery Depletion ● Including Normal Battery Depletion

Years	1	2	3	4	at 57 mo
Excluding NBD	100.0%	100.0%	99.9%	99.9%	99.9%
Including NBD	99.9%	99.8%	99.6%	99.1%	97.1%
Effective Sample Size	55386	50929	39144	14043	763

Implantable Cardioverter Defibrillator

D314VRG Protecta XT VR

US Market Release Date 03/25/2011

CE Market Approval Date

Registered US Implants 14,146

Estimated Active US Implants 11,706

Normal Battery Depletions (US) 25

NBG Code VVE-VVIR

Max Delivered Energy 35 J

Total Malfunctions (US) 7

Therapy Not Compromised Malfunctions 6

Battery Malfunction 0

Electrical Component 5

Electrical Interconnect 0

Other Malfunction 1

Poss Early Battery Depltn 0

Software Malfunction 0

Therapy Compromised Malfunctions 1

Battery Malfunction 0

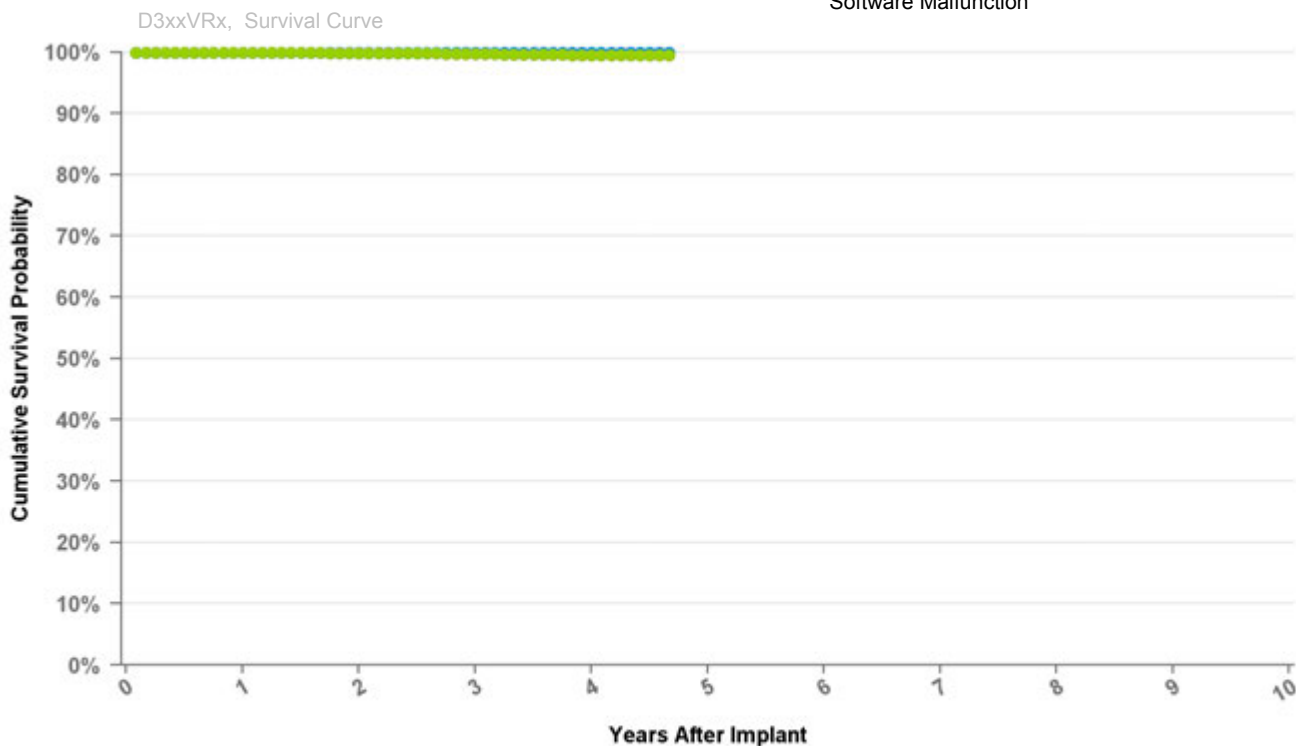
Electrical Component 1

Electrical Interconnect 0

Other Malfunction 0

Poss Early Battery Depltn 0

Software Malfunction 0



Curve Name

● Excluding Normal Battery Depletion ● Including Normal Battery Depletion

Years	1	2	3	4	at 56 mo
Excluding NBD	100.0%	100.0%	100.0%	100.0%	100.0%
Including NBD	99.9%	99.9%	99.7%	99.6%	99.5%
Effective Sample Size	26504	23983	17741	5746	454

Implantable Cardioverter Defibrillator

D314VRM Protecta XT VR

US Market Release Date 05/02/2012

CE Market Approval Date

Registered US Implants 7,356

Estimated Active US Implants 6,356

Normal Battery Depletions (US) 7

NBG Code VVE-VVIR

Max Delivered Energy 35 J

Total Malfunctions (US) 1

Therapy Not Compromised Malfunctions 1

Battery Malfunction 0

Electrical Component 1

Electrical Interconnect 0

Other Malfunction 0

Poss Early Battery Depltn 0

Software Malfunction 0

Therapy Compromised Malfunctions 0

Battery Malfunction 0

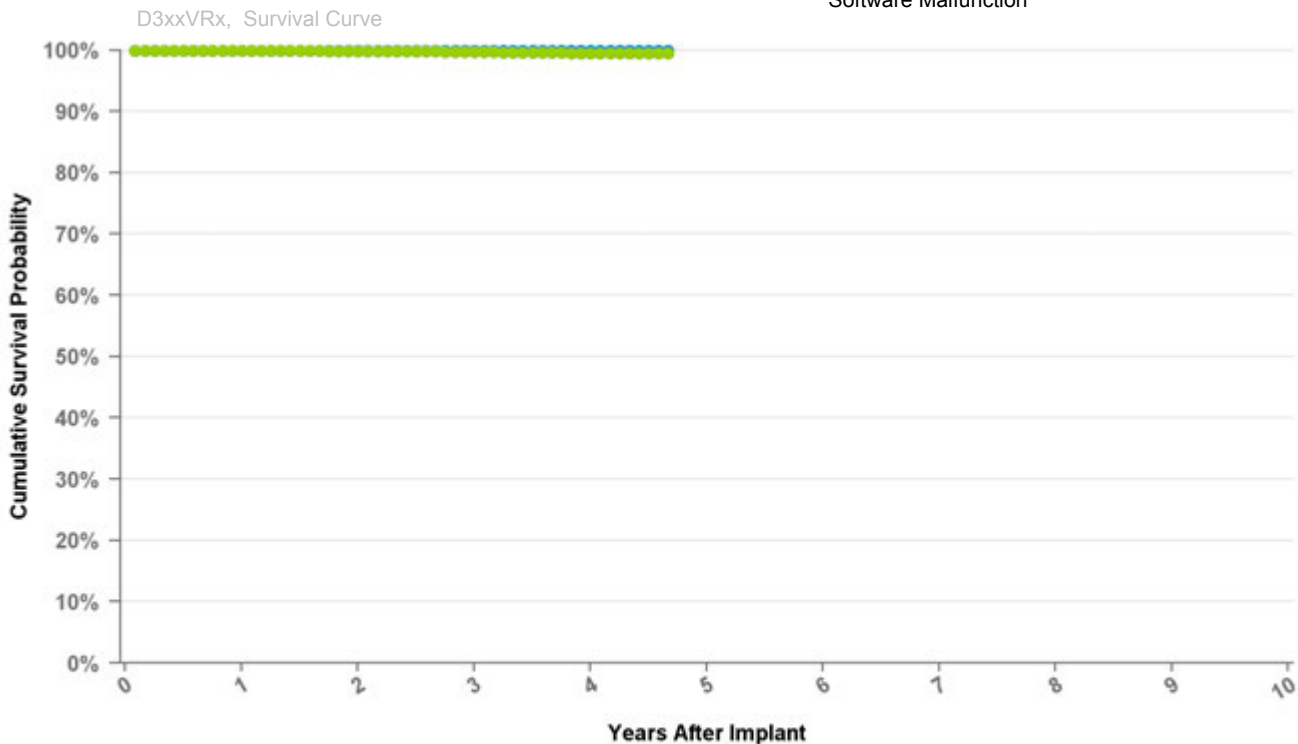
Electrical Component 0

Electrical Interconnect 0

Other Malfunction 0

Poss Early Battery Depltn 0

Software Malfunction 0



Curve Name

● Excluding Normal Battery Depletion ● Including Normal Battery Depletion

Years	1	2	3	4	at 56 mo
Excluding NBD	100.0%	100.0%	100.0%	100.0%	100.0%
Including NBD	99.9%	99.9%	99.7%	99.6%	99.5%
Effective Sample Size	26504	23983	17741	5746	454

Implantable Cardioverter Defibrillator

D334DRG Protecta DR

US Market Release Date 03/25/2011

CE Market Approval Date

Registered US Implants 10,670

Estimated Active US Implants 8,848

Normal Battery Depletions (US) 43

NBG Code DDE-DDDR

Max Delivered Energy 35 J

Total Malfunctions (US) 8

Therapy Not Compromised Malfunctions 6

Battery Malfunction 0

Electrical Component 5

Electrical Interconnect 0

Other Malfunction 0

Poss Early Battery Depltn 1

Software Malfunction 0

Therapy Compromised Malfunctions 2

Battery Malfunction 0

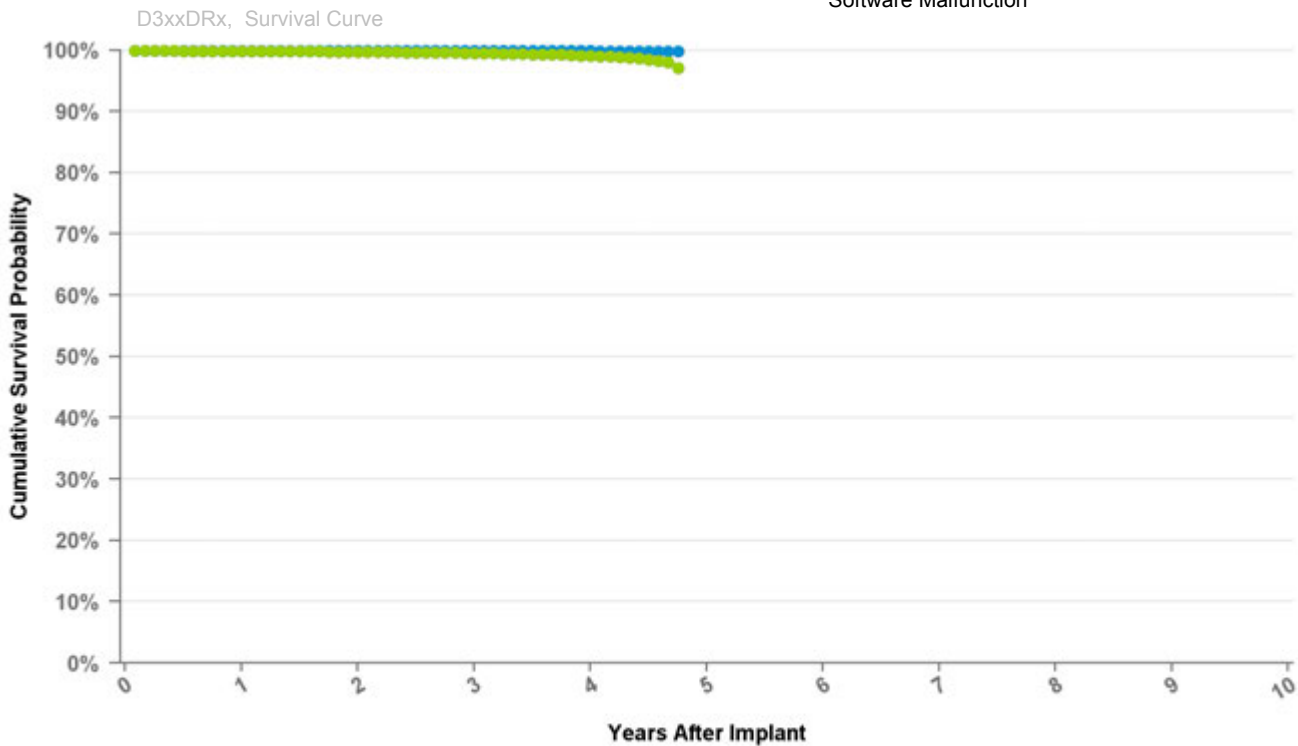
Electrical Component 2

Electrical Interconnect 0

Other Malfunction 0

Poss Early Battery Depltn 0

Software Malfunction 0



Curve Name

● Excluding Normal Battery Depletion ● Including Normal Battery Depletion

Years	1	2	3	4	at 57 mo
Excluding NBD	100.0%	100.0%	99.9%	99.9%	99.9%
Including NBD	99.9%	99.8%	99.6%	99.1%	97.1%
Effective Sample Size	55386	50929	39144	14043	763

Implantable Cardioverter Defibrillator

D334DRM Protecta DR

US Market Release Date 11/09/2011

CE Market Approval Date

Registered US Implants 2,972

Estimated Active US Implants 2,627

Normal Battery Depletions (US) 5

NBG Code DDE-DDDR

Max Delivered Energy 35 J

Total Malfunctions (US) 0

Therapy Not Compromised Malfunctions 0

Battery Malfunction 0

Electrical Component 0

Electrical Interconnect 0

Other Malfunction 0

Poss Early Battery Depltn 0

Software Malfunction 0

Therapy Compromised Malfunctions 0

Battery Malfunction 0

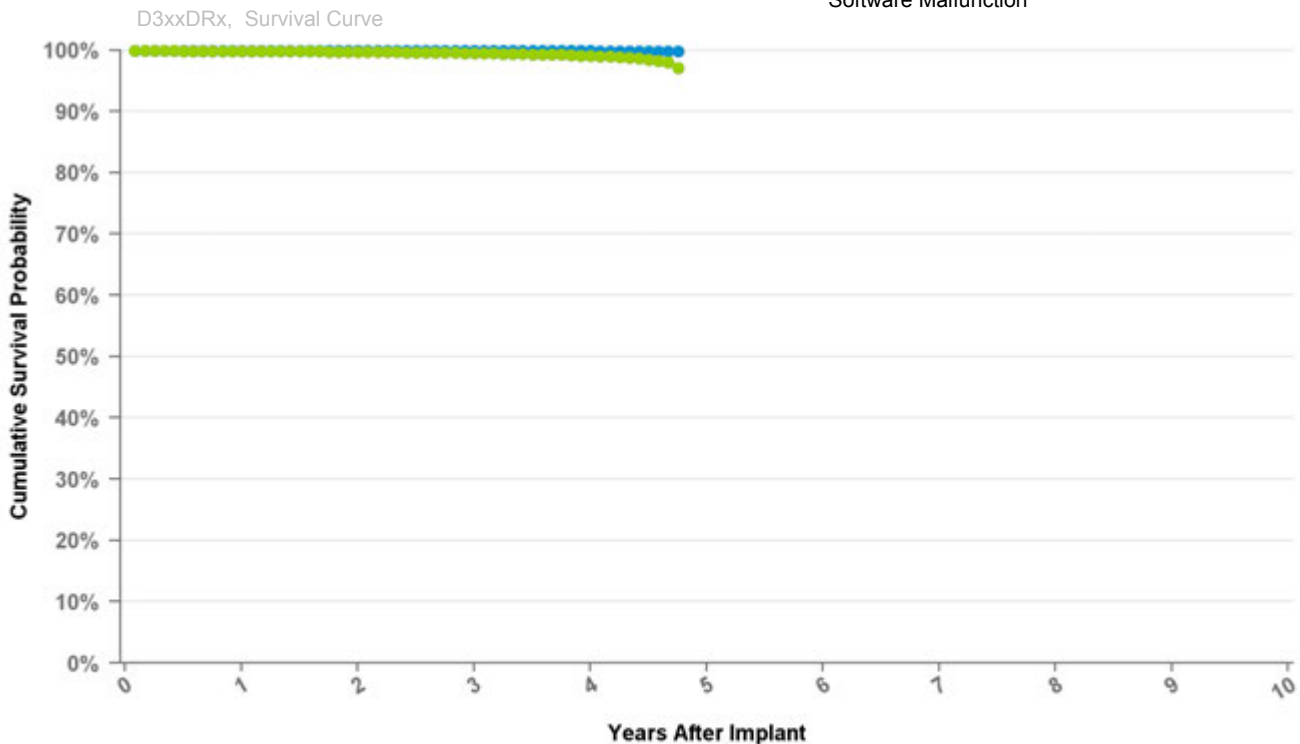
Electrical Component 0

Electrical Interconnect 0

Other Malfunction 0

Poss Early Battery Depltn 0

Software Malfunction 0



Curve Name

● Excluding Normal Battery Depletion ● Including Normal Battery Depletion

Years	1	2	3	4	at 57 mo
Excluding NBD	100.0%	100.0%	99.9%	99.9%	99.9%
Including NBD	99.9%	99.8%	99.6%	99.1%	97.1%
Effective Sample Size	55386	50929	39144	14043	763

Implantable Cardioverter Defibrillator

D334VRG Protecta VR

US Market Release Date 03/25/2011

CE Market Approval Date

Registered US Implants 6,460

Estimated Active US Implants 5,435

Normal Battery Depletions (US) 7

NBG Code VVE-VVIR

Max Delivered Energy 35 J

Total Malfunctions (US) 4

Therapy Not Compromised Malfunctions 3

Battery Malfunction 0

Electrical Component 2

Electrical Interconnect 0

Other Malfunction 0

Poss Early Battery Depltn 1

Software Malfunction 0

Therapy Compromised Malfunctions 1

Battery Malfunction 0

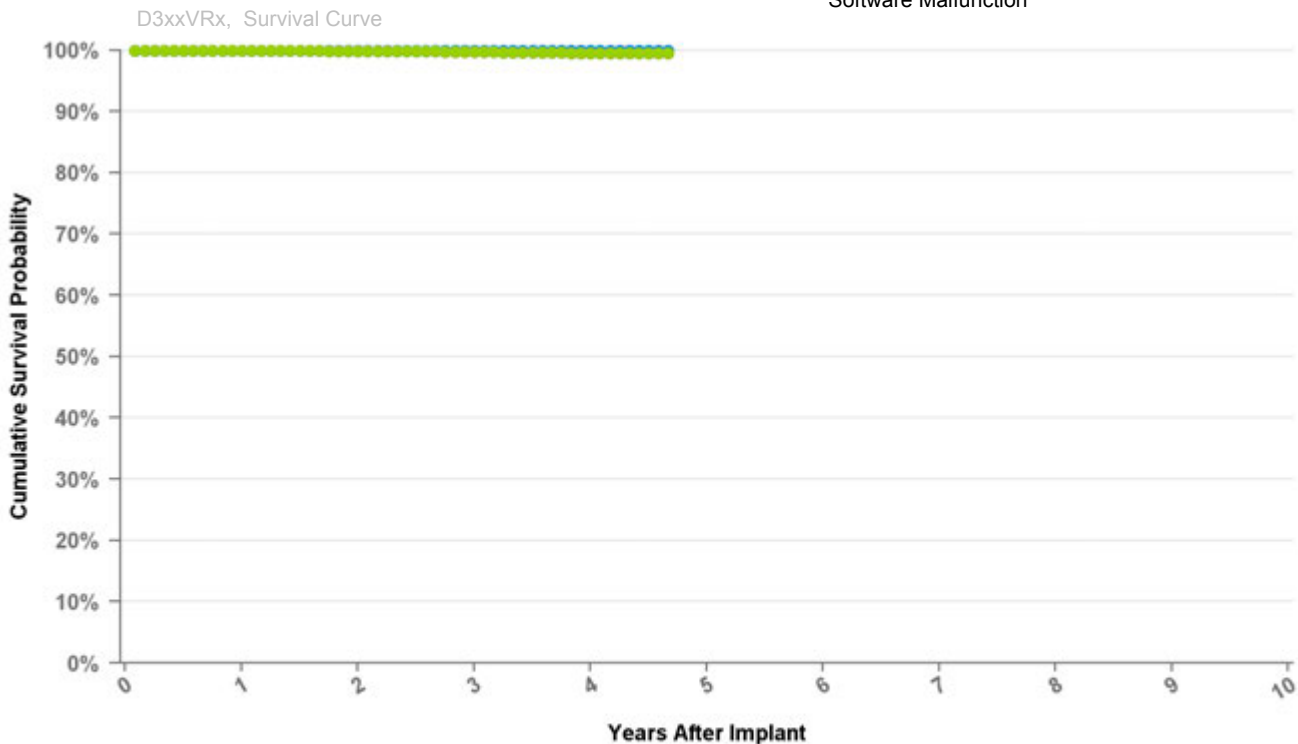
Electrical Component 1

Electrical Interconnect 0

Other Malfunction 0

Poss Early Battery Depltn 0

Software Malfunction 0



Curve Name

● Excluding Normal Battery Depletion ● Including Normal Battery Depletion

Years	1	2	3	4	at 56 mo
Excluding NBD	100.0%	100.0%	100.0%	100.0%	100.0%
Including NBD	99.9%	99.9%	99.7%	99.6%	99.5%
Effective Sample Size	26504	23983	17741	5746	454

Implantable Cardioverter Defibrillator

D334VRM Protecta VR

US Market Release Date 05/02/2012

CE Market Approval Date

Registered US Implants 2,154

Estimated Active US Implants 1,892

Normal Battery Depletions (US) 1

NBG Code VVE-VVIR

Max Delivered Energy 35 J

Total Malfunctions (US) 0

Therapy Not Compromised Malfunctions 0

Battery Malfunction 0

Electrical Component 0

Electrical Interconnect 0

Other Malfunction 0

Poss Early Battery Depltn 0

Software Malfunction 0

Therapy Compromised Malfunctions 0

Battery Malfunction 0

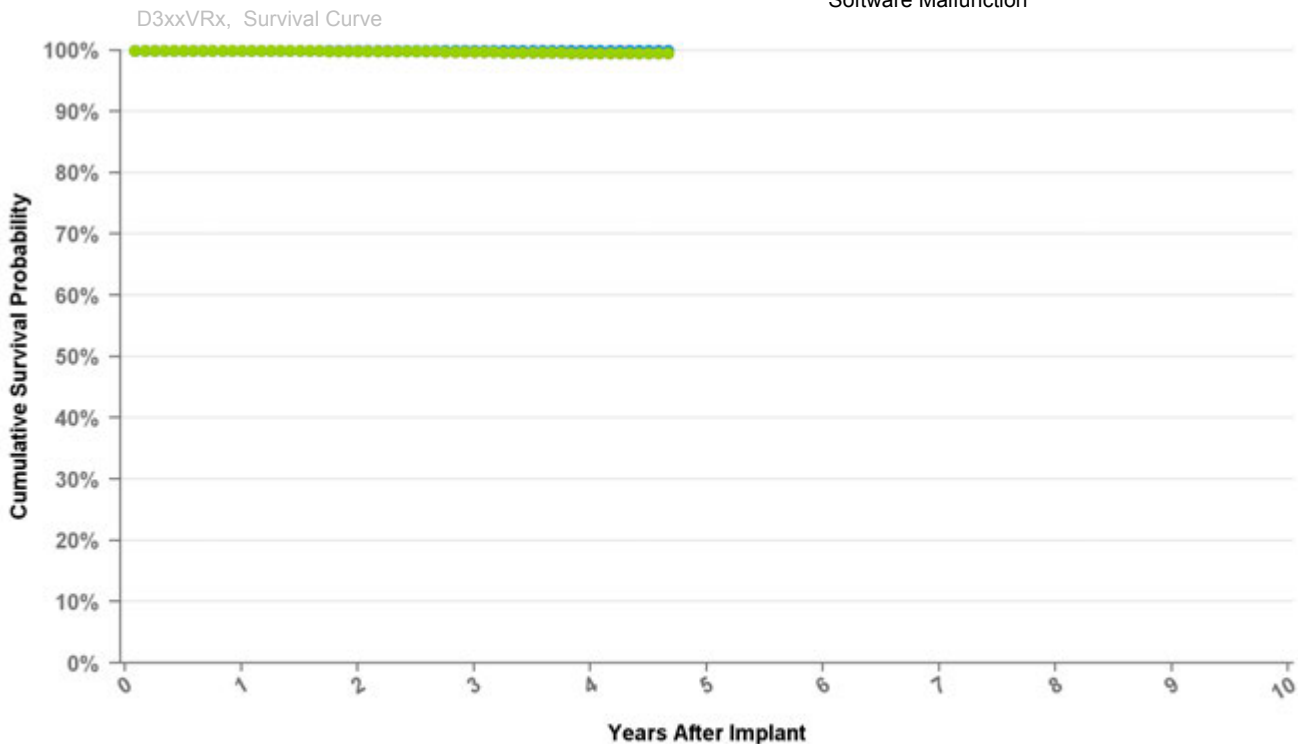
Electrical Component 0

Electrical Interconnect 0

Other Malfunction 0

Poss Early Battery Depltn 0

Software Malfunction 0



Curve Name

● Excluding Normal Battery Depletion ● Including Normal Battery Depletion

Years	1	2	3	4	at 56 mo
Excluding NBD	100.0%	100.0%	100.0%	100.0%	100.0%
Including NBD	99.9%	99.9%	99.7%	99.6%	99.5%
Effective Sample Size	26504	23983	17741	5746	454

Implantable Cardioverter Defibrillator

D354DRG Protecta XT DR

US Market Release Date

CE Market Approval Date 03/25/2010

Registered US Implants 2

Estimated Active US Implants 1

Normal Battery Depletions (US) 0

NBG Code DDE-DDDR

Max Delivered Energy 35 J

Total Malfunctions (US) 0

Therapy Not Compromised Malfunctions

Battery Malfunction 0

Electrical Component 0

Electrical Interconnect 0

Other Malfunction 0

Poss Early Battery Depltn 0

Software Malfunction 0

Therapy Compromised Malfunctions

Battery Malfunction 0

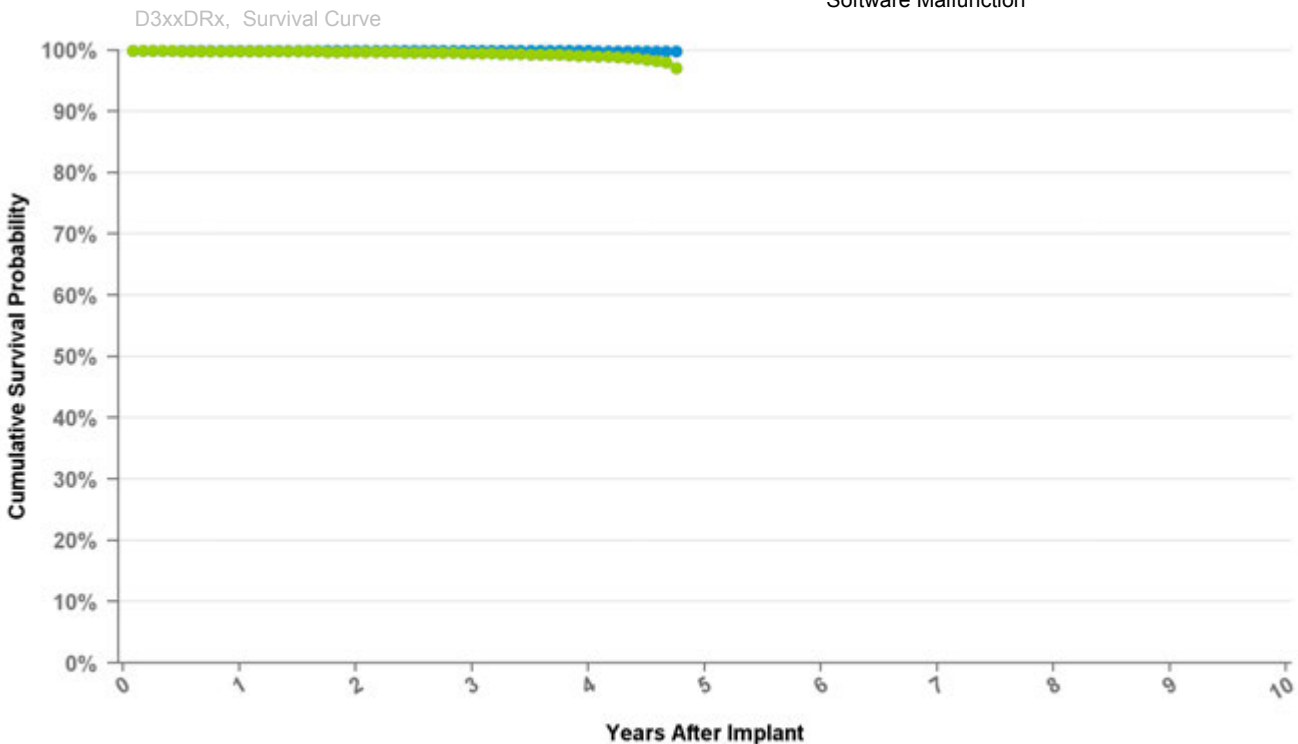
Electrical Component 0

Electrical Interconnect 0

Other Malfunction 0

Poss Early Battery Depltn 0

Software Malfunction 0



Curve Name

● Excluding Normal Battery Depletion ● Including Normal Battery Depletion

Years	1	2	3	4	at 57 mo
Excluding NBD	100.0%	100.0%	99.9%	99.9%	99.9%
Including NBD	99.9%	99.8%	99.6%	99.1%	97.1%
Effective Sample Size	55386	50929	39144	14043	763

Implantable Cardioverter Defibrillator

D354DRM Protecta XT DR

US Market Release Date

CE Market Approval Date 07/15/2010

Registered US Implants 0

Estimated Active US Implants 0

Normal Battery Depletions (US) 0

NBG Code DDE-DDDR

Max Delivered Energy 35 J

Total Malfunctions (US) 0

Therapy Not Compromised Malfunctions

Battery Malfunction 0

Electrical Component 0

Electrical Interconnect 0

Other Malfunction 0

Poss Early Battery Depltn 0

Software Malfunction 0

Therapy Compromised Malfunctions

Battery Malfunction 0

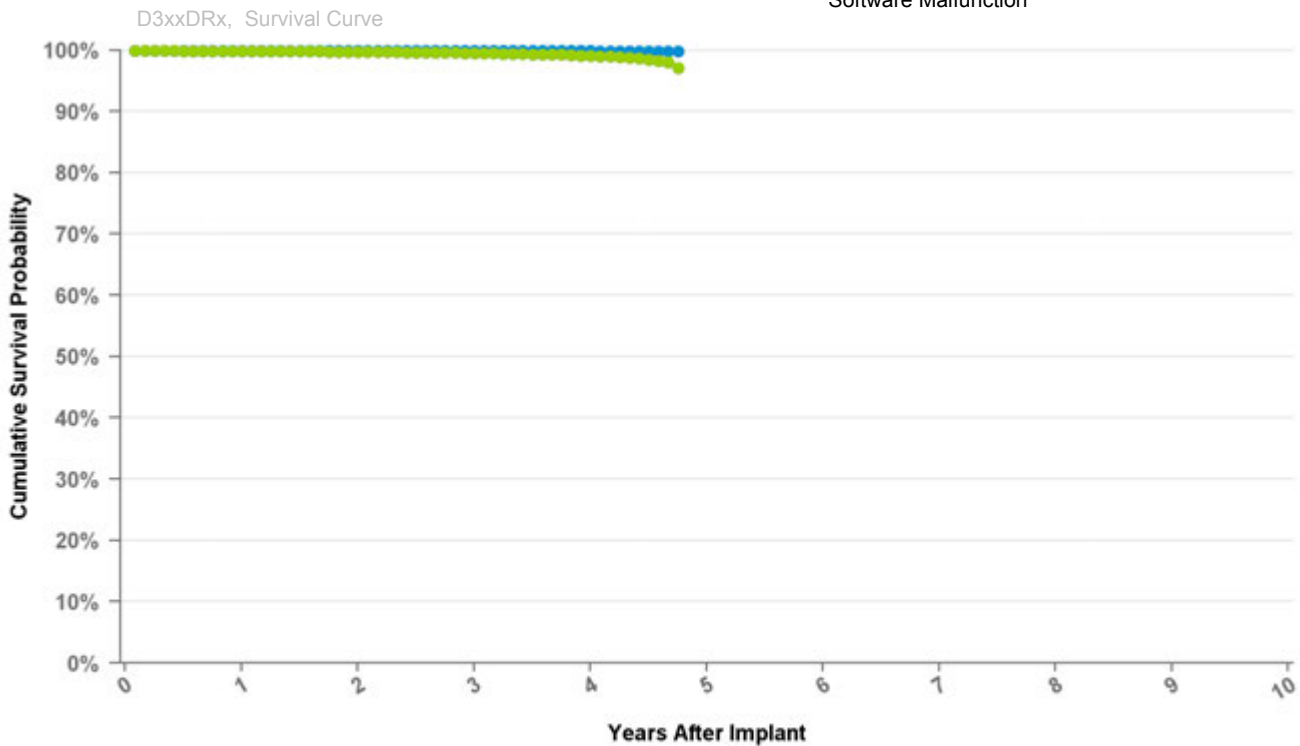
Electrical Component 0

Electrical Interconnect 0

Other Malfunction 0

Poss Early Battery Depltn 0

Software Malfunction 0



Curve Name

● Excluding Normal Battery Depletion ● Including Normal Battery Depletion

Years	1	2	3	4	at 57 mo
Excluding NBD	100.0%	100.0%	99.9%	99.9%	99.9%
Including NBD	99.9%	99.8%	99.6%	99.1%	97.1%
Effective Sample Size	55386	50929	39144	14043	763

Implantable Cardioverter Defibrillator

D354VRG Protecta XT VR

US Market Release Date

CE Market Approval Date 03/25/2010

Registered US Implants 0

Estimated Active US Implants 0

Normal Battery Depletions (US) 0

NBG Code VVE-VVIR

Max Delivered Energy 35 J

Total Malfunctions (US) 0

Therapy Not Compromised Malfunctions

Battery Malfunction 0

Electrical Component 0

Electrical Interconnect 0

Other Malfunction 0

Poss Early Battery Depltn 0

Software Malfunction 0

Therapy Compromised Malfunctions

Battery Malfunction 0

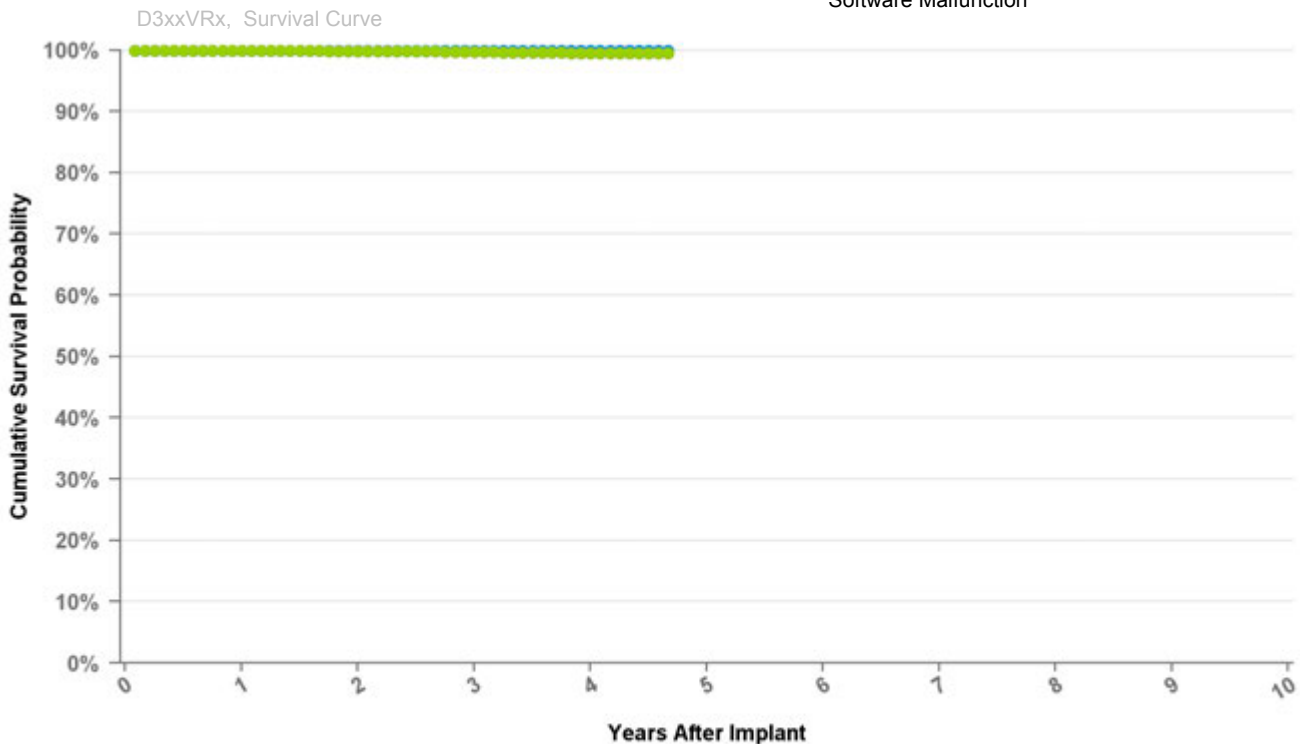
Electrical Component 0

Electrical Interconnect 0

Other Malfunction 0

Poss Early Battery Depltn 0

Software Malfunction 0



Curve Name

● Excluding Normal Battery Depletion ● Including Normal Battery Depletion

Years	1	2	3	4	at 56 mo
Excluding NBD	100.0%	100.0%	100.0%	100.0%	100.0%
Including NBD	99.9%	99.9%	99.7%	99.6%	99.5%
Effective Sample Size	26504	23983	17741	5746	454

Implantable Cardioverter Defibrillator

D354VRM Protecta XT VR

US Market Release Date

CE Market Approval Date 12/17/2010

Registered US Implants 0

Estimated Active US Implants 0

Normal Battery Depletions (US) 0

NBG Code VVE-VVIR

Max Delivered Energy 35 J

Total Malfunctions (US) 0

Therapy Not Compromised Malfunctions

Battery Malfunction 0

Electrical Component 0

Electrical Interconnect 0

Other Malfunction 0

Poss Early Battery Depltn 0

Software Malfunction 0

Therapy Compromised Malfunctions

Battery Malfunction 0

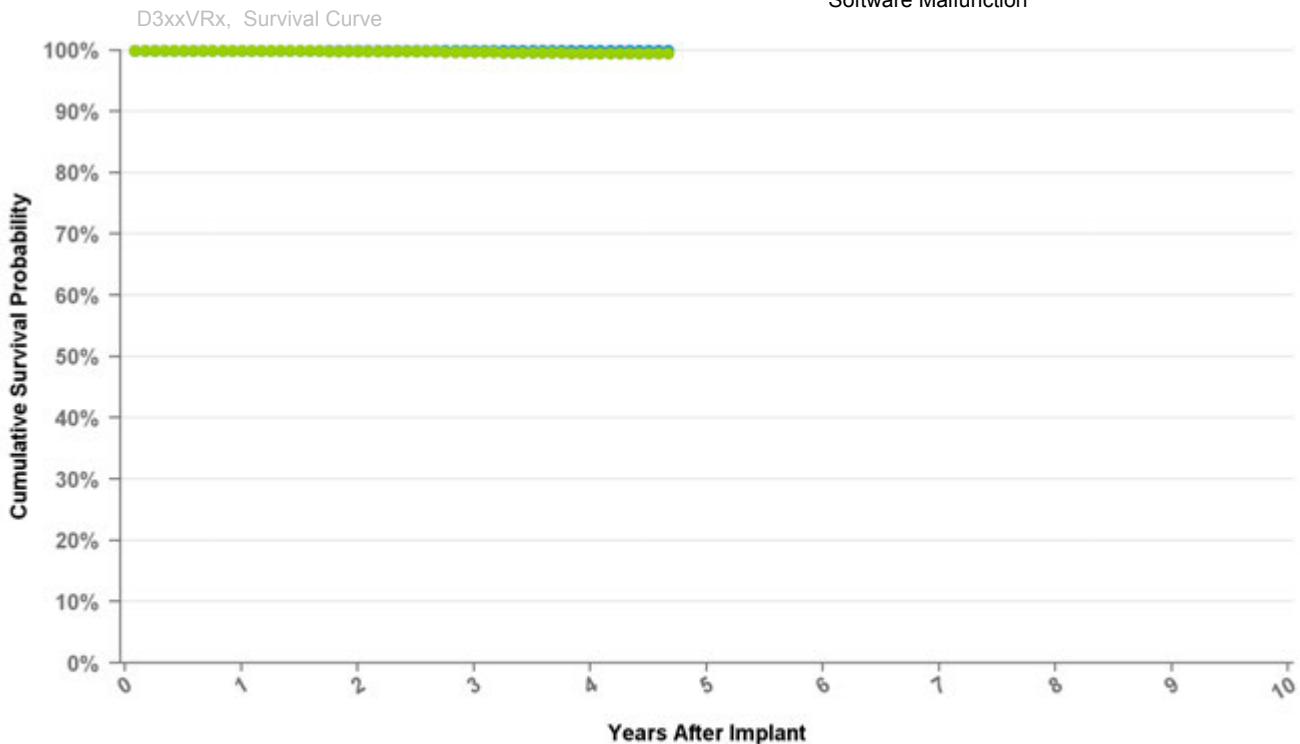
Electrical Component 0

Electrical Interconnect 0

Other Malfunction 0

Poss Early Battery Depltn 0

Software Malfunction 0



Curve Name

● Excluding Normal Battery Depletion ● Including Normal Battery Depletion

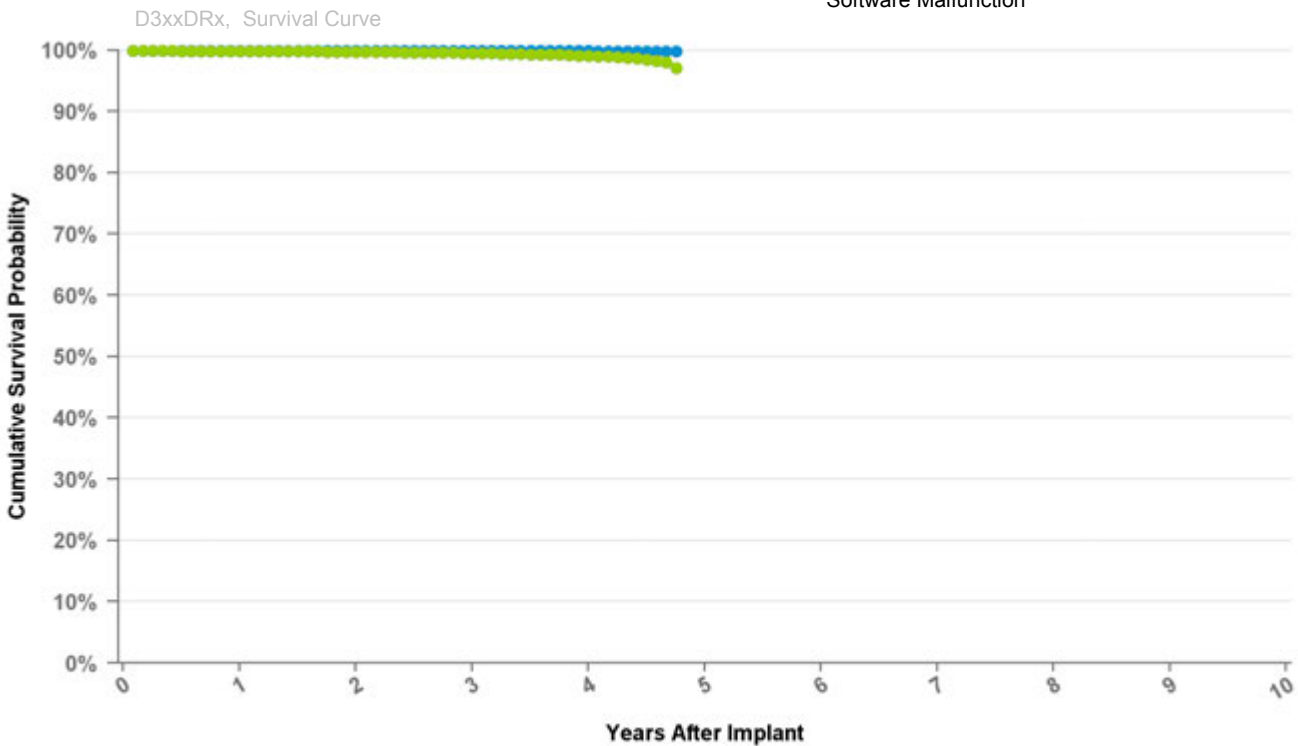
Years	1	2	3	4	at 56 mo
Excluding NBD	100.0%	100.0%	100.0%	100.0%	100.0%
Including NBD	99.9%	99.9%	99.7%	99.6%	99.5%
Effective Sample Size	26504	23983	17741	5746	454

Implantable Cardioverter Defibrillator

D364DRG Protecta DR

US Market Release Date	
CE Market Approval Date	03/25/2010
Registered US Implants	1
Estimated Active US Implants	1
Normal Battery Depletions (US)	0
NBG Code	DDE-DDDR
Max Delivered Energy	35 J

Total Malfunctions (US)	0
Therapy Not Compromised Malfunctions	0
Battery Malfunction	0
Electrical Component	0
Electrical Interconnect	0
Other Malfunction	0
Poss Early Battery Depltn	0
Software Malfunction	0
Therapy Compromised Malfunctions	0
Battery Malfunction	0
Electrical Component	0
Electrical Interconnect	0
Other Malfunction	0
Poss Early Battery Depltn	0
Software Malfunction	0



Curve Name

- Excluding Normal Battery Depletion
- Including Normal Battery Depletion

Years	1	2	3	4	at 57 mo
Excluding NBD	100.0%	100.0%	99.9%	99.9%	99.9%
Including NBD	99.9%	99.8%	99.6%	99.1%	97.1%
Effective Sample Size	55386	50929	39144	14043	763

Implantable Cardioverter Defibrillator

D364DRM Protecta DR

US Market Release Date

CE Market Approval Date 07/15/2010

Registered US Implants 0

Estimated Active US Implants 0

Normal Battery Depletions (US) 0

NBG Code DDE-DDDR

Max Delivered Energy 35 J

Total Malfunctions (US) 0

Therapy Not Compromised Malfunctions

Battery Malfunction 0

Electrical Component 0

Electrical Interconnect 0

Other Malfunction 0

Poss Early Battery Depltn 0

Software Malfunction 0

Therapy Compromised Malfunctions

Battery Malfunction 0

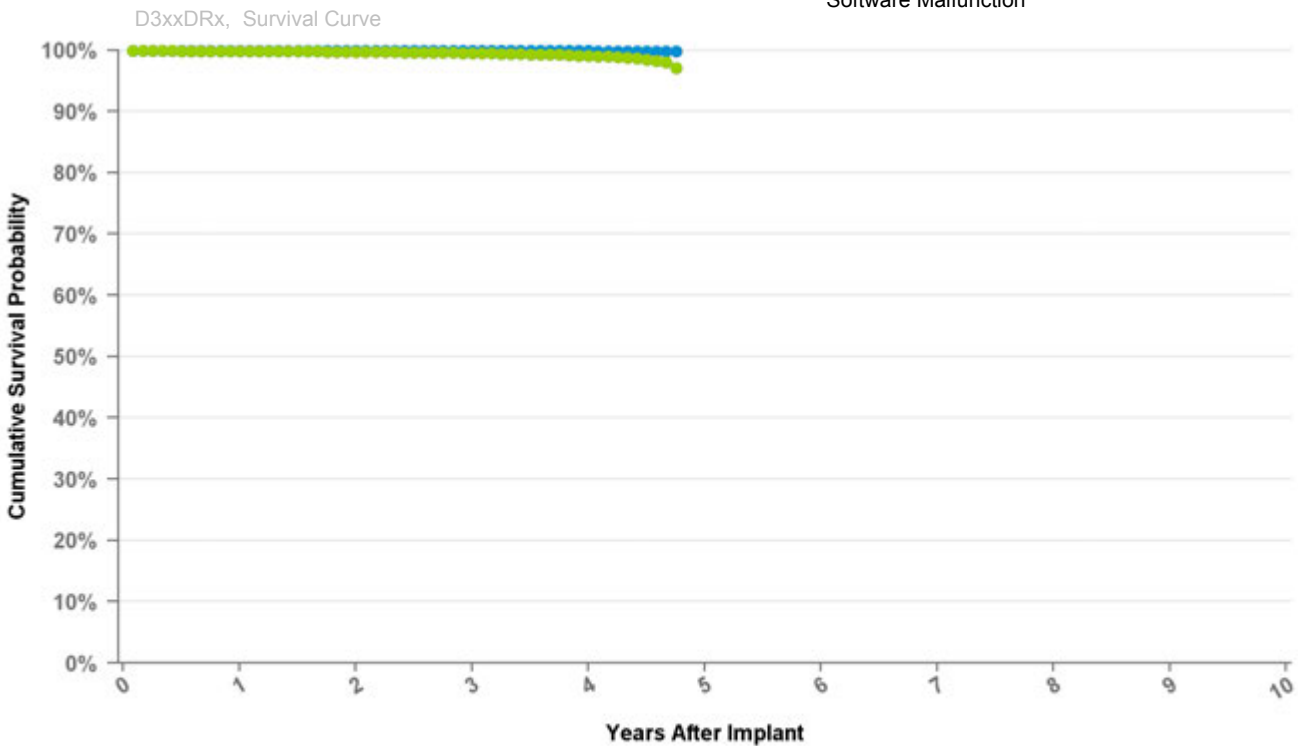
Electrical Component 0

Electrical Interconnect 0

Other Malfunction 0

Poss Early Battery Depltn 0

Software Malfunction 0



Curve Name

● Excluding Normal Battery Depletion ● Including Normal Battery Depletion

Years	1	2	3	4	at 57 mo
Excluding NBD	100.0%	100.0%	99.9%	99.9%	99.9%
Including NBD	99.9%	99.8%	99.6%	99.1%	97.1%
Effective Sample Size	55386	50929	39144	14043	763

Implantable Cardioverter Defibrillator

D364VRG Protecta VR

US Market Release Date

CE Market Approval Date 03/25/2010

Registered US Implants 1

Estimated Active US Implants 1

Normal Battery Depletions (US) 0

NBG Code VVE-VVIR

Max Delivered Energy 35 J

Total Malfunctions (US) 0

Therapy Not Compromised Malfunctions

Battery Malfunction 0

Electrical Component 0

Electrical Interconnect 0

Other Malfunction 0

Poss Early Battery Depltn 0

Software Malfunction 0

Therapy Compromised Malfunctions

Battery Malfunction 0

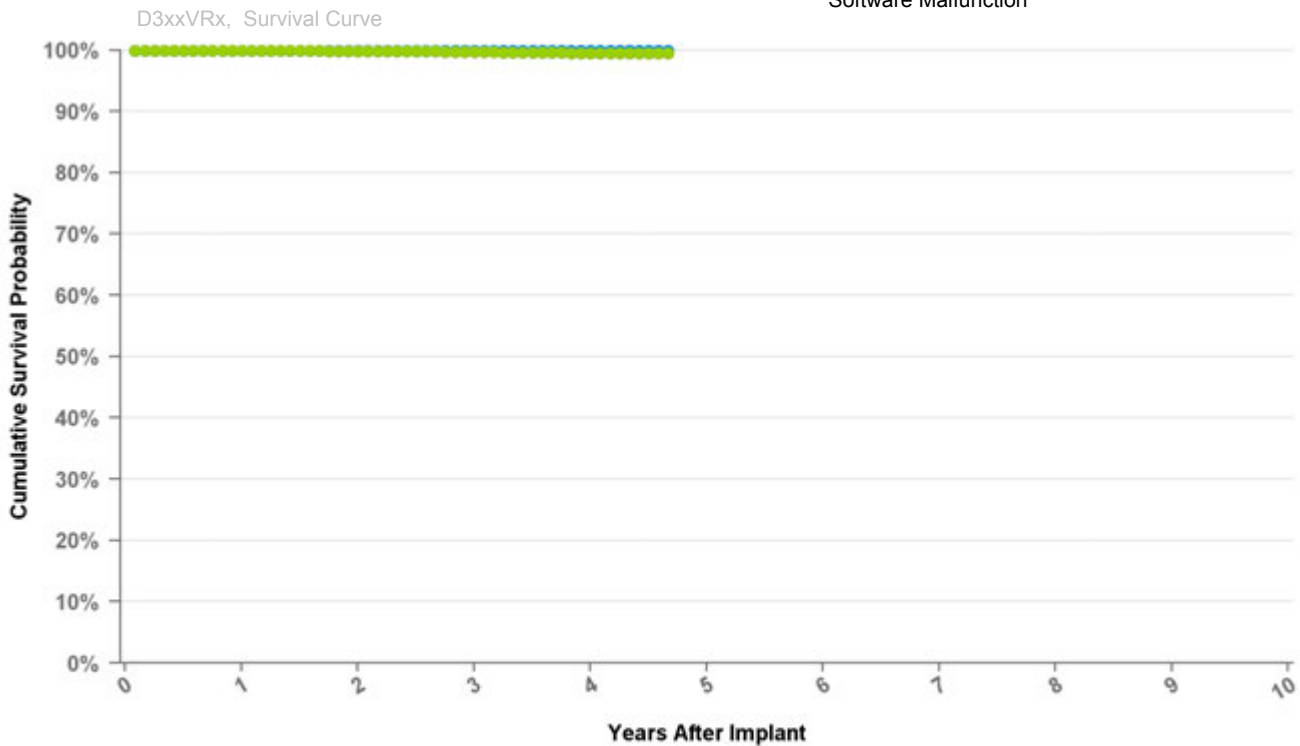
Electrical Component 0

Electrical Interconnect 0

Other Malfunction 0

Poss Early Battery Depltn 0

Software Malfunction 0



Curve Name

● Excluding Normal Battery Depletion ● Including Normal Battery Depletion

Years	1	2	3	4	at 56 mo
Excluding NBD	100.0%	100.0%	100.0%	100.0%	100.0%
Including NBD	99.9%	99.9%	99.7%	99.6%	99.5%
Effective Sample Size	26504	23983	17741	5746	454

Implantable Cardioverter Defibrillator

D364VRM Protecta VR

US Market Release Date

CE Market Approval Date 12/17/2010

Registered US Implants 1

Estimated Active US Implants 1

Normal Battery Depletions (US) 0

NBG Code VVE-VVIR

Max Delivered Energy 35 J

Total Malfunctions (US) 0

Therapy Not Compromised Malfunctions

Battery Malfunction 0

Electrical Component 0

Electrical Interconnect 0

Other Malfunction 0

Poss Early Battery Depltn 0

Software Malfunction 0

Therapy Compromised Malfunctions

Battery Malfunction 0

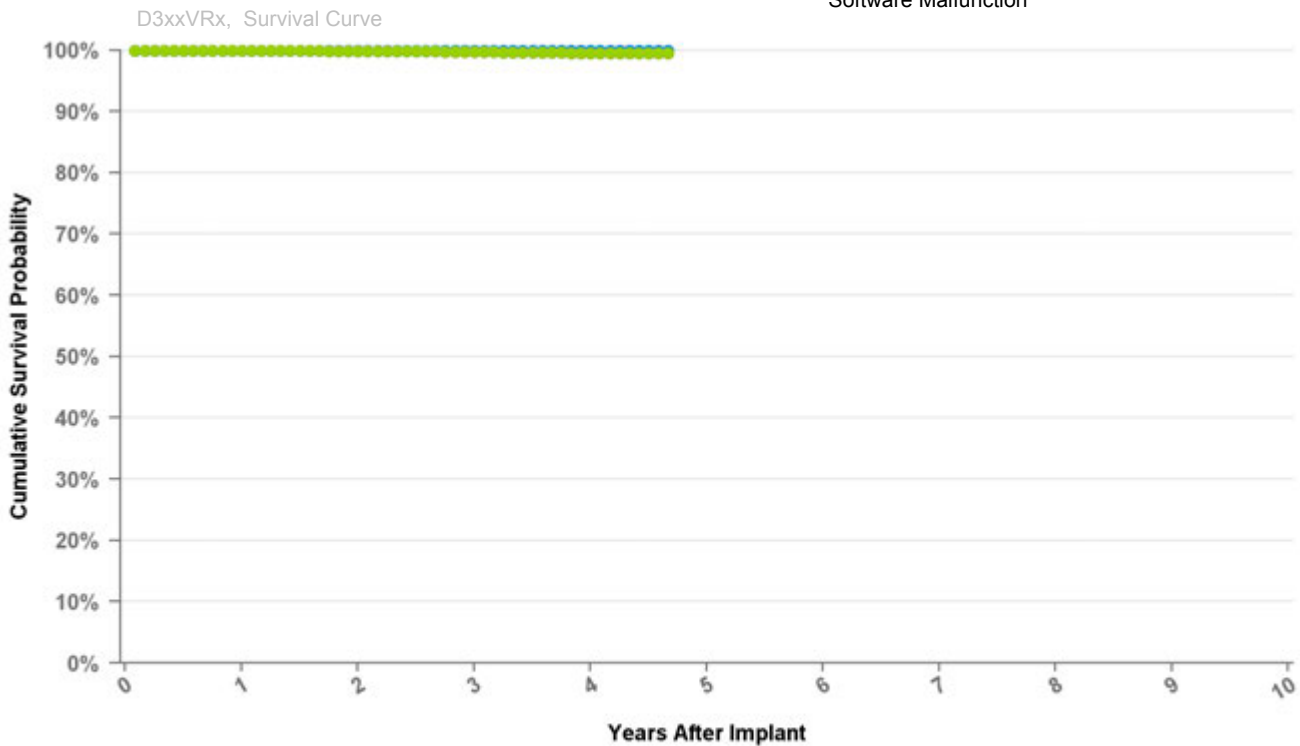
Electrical Component 0

Electrical Interconnect 0

Other Malfunction 0

Poss Early Battery Depltn 0

Software Malfunction 0



Curve Name

● Excluding Normal Battery Depletion ● Including Normal Battery Depletion

Years	1	2	3	4	at 56 mo
Excluding NBD	100.0%	100.0%	100.0%	100.0%	100.0%
Including NBD	99.9%	99.9%	99.7%	99.6%	99.5%
Effective Sample Size	26504	23983	17741	5746	454

Implantable Cardioverter Defibrillator

D384DRG Cardia DR

US Market Release Date

CE Market Approval Date 01/12/2011

Registered US Implants 0

Estimated Active US Implants 0

Normal Battery Depletions (US) 0

NBG Code VVE-DDDR

Max Delivered Energy 35 J

Total Malfunctions (US) 0

Therapy Not Compromised Malfunctions

Battery Malfunction 0

Electrical Component 0

Electrical Interconnect 0

Other Malfunction 0

Poss Early Battery Depltn 0

Software Malfunction 0

Therapy Compromised Malfunctions

Battery Malfunction 0

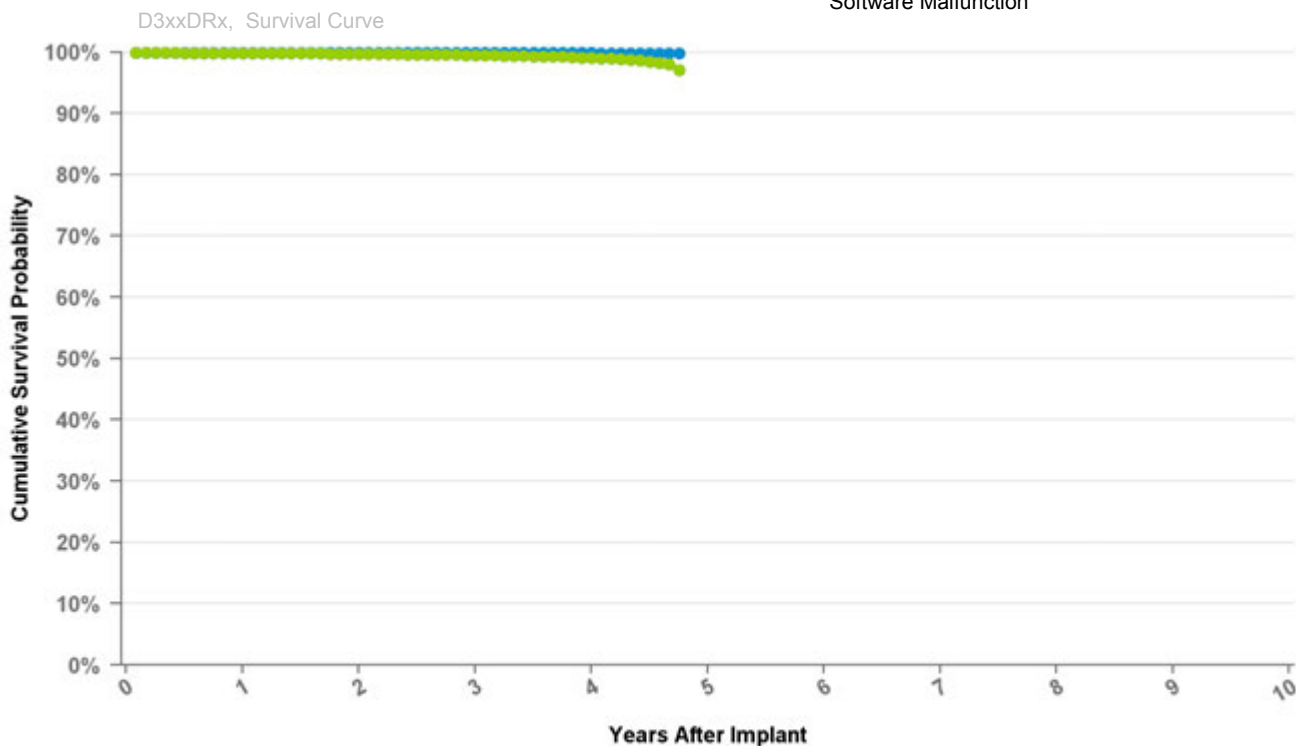
Electrical Component 0

Electrical Interconnect 0

Other Malfunction 0

Poss Early Battery Depltn 0

Software Malfunction 0



Curve Name

● Excluding Normal Battery Depletion ● Including Normal Battery Depletion

Years	1	2	3	4	at 57 mo
Excluding NBD	100.0%	100.0%	99.9%	99.9%	99.9%
Including NBD	99.9%	99.8%	99.6%	99.1%	97.1%
Effective Sample Size	55386	50929	39144	14043	763

Implantable Cardioverter Defibrillator

D384VRG Cardia VR

US Market Release Date

CE Market Approval Date 01/12/2011

Registered US Implants 0

Estimated Active US Implants 0

Normal Battery Depletions (US) 0

NBG Code VVE-VVIR

Max Delivered Energy 35 J

Total Malfunctions (US) 0

Therapy Not Compromised Malfunctions

Battery Malfunction 0

Electrical Component 0

Electrical Interconnect 0

Other Malfunction 0

Poss Early Battery Depltn 0

Software Malfunction 0

Therapy Compromised Malfunctions

Battery Malfunction 0

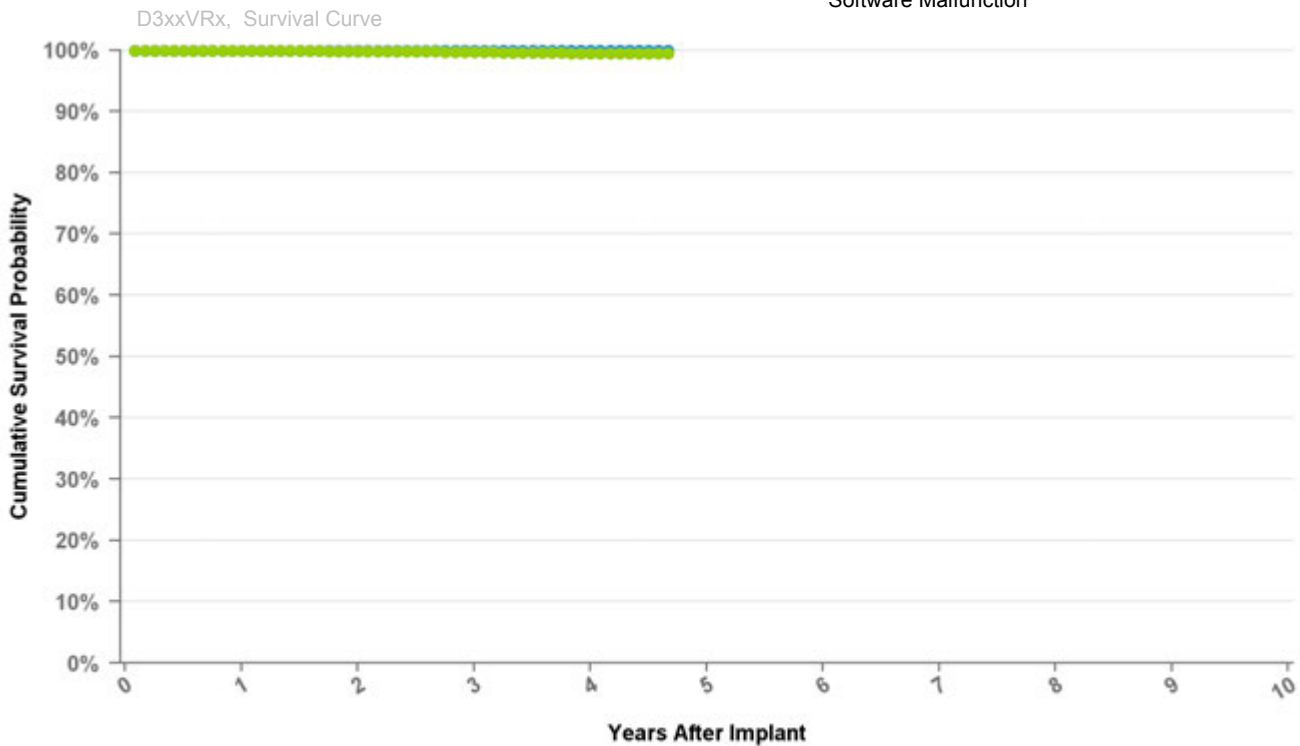
Electrical Component 0

Electrical Interconnect 0

Other Malfunction 0

Poss Early Battery Depltn 0

Software Malfunction 0



Curve Name

● Excluding Normal Battery Depletion ● Including Normal Battery Depletion

Years	1	2	3	4	at 56 mo
Excluding NBD	100.0%	100.0%	100.0%	100.0%	100.0%
Including NBD	99.9%	99.9%	99.7%	99.6%	99.5%
Effective Sample Size	26504	23983	17741	5746	454

Implantable Cardioverter Defibrillator

D394DRG Egida DR

US Market Release Date

CE Market Approval Date 01/12/2011

Registered US Implants 0

Estimated Active US Implants 0

Normal Battery Depletions (US) 0

NBG Code VVE-DDDR

Max Delivered Energy 35 J

Total Malfunctions (US) 0

Therapy Not Compromised Malfunctions

Battery Malfunction 0

Electrical Component 0

Electrical Interconnect 0

Other Malfunction 0

Poss Early Battery Depltn 0

Software Malfunction 0

Therapy Compromised Malfunctions

Battery Malfunction 0

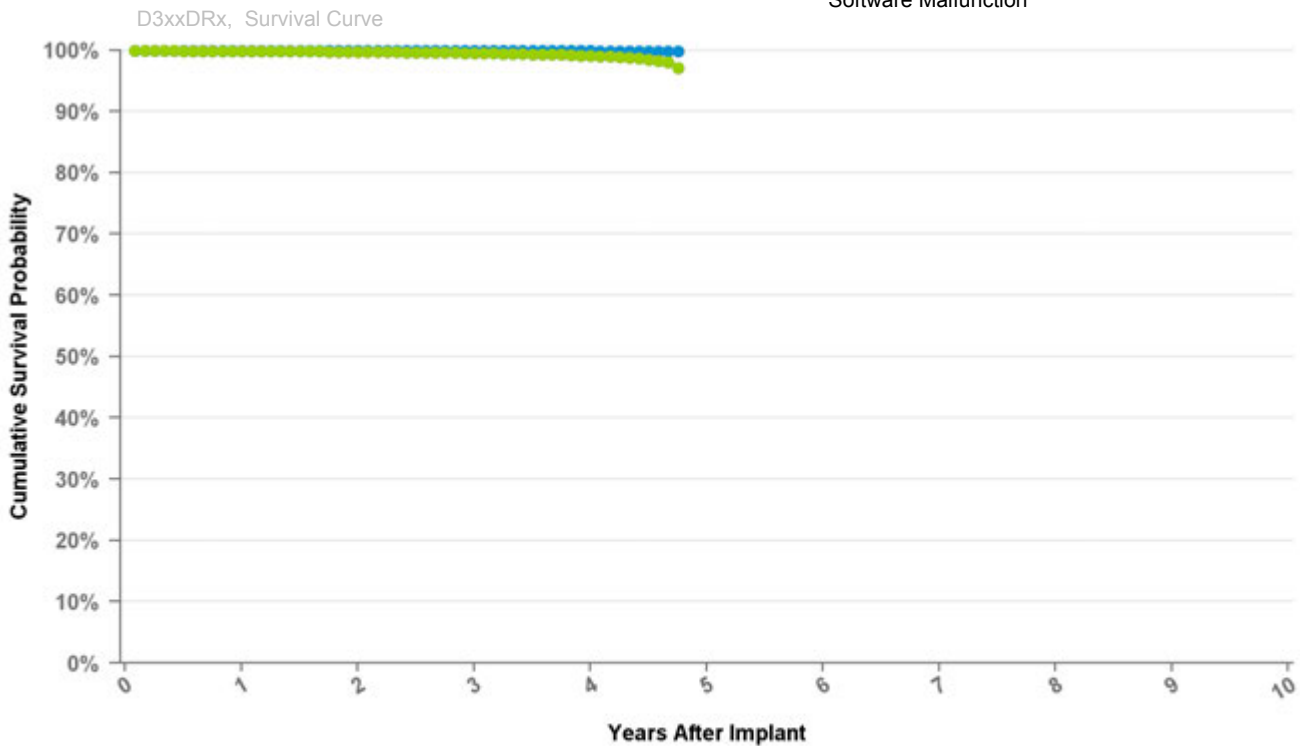
Electrical Component 0

Electrical Interconnect 0

Other Malfunction 0

Poss Early Battery Depltn 0

Software Malfunction 0



Curve Name

● Excluding Normal Battery Depletion ● Including Normal Battery Depletion

Years	1	2	3	4	at 57 mo
Excluding NBD	100.0%	100.0%	99.9%	99.9%	99.9%
Including NBD	99.9%	99.8%	99.6%	99.1%	97.1%
Effective Sample Size	55386	50929	39144	14043	763

Implantable Cardioverter Defibrillator

D394VRG Egida VR

US Market Release Date

CE Market Approval Date 01/12/2011

Registered US Implants 0

Estimated Active US Implants 0

Normal Battery Depletions (US) 0

NBG Code VVE-VVIR

Max Delivered Energy 35 J

Total Malfunctions (US) 0

Therapy Not Compromised Malfunctions

Battery Malfunction 0

Electrical Component 0

Electrical Interconnect 0

Other Malfunction 0

Poss Early Battery Depltn 0

Software Malfunction 0

Therapy Compromised Malfunctions

Battery Malfunction 0

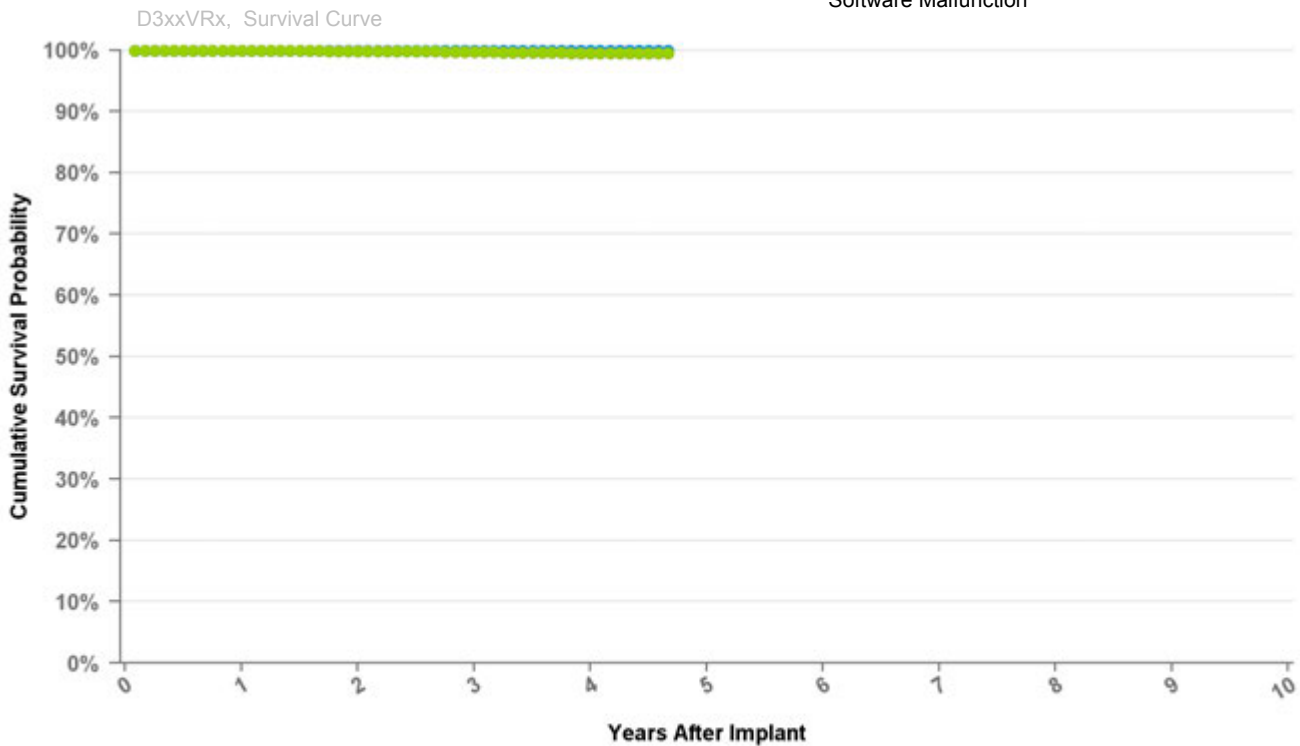
Electrical Component 0

Electrical Interconnect 0

Other Malfunction 0

Poss Early Battery Depltn 0

Software Malfunction 0



Curve Name

● Excluding Normal Battery Depletion ● Including Normal Battery Depletion

Years	1	2	3	4	at 56 mo
Excluding NBD	100.0%	100.0%	100.0%	100.0%	100.0%
Including NBD	99.9%	99.9%	99.7%	99.6%	99.5%
Effective Sample Size	26504	23983	17741	5746	454

Implantable Cardioverter Defibrillator

DDBB1D1 Evera XT

US Market Release Date 04/03/2013

CE Market Approval Date

Registered US Implants 27,535

Estimated Active US Implants 25,841

Normal Battery Depletions (US) 6

NBG Code DDE-DDDR

Max Delivered Energy 36 J

Total Malfunctions (US) 5

Therapy Not Compromised Malfunctions 3

Battery Malfunction 0

Electrical Component 3

Electrical Interconnect 0

Other Malfunction 0

Poss Early Battery Depltn 0

Software Malfunction 0

Therapy Compromised Malfunctions 2

Battery Malfunction 0

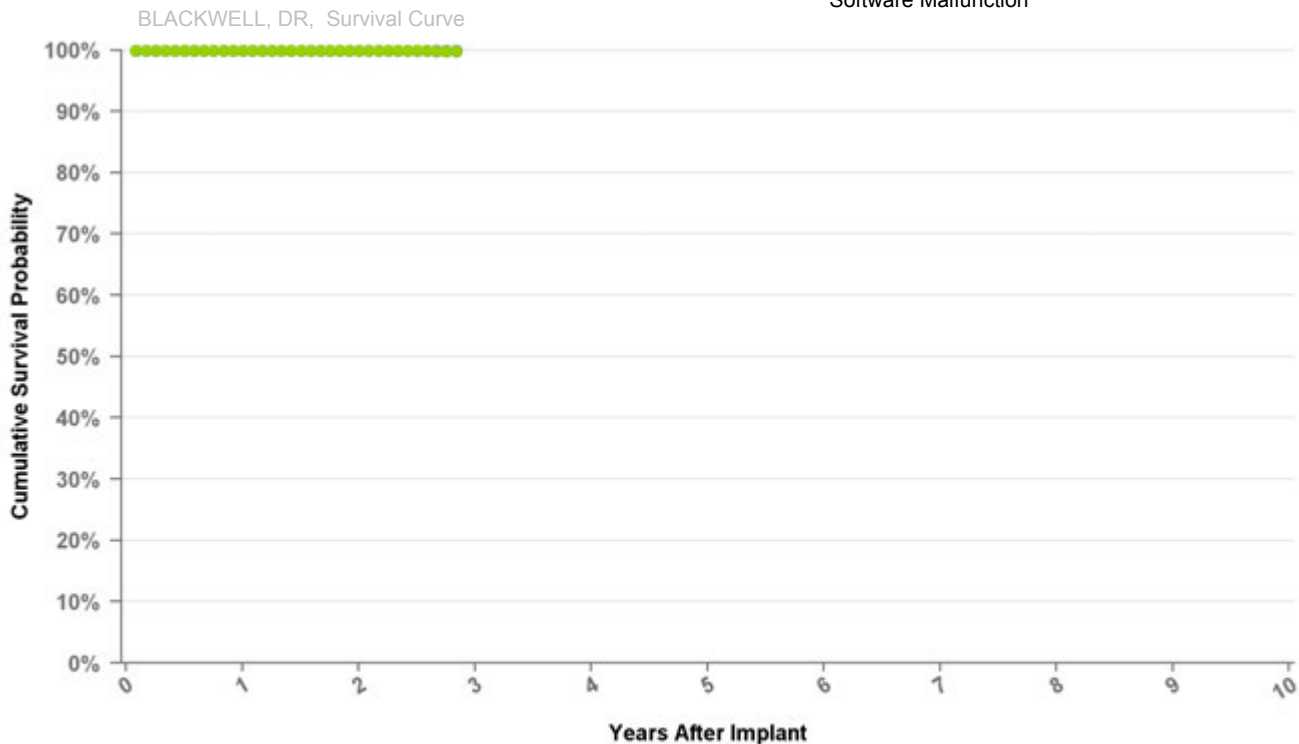
Electrical Component 1

Electrical Interconnect 1

Other Malfunction 0

Poss Early Battery Depltn 0

Software Malfunction 0



Curve Name

- Excluding Normal Battery Depletion
- Including Normal Battery Depletion

Years	1	2	at 34 mo
Excluding NBD	100.0%	100.0%	100.0%
Including NBD	100.0%	100.0%	99.9%
Effective Sample Size	42168	16716	339

Implantable Cardioverter Defibrillator

DDBB1D4 Evera XT

US Market Release Date 04/03/2013

CE Market Approval Date

Registered US Implants 26,568

Estimated Active US Implants 25,158

Normal Battery Depletions (US) 3

NBG Code DDE-DDDR

Max Delivered Energy 36 J

Total Malfunctions (US) 3

Therapy Not Compromised Malfunctions 2

Battery Malfunction 0

Electrical Component 2

Electrical Interconnect 0

Other Malfunction 0

Poss Early Battery Depltn 0

Software Malfunction 0

Therapy Compromised Malfunctions 1

Battery Malfunction 0

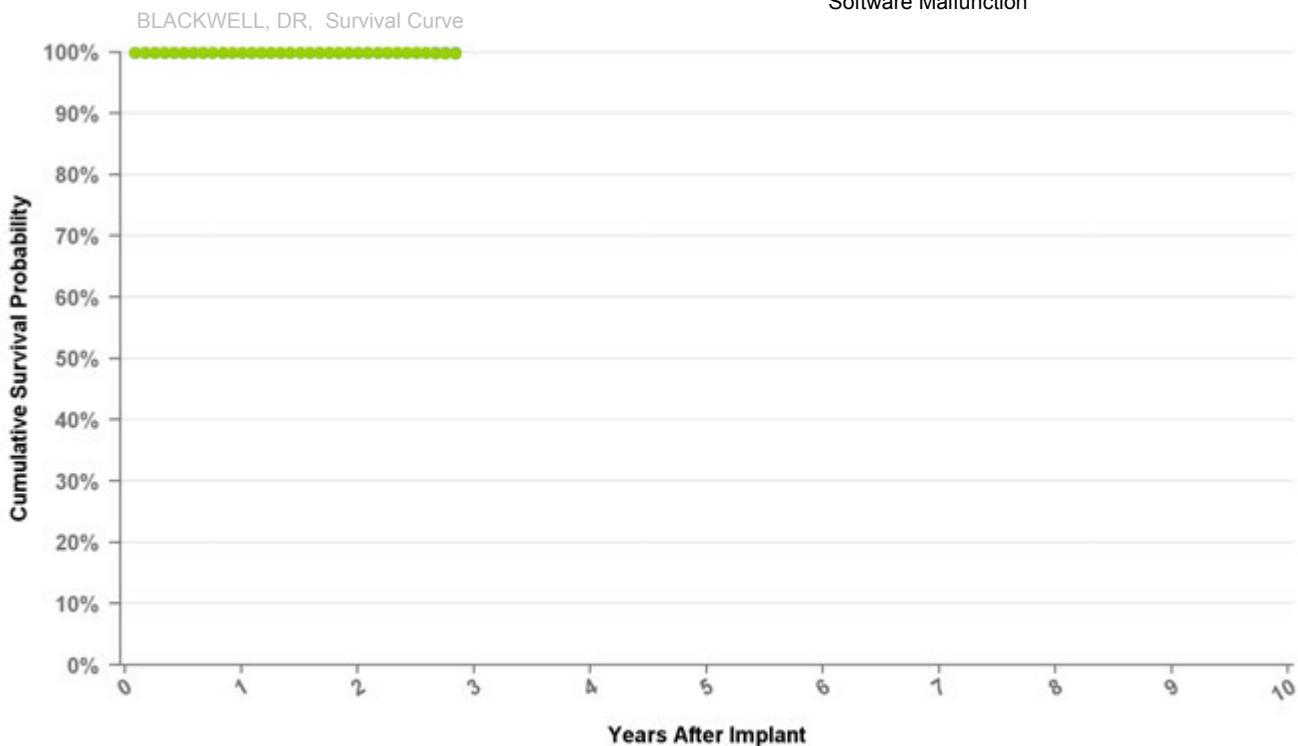
Electrical Component 1

Electrical Interconnect 0

Other Malfunction 0

Poss Early Battery Depltn 0

Software Malfunction 0



Curve Name

- Excluding Normal Battery Depletion
- Including Normal Battery Depletion

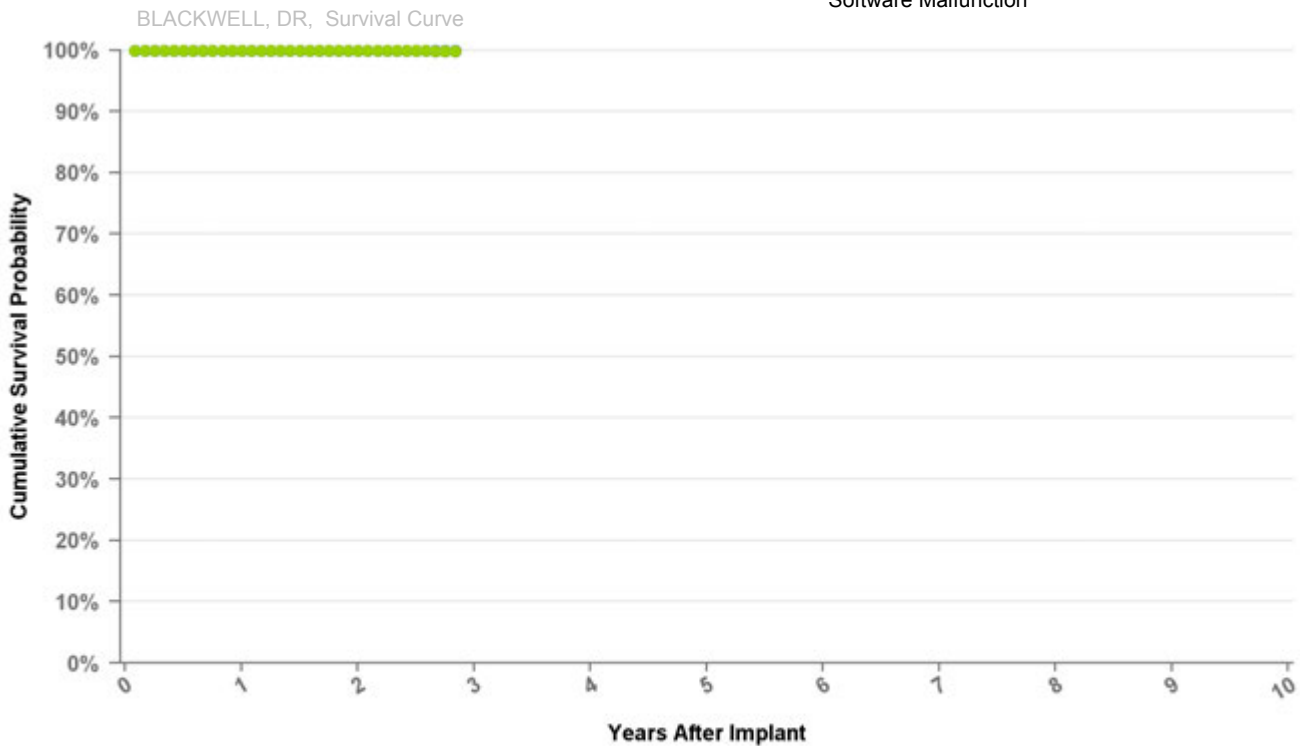
Years	1	2	at 34 mo
Excluding NBD	100.0%	100.0%	100.0%
Including NBD	100.0%	100.0%	99.9%
Effective Sample Size	42168	16716	339

Implantable Cardioverter Defibrillator

DDBB2D1 Evera XT

US Market Release Date	
CE Market Approval Date	12/17/2012
Registered US Implants	0
Estimated Active US Implants	0
Normal Battery Depletions (US)	0
NBG Code	DDE-DDDR
Max Delivered Energy	36 J

Total Malfunctions (US)	0
Therapy Not Compromised Malfunctions	0
Battery Malfunction	0
Electrical Component	0
Electrical Interconnect	0
Other Malfunction	0
Poss Early Battery Depltn	0
Software Malfunction	0
Therapy Compromised Malfunctions	0
Battery Malfunction	0
Electrical Component	0
Electrical Interconnect	0
Other Malfunction	0
Poss Early Battery Depltn	0
Software Malfunction	0



Curve Name

- Excluding Normal Battery Depletion
- Including Normal Battery Depletion

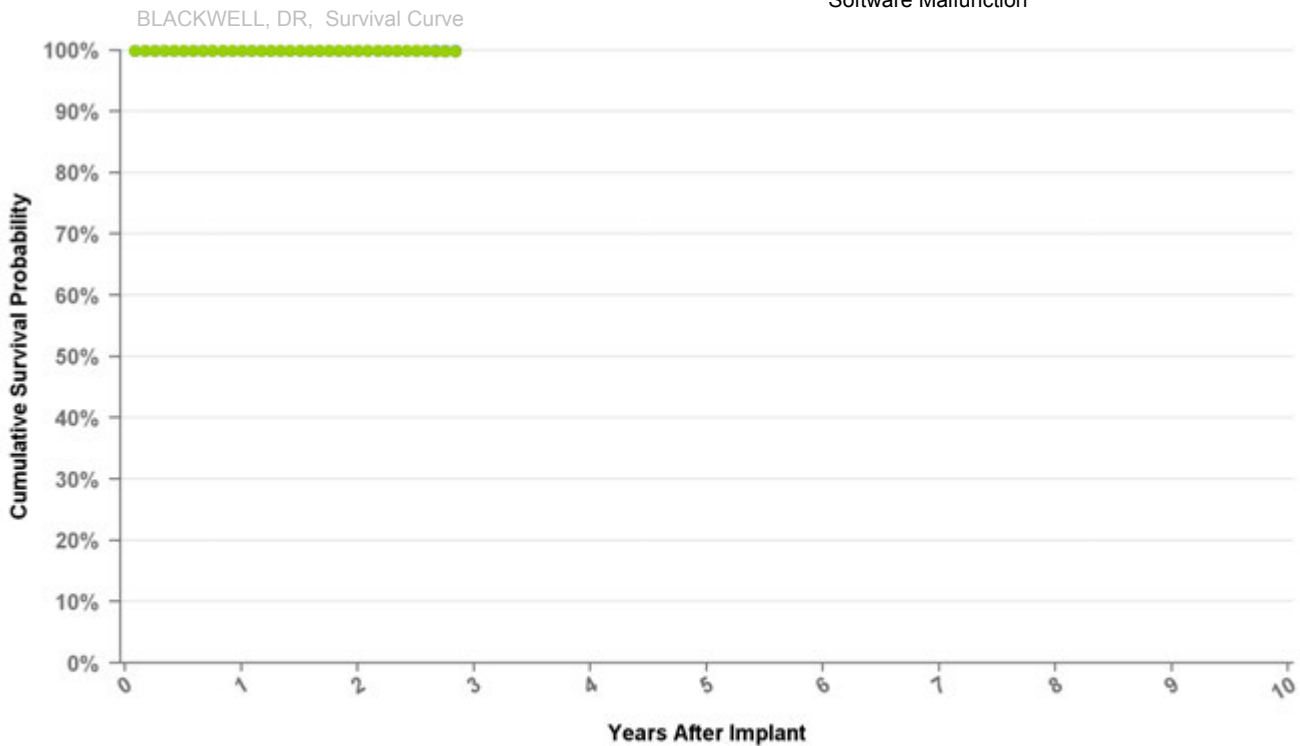
Years	1	2	at 34 mo
Excluding NBD	100.0%	100.0%	100.0%
Including NBD	100.0%	100.0%	99.9%
Effective Sample Size	42168	16716	339

Implantable Cardioverter Defibrillator

DDBB2D4 Evera XT

US Market Release Date	
CE Market Approval Date	12/17/2012
Registered US Implants	0
Estimated Active US Implants	0
Normal Battery Depletions (US)	0
NBG Code	DDE-DDDR
Max Delivered Energy	36 J

Total Malfunctions (US)	0
Therapy Not Compromised Malfunctions	0
Battery Malfunction	0
Electrical Component	0
Electrical Interconnect	0
Other Malfunction	0
Poss Early Battery Depltn	0
Software Malfunction	0
Therapy Compromised Malfunctions	0
Battery Malfunction	0
Electrical Component	0
Electrical Interconnect	0
Other Malfunction	0
Poss Early Battery Depltn	0
Software Malfunction	0



Curve Name

- Excluding Normal Battery Depletion
- Including Normal Battery Depletion

Years	1	2	at 34 mo
Excluding NBD	100.0%	100.0%	100.0%
Including NBD	100.0%	100.0%	99.9%
Effective Sample Size	42168	16716	339

Implantable Cardioverter Defibrillator

DDBC3D1 Evera S

US Market Release Date 04/03/2013

CE Market Approval Date 12/17/2012

Registered US Implants 5,592

Estimated Active US Implants 5,222

Normal Battery Depletions (US) 1

NBG Code DDE-DDDR

Max Delivered Energy 36 J

Total Malfunctions (US) 2

Therapy Not Compromised Malfunctions 2

Battery Malfunction 0

Electrical Component 2

Electrical Interconnect 0

Other Malfunction 0

Poss Early Battery Depltn 0

Software Malfunction 0

Therapy Compromised Malfunctions 0

Battery Malfunction 0

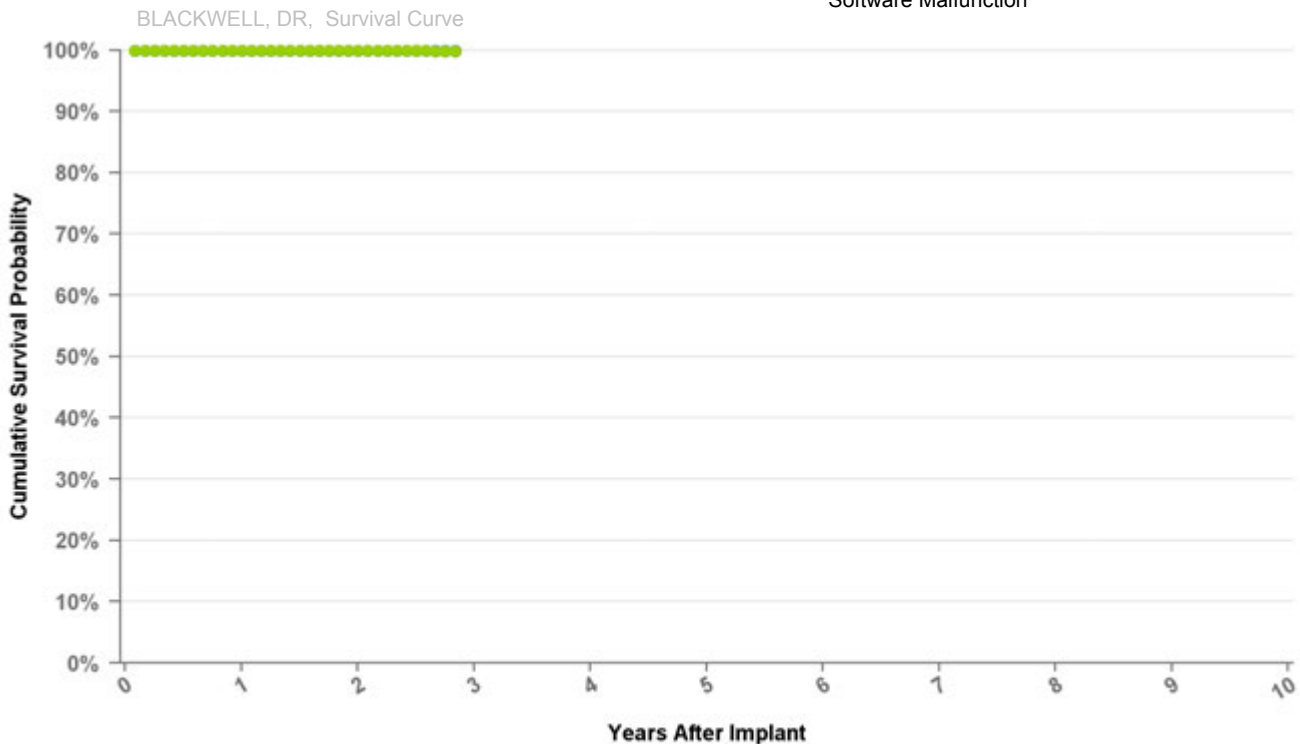
Electrical Component 0

Electrical Interconnect 0

Other Malfunction 0

Poss Early Battery Depltn 0

Software Malfunction 0



Curve Name

- Excluding Normal Battery Depletion
- Including Normal Battery Depletion

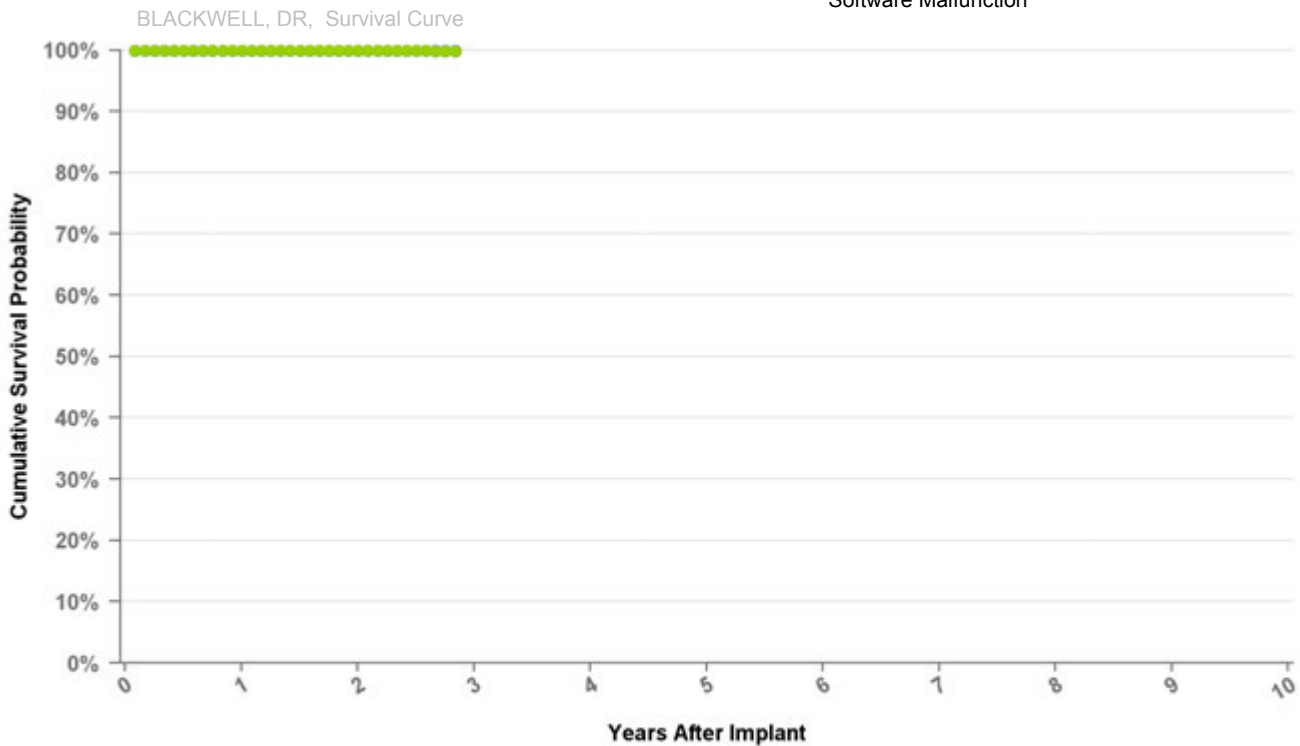
Years	1	2	at 34 mo
Excluding NBD	100.0%	100.0%	100.0%
Including NBD	100.0%	100.0%	99.9%
Effective Sample Size	42168	16716	339

Implantable Cardioverter Defibrillator

DDBC3D4 Evera S

US Market Release Date	04/03/2013
CE Market Approval Date	12/17/2013
Registered US Implants	4,758
Estimated Active US Implants	4,473
Normal Battery Depletions (US)	1
NBG Code	DDE-DDDR
Max Delivered Energy	36 J

Total Malfunctions (US)	2
Therapy Not Compromised Malfunctions	2
Battery Malfunction	1
Electrical Component	1
Electrical Interconnect	0
Other Malfunction	0
Poss Early Battery Depltn	0
Software Malfunction	0
Therapy Compromised Malfunctions	0
Battery Malfunction	0
Electrical Component	0
Electrical Interconnect	0
Other Malfunction	0
Poss Early Battery Depltn	0
Software Malfunction	0



Curve Name

- Excluding Normal Battery Depletion
- Including Normal Battery Depletion

Years	1	2	at 34 mo
Excluding NBD	100.0%	100.0%	100.0%
Including NBD	100.0%	100.0%	99.9%
Effective Sample Size	42168	16716	339

Implantable Cardioverter Defibrillator

DDMB1D4 Evera MRI XT

US Market Release Date 09/11/2015

CE Market Approval Date

Registered US Implants 6,183

Estimated Active US Implants 6,106

Normal Battery Depletions (US) 0

NBG Code

Max Delivered Energy

Total Malfunctions (US) 0

Therapy Not Compromised Malfunctions 0

Battery Malfunction 0

Electrical Component 0

Electrical Interconnect 0

Other Malfunction 0

Poss Early Battery Depltn 0

Software Malfunction 0

Therapy Compromised Malfunctions 0

Battery Malfunction 0

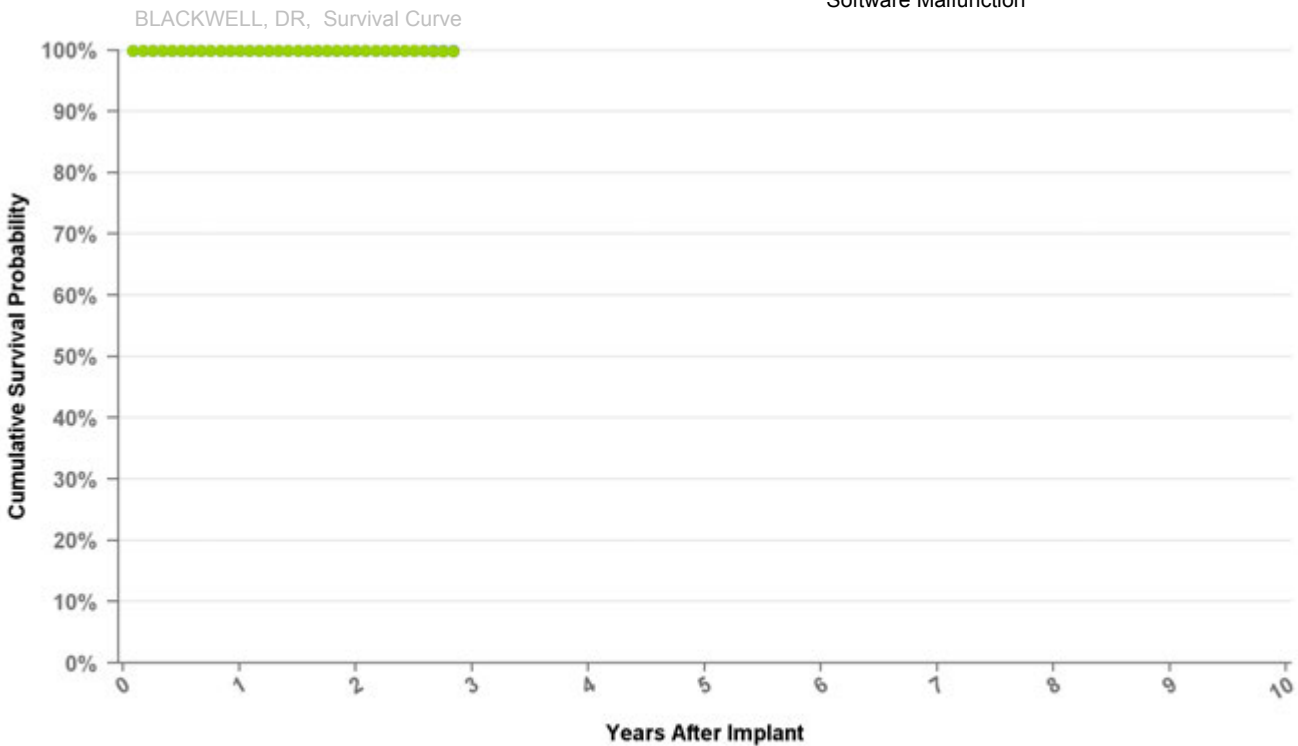
Electrical Component 0

Electrical Interconnect 0

Other Malfunction 0

Poss Early Battery Depltn 0

Software Malfunction 0



Curve Name

- Excluding Normal Battery Depletion
- Including Normal Battery Depletion

Years	1	2	at 34 mo
Excluding NBD	100.0%	100.0%	100.0%
Including NBD	100.0%	100.0%	99.9%
Effective Sample Size	42168	16716	339

Implantable Cardioverter Defibrillator

DDMB2D4 Evera MRI XT

US Market Release Date

CE Market Approval Date 03/31/2014

Registered US Implants 0

Estimated Active US Implants 0

Normal Battery Depletions (US) 0

NBG Code DDE-DDDR

Max Delivered Energy 35 J

Total Malfunctions (US) 0

Therapy Not Compromised Malfunctions

Battery Malfunction 0

Electrical Component 0

Electrical Interconnect 0

Other Malfunction 0

Poss Early Battery Depltn 0

Software Malfunction 0

Therapy Compromised Malfunctions

Battery Malfunction 0

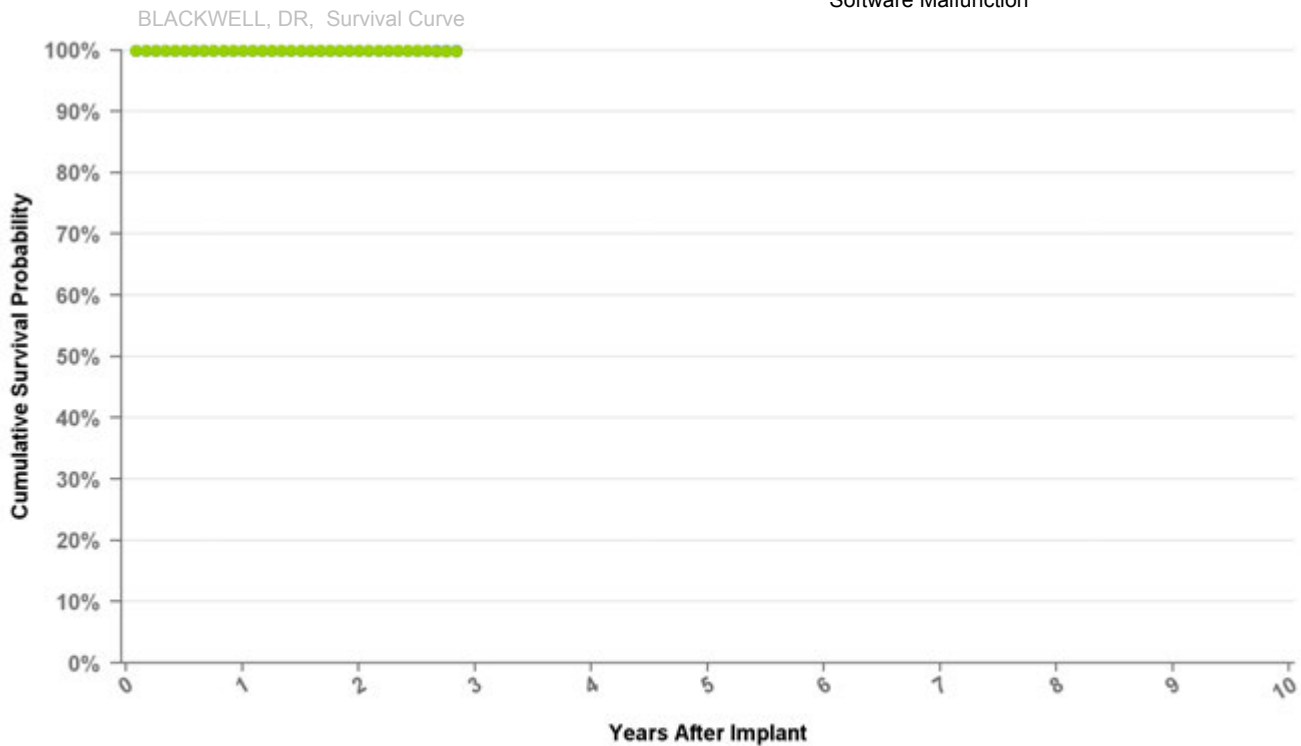
Electrical Component 0

Electrical Interconnect 0

Other Malfunction 0

Poss Early Battery Depltn 0

Software Malfunction 0



Curve Name

- Excluding Normal Battery Depletion
- Including Normal Battery Depletion

Years	1	2	at 34 mo
Excluding NBD	100.0%	100.0%	100.0%
Including NBD	100.0%	100.0%	99.9%
Effective Sample Size	42168	16716	339

Implantable Cardioverter Defibrillator

DDMC3D4 Evera MRI

US Market Release Date

CE Market Approval Date 03/31/2014

Registered US Implants 397

Estimated Active US Implants 393

Normal Battery Depletions (US) 0

NBG Code DDE-DDDR

Max Delivered Energy 35 J

Total Malfunctions (US) 0

Therapy Not Compromised Malfunctions

Battery Malfunction 0

Electrical Component 0

Electrical Interconnect 0

Other Malfunction 0

Poss Early Battery Depltn 0

Software Malfunction 0

Therapy Compromised Malfunctions

Battery Malfunction 0

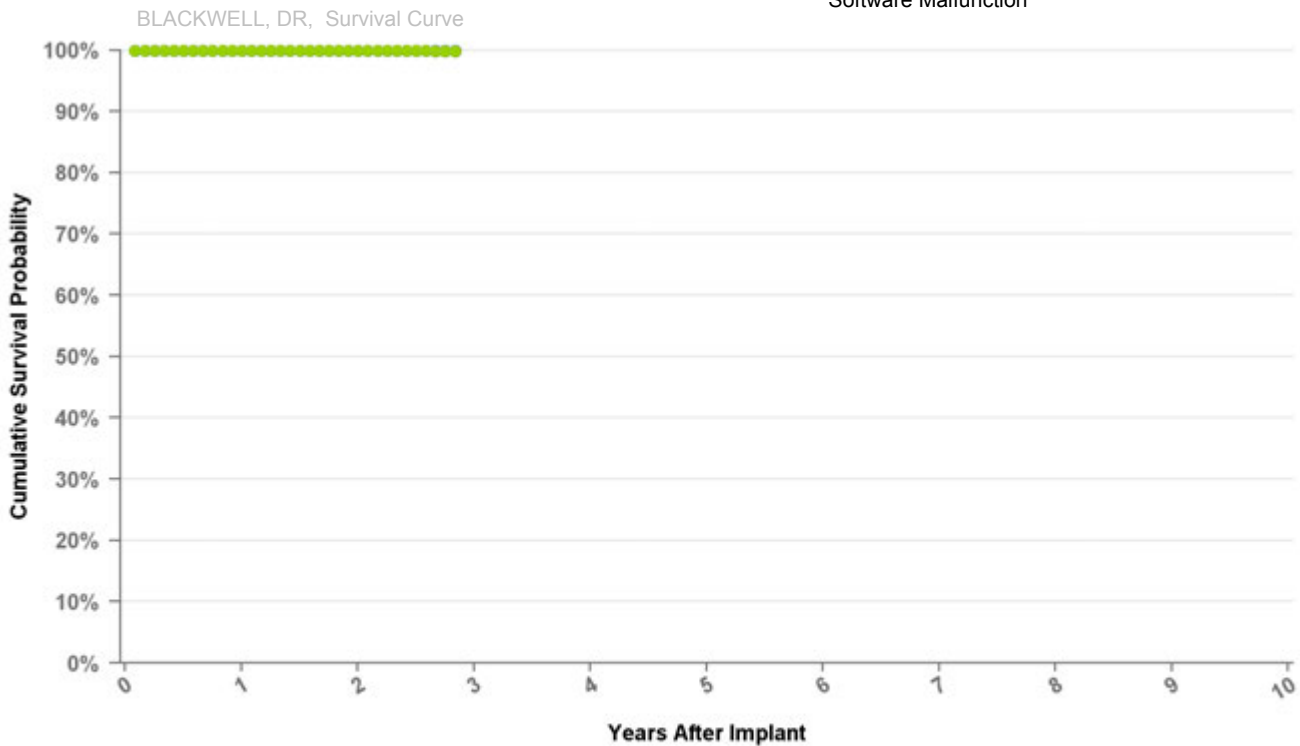
Electrical Component 0

Electrical Interconnect 0

Other Malfunction 0

Poss Early Battery Depltn 0

Software Malfunction 0



Curve Name

● Excluding Normal Battery Depletion ● Including Normal Battery Depletion

Years	1	2	at 34 mo
Excluding NBD	100.0%	100.0%	100.0%
Including NBD	100.0%	100.0%	99.9%
Effective Sample Size	42168	16716	339

Implantable Cardioverter Defibrillator

DVBB1D1 Evera XT

US Market Release Date 04/03/2013

CE Market Approval Date

Registered US Implants 13,511

Estimated Active US Implants 12,727

Normal Battery Depletions (US) 2

NBG Code VVE-VVIR

Max Delivered Energy 36 J

Total Malfunctions (US) 2

Therapy Not Compromised Malfunctions 1

Battery Malfunction 0

Electrical Component 1

Electrical Interconnect 0

Other Malfunction 0

Poss Early Battery Depltn 0

Software Malfunction 0

Therapy Compromised Malfunctions 1

Battery Malfunction 0

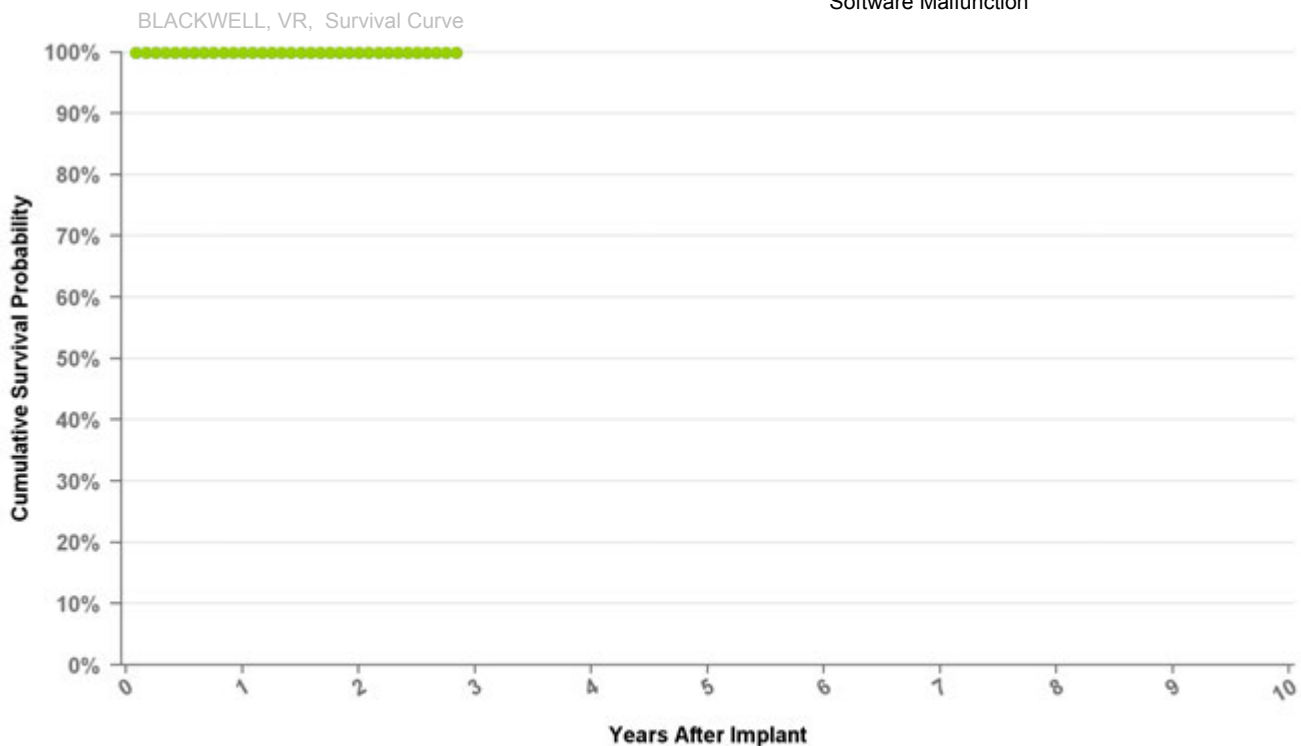
Electrical Component 1

Electrical Interconnect 0

Other Malfunction 0

Poss Early Battery Depltn 0

Software Malfunction 0



Curve Name

- Excluding Normal Battery Depletion
- Including Normal Battery Depletion

Years	1	2	at 34 mo
Excluding NBD	100.0%	100.0%	100.0%
Including NBD	100.0%	99.9%	99.9%
Effective Sample Size	27296	9742	202

Implantable Cardioverter Defibrillator

DVBB1D4 Evera XT

US Market Release Date 04/03/2013

CE Market Approval Date

Registered US Implants 21,007

Estimated Active US Implants 19,942

Normal Battery Depletions (US) 4

NBG Code VVE-VVIR

Max Delivered Energy 36 J

Total Malfunctions (US) 4

Therapy Not Compromised Malfunctions 4

Battery Malfunction 0

Electrical Component 3

Electrical Interconnect 0

Other Malfunction 1

Poss Early Battery Depltn 0

Software Malfunction 0

Therapy Compromised Malfunctions 0

Battery Malfunction 0

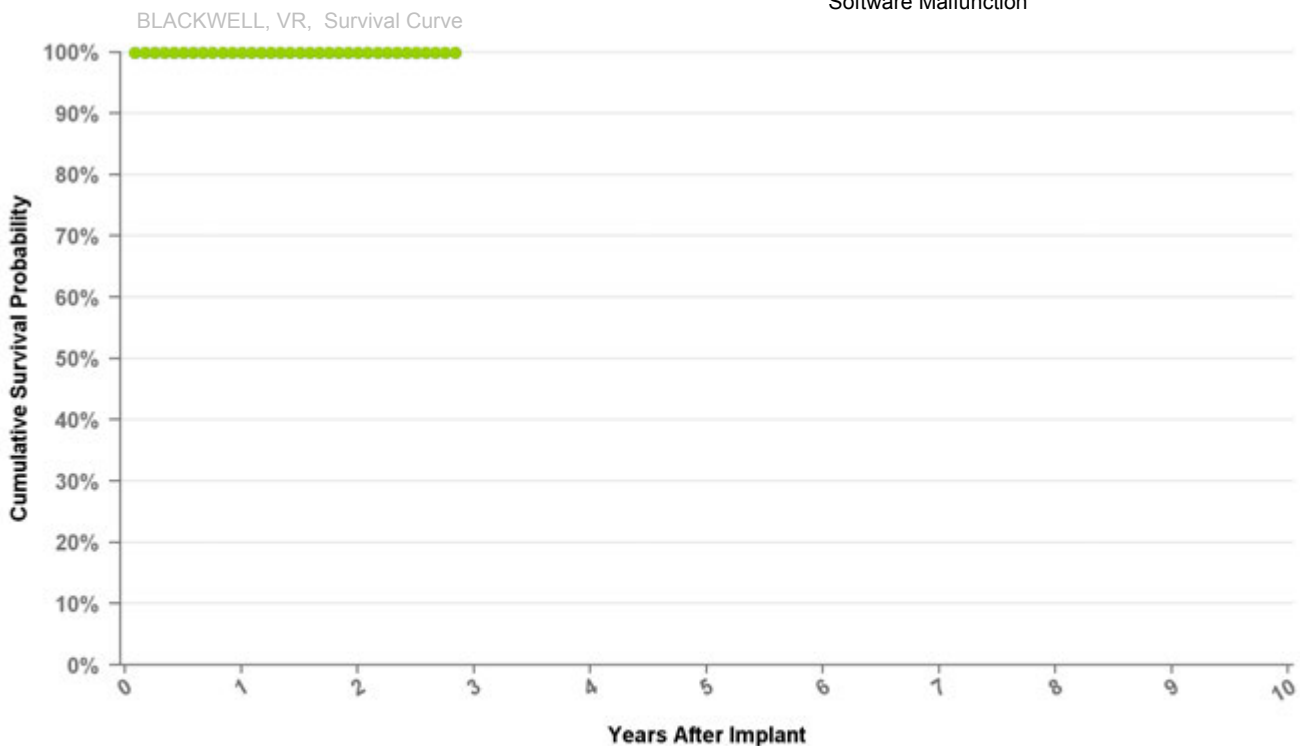
Electrical Component 0

Electrical Interconnect 0

Other Malfunction 0

Poss Early Battery Depltn 0

Software Malfunction 0



Curve Name

- Excluding Normal Battery Depletion
- Including Normal Battery Depletion

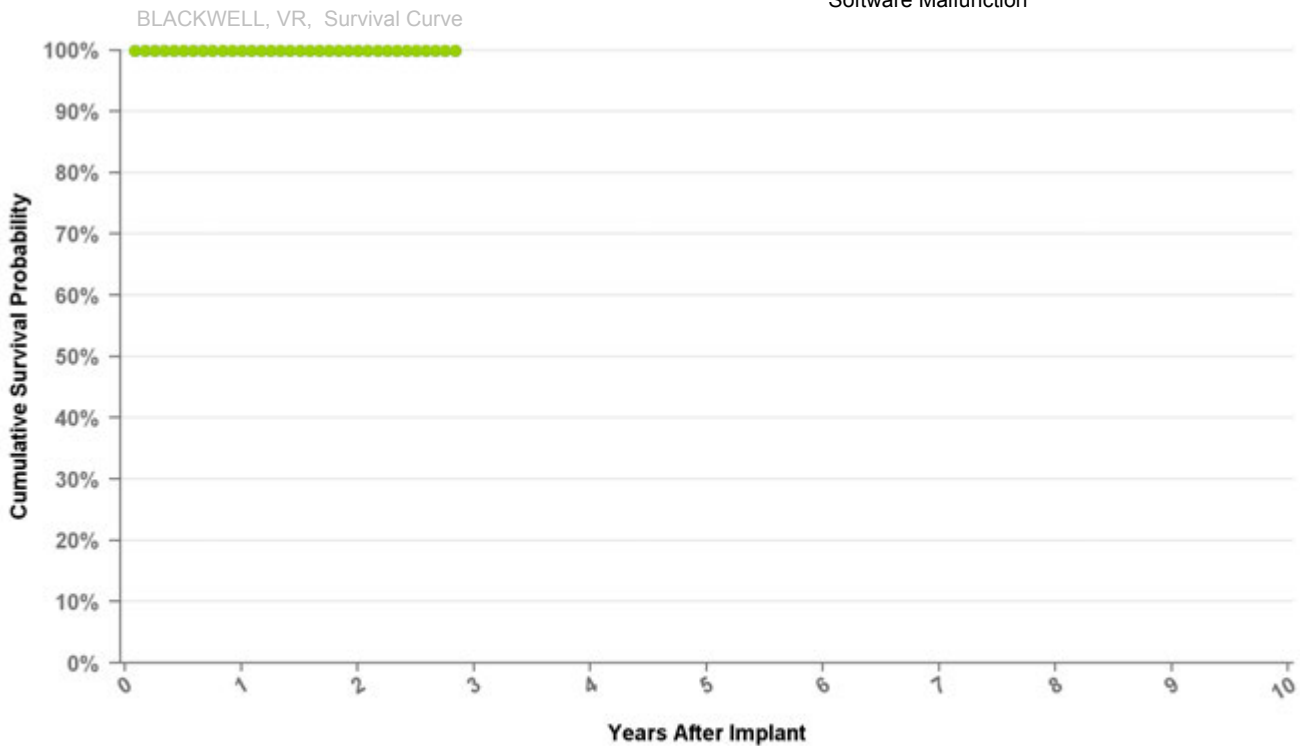
Years	1	2	at 34 mo
Excluding NBD	100.0%	100.0%	100.0%
Including NBD	100.0%	99.9%	99.9%
Effective Sample Size	27296	9742	202

Implantable Cardioverter Defibrillator

DVBB2D1 Evera XT

US Market Release Date	
CE Market Approval Date	12/17/2012
Registered US Implants	0
Estimated Active US Implants	0
Normal Battery Depletions (US)	0
NBG Code	VVE-VVIR
Max Delivered Energy	36 J

Total Malfunctions (US)	0
Therapy Not Compromised Malfunctions	0
Battery Malfunction	0
Electrical Component	0
Electrical Interconnect	0
Other Malfunction	0
Poss Early Battery Depltn	0
Software Malfunction	0
Therapy Compromised Malfunctions	0
Battery Malfunction	0
Electrical Component	0
Electrical Interconnect	0
Other Malfunction	0
Poss Early Battery Depltn	0
Software Malfunction	0



Curve Name

- Excluding Normal Battery Depletion
- Including Normal Battery Depletion

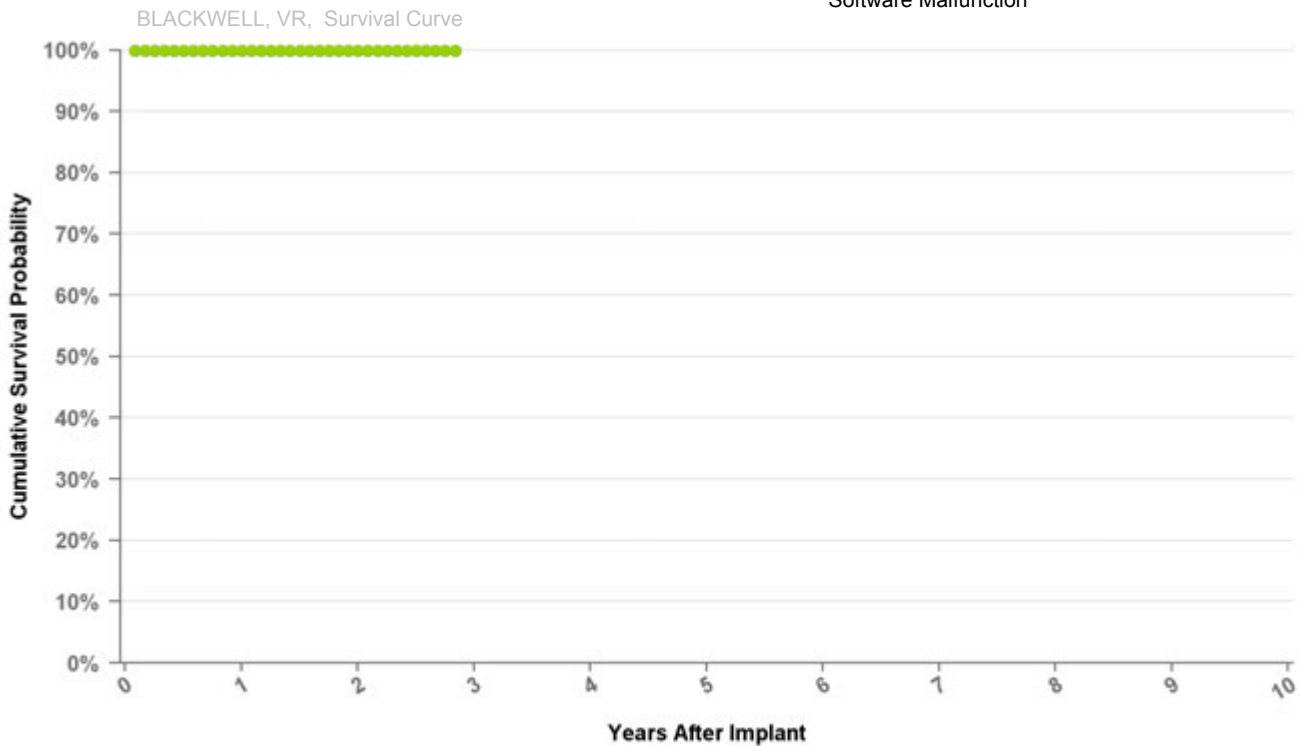
Years	1	2	at 34 mo
Excluding NBD	100.0%	100.0%	100.0%
Including NBD	100.0%	99.9%	99.9%
Effective Sample Size	27296	9742	202

Implantable Cardioverter Defibrillator

DVBB2D4 Evera XT

US Market Release Date	
CE Market Approval Date	12/17/2012
Registered US Implants	0
Estimated Active US Implants	0
Normal Battery Depletions (US)	0
NBG Code	VVE-VVIR
Max Delivered Energy	36 J

Total Malfunctions (US)	0
Therapy Not Compromised Malfunctions	0
Battery Malfunction	0
Electrical Component	0
Electrical Interconnect	0
Other Malfunction	0
Poss Early Battery Depltn	0
Software Malfunction	0
Therapy Compromised Malfunctions	0
Battery Malfunction	0
Electrical Component	0
Electrical Interconnect	0
Other Malfunction	0
Poss Early Battery Depltn	0
Software Malfunction	0



Curve Name

- Excluding Normal Battery Depletion
- Including Normal Battery Depletion

Years	1	2	at 34 mo
Excluding NBD	100.0%	100.0%	100.0%
Including NBD	100.0%	99.9%	99.9%
Effective Sample Size	27296	9742	202

Implantable Cardioverter Defibrillator

DVBC3D1 Evera S

US Market Release Date 04/03/2013

CE Market Approval Date 12/17/2012

Registered US Implants 3,403

Estimated Active US Implants 3,205

Normal Battery Depletions (US) 0

NBG Code VVE-VVIR

Max Delivered Energy 36 J

Total Malfunctions (US) 0

Therapy Not Compromised Malfunctions 0

Battery Malfunction 0

Electrical Component 0

Electrical Interconnect 0

Other Malfunction 0

Poss Early Battery Depltn 0

Software Malfunction 0

Therapy Compromised Malfunctions 0

Battery Malfunction 0

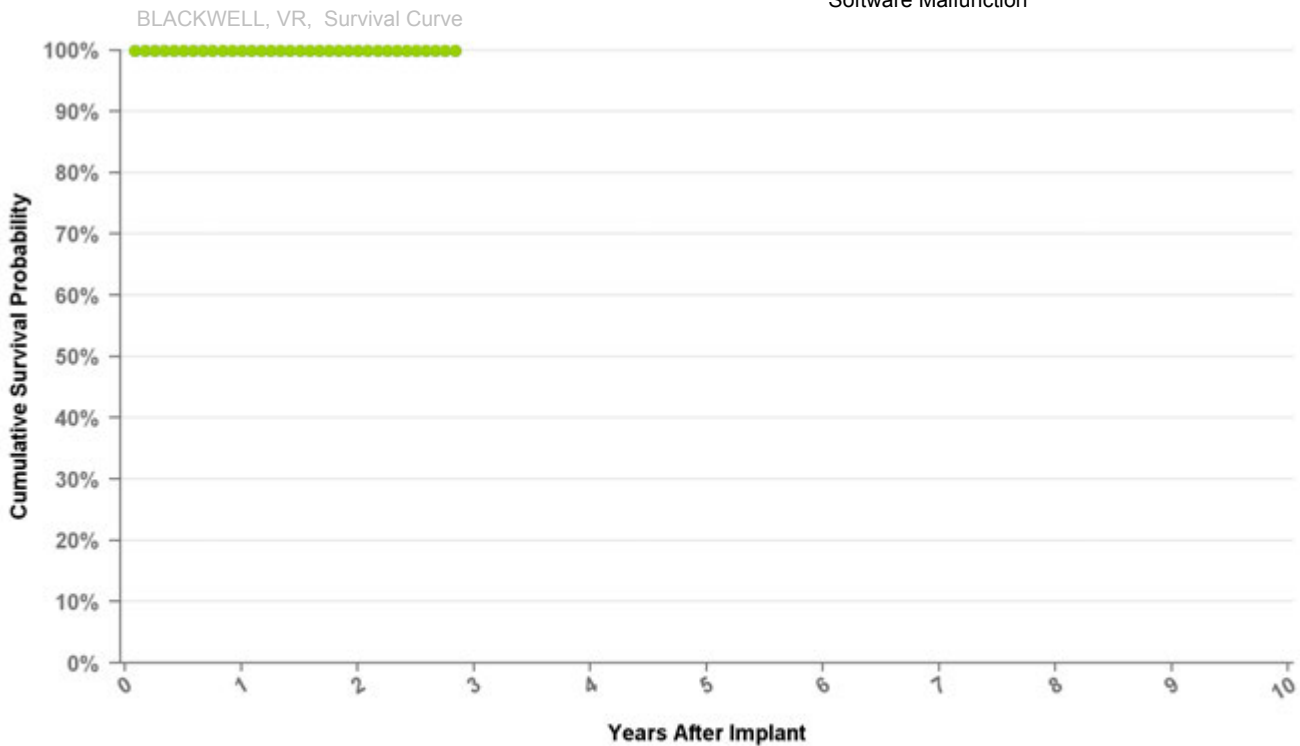
Electrical Component 0

Electrical Interconnect 0

Other Malfunction 0

Poss Early Battery Depltn 0

Software Malfunction 0



Curve Name

- Excluding Normal Battery Depletion
- Including Normal Battery Depletion

Years	1	2	at 34 mo
Excluding NBD	100.0%	100.0%	100.0%
Including NBD	100.0%	99.9%	99.9%
Effective Sample Size	27296	9742	202

Implantable Cardioverter Defibrillator

DVBC3D4 Evera S

US Market Release Date 04/03/2013

CE Market Approval Date 12/17/2012

Registered US Implants 4,628

Estimated Active US Implants 4,376

Normal Battery Depletions (US) 0

NBG Code VVE-VVIR

Max Delivered Energy 36 J

Total Malfunctions (US) 0

Therapy Not Compromised Malfunctions 0

Battery Malfunction 0

Electrical Component 0

Electrical Interconnect 0

Other Malfunction 0

Poss Early Battery Depltn 0

Software Malfunction 0

Therapy Compromised Malfunctions 0

Battery Malfunction 0

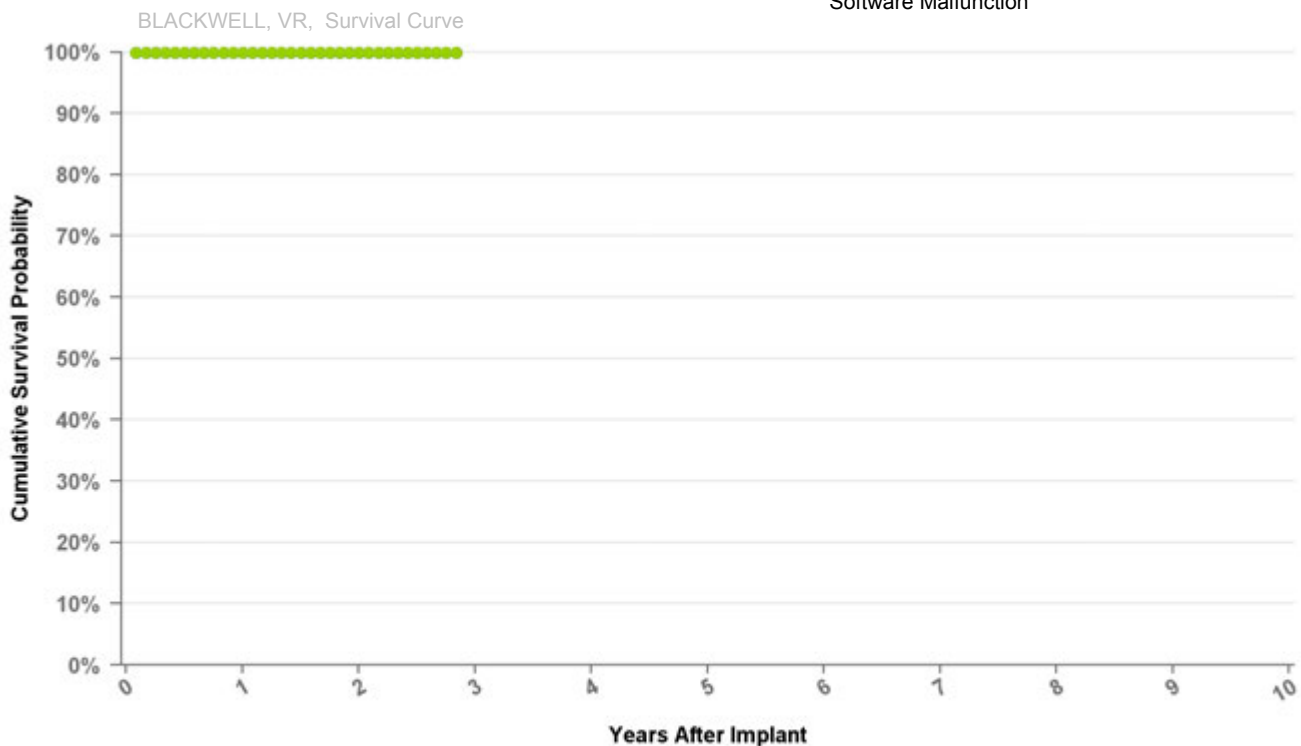
Electrical Component 0

Electrical Interconnect 0

Other Malfunction 0

Poss Early Battery Depltn 0

Software Malfunction 0



Curve Name

- Excluding Normal Battery Depletion
- Including Normal Battery Depletion

Years	1	2	at 34 mo
Excluding NBD	100.0%	100.0%	100.0%
Including NBD	100.0%	99.9%	99.9%
Effective Sample Size	27296	9742	202

Implantable Cardioverter Defibrillator

DVMB1D4 Evera MRI XT

US Market Release Date 09/11/2015

CE Market Approval Date

Registered US Implants 4,982

Estimated Active US Implants 4,925

Normal Battery Depletions (US) 0

NBG Code VVE-VVIR

Max Delivered Energy 35 J

Total Malfunctions (US) 1

Therapy Not Compromised Malfunctions 1

Battery Malfunction 0

Electrical Component 1

Electrical Interconnect 0

Other Malfunction 0

Poss Early Battery Depltn 0

Software Malfunction 0

Therapy Compromised Malfunctions 0

Battery Malfunction 0

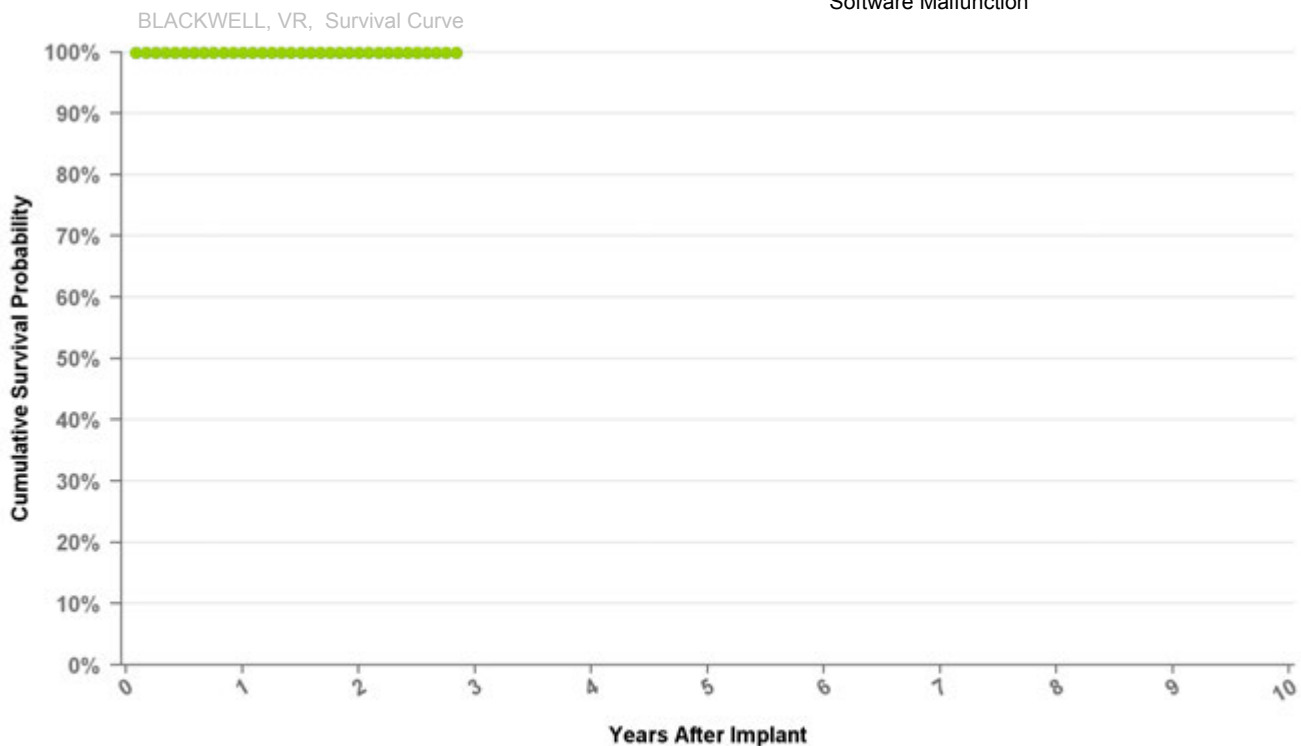
Electrical Component 0

Electrical Interconnect 0

Other Malfunction 0

Poss Early Battery Depltn 0

Software Malfunction 0



Curve Name

- Excluding Normal Battery Depletion
- Including Normal Battery Depletion

Years	1	2	at 34 mo
Excluding NBD	100.0%	100.0%	100.0%
Including NBD	100.0%	99.9%	99.9%
Effective Sample Size	27296	9742	202

Implantable Cardioverter Defibrillator

DVMB2D4 Evera MRI XT

US Market Release Date

CE Market Approval Date 03/31/2014

Registered US Implants 0

Estimated Active US Implants 0

Normal Battery Depletions (US) 0

NBG Code VVE-VVIR

Max Delivered Energy 35 J

Total Malfunctions (US) 0

Therapy Not Compromised Malfunctions

Battery Malfunction 0

Electrical Component 0

Electrical Interconnect 0

Other Malfunction 0

Poss Early Battery Depltn 0

Software Malfunction 0

Therapy Compromised Malfunctions

Battery Malfunction 0

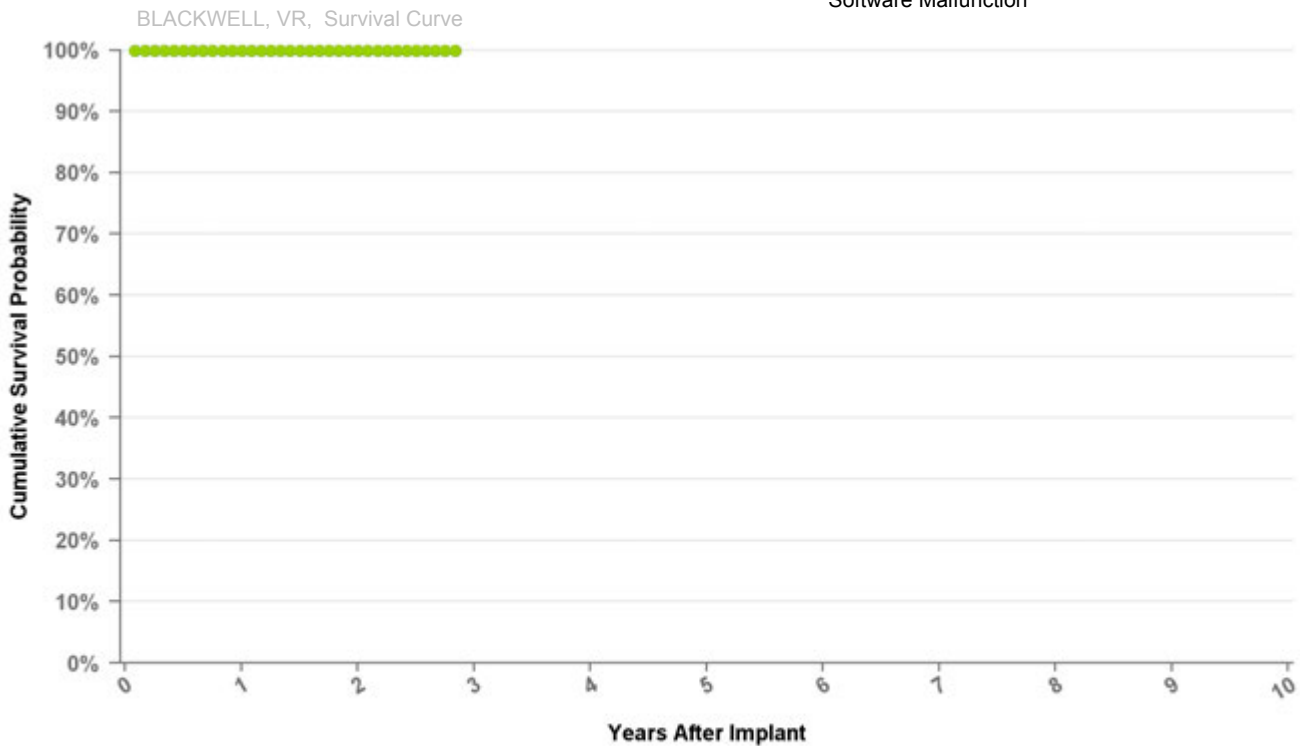
Electrical Component 0

Electrical Interconnect 0

Other Malfunction 0

Poss Early Battery Depltn 0

Software Malfunction 0



Curve Name

- Excluding Normal Battery Depletion
- Including Normal Battery Depletion

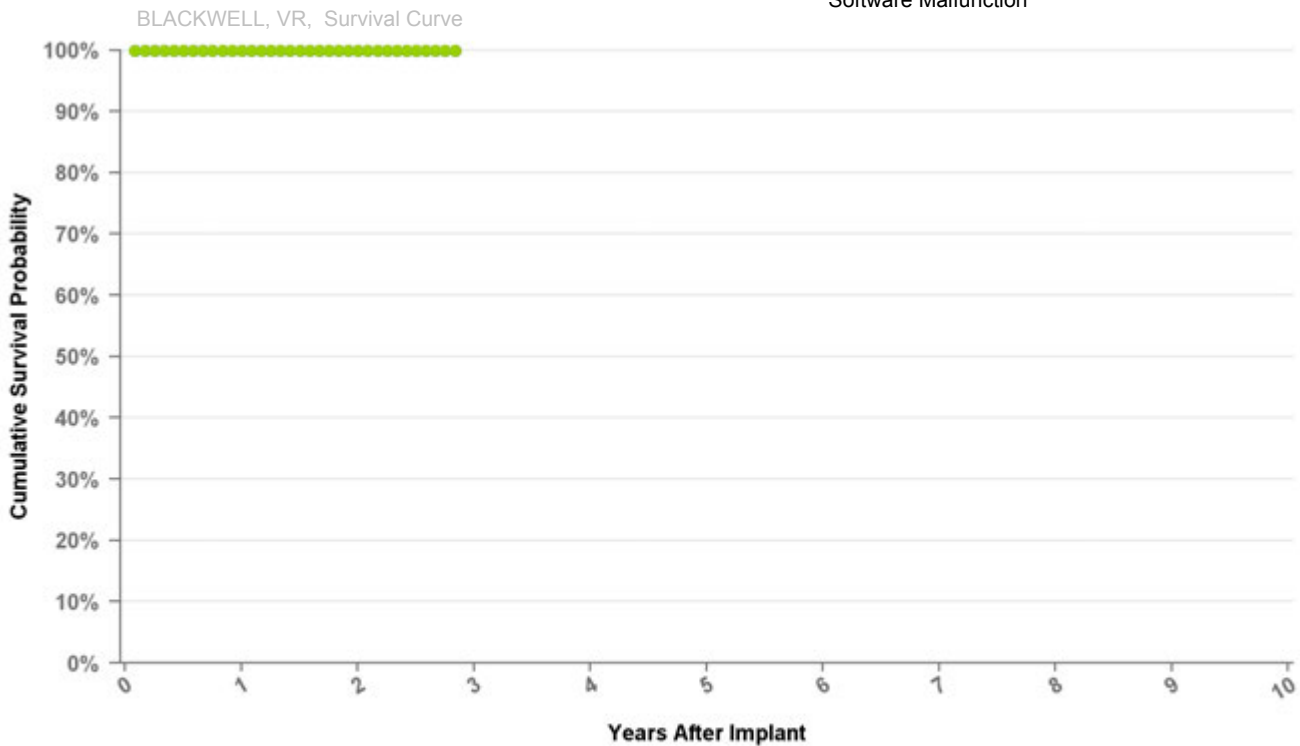
Years	1	2	at 34 mo
Excluding NBD	100.0%	100.0%	100.0%
Including NBD	100.0%	99.9%	99.9%
Effective Sample Size	27296	9742	202

Implantable Cardioverter Defibrillator

DVMC3D4 Evera MRI S

US Market Release Date	
CE Market Approval Date	03/31/2014
Registered US Implants	0
Estimated Active US Implants	0
Normal Battery Depletions (US)	0
NBG Code	VVE-VVIR
Max Delivered Energy	35 J

Total Malfunctions (US)	0
Therapy Not Compromised Malfunctions	0
Battery Malfunction	0
Electrical Component	0
Electrical Interconnect	0
Other Malfunction	0
Poss Early Battery Depltn	0
Software Malfunction	0
Therapy Compromised Malfunctions	0
Battery Malfunction	0
Electrical Component	0
Electrical Interconnect	0
Other Malfunction	0
Poss Early Battery Depltn	0
Software Malfunction	0



Curve Name

- Excluding Normal Battery Depletion
- Including Normal Battery Depletion

Years	1	2	at 34 mo
Excluding NBD	100.0%	100.0%	100.0%
Including NBD	100.0%	99.9%	99.9%
Effective Sample Size	27296	9742	202

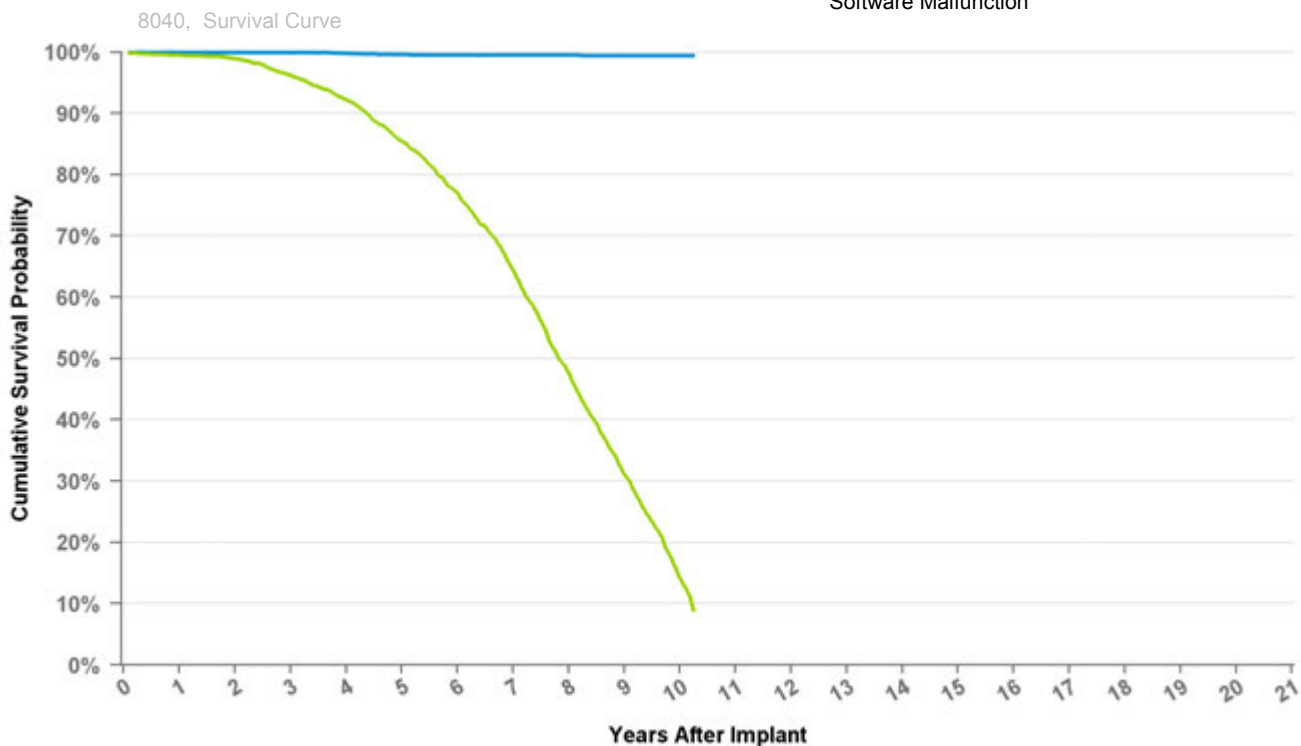
Cardiac Resynchronization Therapy

8040

InSync

US Market Release Date	08/28/2001
CE Market Approval Date	
Registered US Implants	15,333
Estimated Active US Implants	711
Normal Battery Depletions (US)	1,547
NBG Code	DDDR

Total Malfunctions (US)	34
Therapy Not Compromised Malfunctions	24
Battery Malfunction	0
Electrical Component	4
Electrical Interconnect	16
Other Malfunction	1
Poss Early Battery Depltn	3
Software Malfunction	0
Therapy Compromised Malfunctions	10
Battery Malfunction	0
Electrical Component	0
Electrical Interconnect	10
Other Malfunction	0
Poss Early Battery Depltn	0
Software Malfunction	0



Curve Name

- Excluding Normal Battery Depletion
- Including Normal Battery Depletion

Years	1	2	3	4	5	6	7	8	9	10	at 123 mo
Excluding NBD	100.0%	100.0%	99.9%	99.8%	99.6%	99.5%	99.5%	99.5%	99.5%	99.4%	99.4%
Including NBD	99.6%	99.0%	96.2%	92.2%	85.5%	77.0%	64.5%	47.7%	31.2%	14.2%	8.9%
Effective Sample Size	11570	9457	7467	5717	4361	3202	2179	1276	654	220	136

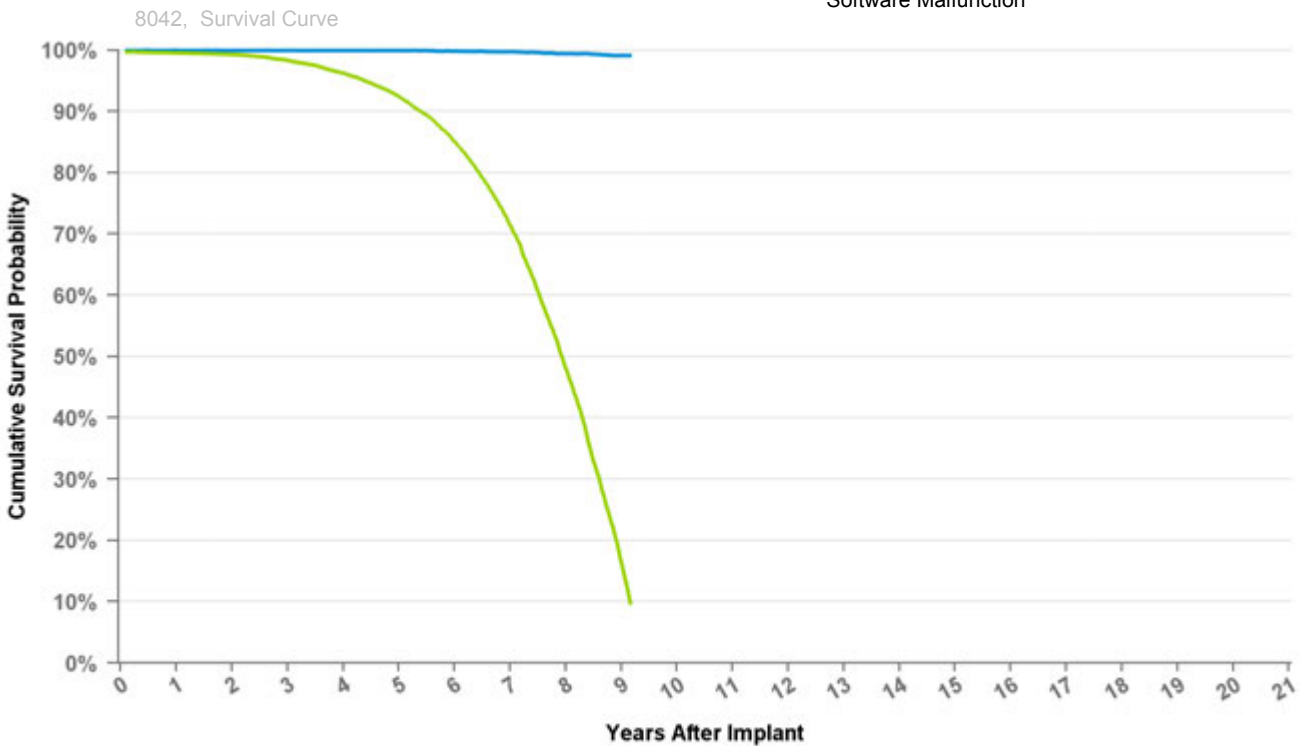
Cardiac Resynchronization Therapy

8042

InSync III

US Market Release Date	02/25/2003
CE Market Approval Date	02/07/2001
Registered US Implants	39,422
Estimated Active US Implants	6,765
Normal Battery Depletions (US)	4,401
NBG Code	DDDR

Total Malfunctions (US)	68
Therapy Not Compromised Malfunctions	42
Battery Malfunction	28
Electrical Component	2
Electrical Interconnect	3
Other Malfunction	7
Poss Early Battery Depltn	2
Software Malfunction	0
Therapy Compromised Malfunctions	26
Battery Malfunction	14
Electrical Component	0
Electrical Interconnect	12
Other Malfunction	0
Poss Early Battery Depltn	0
Software Malfunction	0



Curve Name

- Excluding Normal Battery Depletion
- Including Normal Battery Depletion

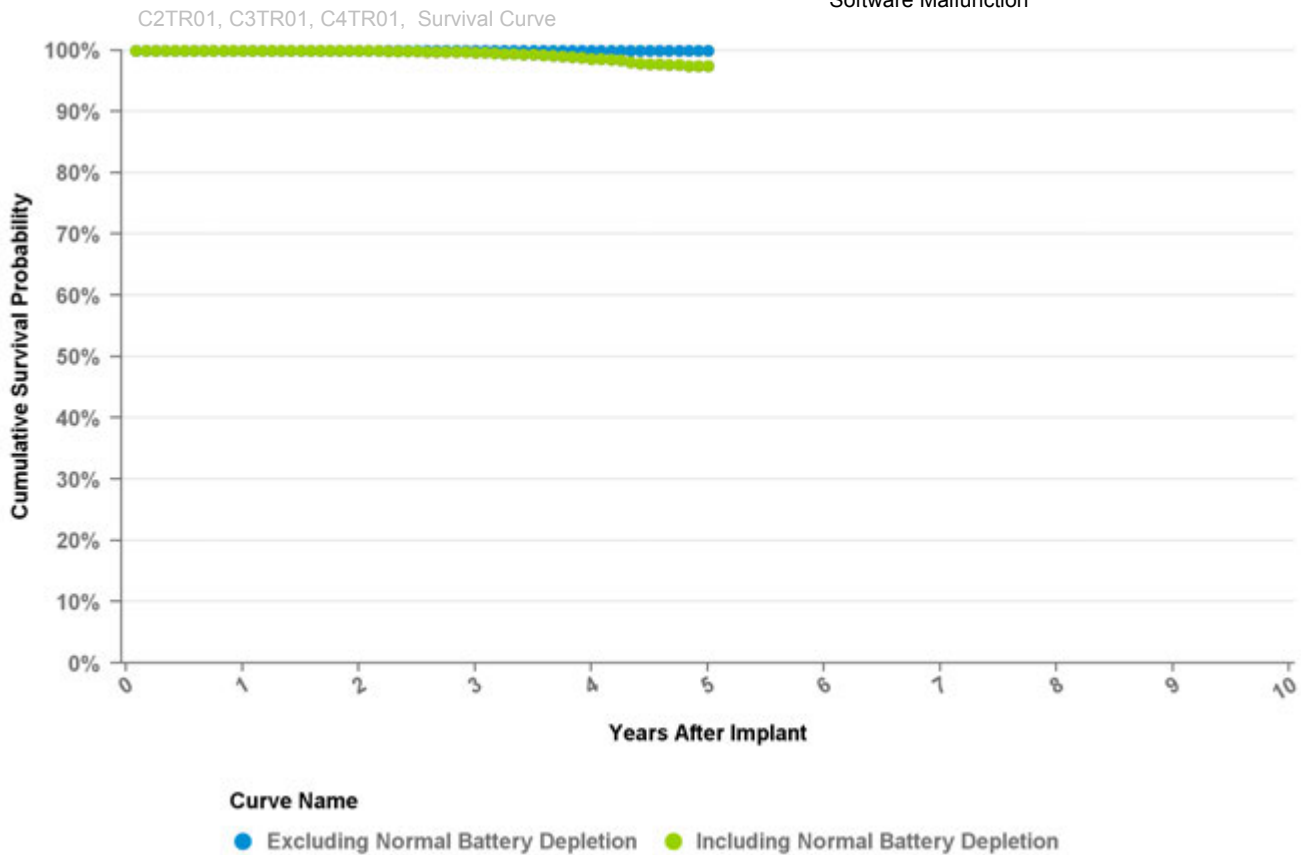
Years	1	2	3	4	5	6	7	8	9	at 110 mo
Excluding NBD	100.0%	100.0%	100.0%	99.9%	99.9%	99.9%	99.7%	99.4%	99.2%	99.1%
Including NBD	99.5%	99.3%	98.3%	96.3%	92.4%	85.2%	71.5%	48.2%	16.5%	9.8%
Effective Sample Size	30173	25916	22312	19081	15921	10905	6100	2696	438	172

Cardiac Resynchronization Therapy

C2TR01 Syncra CRT-P

US Market Release Date	03/22/2011
CE Market Approval Date	05/11/2010
Registered US Implants	9,366
Estimated Active US Implants	7,308
Normal Battery Depletions (US)	38
NBG Code	OOE-DDDR

Total Malfunctions (US)	1
Therapy Not Compromised Malfunctions	1
Battery Malfunction	0
Electrical Component	0
Electrical Interconnect	0
Other Malfunction	1
Poss Early Battery Depltn	0
Software Malfunction	0
Therapy Compromised Malfunctions	0
Battery Malfunction	0
Electrical Component	0
Electrical Interconnect	0
Other Malfunction	0
Poss Early Battery Depltn	0
Software Malfunction	0



Years	1	2	3	4	at 60 mo
Excluding NBD	100.0%	100.0%	100.0%	100.0%	100.0%
Including NBD	100.0%	99.9%	99.7%	98.6%	97.5%
Effective Sample Size	23144	16605	10145	4730	288

Cardiac Resynchronization Therapy

C3TR01 Consulta CRT-P

US Market Release Date

CE Market Approval Date 05/11/2010

Registered US Implants 1

Estimated Active US Implants 1

Normal Battery Depletions (US) 0

NBG Code OAE-DDDR

Total Malfunctions (US) 0

Therapy Not Compromised Malfunctions

Battery Malfunction 0

Electrical Component 0

Electrical Interconnect 0

Other Malfunction 0

Poss Early Battery Depltn 0

Software Malfunction 0

Therapy Compromised Malfunctions

Battery Malfunction 0

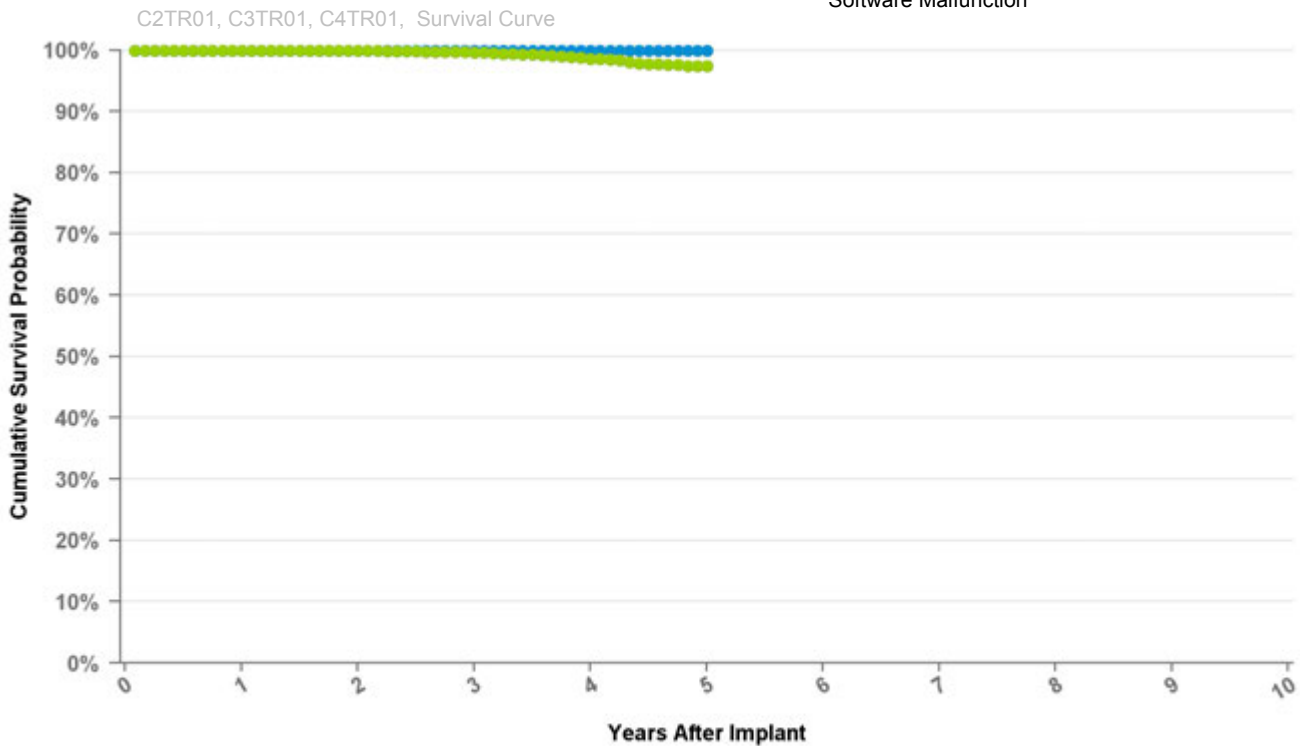
Electrical Component 0

Electrical Interconnect 0

Other Malfunction 0

Poss Early Battery Depltn 0

Software Malfunction 0



Curve Name

● Excluding Normal Battery Depletion ● Including Normal Battery Depletion

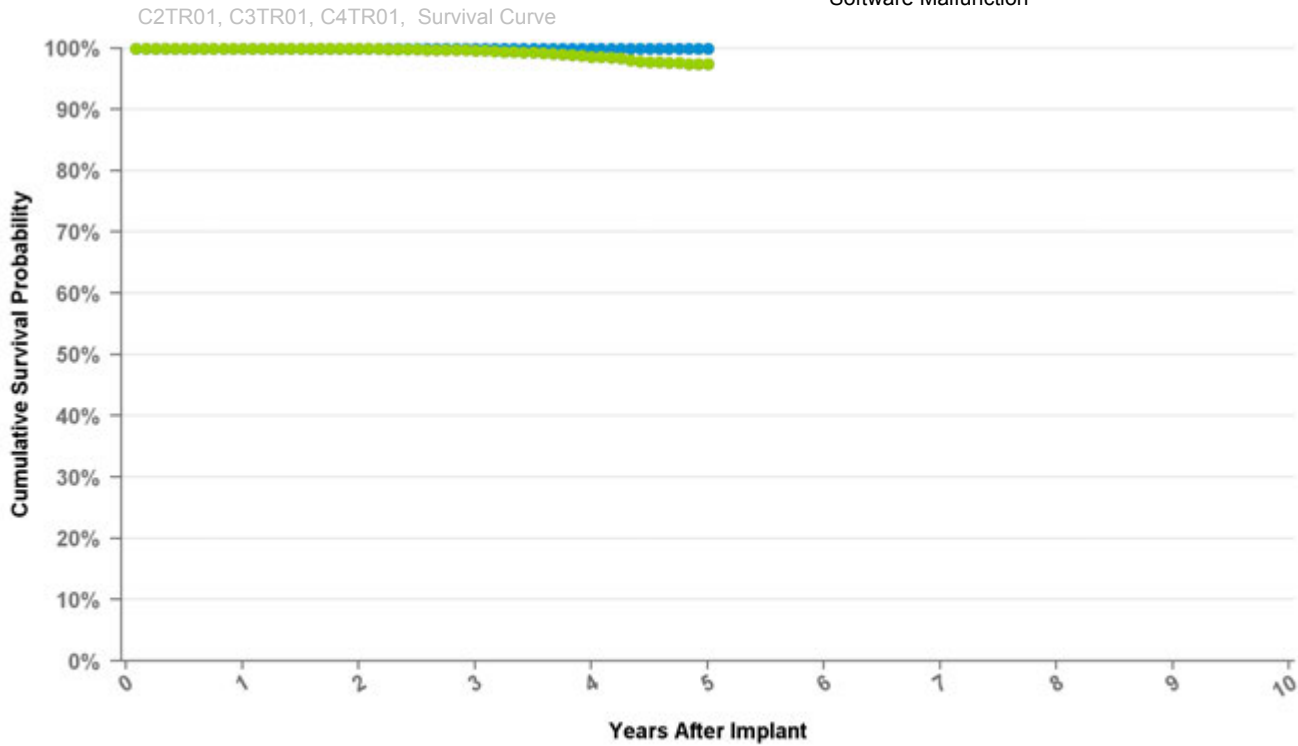
Years	1	2	3	4	at 60 mo
Excluding NBD	100.0%	100.0%	100.0%	100.0%	100.0%
Including NBD	100.0%	99.9%	99.7%	98.6%	97.5%
Effective Sample Size	23144	16605	10145	4730	288

Cardiac Resynchronization Therapy

C4TR01 Consulta CRT-P

US Market Release Date	03/22/2011
CE Market Approval Date	
Registered US Implants	20,938
Estimated Active US Implants	17,630
Normal Battery Depletions (US)	51
NBG Code	OAE-DDDR

Total Malfunctions (US)	0
Therapy Not Compromised Malfunctions	0
Battery Malfunction	0
Electrical Component	0
Electrical Interconnect	0
Other Malfunction	0
Poss Early Battery Depltn	0
Software Malfunction	0
Therapy Compromised Malfunctions	0
Battery Malfunction	0
Electrical Component	0
Electrical Interconnect	0
Other Malfunction	0
Poss Early Battery Depltn	0
Software Malfunction	0



Curve Name
● Excluding Normal Battery Depletion ● Including Normal Battery Depletion

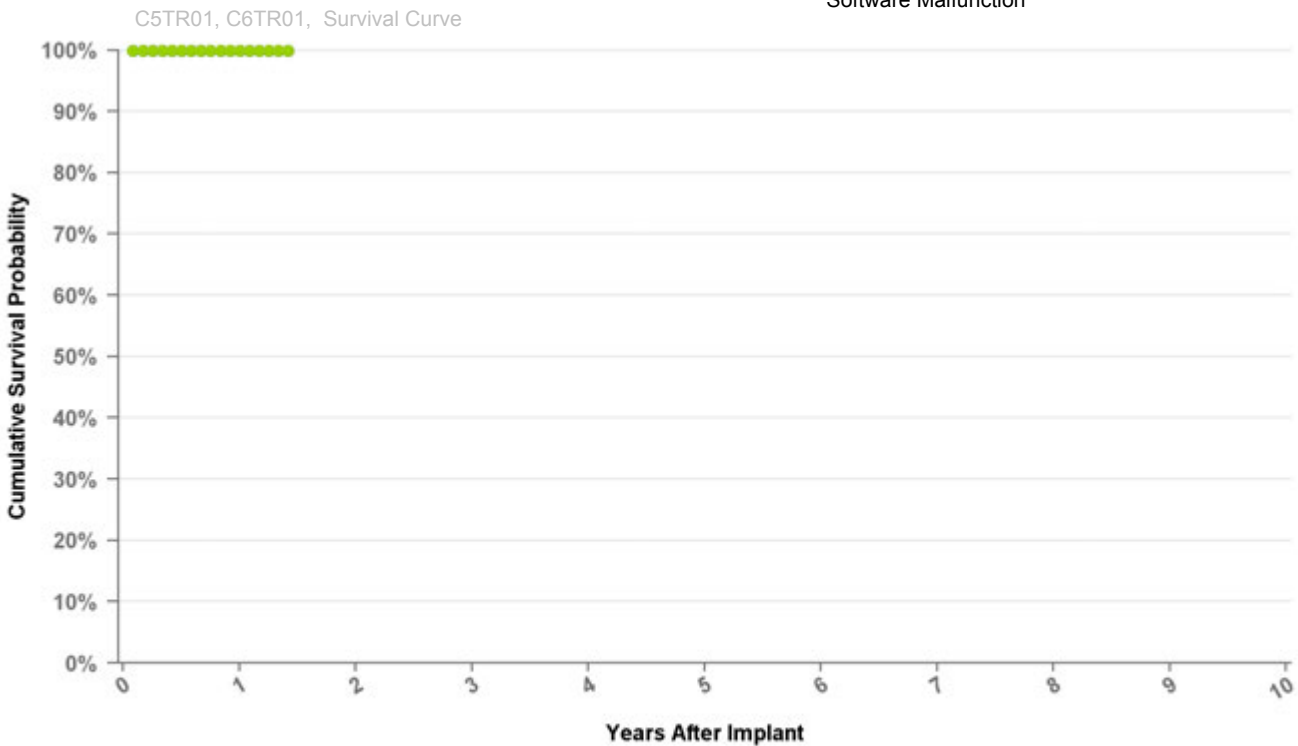
Years	1	2	3	4	at 60 mo
Excluding NBD	100.0%	100.0%	100.0%	100.0%	100.0%
Including NBD	100.0%	99.9%	99.7%	98.6%	97.5%
Effective Sample Size	23144	16605	10145	4730	288

Cardiac Resynchronization Therapy

C5TR01 Viva CRT-P

US Market Release Date	
CE Market Approval Date	04/04/2014
Registered US Implants	0
Estimated Active US Implants	0
Normal Battery Depletions (US)	0
NBG Code	OAE-DDDR

Total Malfunctions (US)	0
Therapy Not Compromised Malfunctions	0
Battery Malfunction	0
Electrical Component	0
Electrical Interconnect	0
Other Malfunction	0
Poss Early Battery Depltn	0
Software Malfunction	0
Therapy Compromised Malfunctions	0
Battery Malfunction	0
Electrical Component	0
Electrical Interconnect	0
Other Malfunction	0
Poss Early Battery Depltn	0
Software Malfunction	0



Curve Name

- Excluding Normal Battery Depletion
- Including Normal Battery Depletion

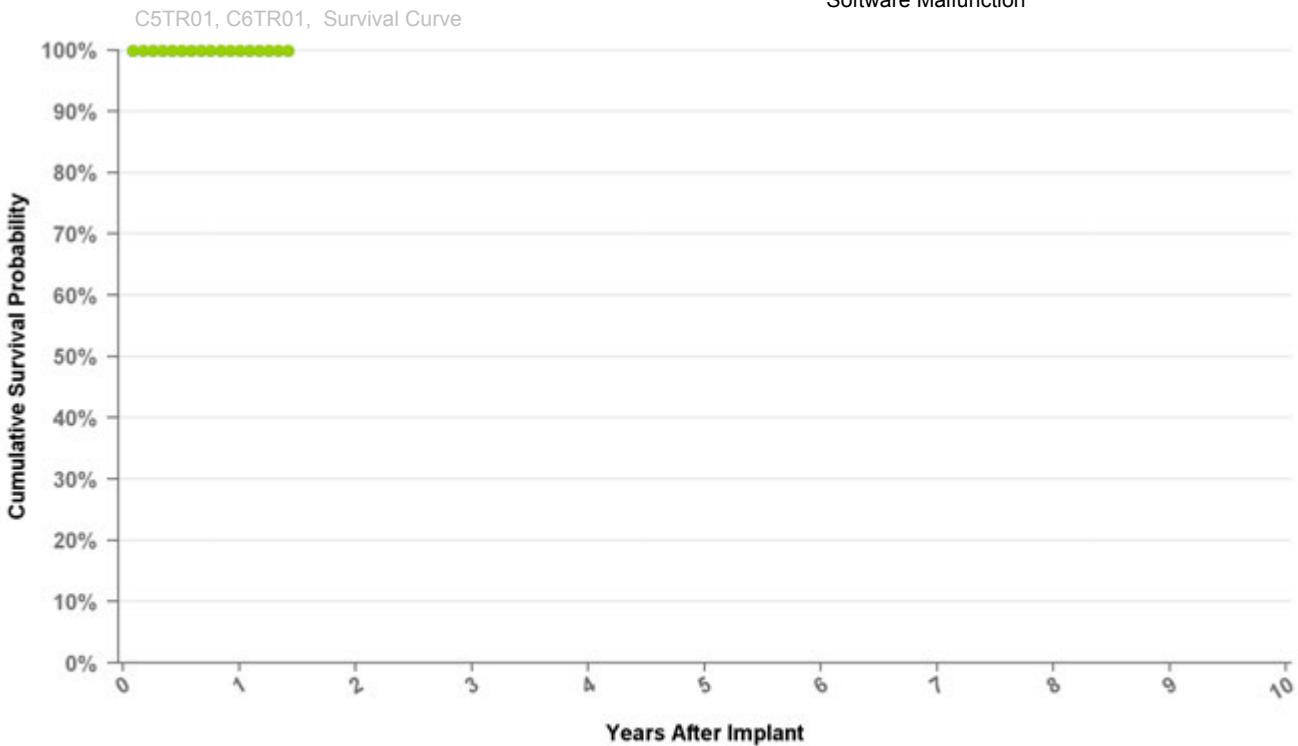
Years	1	at 17 mo
Excluding NBD	100.0%	100.0%
Including NBD	100.0%	100.0%
Effective Sample Size	826	143

Cardiac Resynchronization Therapy

C6TR01 Viva CRT-P

US Market Release Date	07/09/2014
CE Market Approval Date	
Registered US Implants	4,026
Estimated Active US Implants	3,899
Normal Battery Depletions (US)	0
NBG Code	OAE-DDDR

Total Malfunctions (US)	0
Therapy Not Compromised Malfunctions	0
Battery Malfunction	0
Electrical Component	0
Electrical Interconnect	0
Other Malfunction	0
Poss Early Battery Depltn	0
Software Malfunction	0
Therapy Compromised Malfunctions	0
Battery Malfunction	0
Electrical Component	0
Electrical Interconnect	0
Other Malfunction	0
Poss Early Battery Depltn	0
Software Malfunction	0



Curve Name

- Excluding Normal Battery Depletion
- Including Normal Battery Depletion

Years	1	at 17 mo
Excluding NBD	100.0%	100.0%
Including NBD	100.0%	100.0%
Effective Sample Size	826	143

Implantable Pulse Generator

A2DR01 Advisa DR MRI

US Market Release Date 01/15/2013

CE Market Approval Date

Registered US Implants 160,096

Estimated Active US Implants 154,484

Normal Battery Depletions (US) 4

NBG Code OAE-DDDR

Total Malfunctions (US) 12

Therapy Not Compromised Malfunctions 10

Battery Malfunction 0

Electrical Component 5

Electrical Interconnect 1

Other Malfunction 1

Poss Early Battery Depltn 1

Software Malfunction 2

Therapy Compromised Malfunctions 2

Battery Malfunction 0

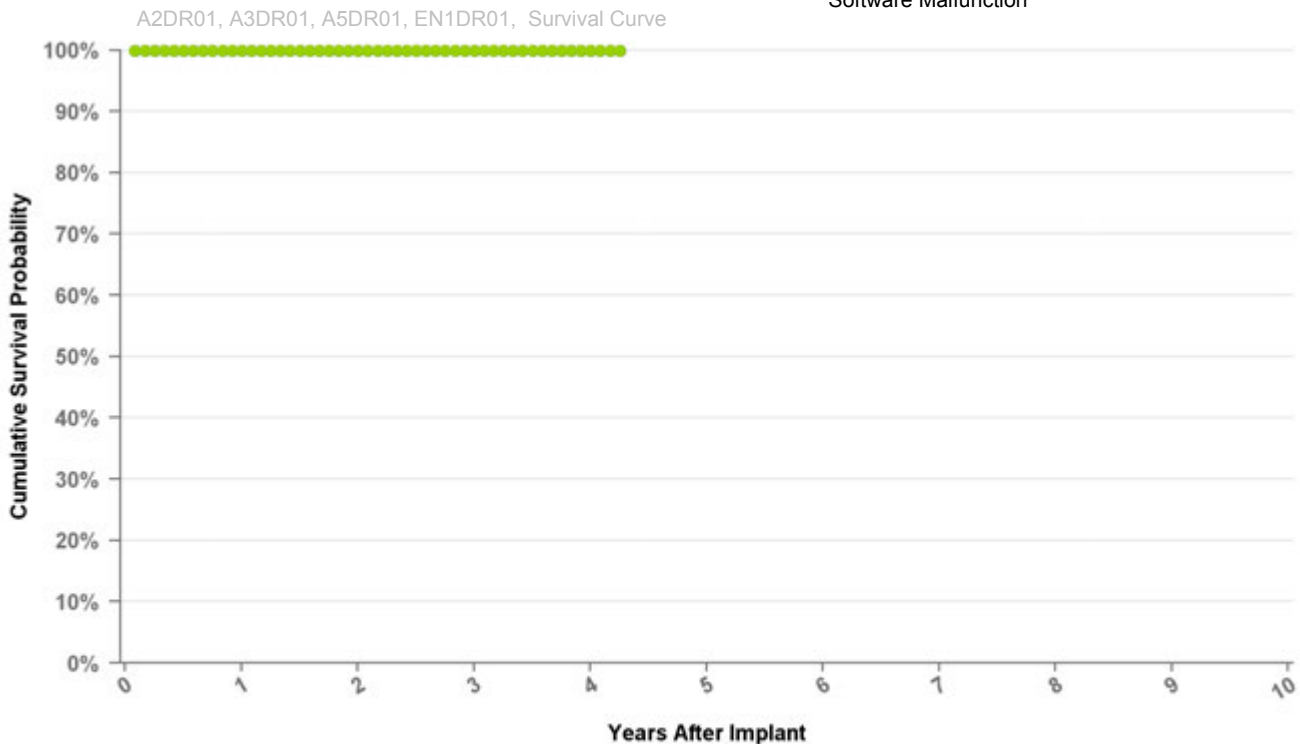
Electrical Component 2

Electrical Interconnect 0

Other Malfunction 0

Poss Early Battery Depltn 0

Software Malfunction 0



Curve Name

- Excluding Normal Battery Depletion
- Including Normal Battery Depletion

Years	1	2	3	4	at 51 mo
Excluding NBD	100.0%	100.0%	100.0%	100.0%	100.0%
Including NBD	100.0%	100.0%	100.0%	100.0%	100.0%
Effective Sample Size	84403	29640	2343	260	102

Implantable Pulse Generator

A3DR01 Advisa DR MRI

US Market Release Date

CE Market Approval Date 06/02/2009

Registered US Implants 1

Estimated Active US Implants 0

Normal Battery Depletions (US) 0

NBG Code OAE-DDDR

Total Malfunctions (US) 0

Therapy Not Compromised Malfunctions

Battery Malfunction 0

Electrical Component 0

Electrical Interconnect 0

Other Malfunction 0

Poss Early Battery Depltn 0

Software Malfunction 0

Therapy Compromised Malfunctions

Battery Malfunction 0

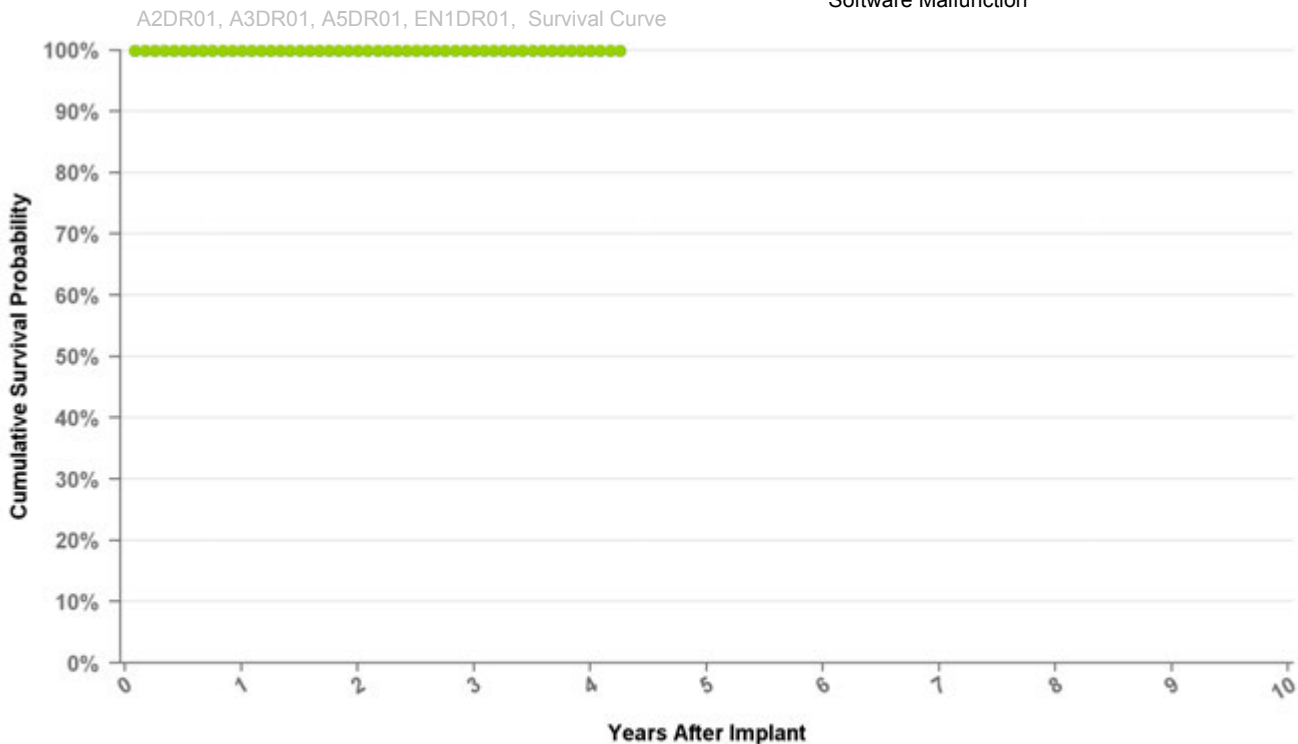
Electrical Component 0

Electrical Interconnect 0

Other Malfunction 0

Poss Early Battery Depltn 0

Software Malfunction 0



Curve Name

- Excluding Normal Battery Depletion
- Including Normal Battery Depletion

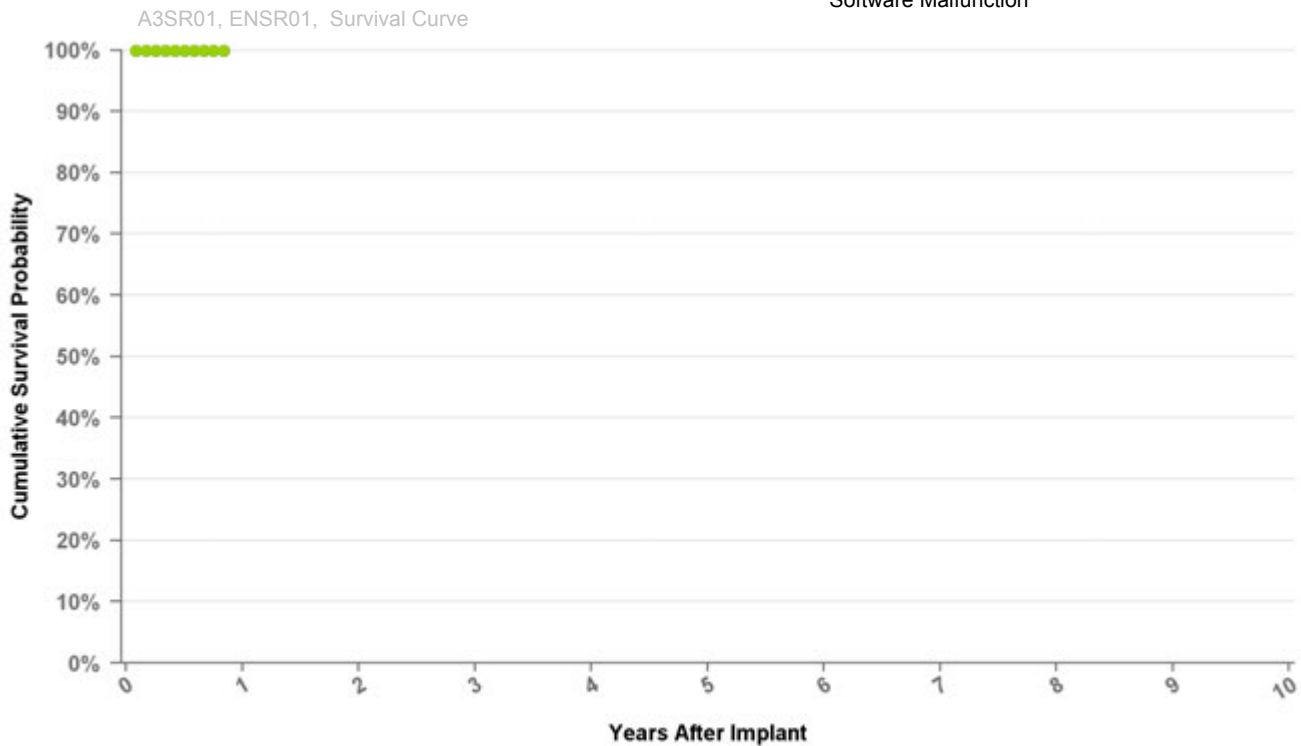
Years	1	2	3	4	at 51 mo
Excluding NBD	100.0%	100.0%	100.0%	100.0%	100.0%
Including NBD	100.0%	100.0%	100.0%	100.0%	100.0%
Effective Sample Size	84403	29640	2343	260	102

Implantable Pulse Generator

A3SR01 Advisa SR

US Market Release Date	03/19/2015
CE Market Approval Date	04/24/2014
Registered US Implants	5,766
Estimated Active US Implants	5,622
Normal Battery Depletions (US)	0
NBG Code	VVIR

Total Malfunctions (US)	0
Therapy Not Compromised Malfunctions	0
Battery Malfunction	0
Electrical Component	0
Electrical Interconnect	0
Other Malfunction	0
Poss Early Battery Depltn	0
Software Malfunction	0
Therapy Compromised Malfunctions	0
Battery Malfunction	0
Electrical Component	0
Electrical Interconnect	0
Other Malfunction	0
Poss Early Battery Depltn	0
Software Malfunction	0



Curve Name

- Excluding Normal Battery Depletion
- Including Normal Battery Depletion

Years	at 10 mo
Excluding NBD	100.0%
Including NBD	100.0%
Effective Sample Size	285

Implantable Pulse Generator

A4DR01 Advisa DR

US Market Release Date 04/04/2011

CE Market Approval Date

Registered US Implants 1,535

Estimated Active US Implants 1,348

Normal Battery Depletions (US) 0

NBG Code OAE-DDDR

Total Malfunctions (US) 0

Therapy Not Compromised Malfunctions 0

Battery Malfunction 0

Electrical Component 0

Electrical Interconnect 0

Other Malfunction 0

Poss Early Battery Depltn 0

Software Malfunction 0

Therapy Compromised Malfunctions 0

Battery Malfunction 0

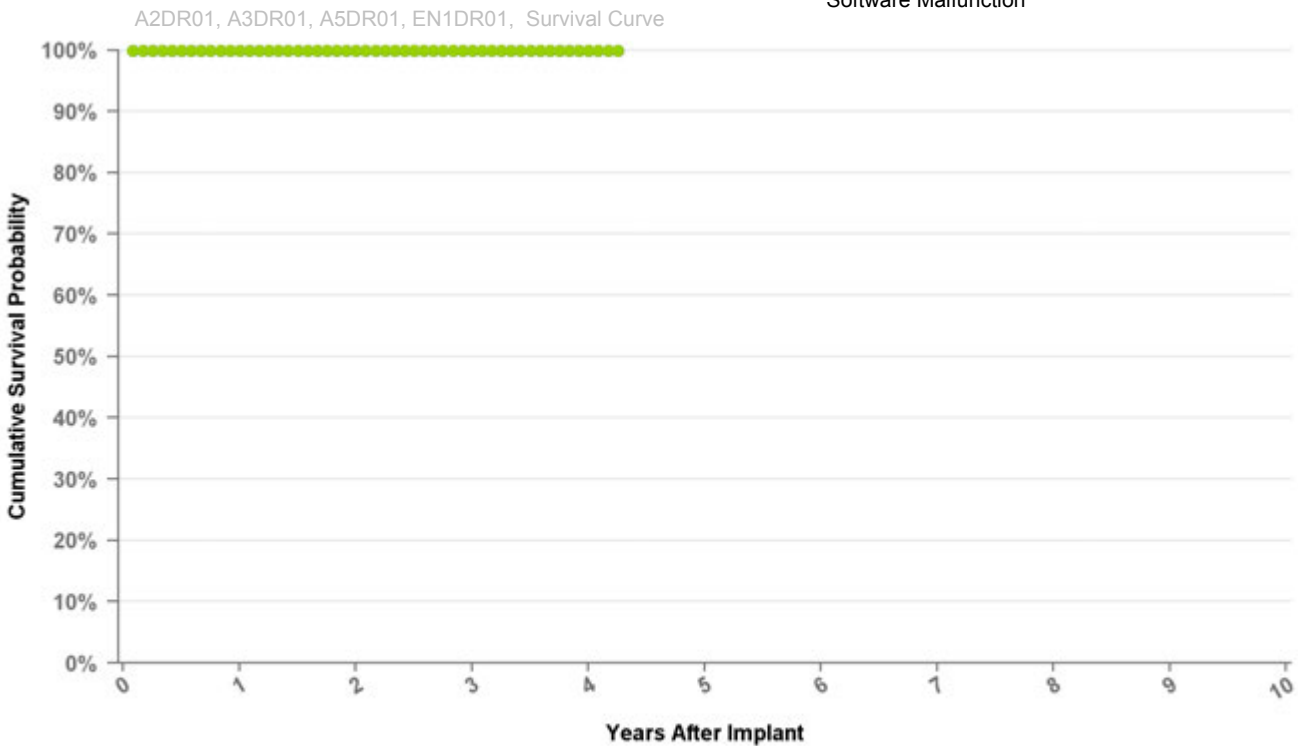
Electrical Component 0

Electrical Interconnect 0

Other Malfunction 0

Poss Early Battery Depltn 0

Software Malfunction 0



Curve Name

- Excluding Normal Battery Depletion
- Including Normal Battery Depletion

Years	1	2	3	4	at 51 mo
Excluding NBD	100.0%	100.0%	100.0%	100.0%	100.0%
Including NBD	100.0%	100.0%	100.0%	100.0%	100.0%
Effective Sample Size	84403	29640	2343	260	102

Implantable Pulse Generator

A5DR01 Advisa DR

US Market Release Date

CE Market Approval Date 06/02/2009

Registered US Implants 1

Estimated Active US Implants 1

Normal Battery Depletions (US) 0

NBG Code OAE-DDDR

Total Malfunctions (US) 0

Therapy Not Compromised Malfunctions

Battery Malfunction 0

Electrical Component 0

Electrical Interconnect 0

Other Malfunction 0

Poss Early Battery Depltn 0

Software Malfunction 0

Therapy Compromised Malfunctions

Battery Malfunction 0

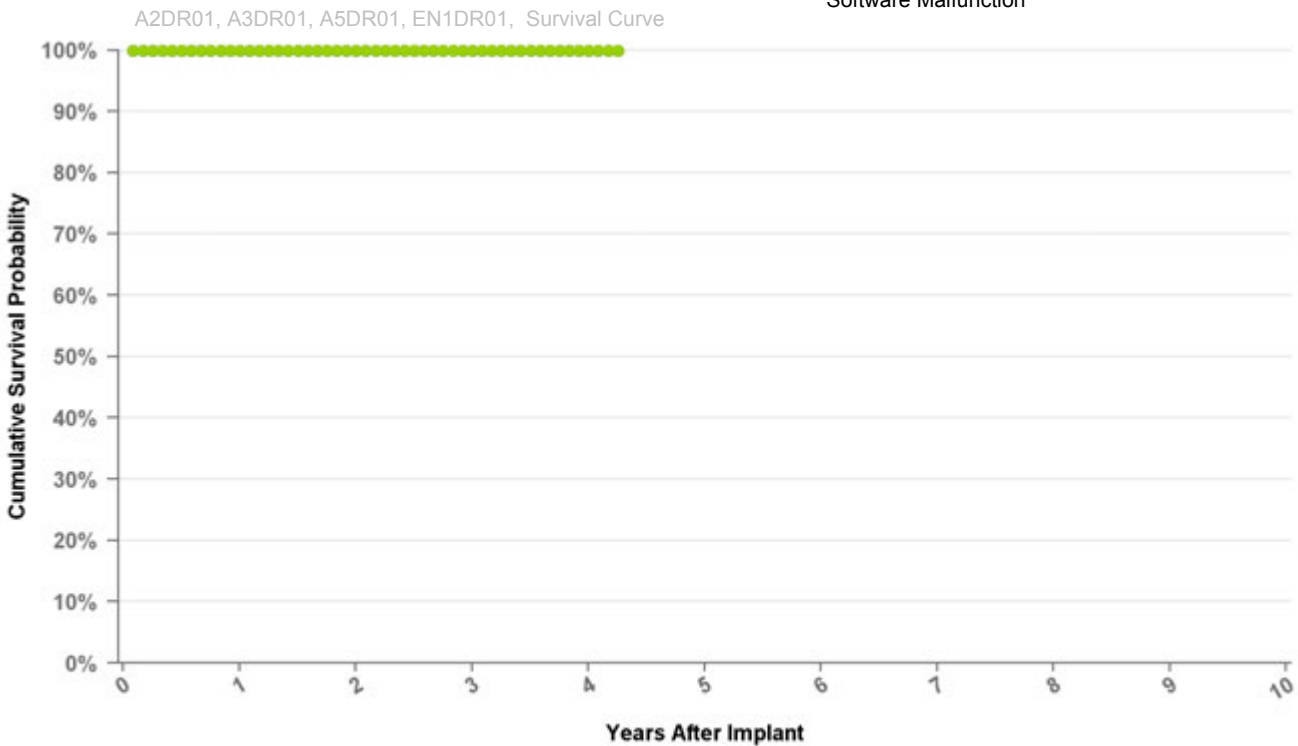
Electrical Component 0

Electrical Interconnect 0

Other Malfunction 0

Poss Early Battery Depltn 0

Software Malfunction 0



Curve Name

- Excluding Normal Battery Depletion
- Including Normal Battery Depletion

Years	1	2	3	4	at 51 mo
Excluding NBD	100.0%	100.0%	100.0%	100.0%	100.0%
Including NBD	100.0%	100.0%	100.0%	100.0%	100.0%
Effective Sample Size	84403	29640	2343	260	102

Implantable Pulse Generator

ADD01

Adapta D

US Market Release Date 07/17/2006

CE Market Approval Date 09/20/2005

Registered US Implants 0

Estimated Active US Implants 0

Normal Battery Depletions (US) 0

NBG Code DDD

Total Malfunctions (US) 0

Therapy Not Compromised Malfunctions 0

Battery Malfunction 0

Electrical Component 0

Electrical Interconnect 0

Other Malfunction 0

Poss Early Battery Depltn 0

Software Malfunction 0

Therapy Compromised Malfunctions 0

Battery Malfunction 0

Electrical Component 0

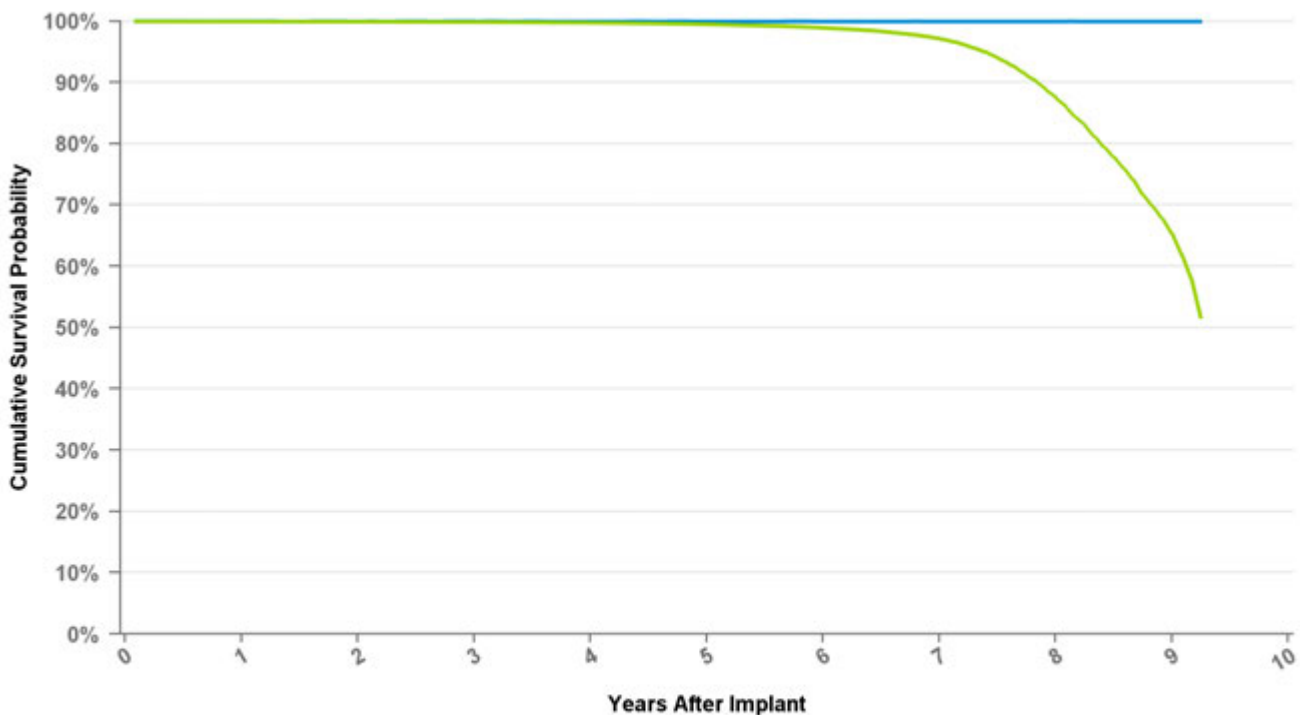
Electrical Interconnect 0

Other Malfunction 0

Poss Early Battery Depltn 0

Software Malfunction 0

ADDR01, ADDR03, ADDR06, ADD01, Survival Curve



Curve Name

● Excluding Normal Battery Depletion ● Including Normal Battery Depletion

Years	1	2	3	4	5	6	7	8	9	at 111 mo
Excluding NBD	100.0%	100.0%	100.0%	100.0%	100.0%	100.0%	100.0%	100.0%	100.0%	100.0%
Including NBD	99.9%	99.9%	99.9%	99.7%	99.5%	98.9%	97.2%	87.5%	65.4%	51.6%
Effective Sample Size	372904	326742	276225	224444	175617	125836	80536	38467	5904	1167

Implantable Pulse Generator

ADDR01 Adapta DR

US Market Release Date 07/17/2006

CE Market Approval Date 09/20/2005

Registered US Implants 430,063

Estimated Active US Implants 306,757

Normal Battery Depletions (US) 8,344

NBG Code DDDR

Total Malfunctions (US) 76

Therapy Not Compromised Malfunctions 51

Battery Malfunction 0

Electrical Component 49

Electrical Interconnect 1

Other Malfunction 1

Poss Early Battery Depltn 0

Software Malfunction 0

Therapy Compromised Malfunctions 25

Battery Malfunction 0

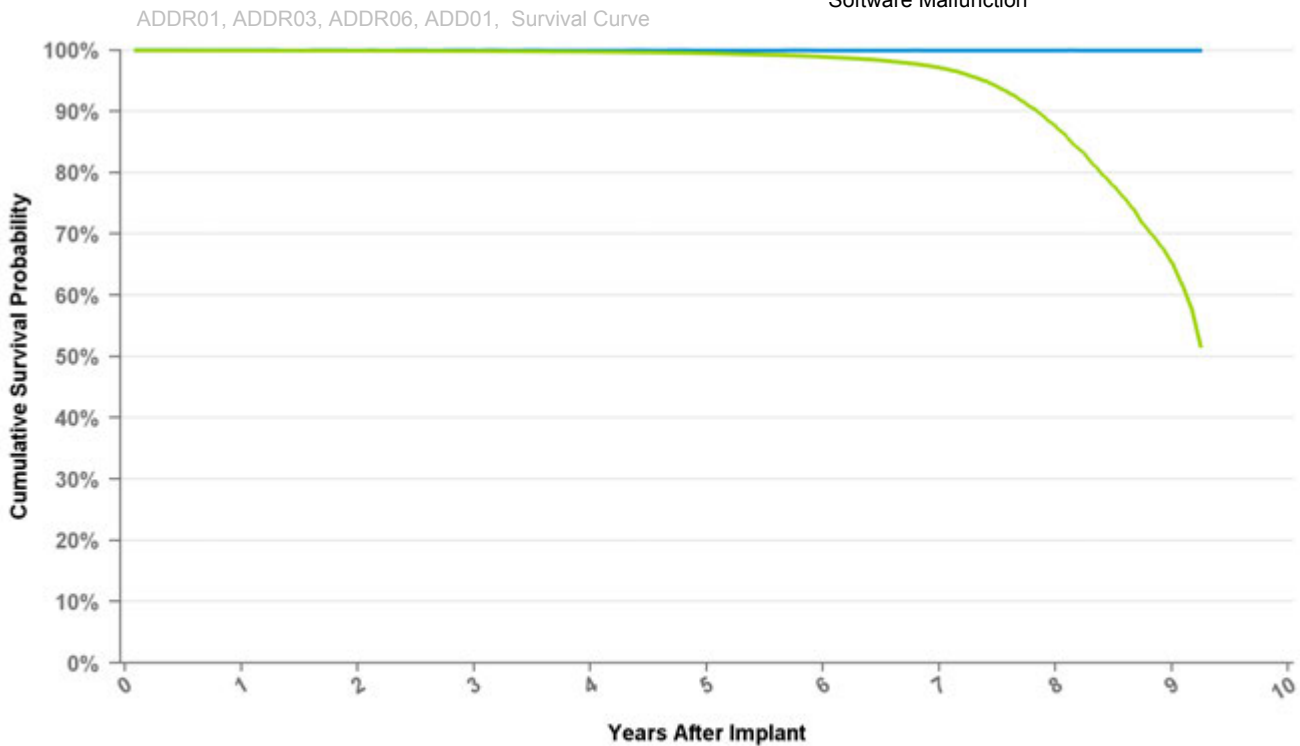
Electrical Component 20

Electrical Interconnect 3

Other Malfunction 2

Poss Early Battery Depltn 0

Software Malfunction 0



Curve Name

● Excluding Normal Battery Depletion ● Including Normal Battery Depletion

Years	1	2	3	4	5	6	7	8	9	at 111 mo
Excluding NBD	100.0%	100.0%	100.0%	100.0%	100.0%	100.0%	100.0%	100.0%	100.0%	100.0%
Including NBD	99.9%	99.9%	99.9%	99.7%	99.5%	98.9%	97.2%	87.5%	65.4%	51.6%
Effective Sample Size	372904	326742	276225	224444	175617	125836	80536	38467	5904	1167

Implantable Pulse Generator

ADDR03 Adapta DR

US Market Release Date 07/17/2006

CE Market Approval Date 09/20/2005

Registered US Implants 4,012

Estimated Active US Implants 2,627

Normal Battery Depletions (US) 133

NBG Code DDDR

Total Malfunctions (US) 2

Therapy Not Compromised Malfunctions 1

Battery Malfunction 0

Electrical Component 1

Electrical Interconnect 0

Other Malfunction 0

Poss Early Battery Depltn 0

Software Malfunction 0

Therapy Compromised Malfunctions 1

Battery Malfunction 0

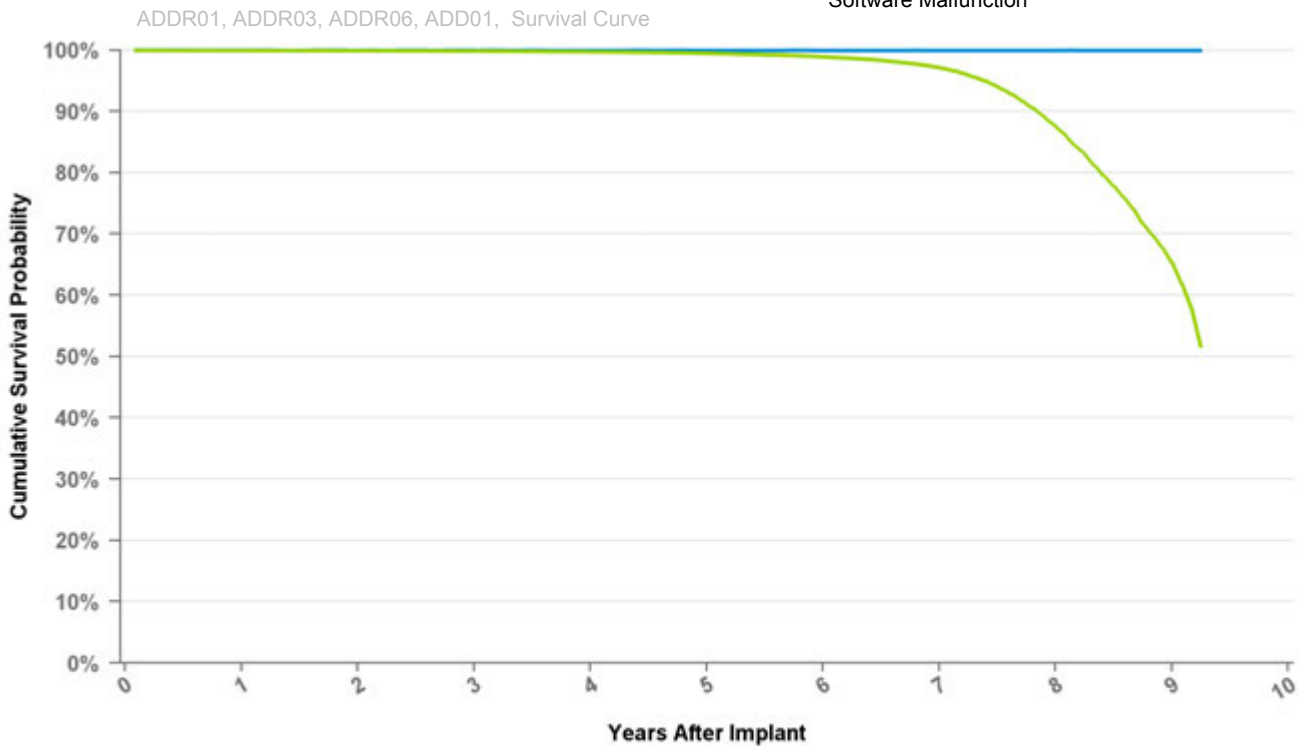
Electrical Component 1

Electrical Interconnect 0

Other Malfunction 0

Poss Early Battery Depltn 0

Software Malfunction 0



Curve Name

● Excluding Normal Battery Depletion ● Including Normal Battery Depletion

Years	1	2	3	4	5	6	7	8	9	at 111 mo
Excluding NBD	100.0%	100.0%	100.0%	100.0%	100.0%	100.0%	100.0%	100.0%	100.0%	100.0%
Including NBD	99.9%	99.9%	99.9%	99.7%	99.5%	98.9%	97.2%	87.5%	65.4%	51.6%
Effective Sample Size	372904	326742	276225	224444	175617	125836	80536	38467	5904	1167

Implantable Pulse Generator

ADDR06 Adapta DR

US Market Release Date 07/17/2006

CE Market Approval Date 09/20/2005

Registered US Implants 3,101

Estimated Active US Implants 1,690

Normal Battery Depletions (US) 171

NBG Code DDDR

Total Malfunctions (US) 1

Therapy Not Compromised Malfunctions 1

Battery Malfunction 0

Electrical Component 1

Electrical Interconnect 0

Other Malfunction 0

Poss Early Battery Depltn 0

Software Malfunction 0

Therapy Compromised Malfunctions 0

Battery Malfunction 0

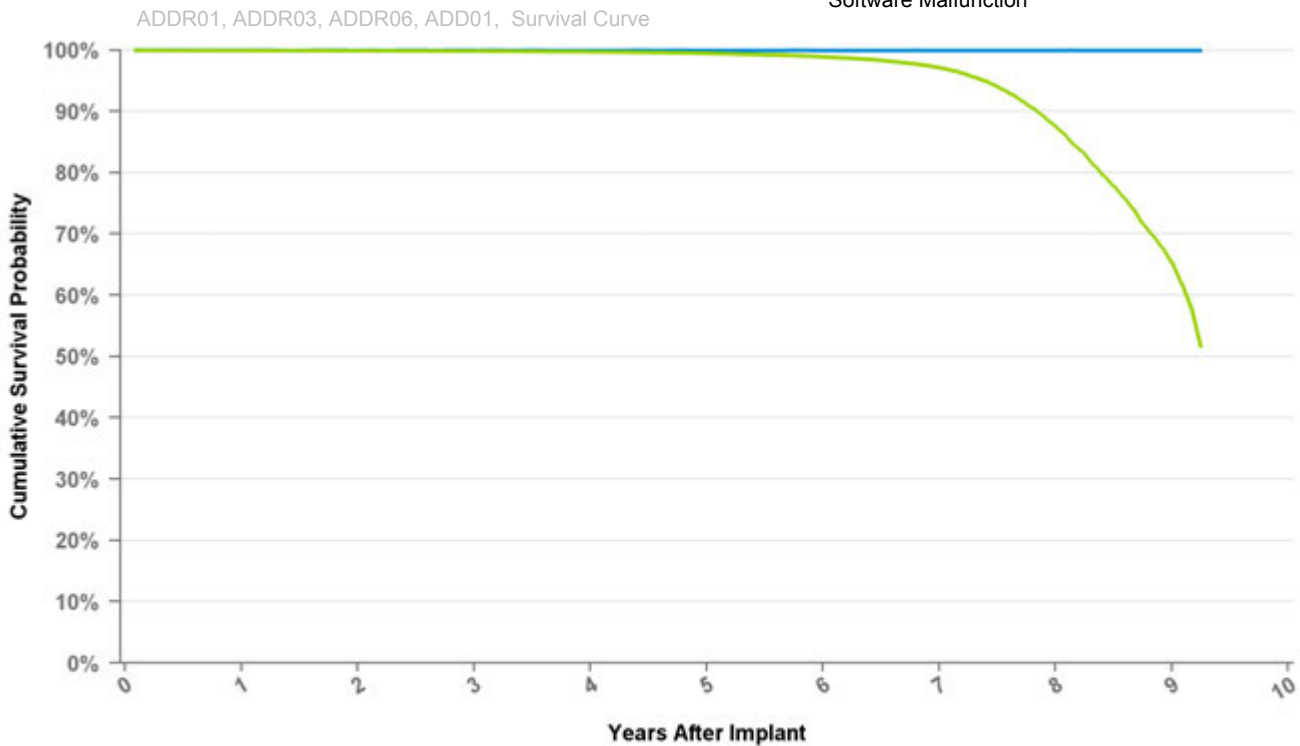
Electrical Component 0

Electrical Interconnect 0

Other Malfunction 0

Poss Early Battery Depltn 0

Software Malfunction 0



Curve Name

● Excluding Normal Battery Depletion ● Including Normal Battery Depletion

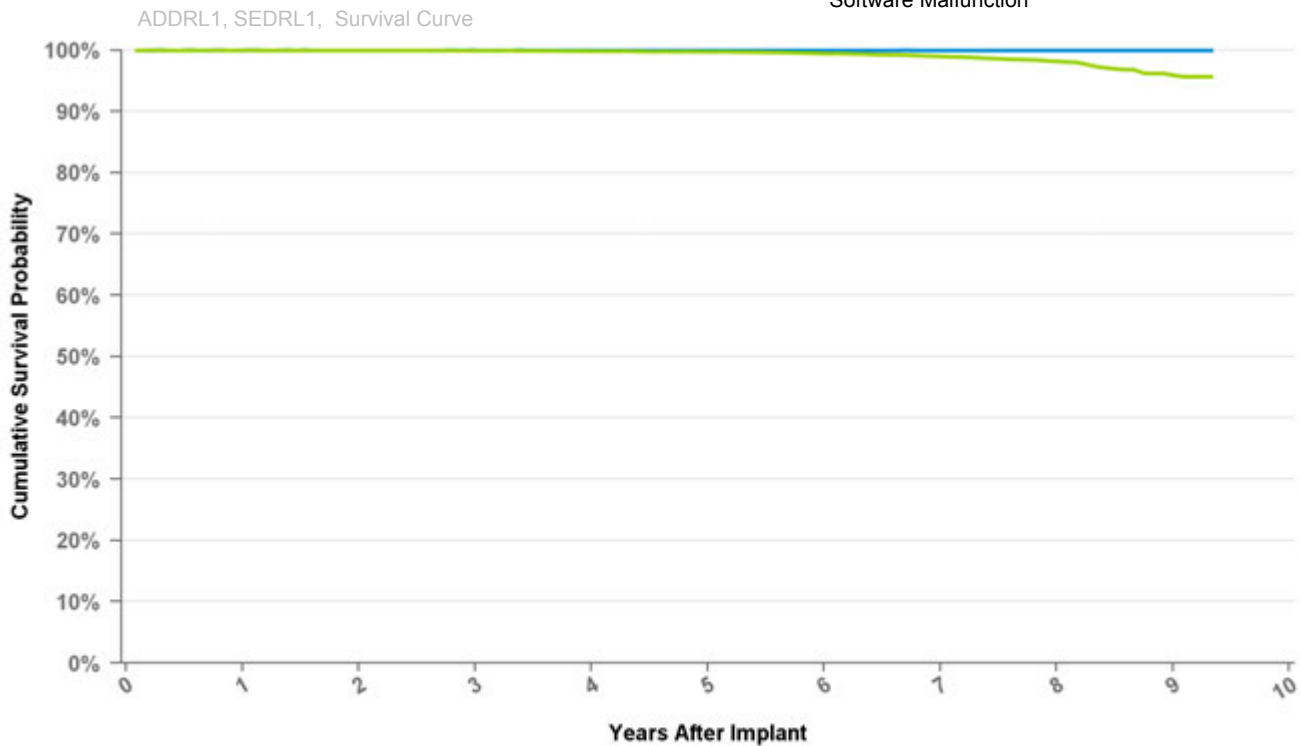
Years	1	2	3	4	5	6	7	8	9	at 111 mo
Excluding NBD	100.0%	100.0%	100.0%	100.0%	100.0%	100.0%	100.0%	100.0%	100.0%	100.0%
Including NBD	99.9%	99.9%	99.9%	99.7%	99.5%	98.9%	97.2%	87.5%	65.4%	51.6%
Effective Sample Size	372904	326742	276225	224444	175617	125836	80536	38467	5904	1167

Implantable Pulse Generator

ADDRL1 Adapta DR

US Market Release Date	07/17/2006
CE Market Approval Date	09/20/2005
Registered US Implants	121,953
Estimated Active US Implants	102,277
Normal Battery Depletions (US)	214
NBG Code	DDDR

Total Malfunctions (US)	13
Therapy Not Compromised Malfunctions	9
Battery Malfunction	0
Electrical Component	8
Electrical Interconnect	1
Other Malfunction	0
Poss Early Battery Depltn	0
Software Malfunction	0
Therapy Compromised Malfunctions	4
Battery Malfunction	0
Electrical Component	1
Electrical Interconnect	1
Other Malfunction	2
Poss Early Battery Depltn	0
Software Malfunction	0



Curve Name

- Excluding Normal Battery Depletion
- Including Normal Battery Depletion

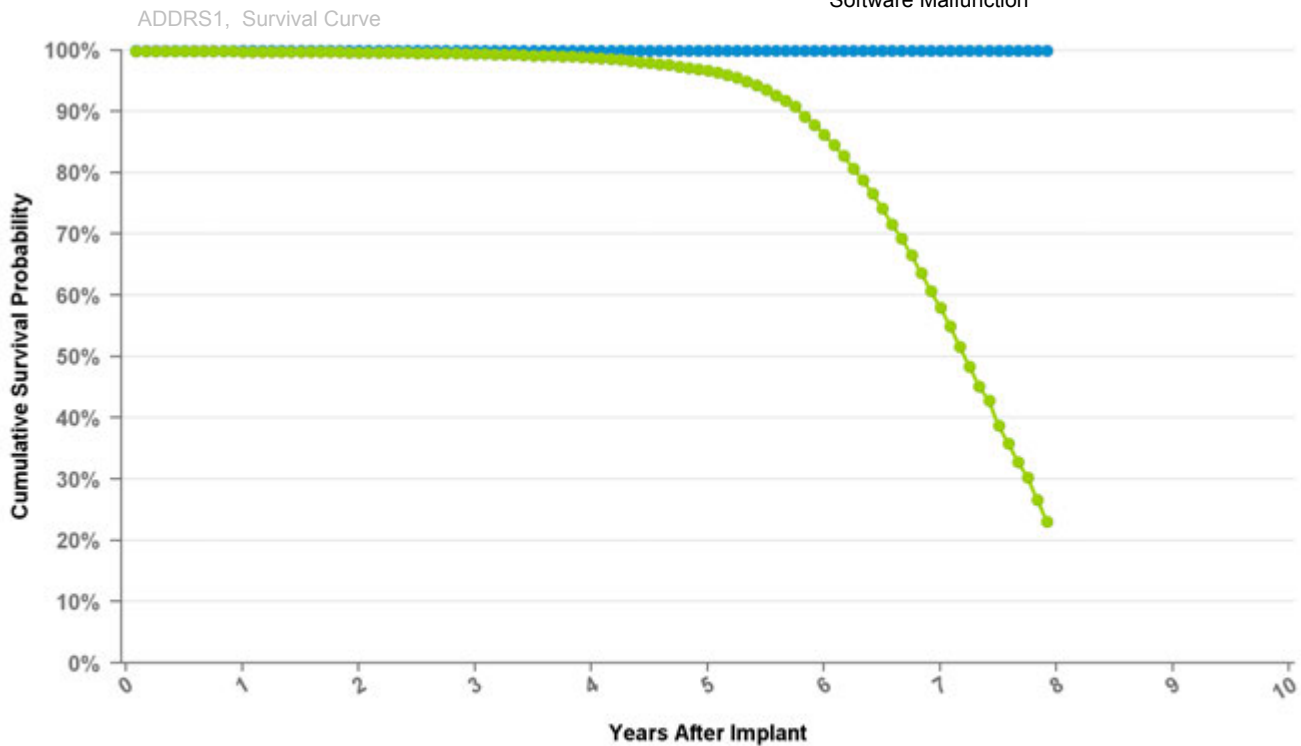
Years	1	2	3	4	5	6	7	8	9	at 112 mo
Excluding NBD	100.0%	100.0%	100.0%	100.0%	100.0%	100.0%	100.0%	100.0%	100.0%	100.0%
Including NBD	100.0%	100.0%	99.9%	99.8%	99.7%	99.5%	99.0%	98.2%	95.9%	95.7%
Effective Sample Size	101933	83565	64822	46652	31263	18676	9500	3738	604	119

Implantable Pulse Generator

ADDRS1 Adapta DR

US Market Release Date	07/17/2006
CE Market Approval Date	09/20/2005
Registered US Implants	44,667
Estimated Active US Implants	27,242
Normal Battery Depletions (US)	2,543
NBG Code	DDDR

Total Malfunctions (US)	10
Therapy Not Compromised Malfunctions	6
Battery Malfunction	0
Electrical Component	5
Electrical Interconnect	0
Other Malfunction	0
Poss Early Battery Depltn	1
Software Malfunction	0
Therapy Compromised Malfunctions	4
Battery Malfunction	0
Electrical Component	2
Electrical Interconnect	0
Other Malfunction	2
Poss Early Battery Depltn	0
Software Malfunction	0



Curve Name

- Excluding Normal Battery Depletion
- Including Normal Battery Depletion

Years	1	2	3	4	5	6	7	at 95 mo
Excluding NBD	100.0%	100.0%	100.0%	100.0%	100.0%	100.0%	100.0%	100.0%
Including NBD	99.8%	99.7%	99.4%	98.8%	96.7%	86.3%	58.0%	23.1%
Effective Sample Size	35902	30148	24277	19052	14053	8579	2923	204

Implantable Pulse Generator

ADSR01 Adapta SR

US Market Release Date 07/17/2006

CE Market Approval Date 09/20/2005

Registered US Implants 85,833

Estimated Active US Implants 52,457

Normal Battery Depletions (US) 1,596

NBG Code SSIR

Total Malfunctions (US) 13

Therapy Not Compromised Malfunctions 7

Battery Malfunction 0

Electrical Component 5

Electrical Interconnect 1

Other Malfunction 0

Poss Early Battery Depltn 1

Software Malfunction 0

Therapy Compromised Malfunctions 6

Battery Malfunction 0

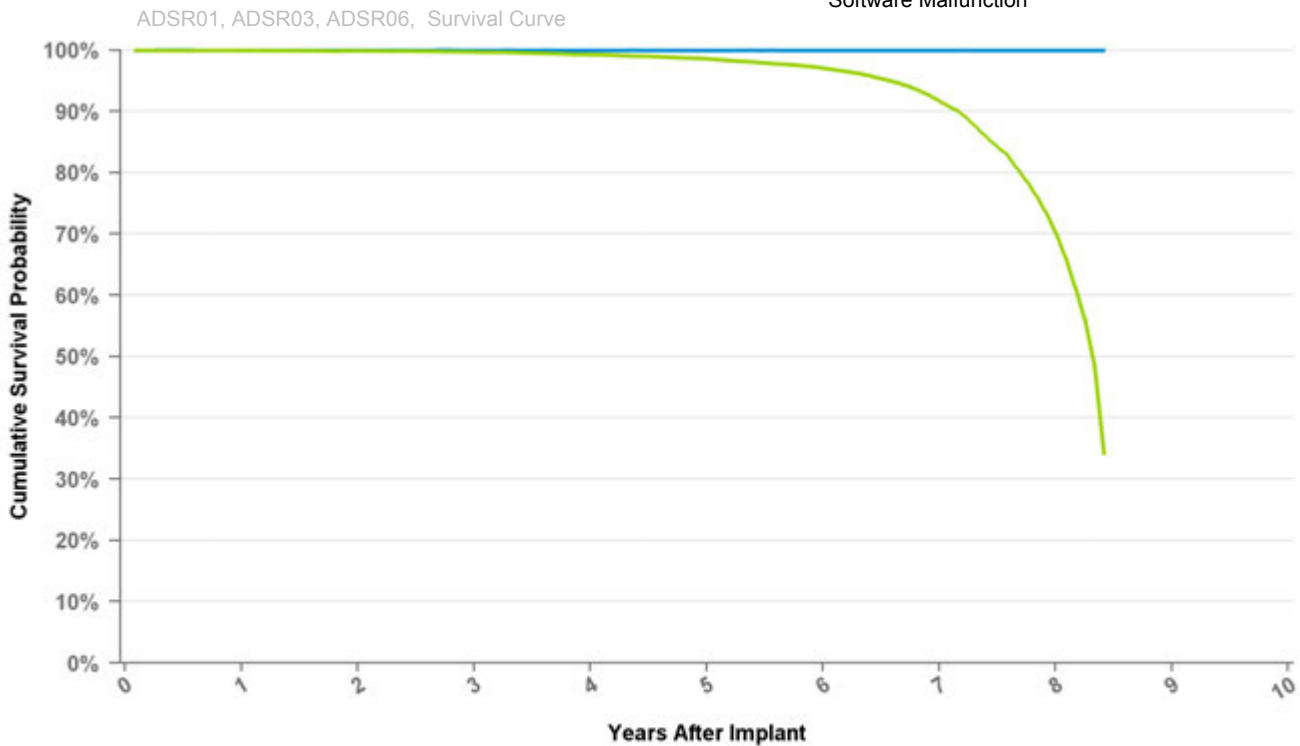
Electrical Component 5

Electrical Interconnect 1

Other Malfunction 0

Poss Early Battery Depltn 0

Software Malfunction 0



Curve Name

- Excluding Normal Battery Depletion
- Including Normal Battery Depletion

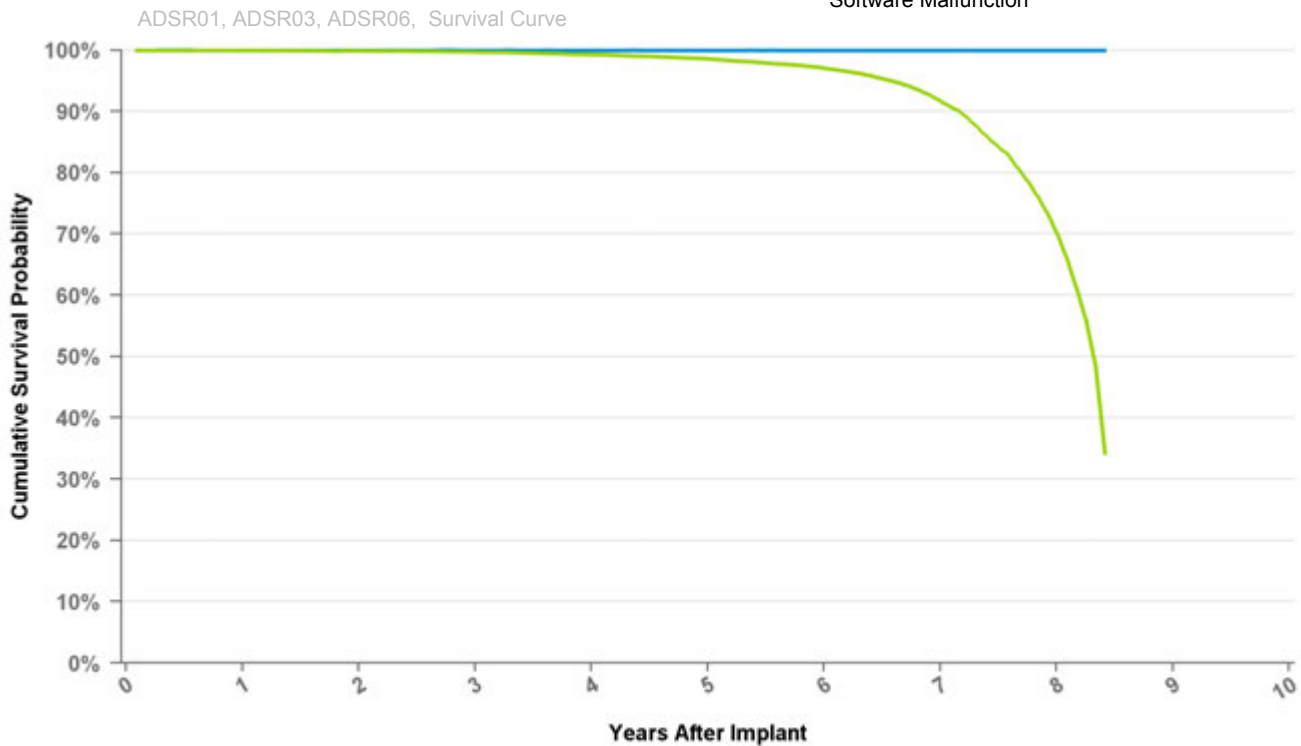
Years	1	2	3	4	5	6	7	8	at 101 mo
Excluding NBD	100.0%	100.0%	100.0%	100.0%	100.0%	100.0%	100.0%	100.0%	100.0%
Including NBD	99.9%	99.9%	99.7%	99.3%	98.6%	97.1%	91.7%	70.3%	34.2%
Effective Sample Size	67587	53445	41190	30405	21645	14493	8006	2164	291

Implantable Pulse Generator

ADSR03 Adapta SR

US Market Release Date	07/17/2006
CE Market Approval Date	09/20/2005
Registered US Implants	1,928
Estimated Active US Implants	1,058
Normal Battery Depletions (US)	53
NBG Code	SSIR

Total Malfunctions (US)	0
Therapy Not Compromised Malfunctions	0
Battery Malfunction	0
Electrical Component	0
Electrical Interconnect	0
Other Malfunction	0
Poss Early Battery Depltn	0
Software Malfunction	0
Therapy Compromised Malfunctions	0
Battery Malfunction	0
Electrical Component	0
Electrical Interconnect	0
Other Malfunction	0
Poss Early Battery Depltn	0
Software Malfunction	0



Curve Name

- Excluding Normal Battery Depletion
- Including Normal Battery Depletion

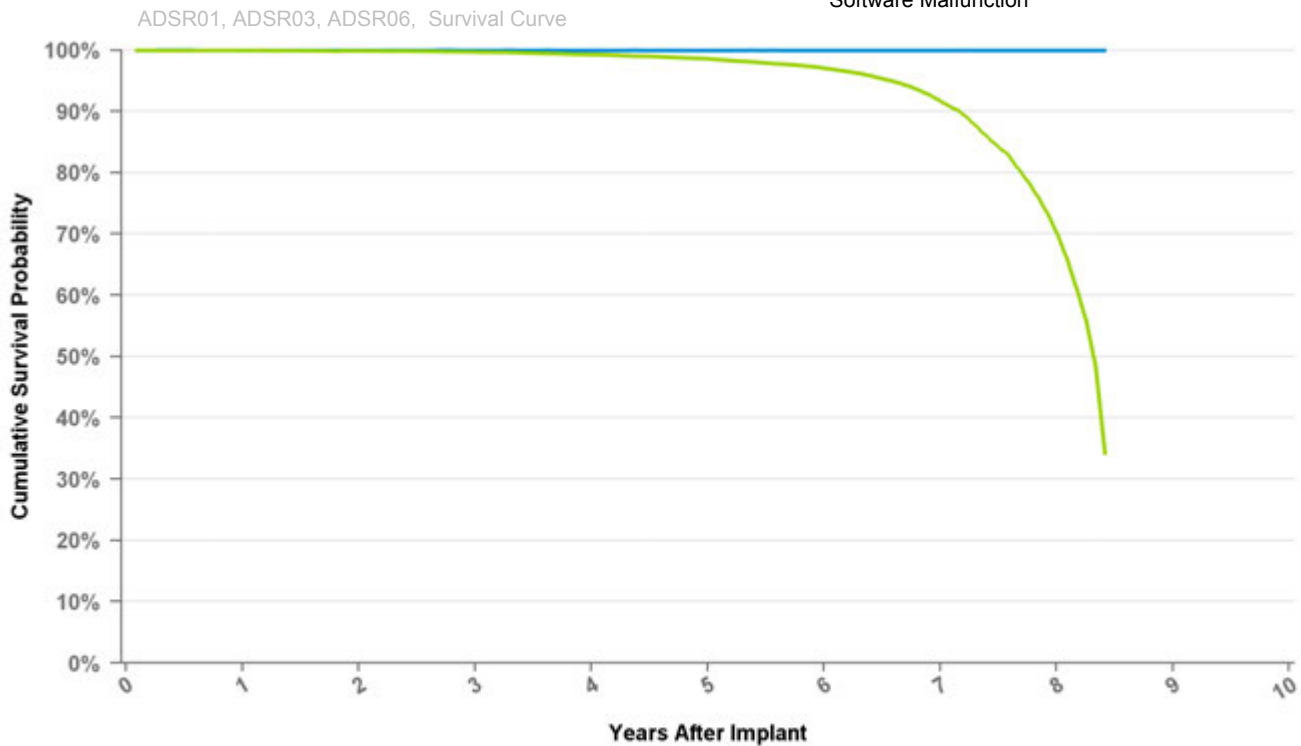
Years	1	2	3	4	5	6	7	8	at 101 mo
Excluding NBD	100.0%	100.0%	100.0%	100.0%	100.0%	100.0%	100.0%	100.0%	100.0%
Including NBD	99.9%	99.9%	99.7%	99.3%	98.6%	97.1%	91.7%	70.3%	34.2%
Effective Sample Size	67587	53445	41190	30405	21645	14493	8006	2164	291

Implantable Pulse Generator

ADSR06 Adapta SR

US Market Release Date	07/17/2006
CE Market Approval Date	09/20/2005
Registered US Implants	2,606
Estimated Active US Implants	1,303
Normal Battery Depletions (US)	104
NBG Code	SSIR

Total Malfunctions (US)	2
Therapy Not Compromised Malfunctions	2
Battery Malfunction	0
Electrical Component	2
Electrical Interconnect	0
Other Malfunction	0
Poss Early Battery Depltn	0
Software Malfunction	0
Therapy Compromised Malfunctions	0
Battery Malfunction	0
Electrical Component	0
Electrical Interconnect	0
Other Malfunction	0
Poss Early Battery Depltn	0
Software Malfunction	0



Curve Name

- Excluding Normal Battery Depletion
- Including Normal Battery Depletion

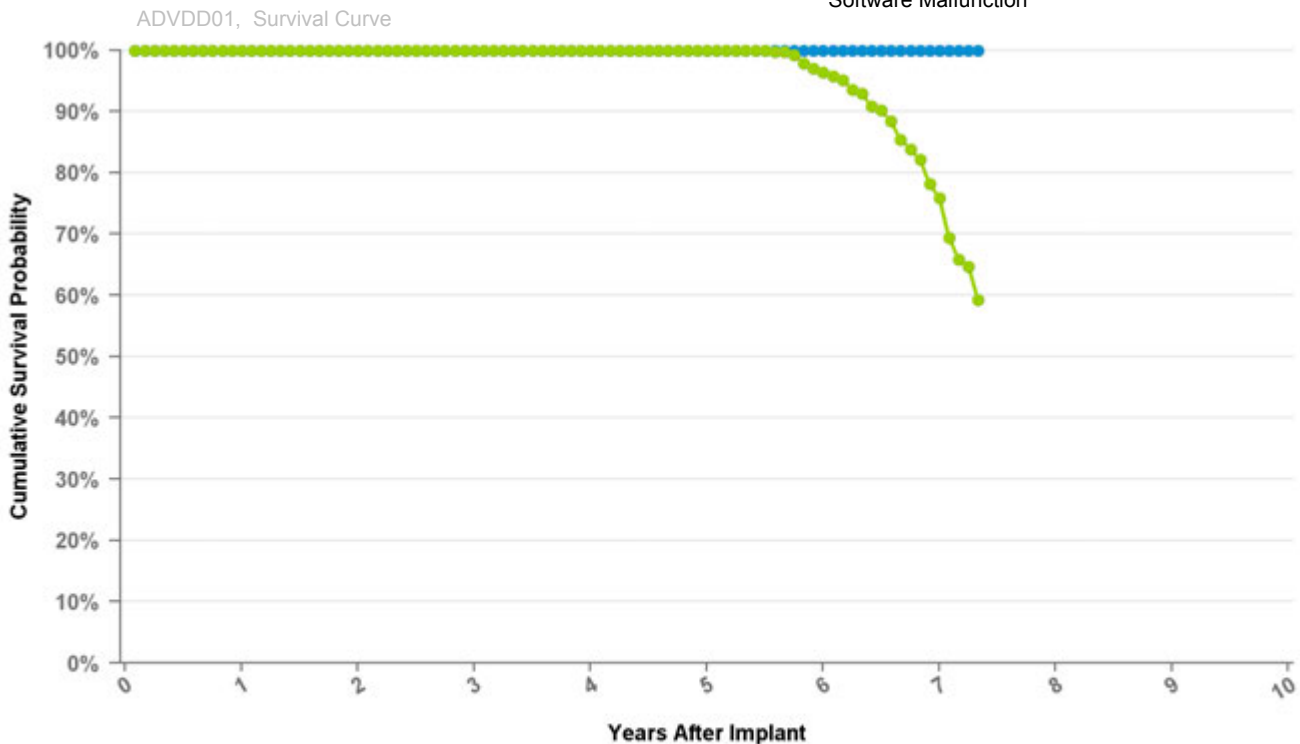
Years	1	2	3	4	5	6	7	8	at 101 mo
Excluding NBD	100.0%	100.0%	100.0%	100.0%	100.0%	100.0%	100.0%	100.0%	100.0%
Including NBD	99.9%	99.9%	99.7%	99.3%	98.6%	97.1%	91.7%	70.3%	34.2%
Effective Sample Size	67587	53445	41190	30405	21645	14493	8006	2164	291

Implantable Pulse Generator

ADVDD01 Adapta VDD

US Market Release Date	07/17/2006
CE Market Approval Date	09/20/2005
Registered US Implants	1,060
Estimated Active US Implants	574
Normal Battery Depletions (US)	62
NBG Code	VDD

Total Malfunctions (US)	0
Therapy Not Compromised Malfunctions	0
Battery Malfunction	0
Electrical Component	0
Electrical Interconnect	0
Other Malfunction	0
Poss Early Battery Depltn	0
Software Malfunction	0
Therapy Compromised Malfunctions	0
Battery Malfunction	0
Electrical Component	0
Electrical Interconnect	0
Other Malfunction	0
Poss Early Battery Depltn	0
Software Malfunction	0



Curve Name

- Excluding Normal Battery Depletion
- Including Normal Battery Depletion

Years	1	2	3	4	5	6	7	at 88 mo
Excluding NBD	100.0%	100.0%	100.0%	100.0%	100.0%	100.0%	100.0%	100.0%
Including NBD	100.0%	100.0%	100.0%	100.0%	100.0%	96.4%	75.9%	59.3%
Effective Sample Size	890	803	669	553	444	336	168	107

Implantable Pulse Generator

E1DR01 EnPulse DR

US Market Release Date 12/18/2003

CE Market Approval Date

Registered US Implants 6,842

Estimated Active US Implants 539

Normal Battery Depletions (US) 1,715

NBG Code DDR

Total Malfunctions (US) 1

Therapy Not Compromised Malfunctions 1

Battery Malfunction 0

Electrical Component 1

Electrical Interconnect 0

Other Malfunction 0

Poss Early Battery Depltn 0

Software Malfunction 0

Therapy Compromised Malfunctions 0

Battery Malfunction 0

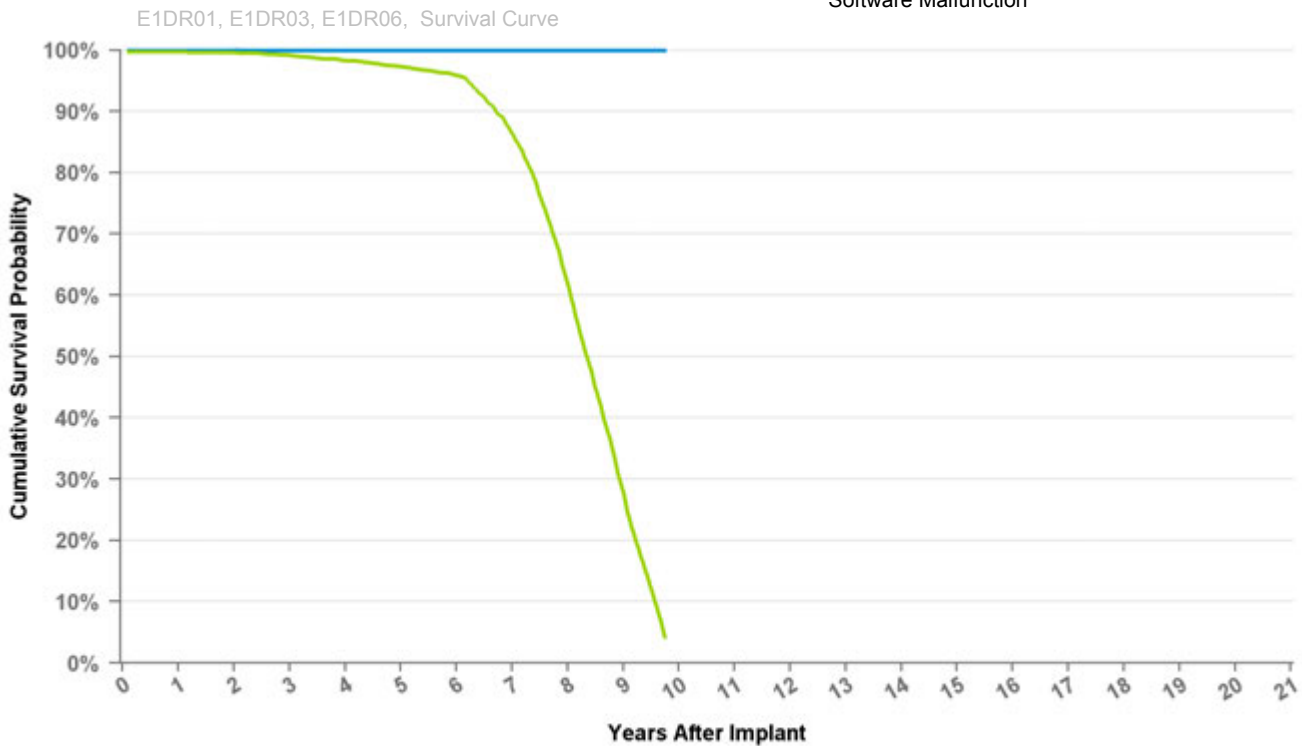
Electrical Component 0

Electrical Interconnect 0

Other Malfunction 0

Poss Early Battery Depltn 0

Software Malfunction 0



Curve Name

● Excluding Normal Battery Depletion ● Including Normal Battery Depletion

Years	1	2	3	4	5	6	7	8	9	at 117 mo
Excluding NBD	100.0%	100.0%	100.0%	100.0%	100.0%	100.0%	100.0%	100.0%	100.0%	100.0%
Including NBD	99.8%	99.6%	99.2%	98.3%	97.3%	95.9%	86.5%	62.0%	28.0%	4.2%
Effective Sample Size	5942	5508	5067	4609	4178	3738	3051	1952	755	116

Implantable Pulse Generator

E1DR03 EnPulse DR

US Market Release Date 12/18/2003

CE Market Approval Date

Registered US Implants 0

Estimated Active US Implants 0

Normal Battery Depletions (US) 0

NBG Code DDR

Total Malfunctions (US) 0

Therapy Not Compromised Malfunctions 0

Battery Malfunction 0

Electrical Component 0

Electrical Interconnect 0

Other Malfunction 0

Poss Early Battery Depltn 0

Software Malfunction 0

Therapy Compromised Malfunctions 0

Battery Malfunction 0

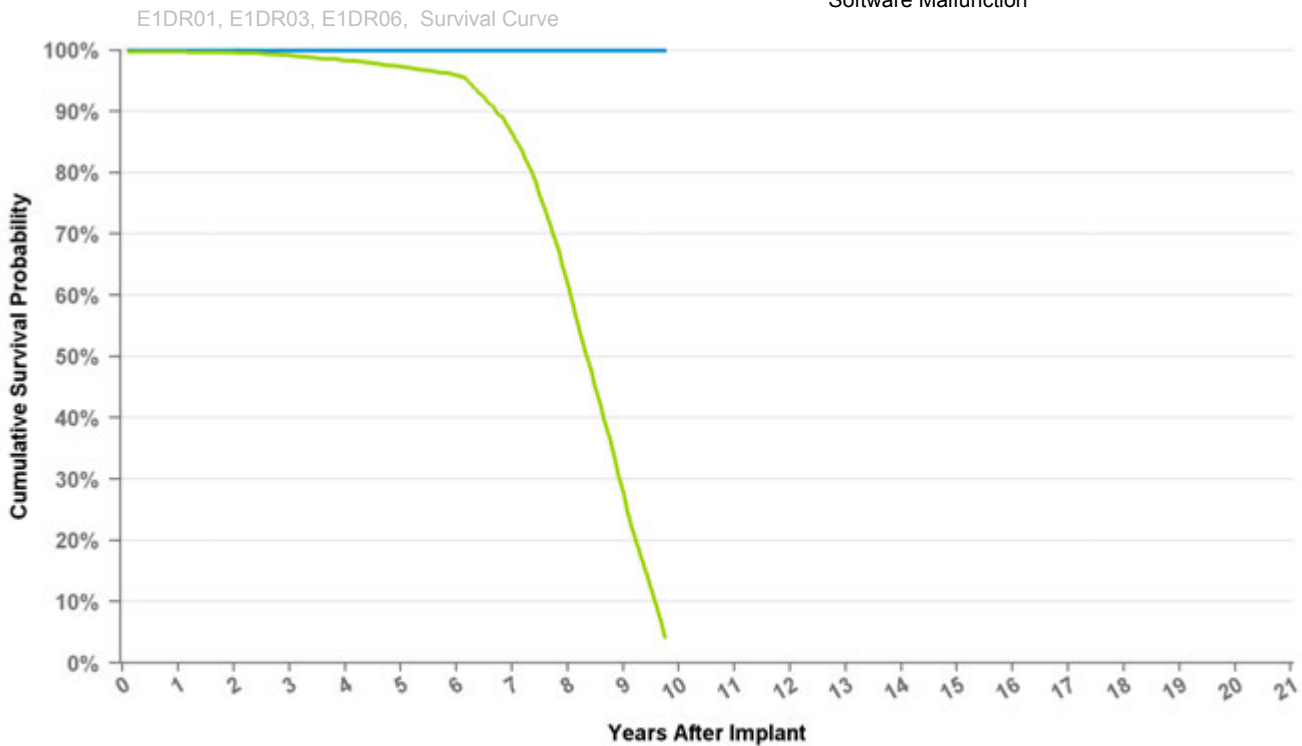
Electrical Component 0

Electrical Interconnect 0

Other Malfunction 0

Poss Early Battery Depltn 0

Software Malfunction 0



Curve Name

● Excluding Normal Battery Depletion ● Including Normal Battery Depletion

Years	1	2	3	4	5	6	7	8	9	at 117 mo
Excluding NBD	100.0%	100.0%	100.0%	100.0%	100.0%	100.0%	100.0%	100.0%	100.0%	100.0%
Including NBD	99.8%	99.6%	99.2%	98.3%	97.3%	95.9%	86.5%	62.0%	28.0%	4.2%
Effective Sample Size	5942	5508	5067	4609	4178	3738	3051	1952	755	116

Implantable Pulse Generator

E1DR06 EnPulse DR

US Market Release Date 12/18/2003

CE Market Approval Date

Registered US Implants 0

Estimated Active US Implants 0

Normal Battery Depletions (US) 0

NBG Code DDDR

Total Malfunctions (US) 0

Therapy Not Compromised Malfunctions 0

Battery Malfunction 0

Electrical Component 0

Electrical Interconnect 0

Other Malfunction 0

Poss Early Battery Depltn 0

Software Malfunction 0

Therapy Compromised Malfunctions 0

Battery Malfunction 0

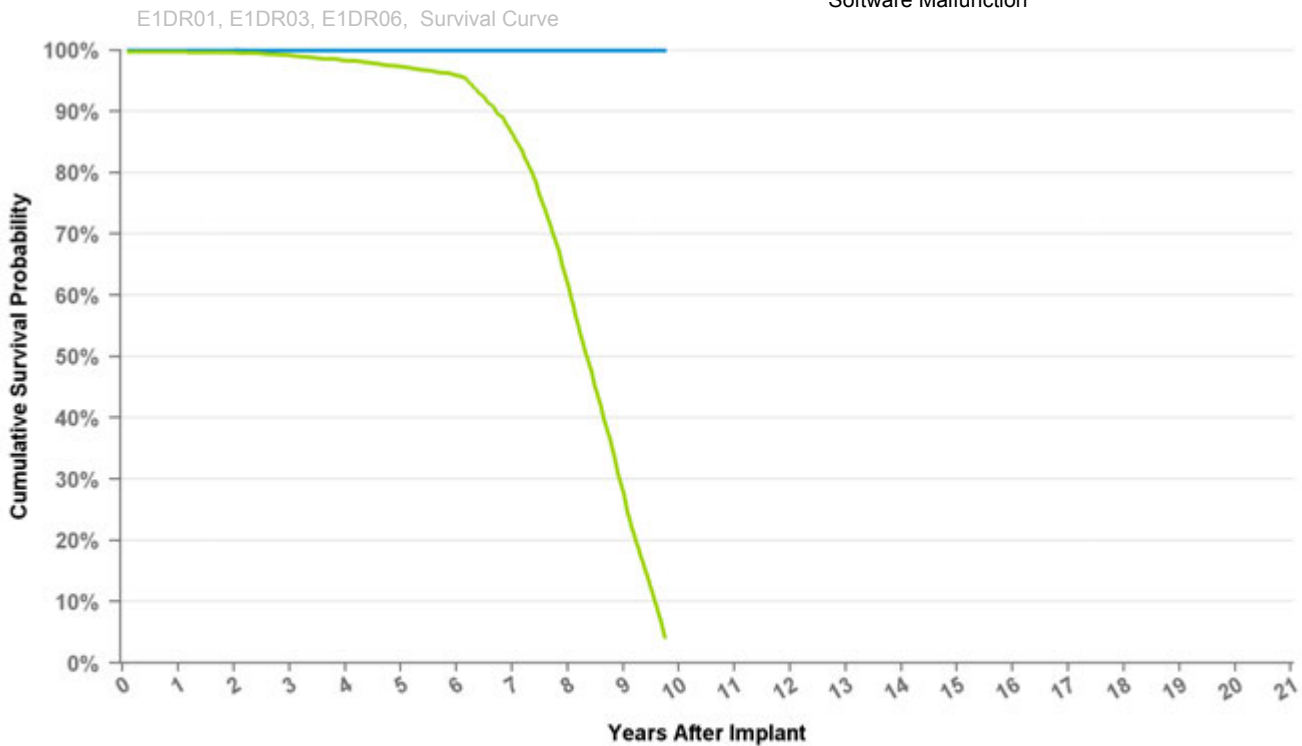
Electrical Component 0

Electrical Interconnect 0

Other Malfunction 0

Poss Early Battery Depltn 0

Software Malfunction 0



Curve Name

- Excluding Normal Battery Depletion
- Including Normal Battery Depletion

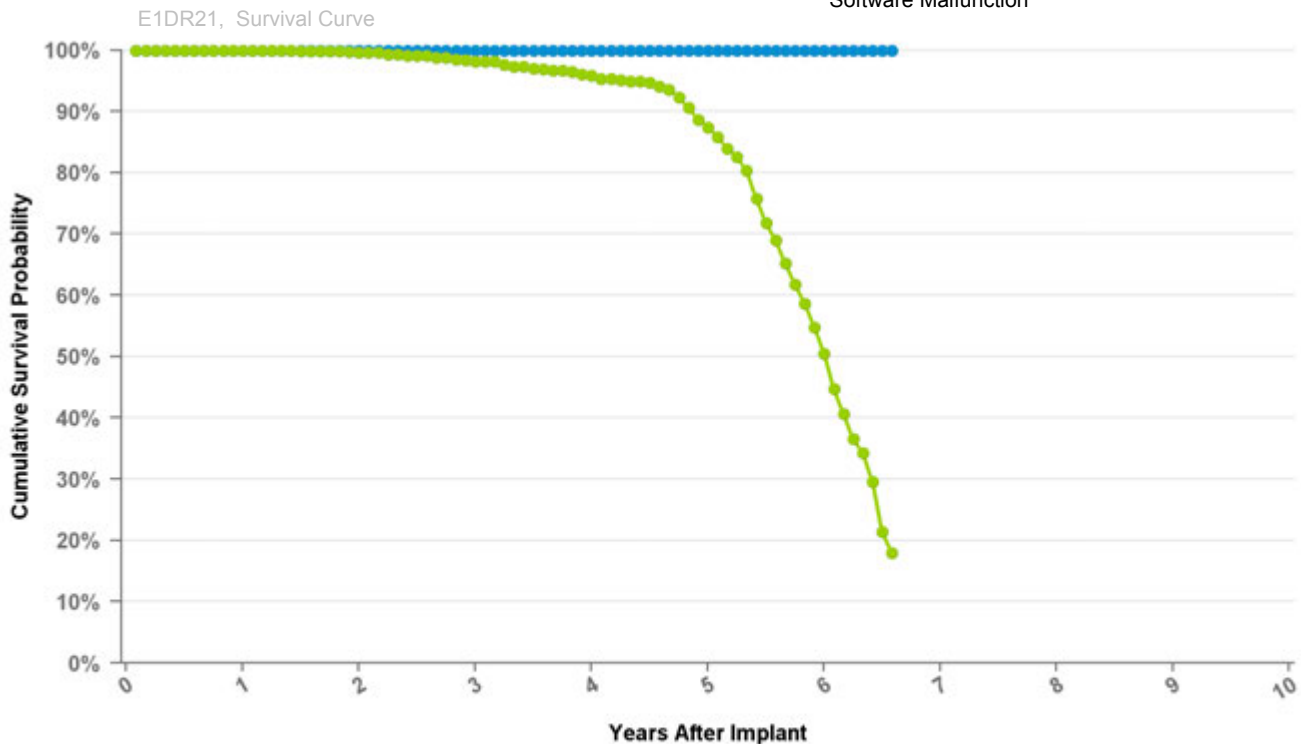
Years	1	2	3	4	5	6	7	8	9	at 117 mo
Excluding NBD	100.0%	100.0%	100.0%	100.0%	100.0%	100.0%	100.0%	100.0%	100.0%	100.0%
Including NBD	99.8%	99.6%	99.2%	98.3%	97.3%	95.9%	86.5%	62.0%	28.0%	4.2%
Effective Sample Size	5942	5508	5067	4609	4178	3738	3051	1952	755	116

Implantable Pulse Generator

E1DR21 EnPulse DR

US Market Release Date	12/18/2003
CE Market Approval Date	
Registered US Implants	1,856
Estimated Active US Implants	99
Normal Battery Depletions (US)	382
NBG Code	DDDR

Total Malfunctions (US)	0
Therapy Not Compromised Malfunctions	0
Battery Malfunction	0
Electrical Component	0
Electrical Interconnect	0
Other Malfunction	0
Poss Early Battery Depltn	0
Software Malfunction	0
Therapy Compromised Malfunctions	0
Battery Malfunction	0
Electrical Component	0
Electrical Interconnect	0
Other Malfunction	0
Poss Early Battery Depltn	0
Software Malfunction	0



Curve Name

- Excluding Normal Battery Depletion
- Including Normal Battery Depletion

Years	1	2	3	4	5	6	at 79 mo
Excluding NBD	100.0%	100.0%	100.0%	100.0%	100.0%	100.0%	100.0%
Including NBD	100.0%	99.6%	98.2%	95.9%	87.4%	50.5%	17.9%
Effective Sample Size	1587	1440	1286	1130	918	423	118

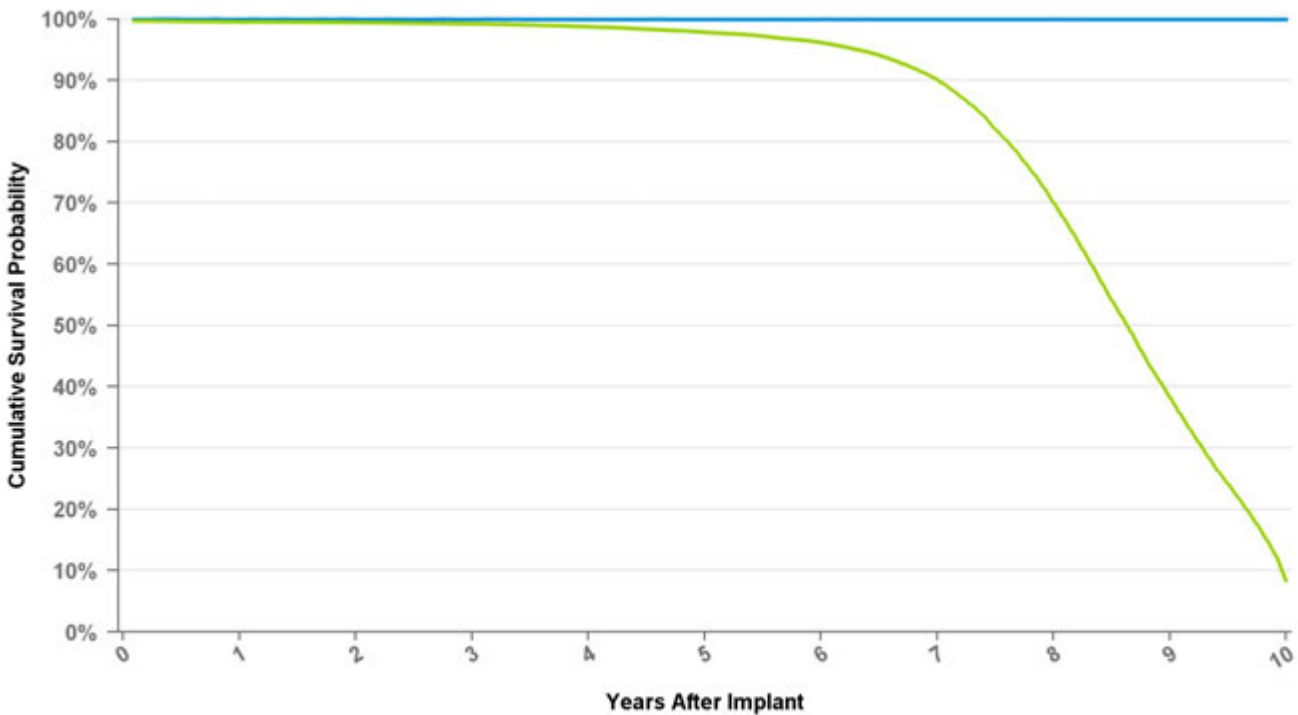
Implantable Pulse Generator

E2D01 EnPulse

US Market Release Date	02/20/2004
CE Market Approval Date	09/08/2003
Registered US Implants	0
Estimated Active US Implants	0
Normal Battery Depletions (US)	0
NBG Code	DDD

Total Malfunctions (US)	0
Therapy Not Compromised Malfunctions	0
Battery Malfunction	0
Electrical Component	0
Electrical Interconnect	0
Other Malfunction	0
Poss Early Battery Depltn	0
Software Malfunction	0
Therapy Compromised Malfunctions	0
Battery Malfunction	0
Electrical Component	0
Electrical Interconnect	0
Other Malfunction	0
Poss Early Battery Depltn	0
Software Malfunction	0

E2D01, E2D03, E2DR01, E2DR03, E2DR06, Survival Curve



Curve Name

- Excluding Normal Battery Depletion
- Including Normal Battery Depletion

Years	1	2	3	4	5	6	7	8	9	at 120 mo
Excluding NBD	100.0%	100.0%	100.0%	100.0%	100.0%	100.0%	100.0%	100.0%	100.0%	100.0%
Including NBD	99.6%	99.4%	99.2%	98.8%	97.9%	96.2%	90.1%	70.1%	38.3%	8.4%
Effective Sample Size	87031	80144	73322	66876	60492	54301	46680	33087	15747	1182

Implantable Pulse Generator

E2D03 EnPulse

US Market Release Date 02/20/2004

CE Market Approval Date 09/08/2003

Registered US Implants 0

Estimated Active US Implants 0

Normal Battery Depletions (US) 0

NBG Code DDD

Total Malfunctions (US) 0

Therapy Not Compromised Malfunctions 0

Battery Malfunction 0

Electrical Component 0

Electrical Interconnect 0

Other Malfunction 0

Poss Early Battery Depltn 0

Software Malfunction 0

Therapy Compromised Malfunctions 0

Battery Malfunction 0

Electrical Component 0

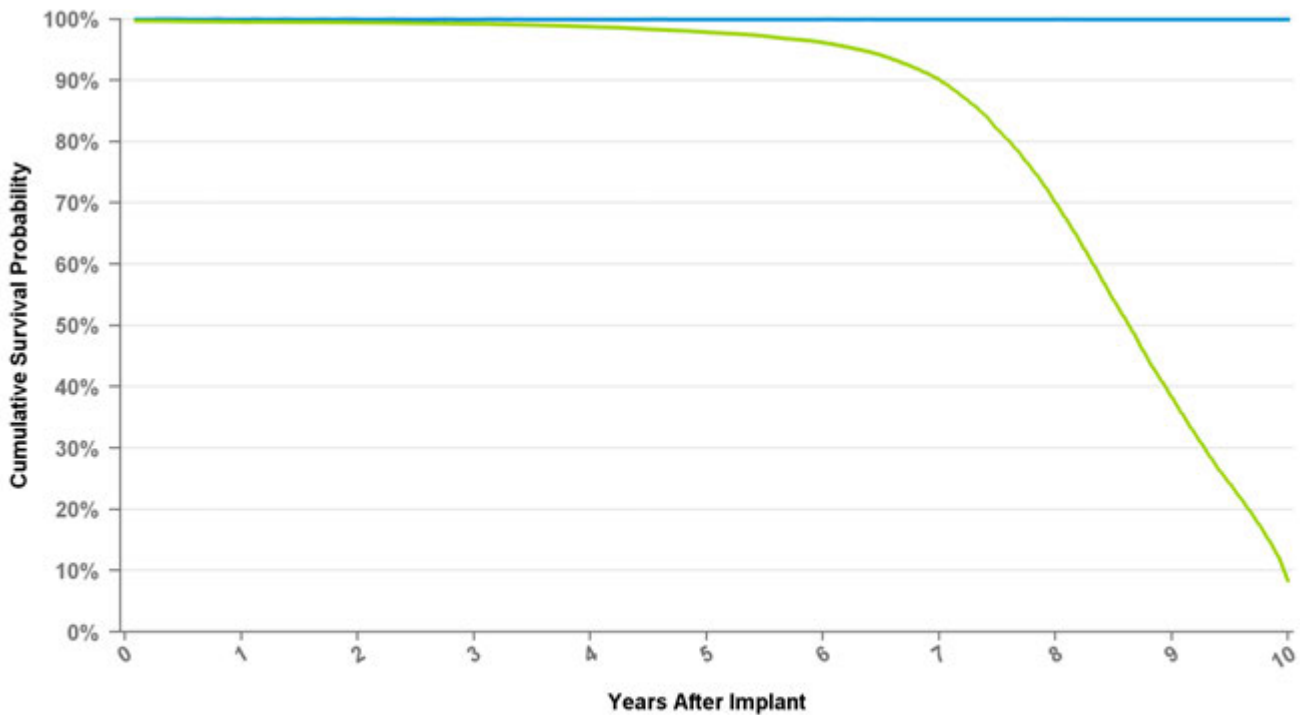
Electrical Interconnect 0

Other Malfunction 0

Poss Early Battery Depltn 0

Software Malfunction 0

E2D01, E2D03, E2DR01, E2DR03, E2DR06, Survival Curve



Curve Name

● Excluding Normal Battery Depletion ● Including Normal Battery Depletion

Years	1	2	3	4	5	6	7	8	9	at 120 mo
Excluding NBD	100.0%	100.0%	100.0%	100.0%	100.0%	100.0%	100.0%	100.0%	100.0%	100.0%
Including NBD	99.6%	99.4%	99.2%	98.8%	97.9%	96.2%	90.1%	70.1%	38.3%	8.4%
Effective Sample Size	87031	80144	73322	66876	60492	54301	46680	33087	15747	1182

Implantable Pulse Generator

E2DR01 EnPulse DR

US Market Release Date 02/20/2004

CE Market Approval Date 09/08/2003

Registered US Implants 97,133

Estimated Active US Implants 13,081

Normal Battery Depletions (US) 21,353

NBG Code DDR

Total Malfunctions (US) 27

Therapy Not Compromised Malfunctions 20

Battery Malfunction 0

Electrical Component 18

Electrical Interconnect 0

Other Malfunction 1

Poss Early Battery Depltn 1

Software Malfunction 0

Therapy Compromised Malfunctions 7

Battery Malfunction 1

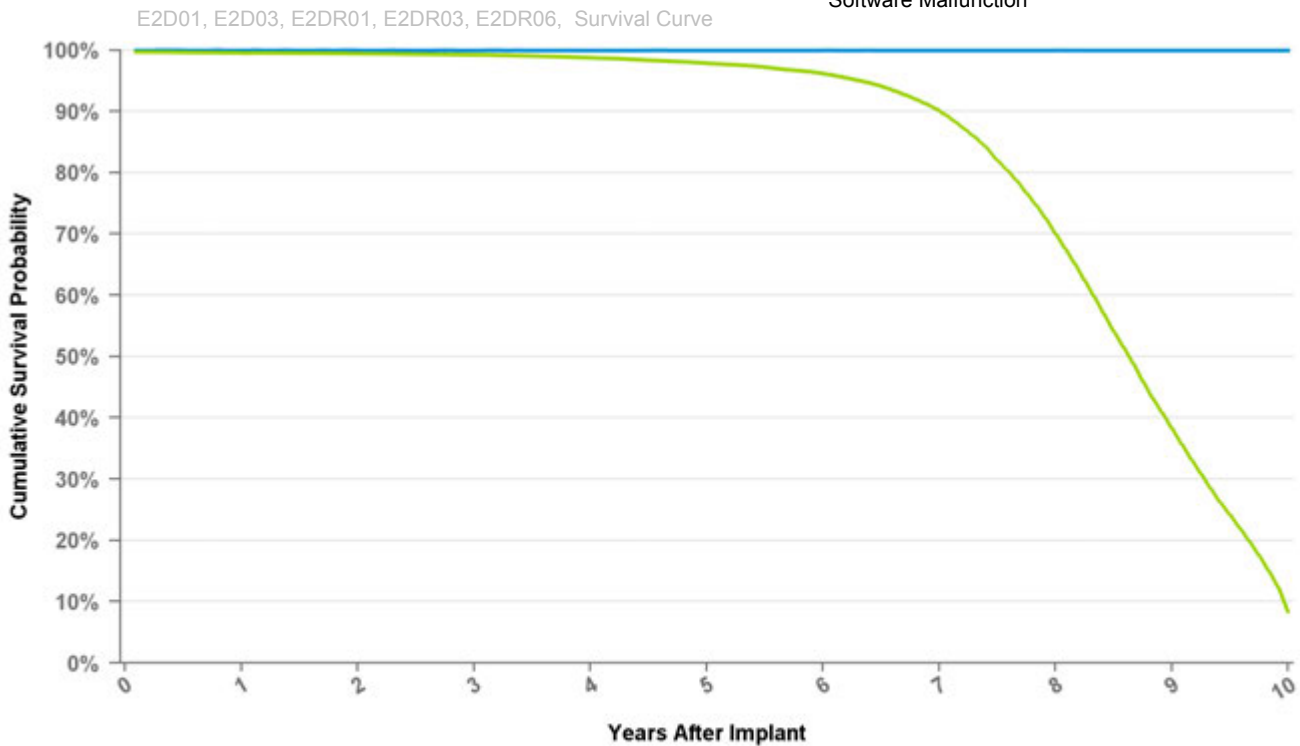
Electrical Component 3

Electrical Interconnect 3

Other Malfunction 0

Poss Early Battery Depltn 0

Software Malfunction 0



Curve Name

● Excluding Normal Battery Depletion ● Including Normal Battery Depletion

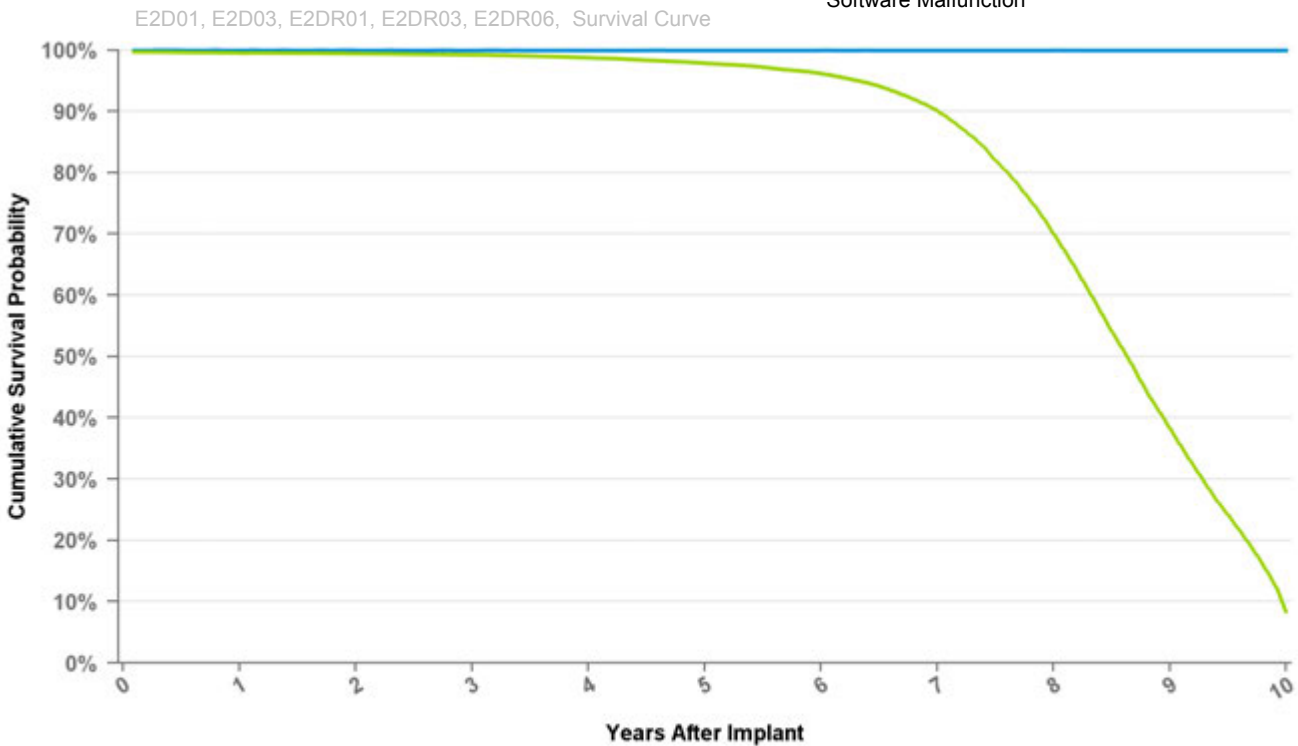
Years	1	2	3	4	5	6	7	8	9	at 120 mo
Excluding NBD	100.0%	100.0%	100.0%	100.0%	100.0%	100.0%	100.0%	100.0%	100.0%	100.0%
Including NBD	99.6%	99.4%	99.2%	98.8%	97.9%	96.2%	90.1%	70.1%	38.3%	8.4%
Effective Sample Size	87031	80144	73322	66876	60492	54301	46680	33087	15747	1182

Implantable Pulse Generator

E2DR03 EnPulse DR

US Market Release Date	02/20/2004
CE Market Approval Date	09/08/2003
Registered US Implants	2,050
Estimated Active US Implants	323
Normal Battery Depletions (US)	424
NBG Code	DDDR

Total Malfunctions (US)	0
Therapy Not Compromised Malfunctions	0
Battery Malfunction	0
Electrical Component	0
Electrical Interconnect	0
Other Malfunction	0
Poss Early Battery Depltn	0
Software Malfunction	0
Therapy Compromised Malfunctions	0
Battery Malfunction	0
Electrical Component	0
Electrical Interconnect	0
Other Malfunction	0
Poss Early Battery Depltn	0
Software Malfunction	0



Curve Name

- Excluding Normal Battery Depletion
- Including Normal Battery Depletion

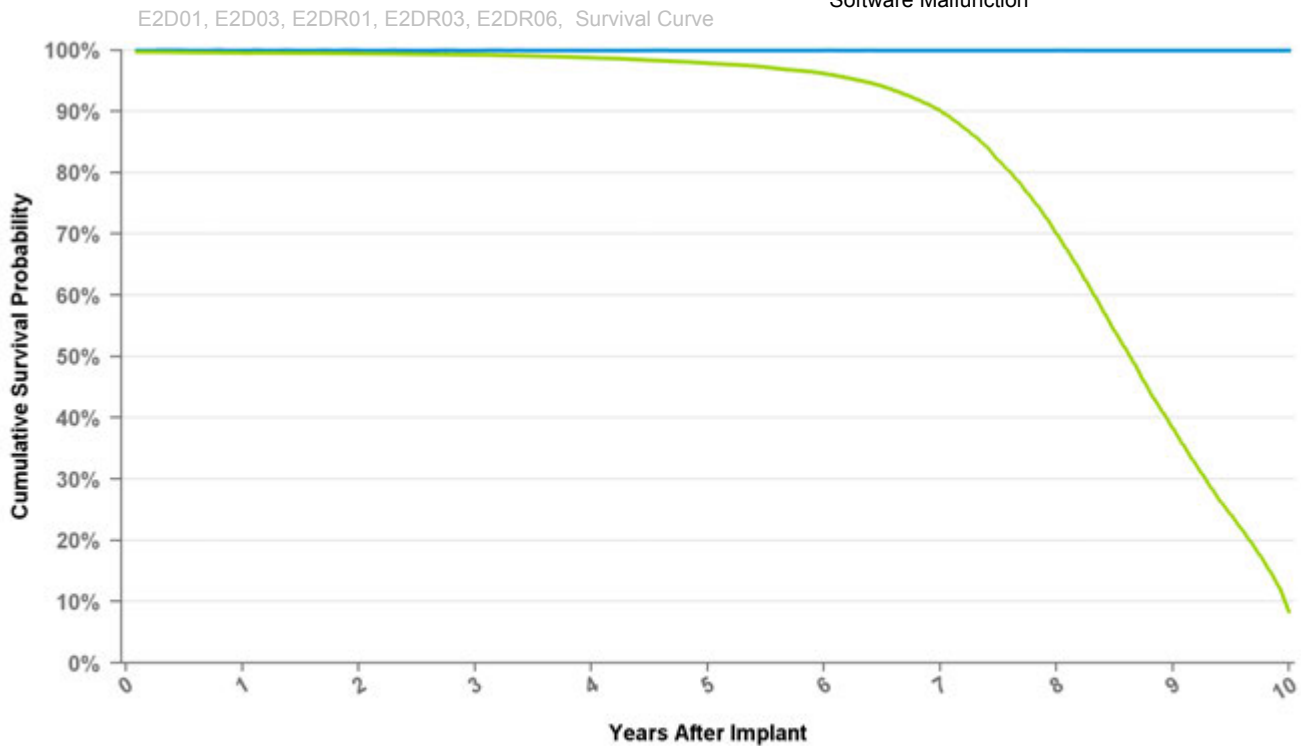
Years	1	2	3	4	5	6	7	8	9	at 120 mo
Excluding NBD	100.0%	100.0%	100.0%	100.0%	100.0%	100.0%	100.0%	100.0%	100.0%	100.0%
Including NBD	99.6%	99.4%	99.2%	98.8%	97.9%	96.2%	90.1%	70.1%	38.3%	8.4%
Effective Sample Size	87031	80144	73322	66876	60492	54301	46680	33087	15747	1182

Implantable Pulse Generator

E2DR06 EnPulse DR

US Market Release Date	02/20/2004
CE Market Approval Date	09/08/2003
Registered US Implants	1,626
Estimated Active US Implants	193
Normal Battery Depletions (US)	307
NBG Code	DDDR

Total Malfunctions (US)	2
Therapy Not Compromised Malfunctions	1
Battery Malfunction	0
Electrical Component	0
Electrical Interconnect	0
Other Malfunction	0
Poss Early Battery Depltn	1
Software Malfunction	0
Therapy Compromised Malfunctions	1
Battery Malfunction	0
Electrical Component	0
Electrical Interconnect	1
Other Malfunction	0
Poss Early Battery Depltn	0
Software Malfunction	0



Curve Name

- Excluding Normal Battery Depletion
- Including Normal Battery Depletion

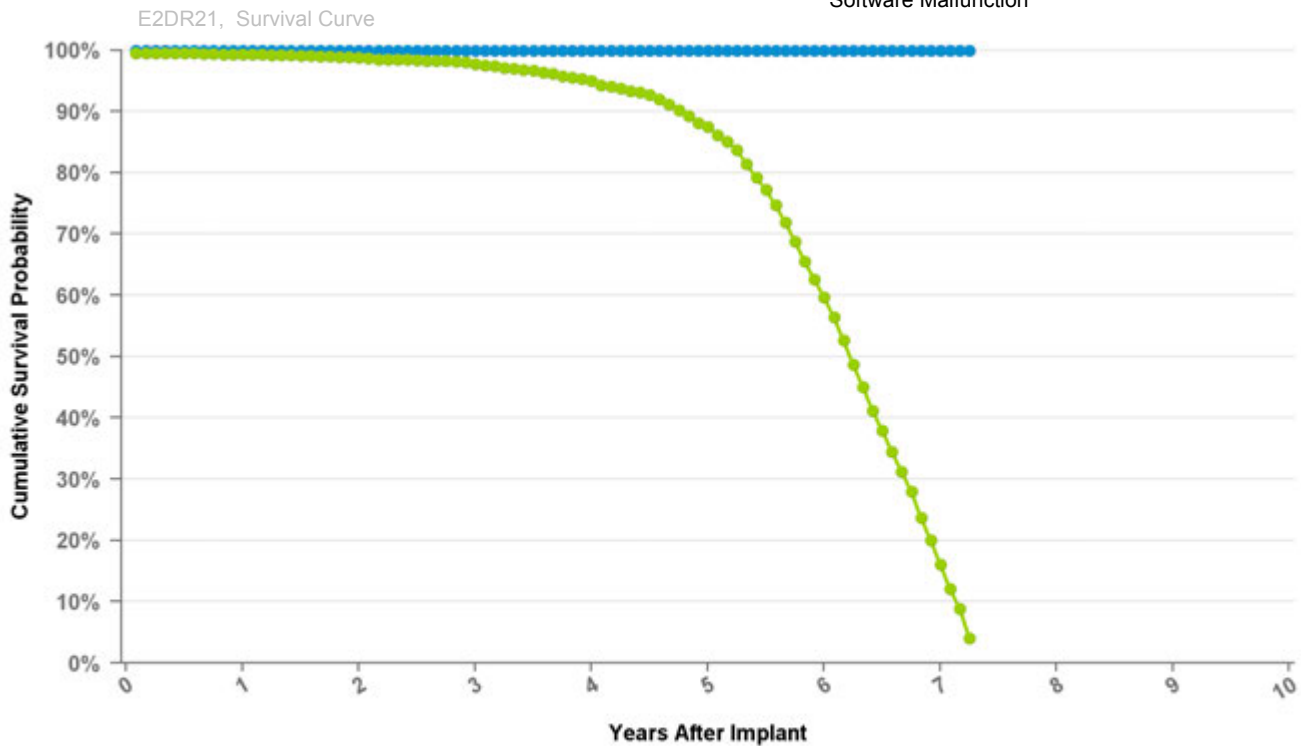
Years	1	2	3	4	5	6	7	8	9	at 120 mo
Excluding NBD	100.0%	100.0%	100.0%	100.0%	100.0%	100.0%	100.0%	100.0%	100.0%	100.0%
Including NBD	99.6%	99.4%	99.2%	98.8%	97.9%	96.2%	90.1%	70.1%	38.3%	8.4%
Effective Sample Size	87031	80144	73322	66876	60492	54301	46680	33087	15747	1182

Implantable Pulse Generator

E2DR21 EnPulse DR

US Market Release Date	02/20/2004
CE Market Approval Date	09/08/2003
Registered US Implants	12,196
Estimated Active US Implants	1,070
Normal Battery Depletions (US)	2,313
NBG Code	DDDR

Total Malfunctions (US)	1
Therapy Not Compromised Malfunctions	0
Battery Malfunction	0
Electrical Component	0
Electrical Interconnect	0
Other Malfunction	0
Poss Early Battery Depltn	0
Software Malfunction	0
Therapy Compromised Malfunctions	1
Battery Malfunction	0
Electrical Component	1
Electrical Interconnect	0
Other Malfunction	0
Poss Early Battery Depltn	0
Software Malfunction	0



Curve Name

- Excluding Normal Battery Depletion
- Including Normal Battery Depletion

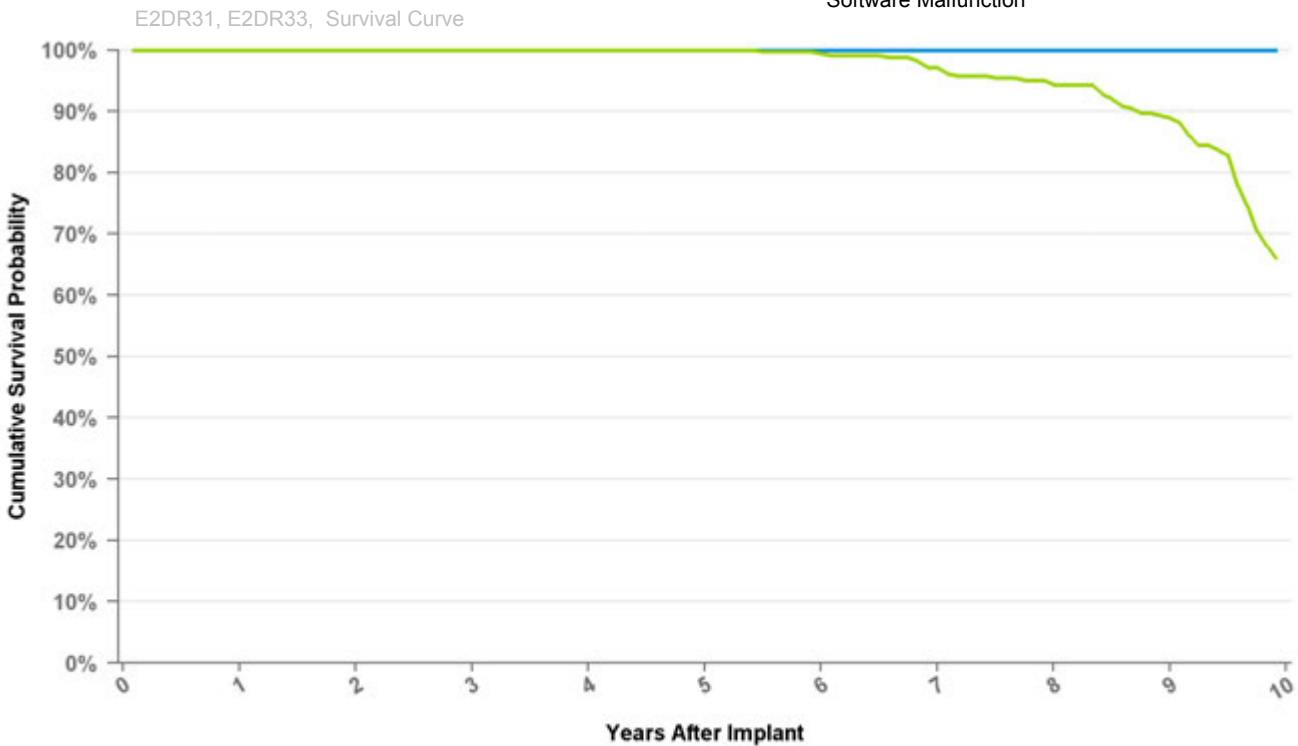
Years	1	2	3	4	5	6	7	at 87 mo
Excluding NBD	100.0%	100.0%	100.0%	100.0%	100.0%	100.0%	100.0%	100.0%
Including NBD	99.3%	98.8%	97.8%	95.0%	87.5%	59.7%	16.1%	4.1%
Effective Sample Size	10137	9034	8059	6965	5682	3293	650	195

Implantable Pulse Generator

E2DR31 EnPulse DR

US Market Release Date	02/20/2004
CE Market Approval Date	09/08/2003
Registered US Implants	589
Estimated Active US Implants	254
Normal Battery Depletions (US)	78
NBG Code	DDDR

Total Malfunctions (US)	0
Therapy Not Compromised Malfunctions	0
Battery Malfunction	0
Electrical Component	0
Electrical Interconnect	0
Other Malfunction	0
Poss Early Battery Depltn	0
Software Malfunction	0
Therapy Compromised Malfunctions	0
Battery Malfunction	0
Electrical Component	0
Electrical Interconnect	0
Other Malfunction	0
Poss Early Battery Depltn	0
Software Malfunction	0



Curve Name

- Excluding Normal Battery Depletion
- Including Normal Battery Depletion

Years	1	2	3	4	5	6	7	8	9	at 119 mo
Excluding NBD	100.0%	100.0%	100.0%	100.0%	100.0%	100.0%	100.0%	100.0%	100.0%	100.0%
Including NBD	100.0%	100.0%	100.0%	100.0%	100.0%	99.4%	97.1%	94.3%	88.9%	66.0%
Effective Sample Size	520	486	452	412	370	331	292	257	225	100

Implantable Pulse Generator

E2DR33 EnPulse DR

US Market Release Date 02/20/2004

CE Market Approval Date 09/08/2003

Registered US Implants 5

Estimated Active US Implants 4

Normal Battery Depletions (US) 2

NBG Code DDR

Total Malfunctions (US) 0

Therapy Not Compromised Malfunctions 0

Battery Malfunction 0

Electrical Component 0

Electrical Interconnect 0

Other Malfunction 0

Poss Early Battery Depltn 0

Software Malfunction 0

Therapy Compromised Malfunctions 0

Battery Malfunction 0

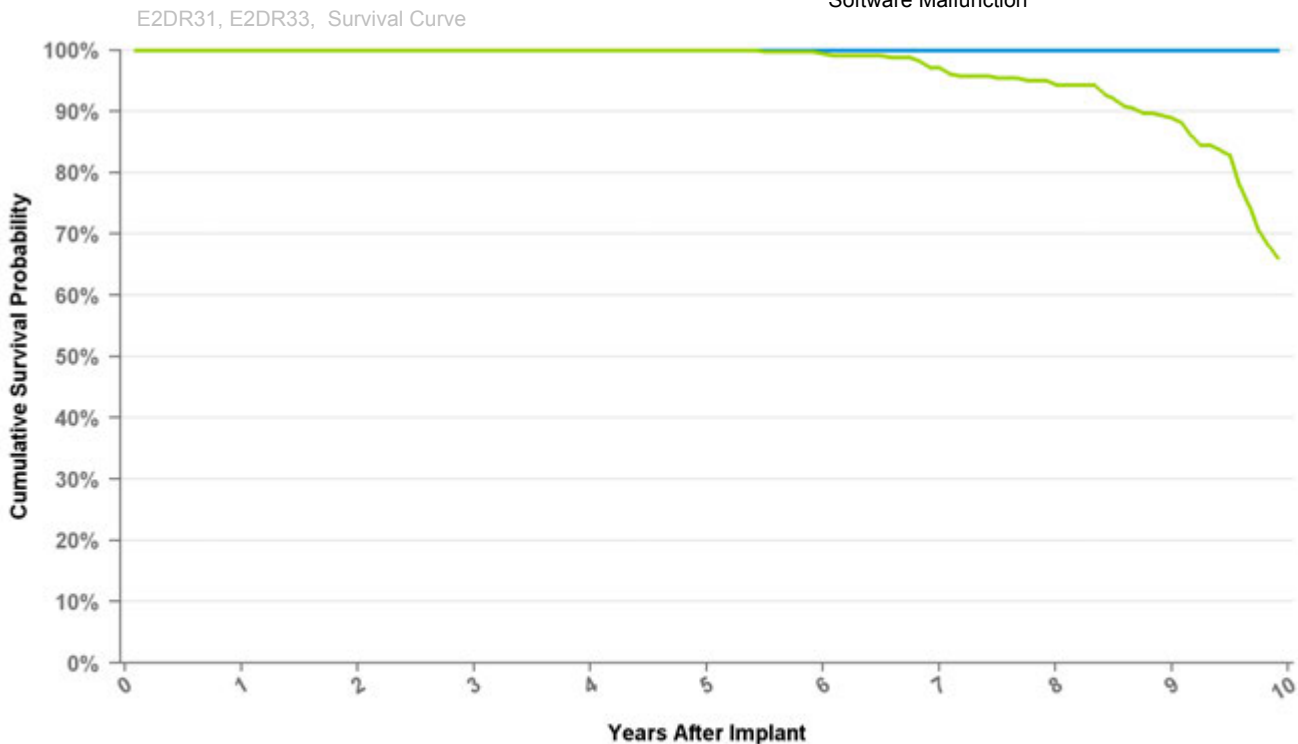
Electrical Component 0

Electrical Interconnect 0

Other Malfunction 0

Poss Early Battery Depltn 0

Software Malfunction 0



Curve Name

● Excluding Normal Battery Depletion ● Including Normal Battery Depletion

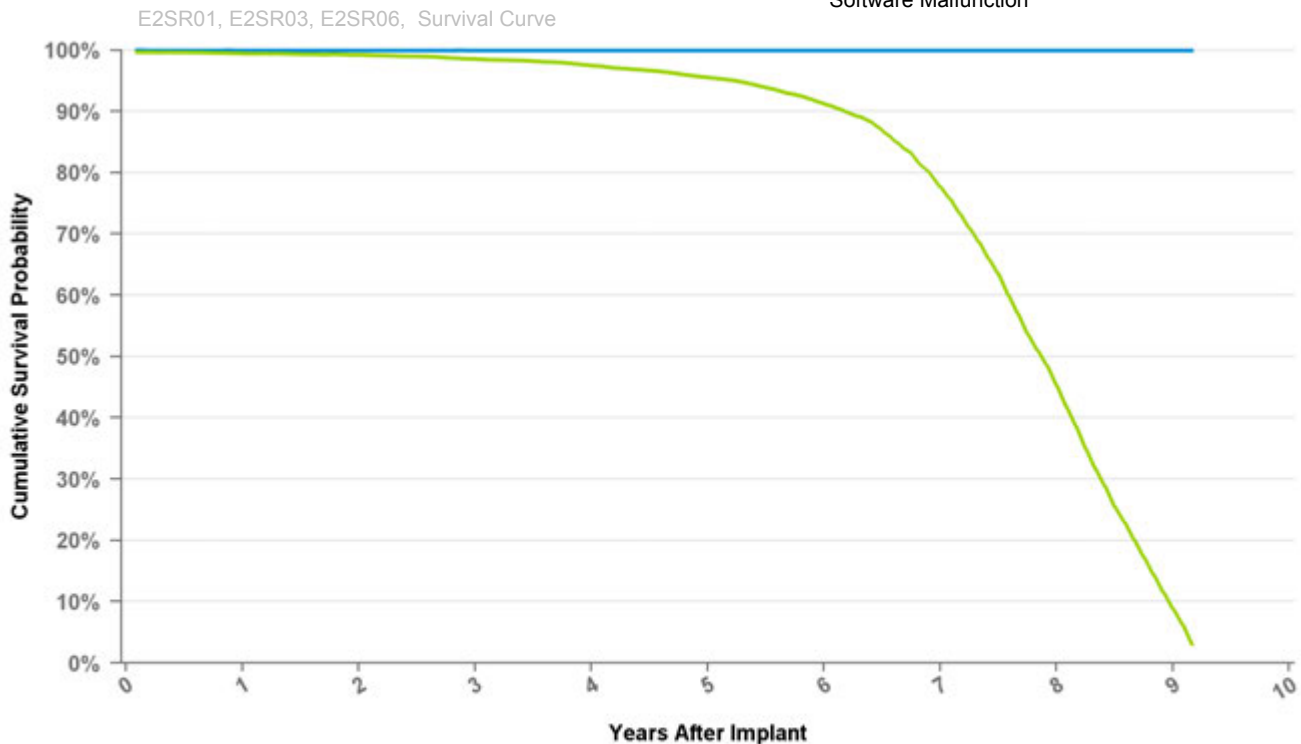
Years	1	2	3	4	5	6	7	8	9	at 119 mo
Excluding NBD	100.0%	100.0%	100.0%	100.0%	100.0%	100.0%	100.0%	100.0%	100.0%	100.0%
Including NBD	100.0%	100.0%	100.0%	100.0%	100.0%	99.4%	97.1%	94.3%	88.9%	66.0%
Effective Sample Size	520	486	452	412	370	331	292	257	225	100

Implantable Pulse Generator

E2SR01 EnPulse SR

US Market Release Date	12/18/2003
CE Market Approval Date	09/08/2003
Registered US Implants	22,531
Estimated Active US Implants	2,146
Normal Battery Depletions (US)	2,960
NBG Code	SSIR

Total Malfunctions (US)	4
Therapy Not Compromised Malfunctions	3
Battery Malfunction	0
Electrical Component	2
Electrical Interconnect	0
Other Malfunction	0
Poss Early Battery Depltn	1
Software Malfunction	0
Therapy Compromised Malfunctions	1
Battery Malfunction	0
Electrical Component	0
Electrical Interconnect	0
Other Malfunction	1
Poss Early Battery Depltn	0
Software Malfunction	0



Curve Name

- Excluding Normal Battery Depletion
- Including Normal Battery Depletion

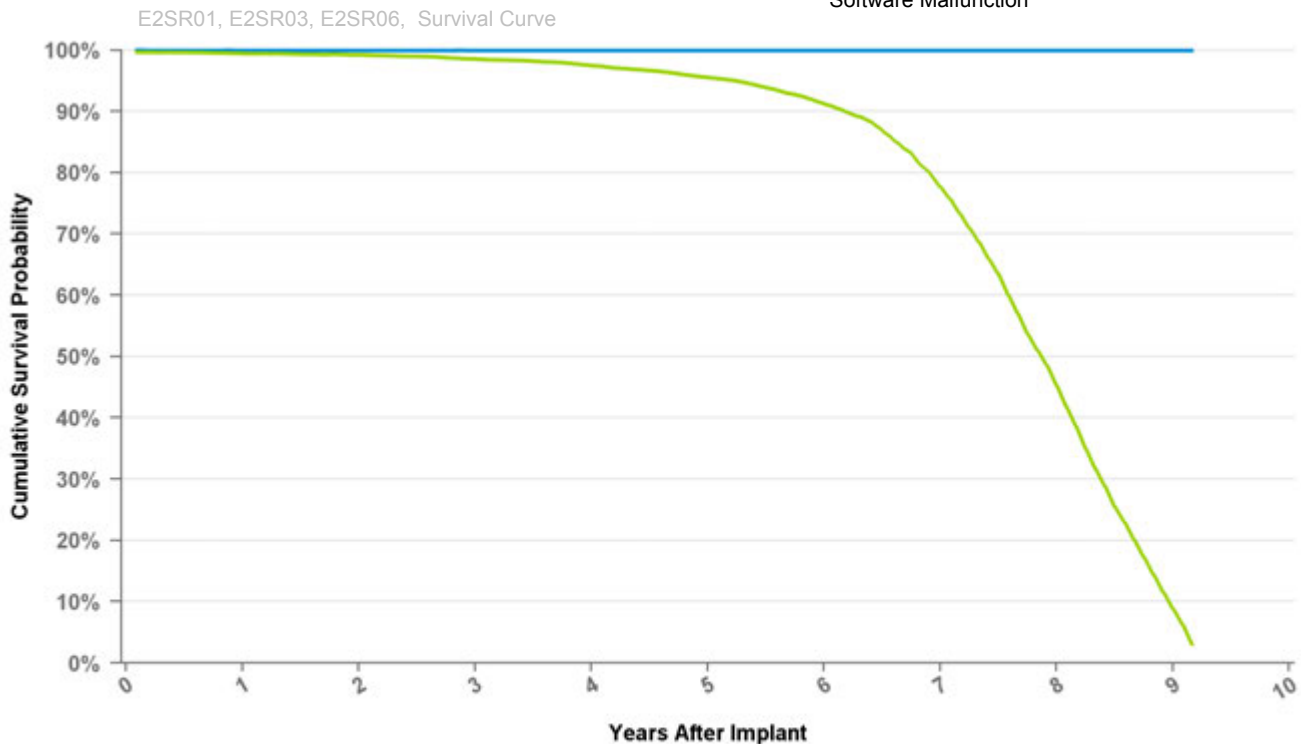
Years	1	2	3	4	5	6	7	8	9	at 110 mo
Excluding NBD	100.0%	100.0%	100.0%	100.0%	100.0%	100.0%	100.0%	100.0%	100.0%	100.0%
Including NBD	99.5%	99.3%	98.6%	97.5%	95.5%	91.2%	77.7%	45.3%	8.9%	3.1%
Effective Sample Size	19357	16498	14083	12019	9943	8071	5843	2784	372	130

Implantable Pulse Generator

E2SR03 EnPulse SR

US Market Release Date	12/18/2003
CE Market Approval Date	09/08/2003
Registered US Implants	1,100
Estimated Active US Implants	107
Normal Battery Depletions (US)	148
NBG Code	SSIR

Total Malfunctions (US)	0
Therapy Not Compromised Malfunctions	0
Battery Malfunction	0
Electrical Component	0
Electrical Interconnect	0
Other Malfunction	0
Poss Early Battery Depltn	0
Software Malfunction	0
Therapy Compromised Malfunctions	0
Battery Malfunction	0
Electrical Component	0
Electrical Interconnect	0
Other Malfunction	0
Poss Early Battery Depltn	0
Software Malfunction	0



Curve Name

- Excluding Normal Battery Depletion
- Including Normal Battery Depletion

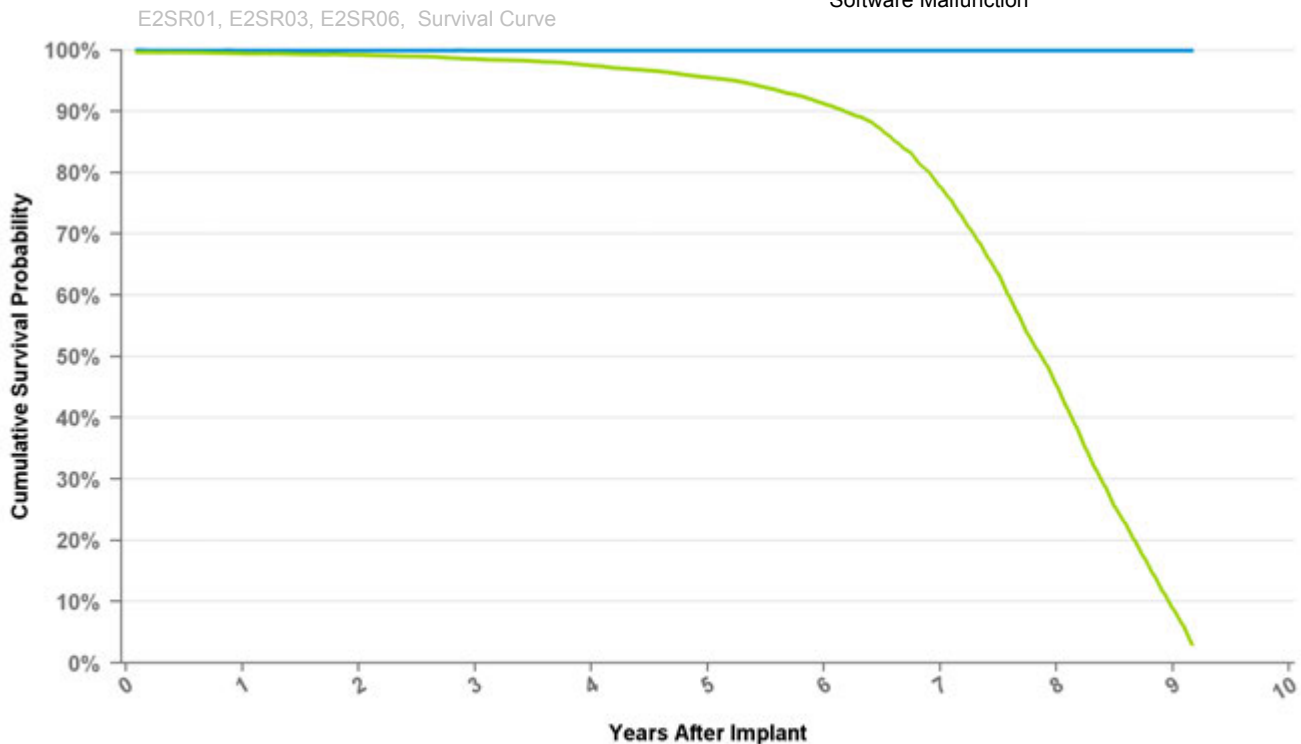
Years	1	2	3	4	5	6	7	8	9	at 110 mo
Excluding NBD	100.0%	100.0%	100.0%	100.0%	100.0%	100.0%	100.0%	100.0%	100.0%	100.0%
Including NBD	99.5%	99.3%	98.6%	97.5%	95.5%	91.2%	77.7%	45.3%	8.9%	3.1%
Effective Sample Size	19357	16498	14083	12019	9943	8071	5843	2784	372	130

Implantable Pulse Generator

E2SR06 EnPulse SR

US Market Release Date	12/18/2003
CE Market Approval Date	09/08/2003
Registered US Implants	1,750
Estimated Active US Implants	155
Normal Battery Depletions (US)	216
NBG Code	SSIR

Total Malfunctions (US)	0
Therapy Not Compromised Malfunctions	0
Battery Malfunction	0
Electrical Component	0
Electrical Interconnect	0
Other Malfunction	0
Poss Early Battery Depltn	0
Software Malfunction	0
Therapy Compromised Malfunctions	0
Battery Malfunction	0
Electrical Component	0
Electrical Interconnect	0
Other Malfunction	0
Poss Early Battery Depltn	0
Software Malfunction	0



Curve Name

- Excluding Normal Battery Depletion
- Including Normal Battery Depletion

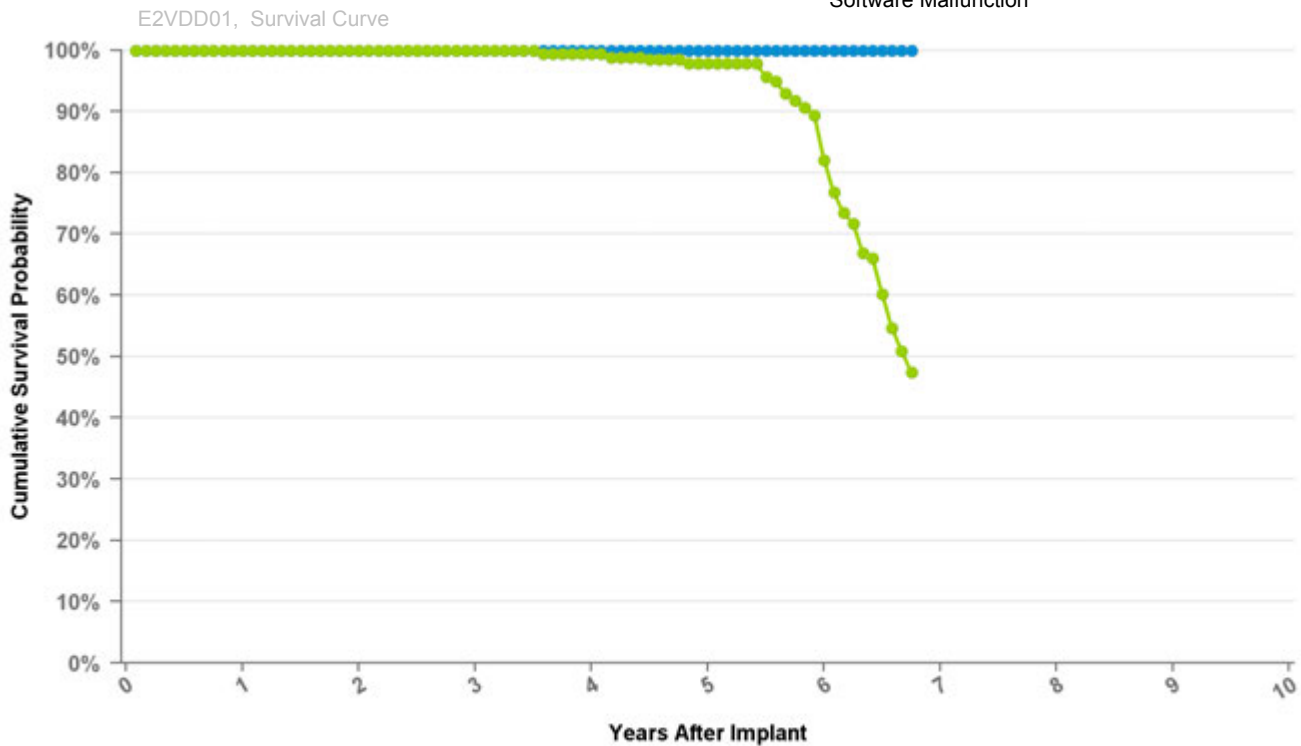
Years	1	2	3	4	5	6	7	8	9	at 110 mo
Excluding NBD	100.0%	100.0%	100.0%	100.0%	100.0%	100.0%	100.0%	100.0%	100.0%	100.0%
Including NBD	99.5%	99.3%	98.6%	97.5%	95.5%	91.2%	77.7%	45.3%	8.9%	3.1%
Effective Sample Size	19357	16498	14083	12019	9943	8071	5843	2784	372	130

Implantable Pulse Generator

E2VDD01 EnPulse VDD

US Market Release Date	12/18/2003
CE Market Approval Date	09/08/2003
Registered US Implants	555
Estimated Active US Implants	79
Normal Battery Depletions (US)	93
NBG Code	VDD

Total Malfunctions (US)	0
Therapy Not Compromised Malfunctions	0
Battery Malfunction	0
Electrical Component	0
Electrical Interconnect	0
Other Malfunction	0
Poss Early Battery Depltn	0
Software Malfunction	0
Therapy Compromised Malfunctions	0
Battery Malfunction	0
Electrical Component	0
Electrical Interconnect	0
Other Malfunction	0
Poss Early Battery Depltn	0
Software Malfunction	0



Curve Name

● Excluding Normal Battery Depletion ● Including Normal Battery Depletion

Years	1	2	3	4	5	6	at 81 mo
Excluding NBD	100.0%	100.0%	100.0%	100.0%	100.0%	100.0%	100.0%
Including NBD	100.0%	100.0%	100.0%	99.4%	97.9%	82.1%	47.5%
Effective Sample Size	472	425	380	335	290	222	104

Implantable Pulse Generator

EMDR01 EnRhythm MRI

US Market Release Date

CE Market Approval Date 09/30/2008

Registered US Implants 111

Estimated Active US Implants 37

Normal Battery Depletions (US) 8

NBG Code DDDRP

Total Malfunctions (US) 20

Therapy Not Compromised Malfunctions

Battery Malfunction 20

Electrical Component 0

Electrical Interconnect 0

Other Malfunction 0

Poss Early Battery Depltn 0

Software Malfunction 0

Therapy Compromised Malfunctions

Battery Malfunction 0

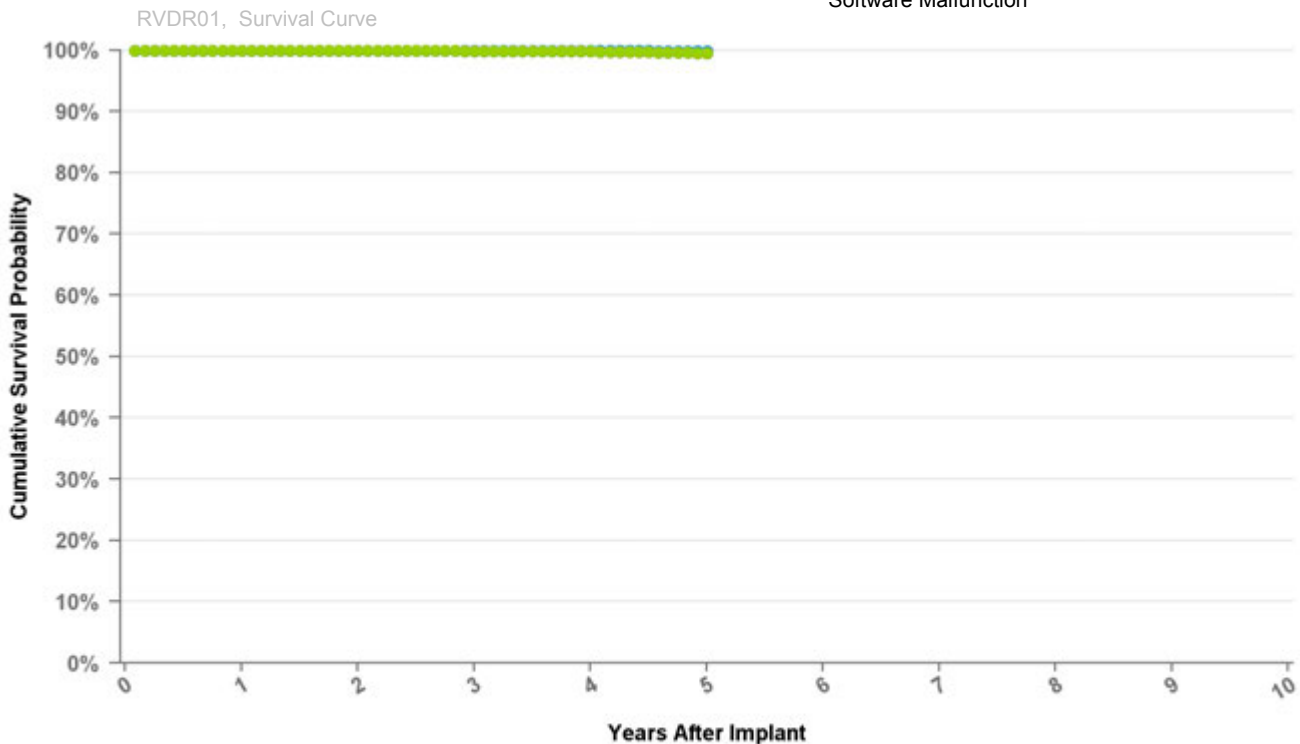
Electrical Component 0

Electrical Interconnect 0

Other Malfunction 0

Poss Early Battery Depltn 0

Software Malfunction 0



Curve Name

● Excluding Normal Battery Depletion ● Including Normal Battery Depletion

Years	1	2	3	4	at 60 mo
Excluding NBD	100.0%	100.0%	100.0%	99.9%	99.9%
Including NBD	100.0%	99.9%	99.9%	99.8%	99.5%
Effective Sample Size	58934	55054	47055	23127	1132

Implantable Pulse Generator

EN1DR01 Ensura MRI

US Market Release Date

CE Market Approval Date 06/23/2010

Registered US Implants 7

Estimated Active US Implants 5

Normal Battery Depletions (US) 0

NBG Code OOE-DDDR

Total Malfunctions (US) 0

Therapy Not Compromised Malfunctions

Battery Malfunction 0

Electrical Component 0

Electrical Interconnect 0

Other Malfunction 0

Poss Early Battery Depltn 0

Software Malfunction 0

Therapy Compromised Malfunctions

Battery Malfunction 0

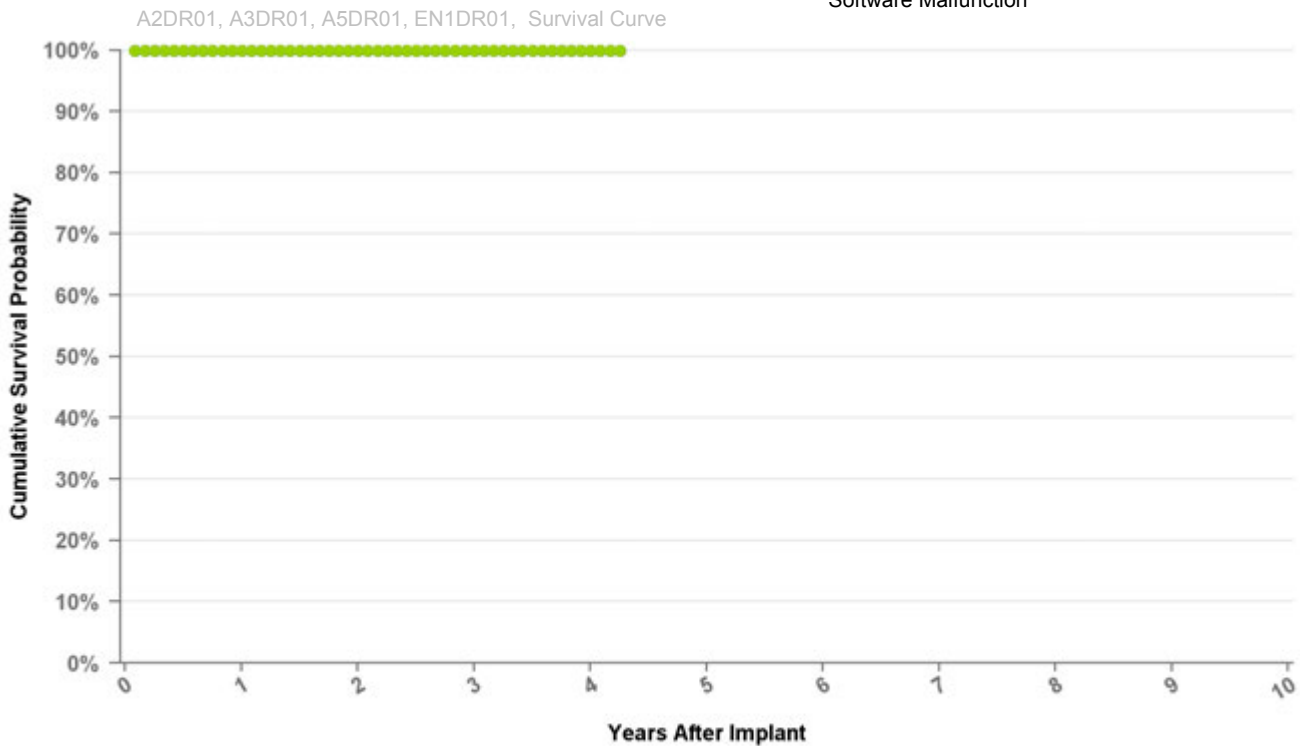
Electrical Component 0

Electrical Interconnect 0

Other Malfunction 0

Poss Early Battery Depltn 0

Software Malfunction 0



Curve Name

- Excluding Normal Battery Depletion
- Including Normal Battery Depletion

Years	1	2	3	4	at 51 mo
Excluding NBD	100.0%	100.0%	100.0%	100.0%	100.0%
Including NBD	100.0%	100.0%	100.0%	100.0%	100.0%
Effective Sample Size	84403	29640	2343	260	102

Implantable Pulse Generator

EN1SR01 Ensura SR MRI

US Market Release Date

CE Market Approval Date 04/24/2014

Registered US Implants 0

Estimated Active US Implants 0

Normal Battery Depletions (US) 0

NBG Code VVIR

Total Malfunctions (US) 0

Therapy Not Compromised Malfunctions

Battery Malfunction 0

Electrical Component 0

Electrical Interconnect 0

Other Malfunction 0

Poss Early Battery Depltn 0

Software Malfunction 0

Therapy Compromised Malfunctions

Battery Malfunction 0

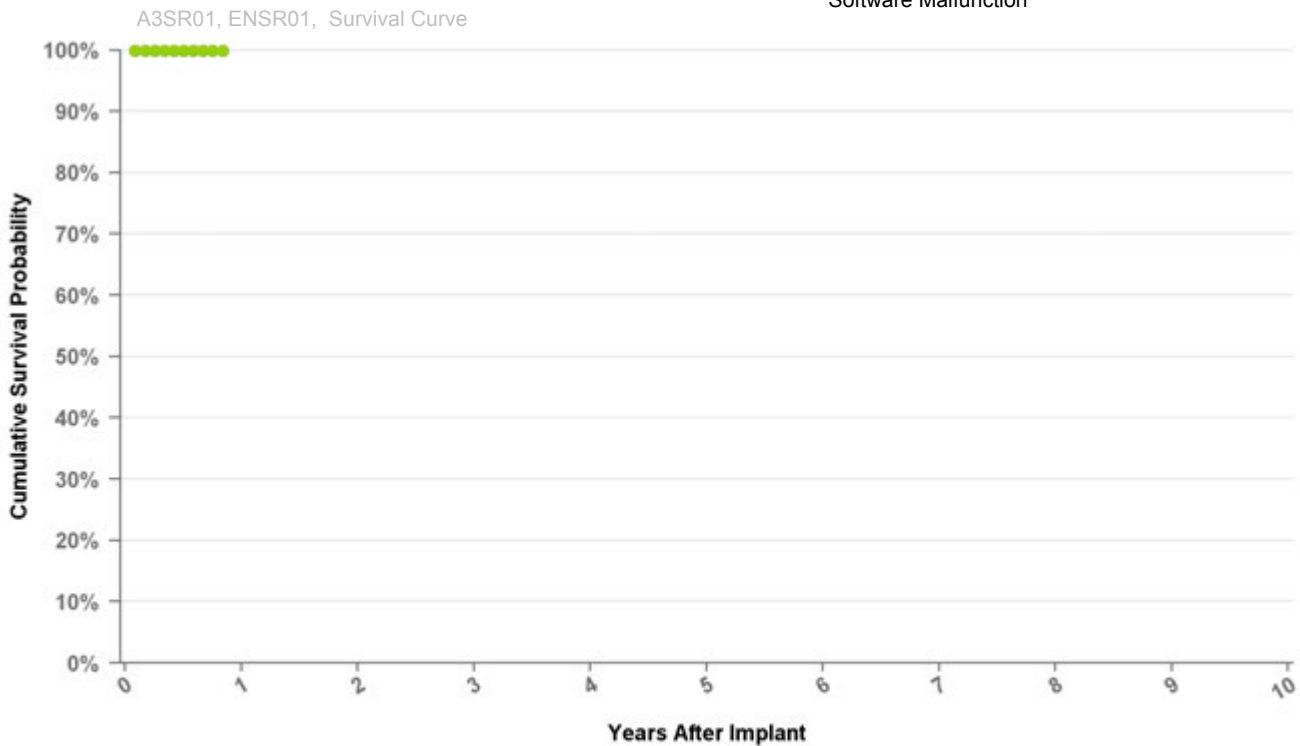
Electrical Component 0

Electrical Interconnect 0

Other Malfunction 0

Poss Early Battery Depltn 0

Software Malfunction 0



Curve Name

● Excluding Normal Battery Depletion ● Including Normal Battery Depletion

Years	at 10 mo
Excluding NBD	100.0%
Including NBD	100.0%
Effective Sample Size	285

Implantable Pulse Generator

KD700

Kappa 700 DR

US Market Release Date

CE Market Approval Date

Registered US Implants 0

Estimated Active US Implants 0

Normal Battery Depletions (US) 0

NBG Code DDD

Total Malfunctions (US) 0

Therapy Not Compromised Malfunctions 0

Battery Malfunction 0

Electrical Component 0

Electrical Interconnect 0

Other Malfunction 0

Poss Early Battery Depltn 0

Software Malfunction 0

Therapy Compromised Malfunctions 0

Battery Malfunction 0

Electrical Component 0

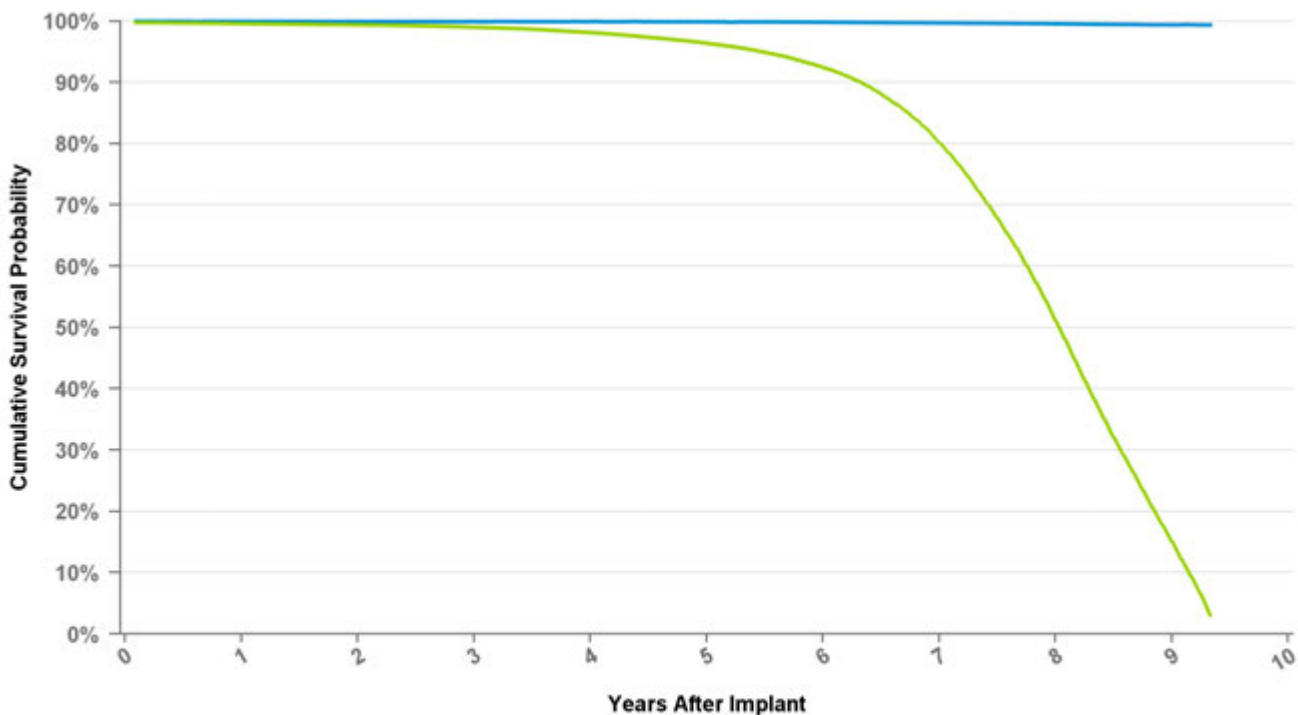
Electrical Interconnect 0

Other Malfunction 0

Poss Early Battery Depltn 0

Software Malfunction 0

KD700, KDR700, KDR701, KDR703, KDR706, Survival Curve



Curve Name

● Excluding Normal Battery Depletion ● Including Normal Battery Depletion

Years	1	2	3	4	5	6	7	8	9	at 112 mo
Excluding NBD	100.0%	99.9%	99.9%	99.9%	99.9%	99.8%	99.7%	99.6%	99.4%	99.4%
Including NBD	99.6%	99.4%	99.0%	98.1%	96.4%	92.5%	80.2%	51.2%	15.2%	3.0%
Effective Sample Size	164037	150394	136928	122839	108906	93745	72147	38630	8238	1890

Implantable Pulse Generator

KD701

Kappa 700 DR

US Market Release Date 01/29/1999

CE Market Approval Date 03/20/1998

Registered US Implants 242

Estimated Active US Implants 38

Normal Battery Depletions (US) 21

NBG Code DDD

Total Malfunctions (US) 0

Therapy Not Compromised Malfunctions 0

Battery Malfunction 0

Electrical Component 0

Electrical Interconnect 0

Other Malfunction 0

Poss Early Battery Depltn 0

Software Malfunction 0

Therapy Compromised Malfunctions 0

Battery Malfunction 0

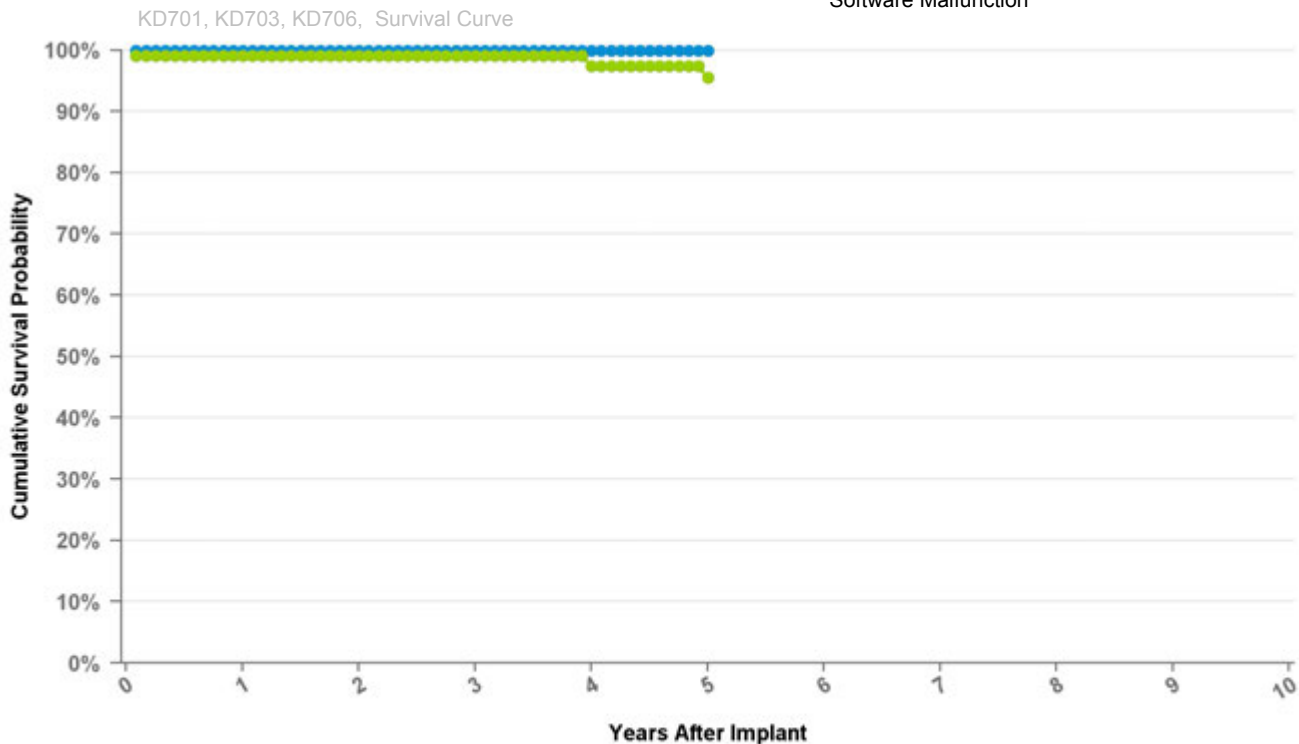
Electrical Component 0

Electrical Interconnect 0

Other Malfunction 0

Poss Early Battery Depltn 0

Software Malfunction 0



Curve Name

● Excluding Normal Battery Depletion ● Including Normal Battery Depletion

Years	1	2	3	4	at 60 mo
Excluding NBD	100.0%	100.0%	100.0%	100.0%	100.0%
Including NBD	99.1%	99.1%	99.1%	97.5%	95.5%
Effective Sample Size	183	162	141	121	101

Implantable Pulse Generator

KD703

Kappa 700 DR

US Market Release Date 01/29/1999

CE Market Approval Date 03/20/1998

Registered US Implants 1

Estimated Active US Implants 0

Normal Battery Depletions (US) 0

NBG Code DDD

Total Malfunctions (US) 0

Therapy Not Compromised Malfunctions 0

Battery Malfunction 0

Electrical Component 0

Electrical Interconnect 0

Other Malfunction 0

Poss Early Battery Depltn 0

Software Malfunction 0

Therapy Compromised Malfunctions 0

Battery Malfunction 0

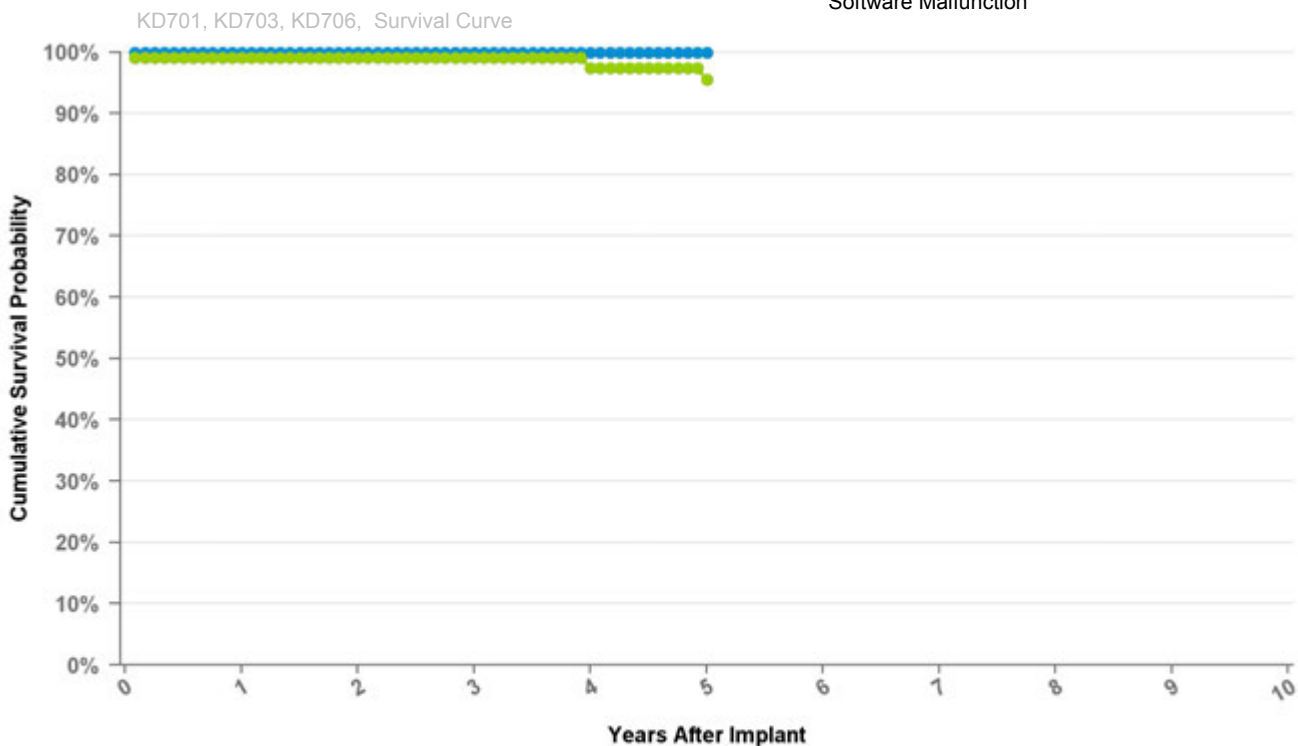
Electrical Component 0

Electrical Interconnect 0

Other Malfunction 0

Poss Early Battery Depltn 0

Software Malfunction 0



Curve Name

● Excluding Normal Battery Depletion ● Including Normal Battery Depletion

Years	1	2	3	4	at 60 mo
Excluding NBD	100.0%	100.0%	100.0%	100.0%	100.0%
Including NBD	99.1%	99.1%	99.1%	97.5%	95.5%
Effective Sample Size	183	162	141	121	101

Implantable Pulse Generator

KD706

Kappa 700 DR

US Market Release Date 01/29/1999

CE Market Approval Date 03/20/1998

Registered US Implants 0

Estimated Active US Implants 0

Normal Battery Depletions (US) 0

NBG Code DDD

Total Malfunctions (US) 0

Therapy Not Compromised Malfunctions 0

Battery Malfunction 0

Electrical Component 0

Electrical Interconnect 0

Other Malfunction 0

Poss Early Battery Depltn 0

Software Malfunction 0

Therapy Compromised Malfunctions 0

Battery Malfunction 0

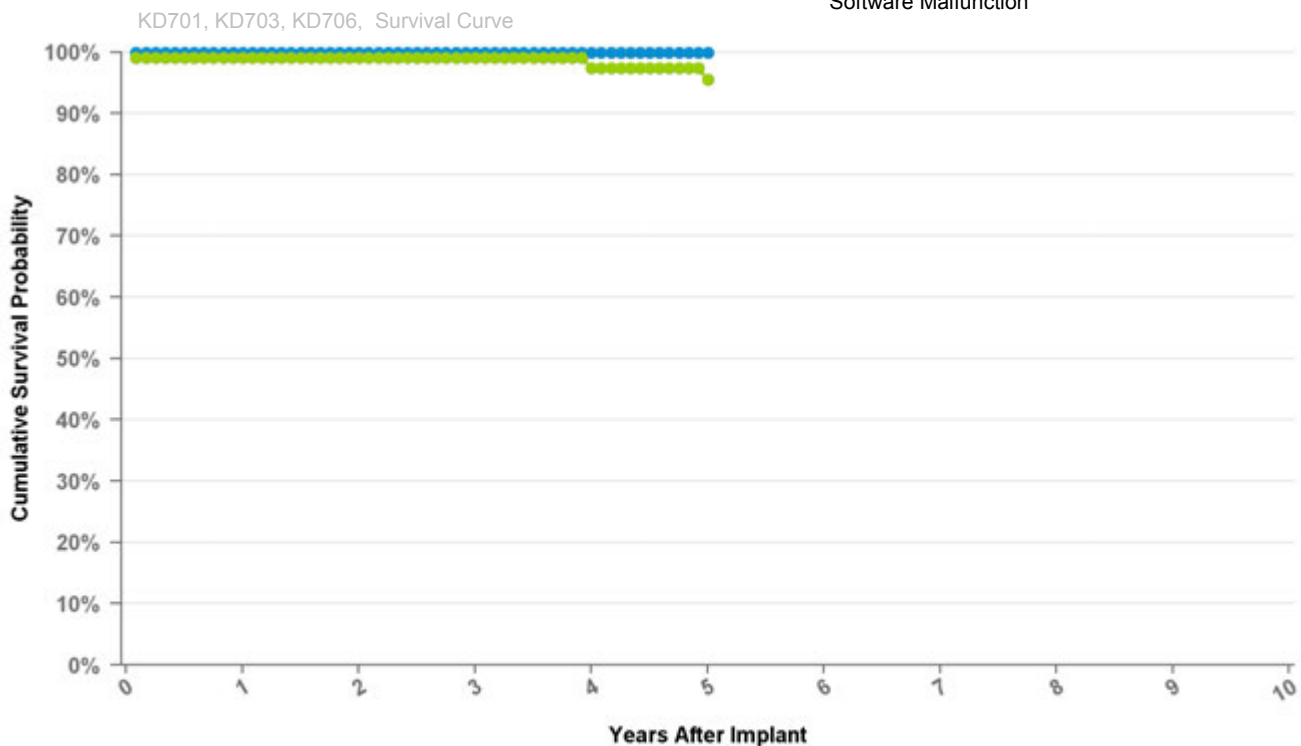
Electrical Component 0

Electrical Interconnect 0

Other Malfunction 0

Poss Early Battery Depltn 0

Software Malfunction 0



Curve Name

● Excluding Normal Battery Depletion ● Including Normal Battery Depletion

Years	1	2	3	4	at 60 mo
Excluding NBD	100.0%	100.0%	100.0%	100.0%	100.0%
Including NBD	99.1%	99.1%	99.1%	97.5%	95.5%
Effective Sample Size	183	162	141	121	101

Implantable Pulse Generator

KD901

Kappa 900 D

US Market Release Date 01/09/2002

CE Market Approval Date 09/28/2001

Registered US Implants 1

Estimated Active US Implants 0

Normal Battery Depletions (US) 0

NBG Code DDD

Total Malfunctions (US) 0

Therapy Not Compromised Malfunctions 0

Battery Malfunction 0

Electrical Component 0

Electrical Interconnect 0

Other Malfunction 0

Poss Early Battery Depltn 0

Software Malfunction 0

Therapy Compromised Malfunctions 0

Battery Malfunction 0

Electrical Component 0

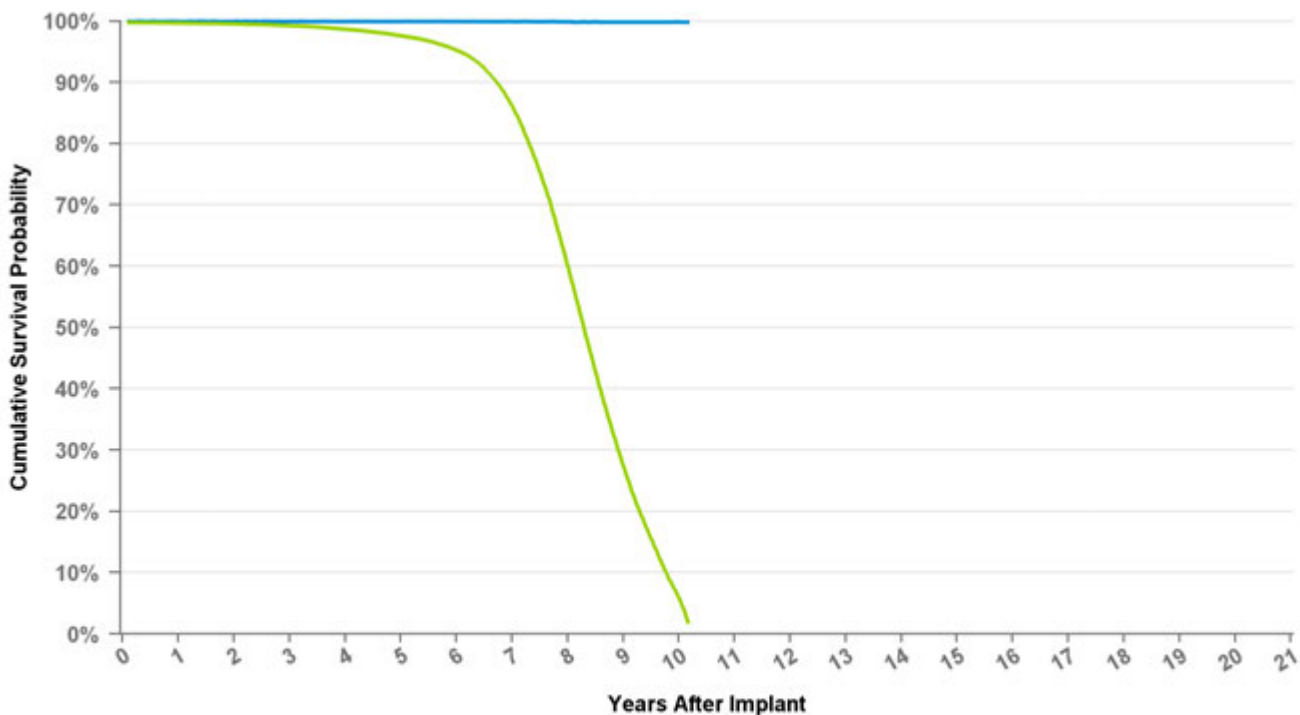
Electrical Interconnect 0

Other Malfunction 0

Poss Early Battery Depltn 0

Software Malfunction 0

KD901, KD903, KD906, KDR901, KDR903, KDR906, Survival Curve



Curve Name

- Excluding Normal Battery Depletion
- Including Normal Battery Depletion

Years	1	2	3	4	5	6	7	8	9	10	at 122 mo
Excluding NBD	100.0%	100.0%	100.0%	100.0%	100.0%	100.0%	99.9%	99.9%	99.9%	99.9%	99.9%
Including NBD	99.7%	99.6%	99.3%	98.7%	97.6%	95.3%	86.2%	60.1%	27.5%	6.0%	1.9%
Effective Sample Size	108150	99181	90300	81810	73493	65140	53746	33317	12743	1536	469

Implantable Pulse Generator

KD903

Kappa 900 D

US Market Release Date 01/09/2002

CE Market Approval Date 09/28/2001

Registered US Implants 0

Estimated Active US Implants 0

Normal Battery Depletions (US) 0

NBG Code DDD

Total Malfunctions (US) 0

Therapy Not Compromised Malfunctions 0

Battery Malfunction 0

Electrical Component 0

Electrical Interconnect 0

Other Malfunction 0

Poss Early Battery Depltn 0

Software Malfunction 0

Therapy Compromised Malfunctions 0

Battery Malfunction 0

Electrical Component 0

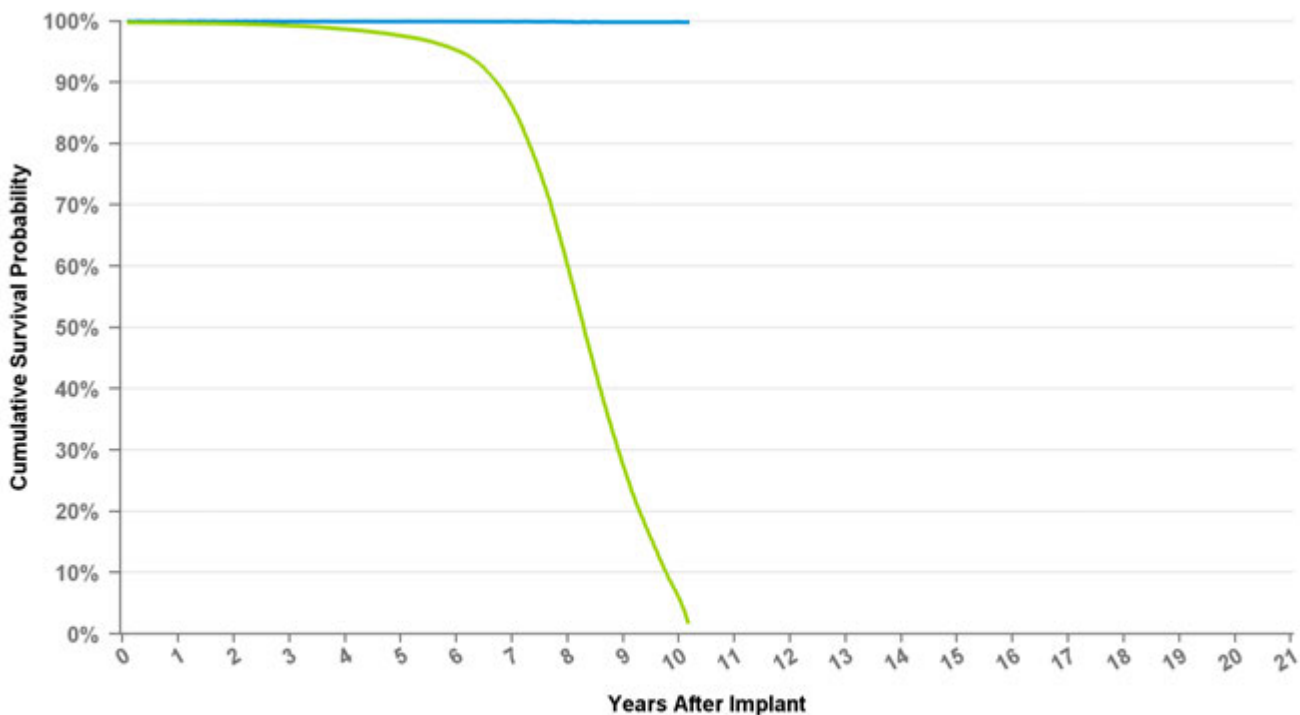
Electrical Interconnect 0

Other Malfunction 0

Poss Early Battery Depltn 0

Software Malfunction 0

KD901, KD903, KD906, KDR901, KDR903, KDR906, Survival Curve



Curve Name

- Excluding Normal Battery Depletion
- Including Normal Battery Depletion

Years	1	2	3	4	5	6	7	8	9	10	at 122 mo
Excluding NBD	100.0%	100.0%	100.0%	100.0%	100.0%	100.0%	99.9%	99.9%	99.9%	99.9%	99.9%
Including NBD	99.7%	99.6%	99.3%	98.7%	97.6%	95.3%	86.2%	60.1%	27.5%	6.0%	1.9%
Effective Sample Size	108150	99181	90300	81810	73493	65140	53746	33317	12743	1536	469

Implantable Pulse Generator

KD906

Kappa 900 D

US Market Release Date 01/09/2002

CE Market Approval Date 09/28/2001

Registered US Implants 0

Estimated Active US Implants 0

Normal Battery Depletions (US) 0

NBG Code DDD

Total Malfunctions (US) 0

Therapy Not Compromised Malfunctions 0

Battery Malfunction 0

Electrical Component 0

Electrical Interconnect 0

Other Malfunction 0

Poss Early Battery Depltn 0

Software Malfunction 0

Therapy Compromised Malfunctions 0

Battery Malfunction 0

Electrical Component 0

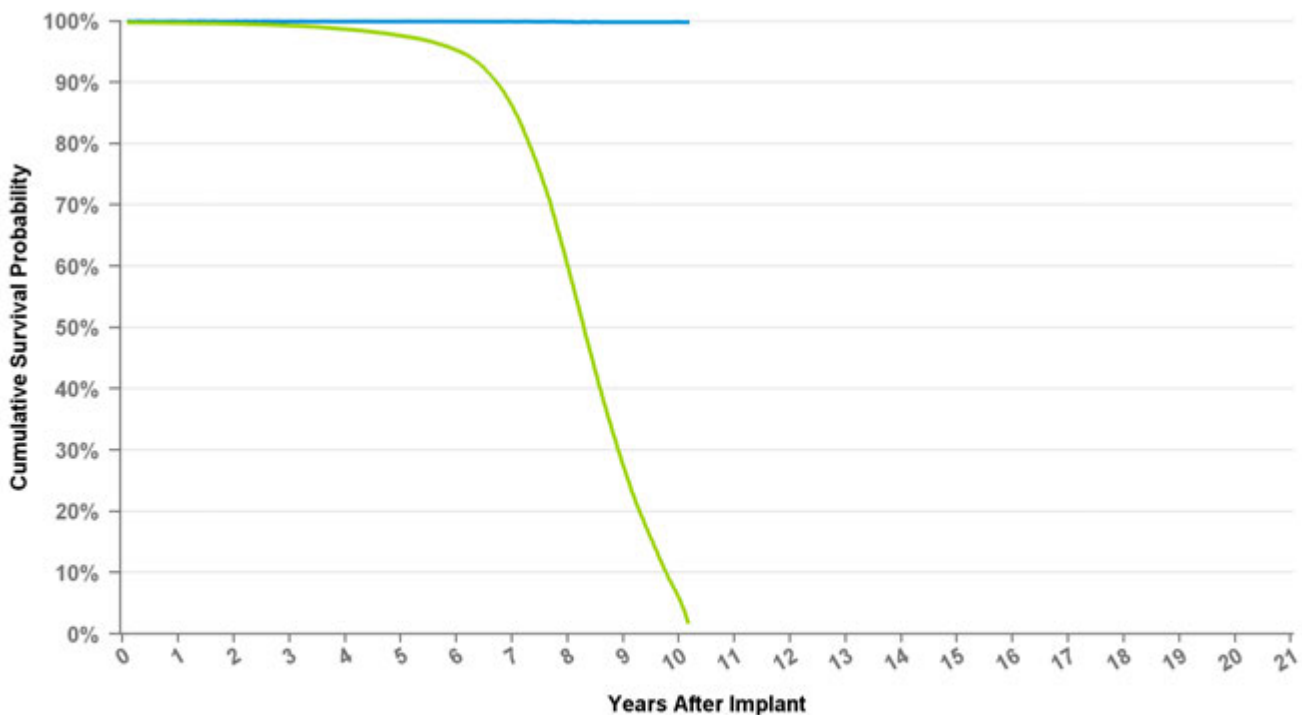
Electrical Interconnect 0

Other Malfunction 0

Poss Early Battery Depltn 0

Software Malfunction 0

KD901, KD903, KD906, KDR901, KDR903, KDR906, Survival Curve



Curve Name

- Excluding Normal Battery Depletion
- Including Normal Battery Depletion

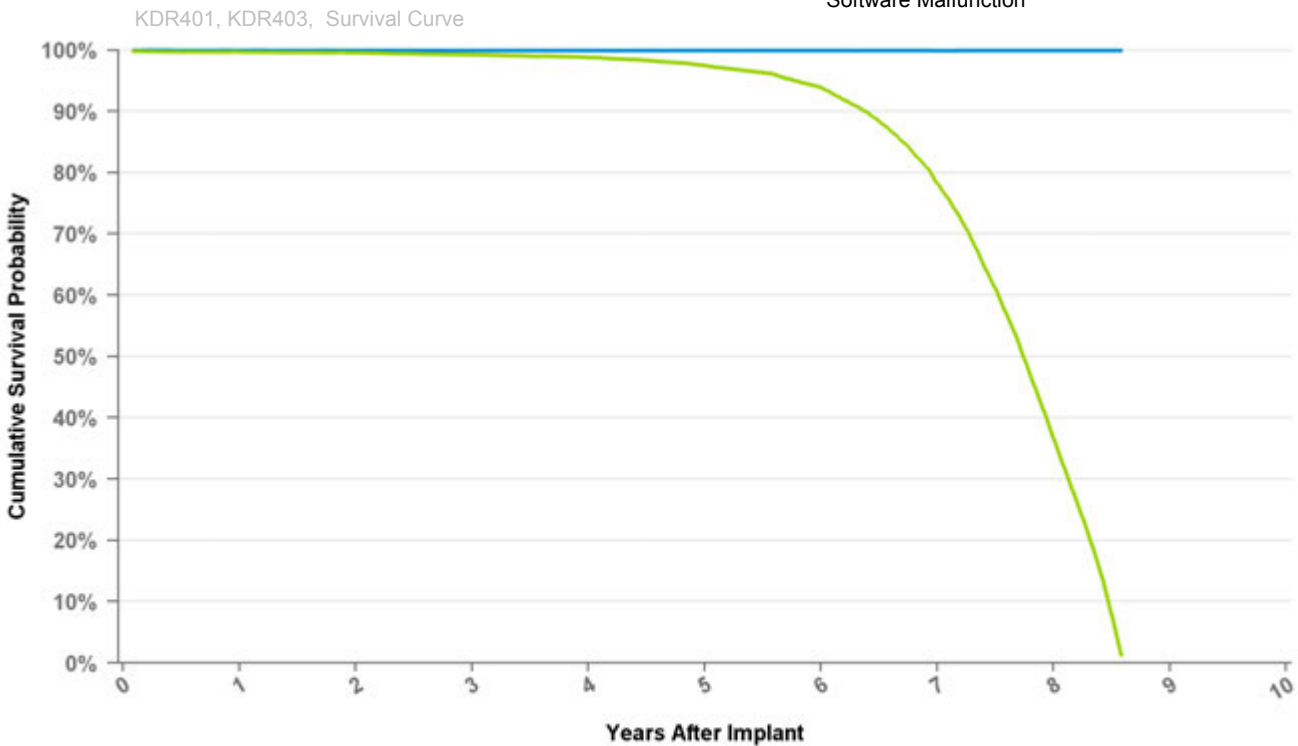
Years	1	2	3	4	5	6	7	8	9	10	at 122 mo
Excluding NBD	100.0%	100.0%	100.0%	100.0%	100.0%	100.0%	99.9%	99.9%	99.9%	99.9%	99.9%
Including NBD	99.7%	99.6%	99.3%	98.7%	97.6%	95.3%	86.2%	60.1%	27.5%	6.0%	1.9%
Effective Sample Size	108150	99181	90300	81810	73493	65140	53746	33317	12743	1536	469

Implantable Pulse Generator

KDR401 Kappa 400 DR

US Market Release Date	01/30/1998
CE Market Approval Date	11/12/1996
Registered US Implants	39,374
Estimated Active US Implants	1,889
Normal Battery Depletions (US)	7,229
NBG Code	DDDR

Total Malfunctions (US)	23
Therapy Not Compromised Malfunctions	14
Battery Malfunction	0
Electrical Component	10
Electrical Interconnect	1
Other Malfunction	2
Poss Early Battery Depltn	1
Software Malfunction	0
Therapy Compromised Malfunctions	9
Battery Malfunction	0
Electrical Component	6
Electrical Interconnect	3
Other Malfunction	0
Poss Early Battery Depltn	0
Software Malfunction	0



Curve Name

- Excluding Normal Battery Depletion
- Including Normal Battery Depletion

Years	1	2	3	4	5	6	7	8	at 103 mo
Excluding NBD	100.0%	100.0%	100.0%	100.0%	99.9%	99.9%	99.9%	99.9%	99.9%
Including NBD	99.7%	99.6%	99.3%	98.8%	97.5%	93.9%	78.3%	36.6%	1.2%
Effective Sample Size	40249	37429	34638	31846	28694	24785	18001	6422	551

Implantable Pulse Generator

KDR403 Kappa 400 DR

US Market Release Date 01/30/1998

CE Market Approval Date 11/12/1996

Registered US Implants 7,308

Estimated Active US Implants 579

Normal Battery Depletions (US) 1,167

NBG Code DDDR

Total Malfunctions (US) 6

Therapy Not Compromised Malfunctions 2

Battery Malfunction 0

Electrical Component 1

Electrical Interconnect 0

Other Malfunction 0

Poss Early Battery Depltn 1

Software Malfunction 0

Therapy Compromised Malfunctions 4

Battery Malfunction 0

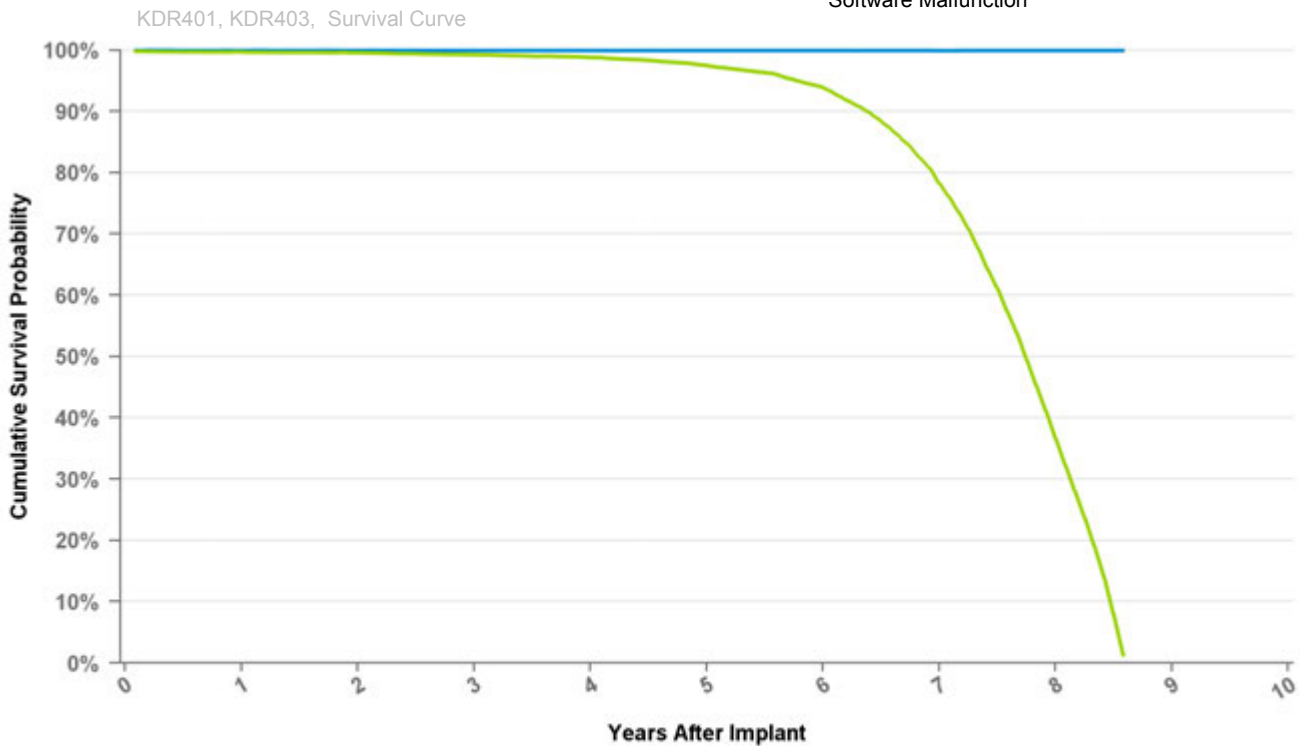
Electrical Component 1

Electrical Interconnect 3

Other Malfunction 0

Poss Early Battery Depltn 0

Software Malfunction 0



Curve Name

● Excluding Normal Battery Depletion ● Including Normal Battery Depletion

Years	1	2	3	4	5	6	7	8	at 103 mo
Excluding NBD	100.0%	100.0%	100.0%	100.0%	99.9%	99.9%	99.9%	99.9%	99.9%
Including NBD	99.7%	99.6%	99.3%	98.8%	97.5%	93.9%	78.3%	36.6%	1.2%
Effective Sample Size	40249	37429	34638	31846	28694	24785	18001	6422	551

Implantable Pulse Generator

KDR700 Kappa 700 DR

US Market Release Date

CE Market Approval Date

Registered US Implants 15

Estimated Active US Implants 0

Normal Battery Depletions (US) 4

NBG Code DDD/RO

Total Malfunctions (US) 0

Therapy Not Compromised Malfunctions

Battery Malfunction 0

Electrical Component 0

Electrical Interconnect 0

Other Malfunction 0

Poss Early Battery Depltn 0

Software Malfunction 0

Therapy Compromised Malfunctions

Battery Malfunction 0

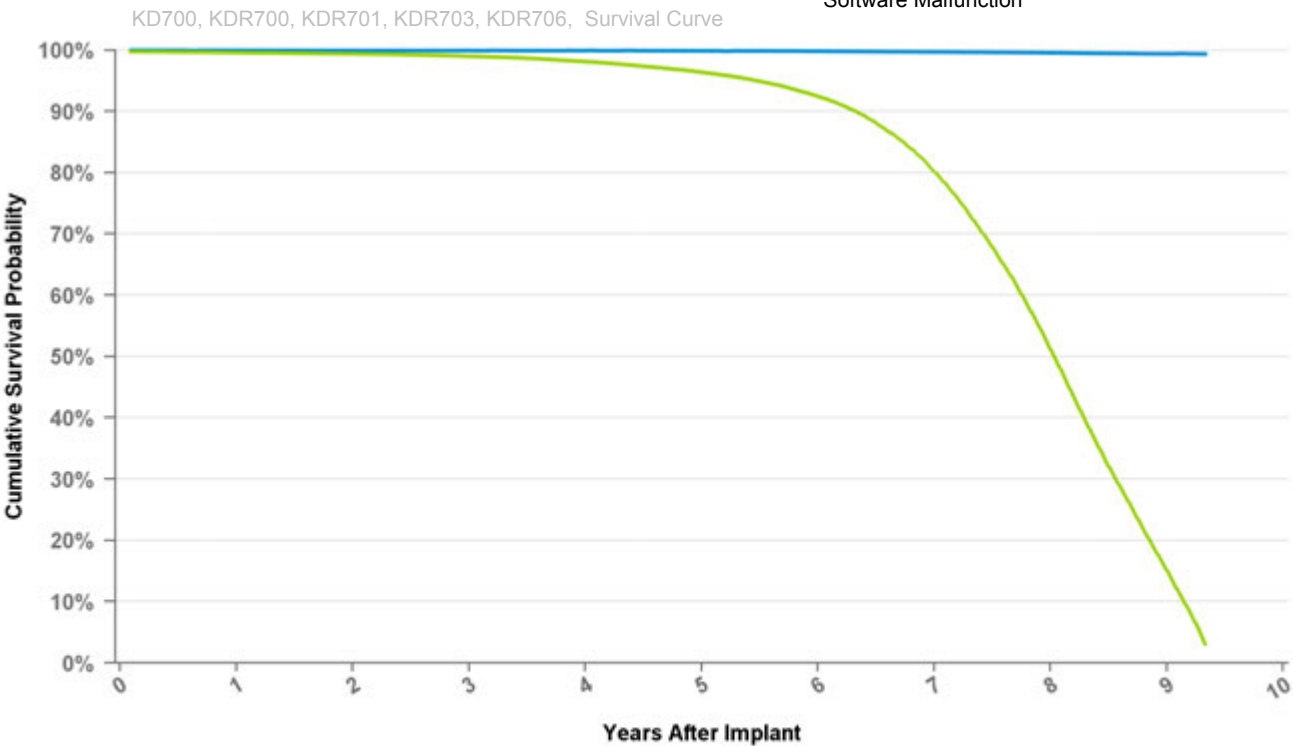
Electrical Component 0

Electrical Interconnect 0

Other Malfunction 0

Poss Early Battery Depltn 0

Software Malfunction 0



Curve Name

● Excluding Normal Battery Depletion ● Including Normal Battery Depletion

Years	1	2	3	4	5	6	7	8	9	at 112 mo
Excluding NBD	100.0%	99.9%	99.9%	99.9%	99.9%	99.8%	99.7%	99.6%	99.4%	99.4%
Including NBD	99.6%	99.4%	99.0%	98.1%	96.4%	92.5%	80.2%	51.2%	15.2%	3.0%
Effective Sample Size	164037	150394	136928	122839	108906	93745	72147	38630	8238	1890

Implantable Pulse Generator

KDR701 Kappa 700 DR

US Market Release Date 01/29/1999

CE Market Approval Date 03/20/1998

Registered US Implants 194,098

Estimated Active US Implants 11,357

Normal Battery Depletions (US) 37,047

NBG Code DDD/RO

Total Malfunctions (US) 701

Therapy Not Compromised Malfunctions 48

Battery Malfunction 1

Electrical Component 23

Electrical Interconnect 18

Other Malfunction 3

Poss Early Battery Depltn 3

Software Malfunction 0

Therapy Compromised Malfunctions 653

Battery Malfunction 0

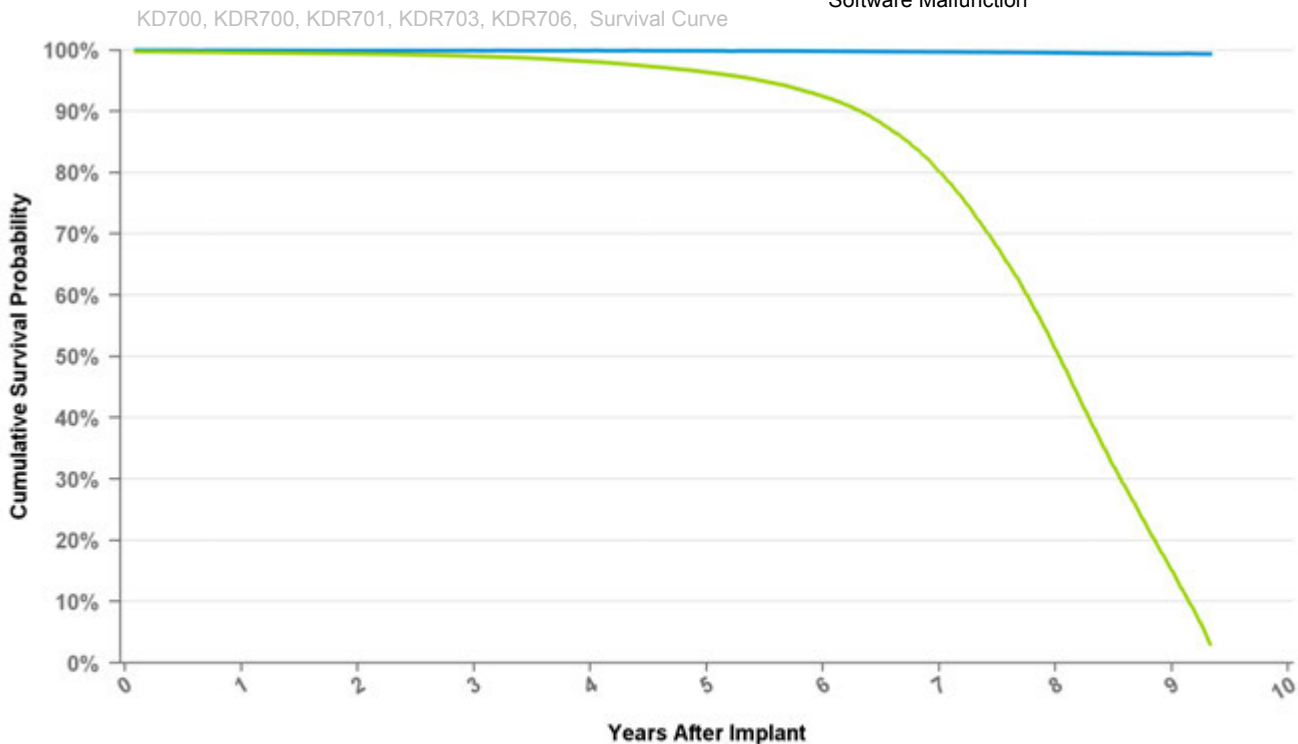
Electrical Component 16

Electrical Interconnect 636

Other Malfunction 0

Poss Early Battery Depltn 1

Software Malfunction 0



Curve Name

● Excluding Normal Battery Depletion ● Including Normal Battery Depletion

Years	1	2	3	4	5	6	7	8	9	at 112 mo
Excluding NBD	100.0%	99.9%	99.9%	99.9%	99.9%	99.8%	99.7%	99.6%	99.4%	99.4%
Including NBD	99.6%	99.4%	99.0%	98.1%	96.4%	92.5%	80.2%	51.2%	15.2%	3.0%
Effective Sample Size	164037	150394	136928	122839	108906	93745	72147	38630	8238	1890

Implantable Pulse Generator

KDR703 Kappa 700 DR

US Market Release Date 02/05/1999

CE Market Approval Date 03/20/1998

Registered US Implants 9,228

Estimated Active US Implants 539

Normal Battery Depletions (US) 1,534

NBG Code DDD/RO

Total Malfunctions (US) 34

Therapy Not Compromised Malfunctions 4

Battery Malfunction 0

Electrical Component 3

Electrical Interconnect 0

Other Malfunction 0

Poss Early Battery Depltn 1

Software Malfunction 0

Therapy Compromised Malfunctions 30

Battery Malfunction 0

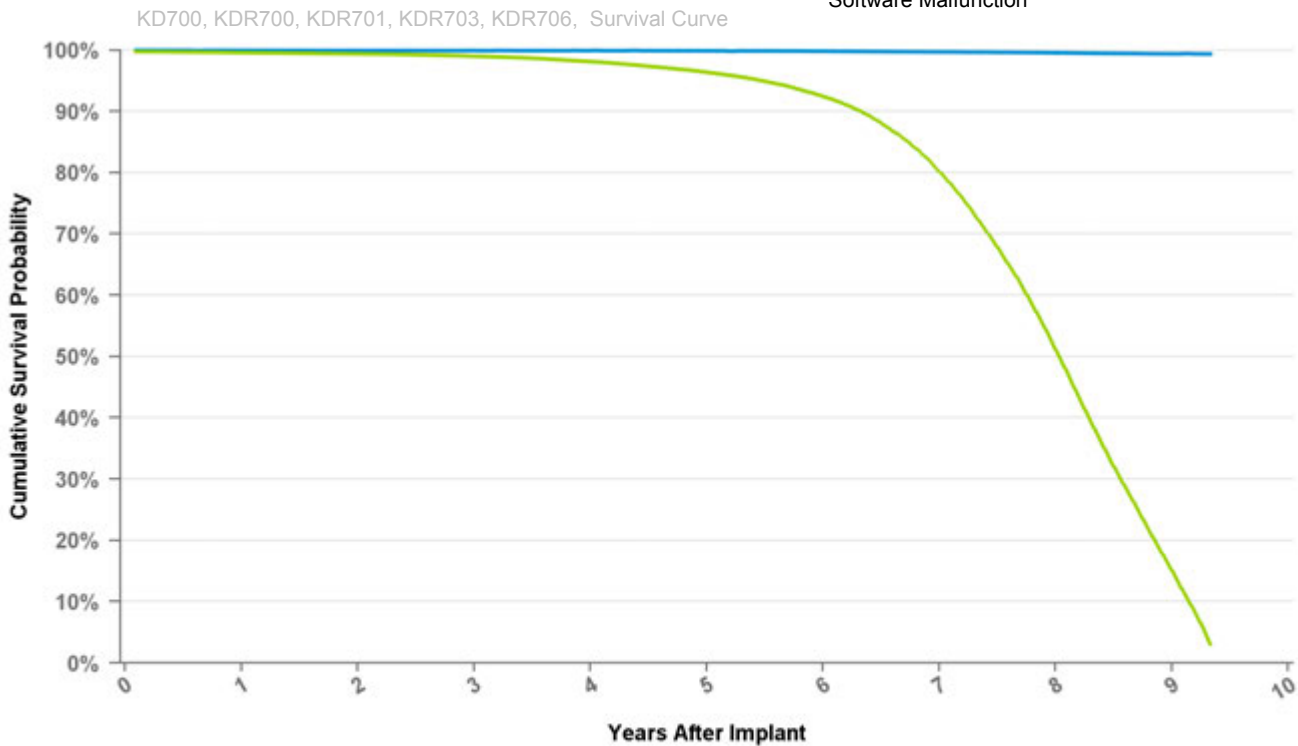
Electrical Component 1

Electrical Interconnect 29

Other Malfunction 0

Poss Early Battery Depltn 0

Software Malfunction 0



Curve Name

● Excluding Normal Battery Depletion ● Including Normal Battery Depletion

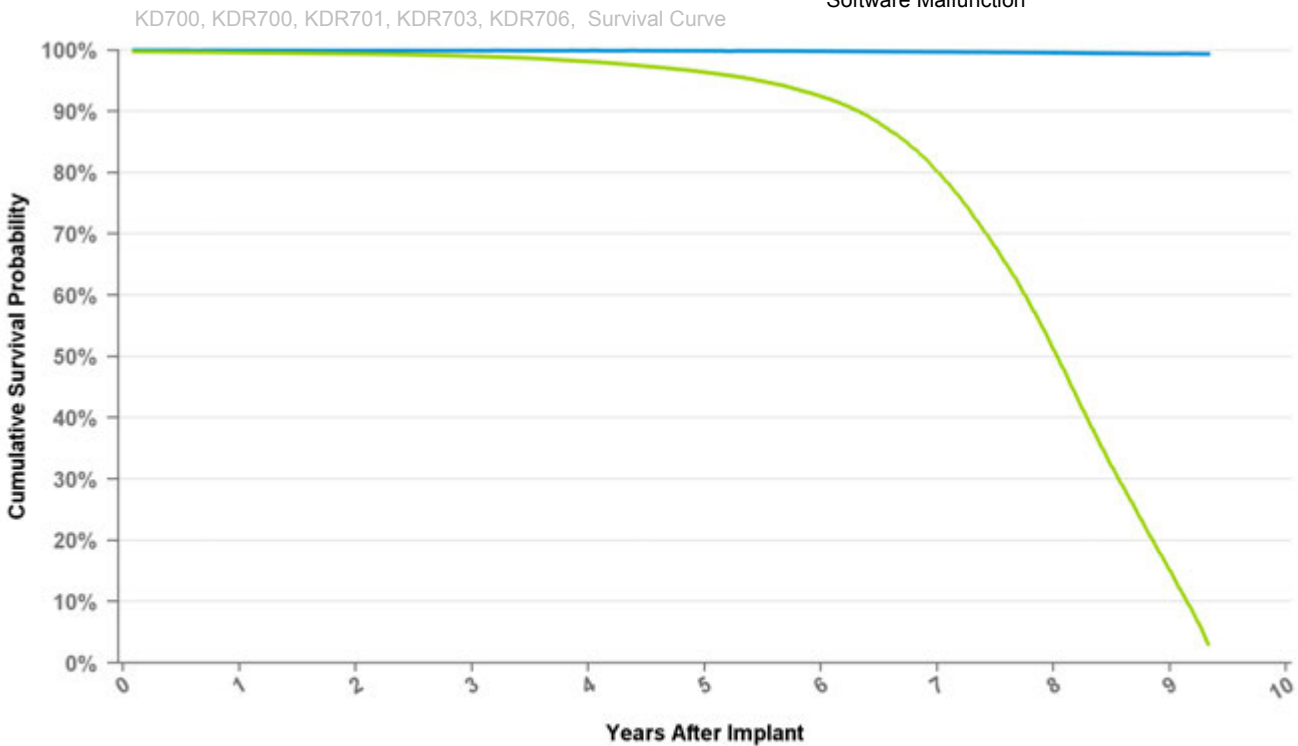
Years	1	2	3	4	5	6	7	8	9	at 112 mo
Excluding NBD	100.0%	99.9%	99.9%	99.9%	99.9%	99.8%	99.7%	99.6%	99.4%	99.4%
Including NBD	99.6%	99.4%	99.0%	98.1%	96.4%	92.5%	80.2%	51.2%	15.2%	3.0%
Effective Sample Size	164037	150394	136928	122839	108906	93745	72147	38630	8238	1890

Implantable Pulse Generator

KDR706 Kappa 700 DR

US Market Release Date	02/09/1999
CE Market Approval Date	03/20/1998
Registered US Implants	2,632
Estimated Active US Implants	123
Normal Battery Depletions (US)	405
NBG Code	DDD/RO

Total Malfunctions (US)	10
Therapy Not Compromised Malfunctions	1
Battery Malfunction	0
Electrical Component	0
Electrical Interconnect	1
Other Malfunction	0
Poss Early Battery Depltn	0
Software Malfunction	0
Therapy Compromised Malfunctions	9
Battery Malfunction	0
Electrical Component	0
Electrical Interconnect	9
Other Malfunction	0
Poss Early Battery Depltn	0
Software Malfunction	0



Curve Name

- Excluding Normal Battery Depletion
- Including Normal Battery Depletion

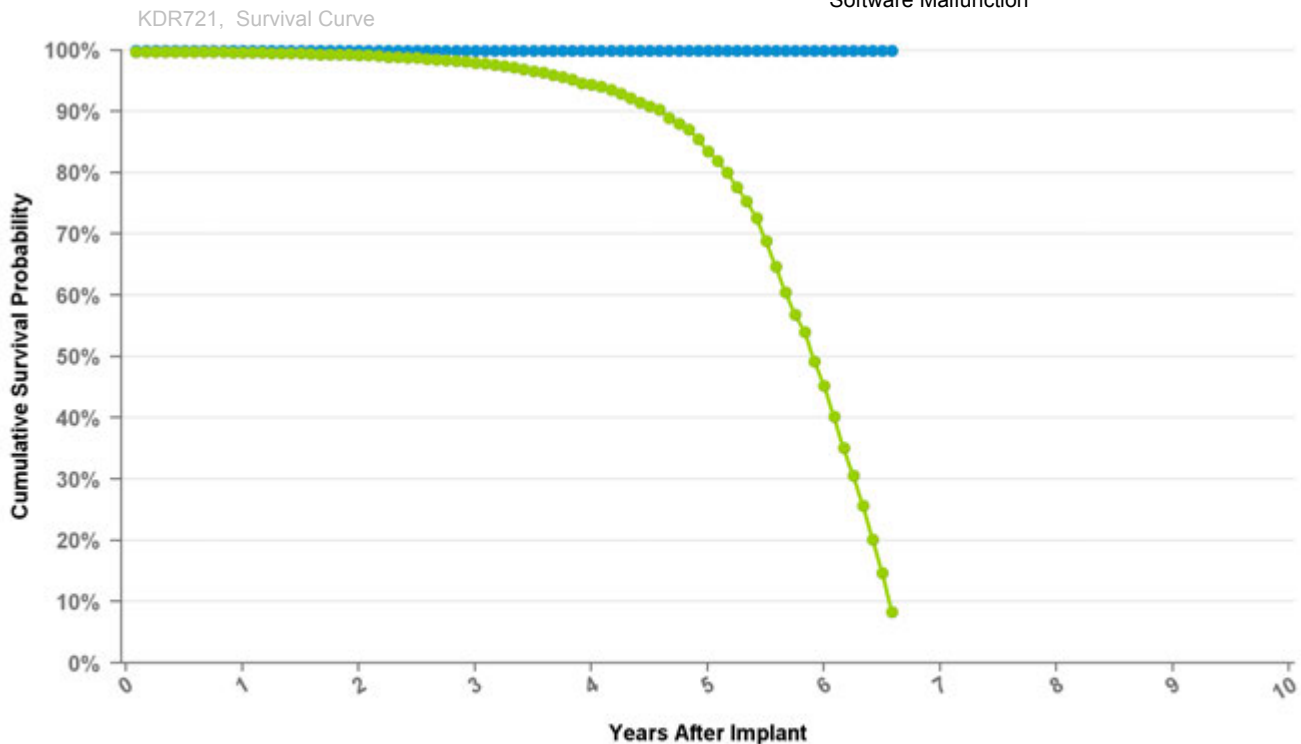
Years	1	2	3	4	5	6	7	8	9	at 112 mo
Excluding NBD	100.0%	99.9%	99.9%	99.9%	99.9%	99.8%	99.7%	99.6%	99.4%	99.4%
Including NBD	99.6%	99.4%	99.0%	98.1%	96.4%	92.5%	80.2%	51.2%	15.2%	3.0%
Effective Sample Size	164037	150394	136928	122839	108906	93745	72147	38630	8238	1890

Implantable Pulse Generator

KDR721 Kappa 700 DR

US Market Release Date	02/11/1999
CE Market Approval Date	03/20/1998
Registered US Implants	9,834
Estimated Active US Implants	488
Normal Battery Depletions (US)	1,364
NBG Code	DDD/RO

Total Malfunctions (US)	5
Therapy Not Compromised Malfunctions	1
Battery Malfunction	0
Electrical Component	1
Electrical Interconnect	0
Other Malfunction	0
Poss Early Battery Depltn	0
Software Malfunction	0
Therapy Compromised Malfunctions	4
Battery Malfunction	0
Electrical Component	0
Electrical Interconnect	4
Other Malfunction	0
Poss Early Battery Depltn	0
Software Malfunction	0



Curve Name

● Excluding Normal Battery Depletion ● Including Normal Battery Depletion

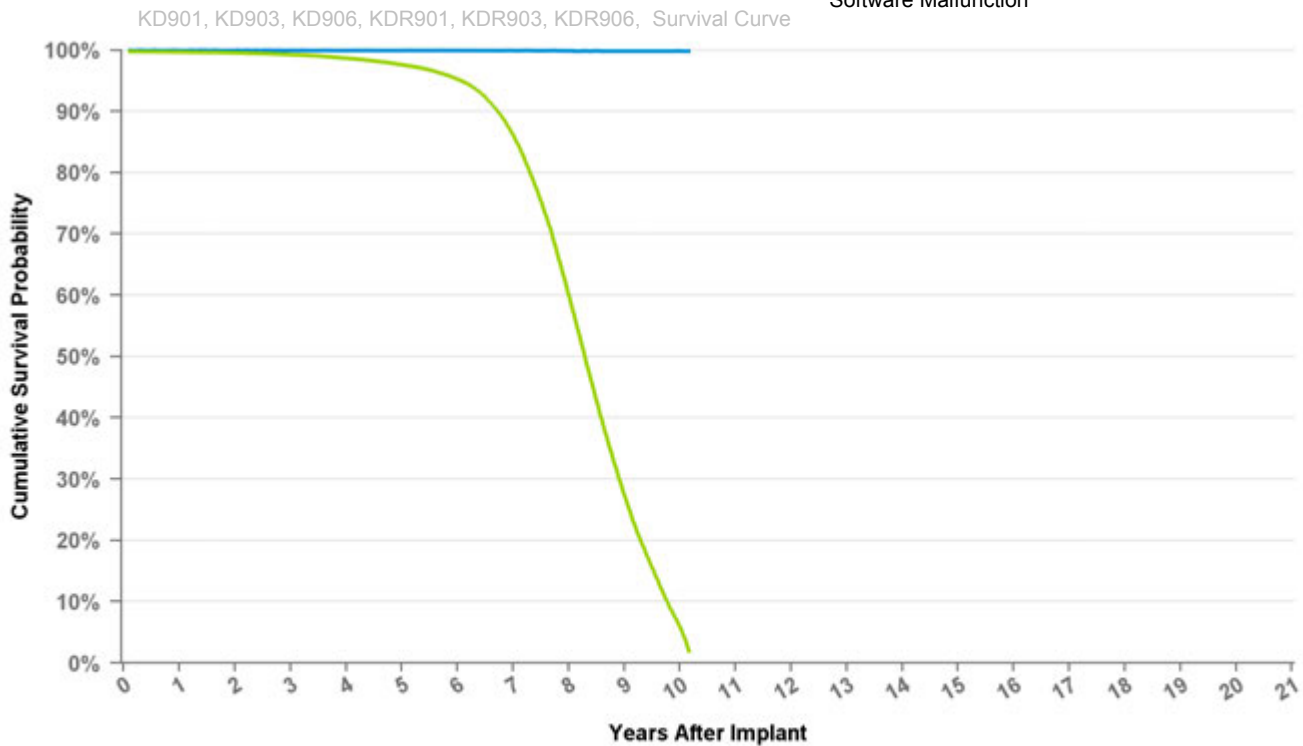
Years	1	2	3	4	5	6	at 79 mo
Excluding NBD	100.0%	100.0%	100.0%	100.0%	99.9%	99.9%	99.9%
Including NBD	99.7%	99.2%	98.0%	94.4%	83.6%	45.3%	8.4%
Effective Sample Size	7980	7080	6195	5200	3938	1510	227

Implantable Pulse Generator

KDR901 Kappa 900 DR

US Market Release Date	01/09/2002
CE Market Approval Date	09/28/2001
Registered US Implants	120,710
Estimated Active US Implants	9,988
Normal Battery Depletions (US)	26,909
NBG Code	DDDR

Total Malfunctions (US)	71
Therapy Not Compromised Malfunctions	21
Battery Malfunction	0
Electrical Component	16
Electrical Interconnect	4
Other Malfunction	1
Poss Early Battery Depltn	0
Software Malfunction	0
Therapy Compromised Malfunctions	50
Battery Malfunction	0
Electrical Component	10
Electrical Interconnect	40
Other Malfunction	0
Poss Early Battery Depltn	0
Software Malfunction	0



Curve Name

- Excluding Normal Battery Depletion
- Including Normal Battery Depletion

Years	1	2	3	4	5	6	7	8	9	10	at 122 mo
Excluding NBD	100.0%	100.0%	100.0%	100.0%	100.0%	100.0%	99.9%	99.9%	99.9%	99.9%	99.9%
Including NBD	99.7%	99.6%	99.3%	98.7%	97.6%	95.3%	86.2%	60.1%	27.5%	6.0%	1.9%
Effective Sample Size	108150	99181	90300	81810	73493	65140	53746	33317	12743	1536	469

Implantable Pulse Generator

KDR903 Kappa 900 DR

US Market Release Date 01/09/2002

CE Market Approval Date 09/28/2001

Registered US Implants 3,173

Estimated Active US Implants 236

Normal Battery Depletions (US) 620

NBG Code DDDR

Total Malfunctions (US) 3

Therapy Not Compromised Malfunctions 0

Battery Malfunction 0

Electrical Component 0

Electrical Interconnect 0

Other Malfunction 0

Poss Early Battery Depltn 0

Software Malfunction 0

Therapy Compromised Malfunctions 3

Battery Malfunction 0

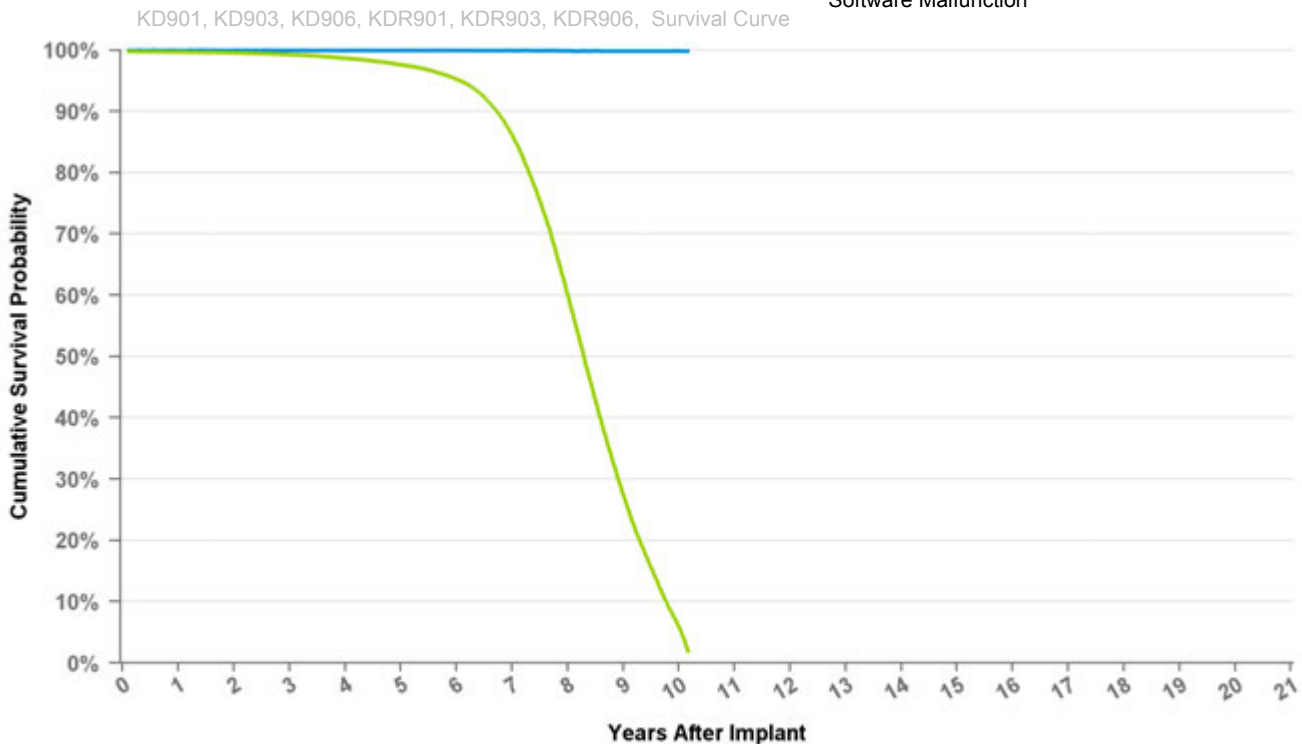
Electrical Component 0

Electrical Interconnect 3

Other Malfunction 0

Poss Early Battery Depltn 0

Software Malfunction 0



Curve Name

- Excluding Normal Battery Depletion
- Including Normal Battery Depletion

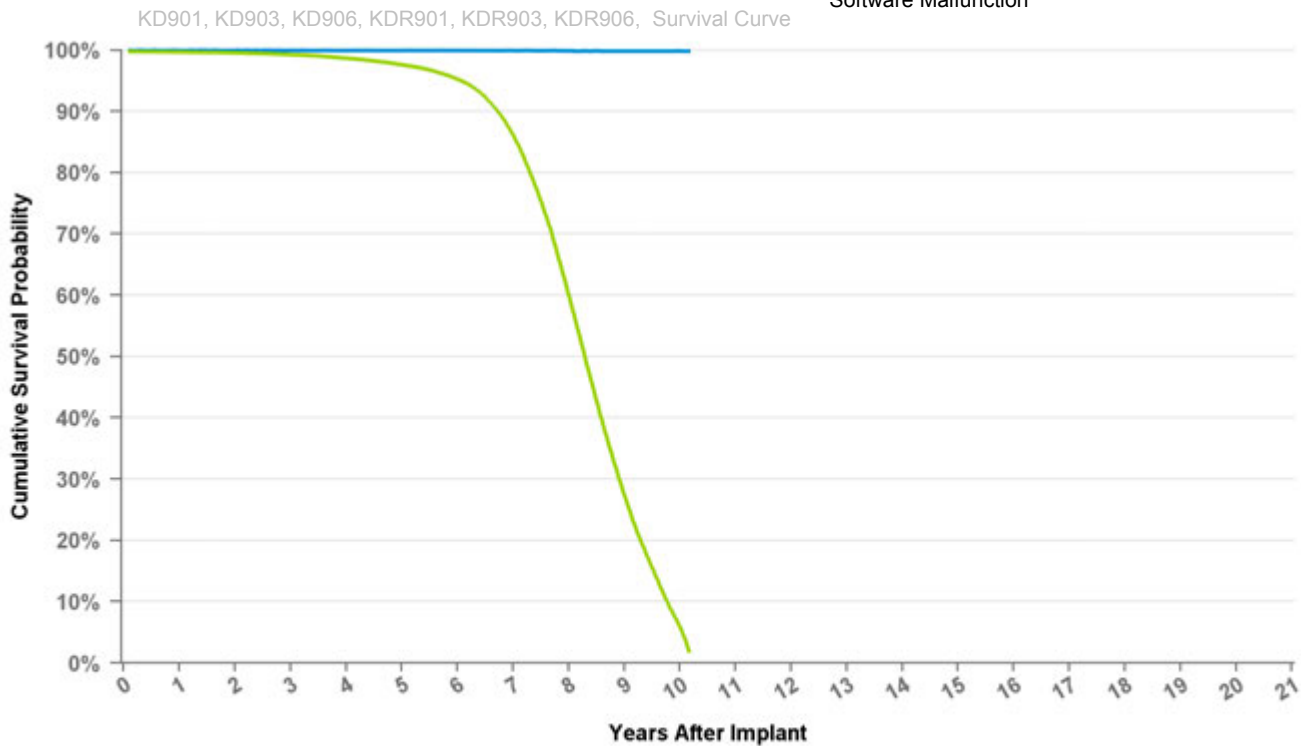
Years	1	2	3	4	5	6	7	8	9	10	at 122 mo
Excluding NBD	100.0%	100.0%	100.0%	100.0%	100.0%	100.0%	99.9%	99.9%	99.9%	99.9%	99.9%
Including NBD	99.7%	99.6%	99.3%	98.7%	97.6%	95.3%	86.2%	60.1%	27.5%	6.0%	1.9%
Effective Sample Size	108150	99181	90300	81810	73493	65140	53746	33317	12743	1536	469

Implantable Pulse Generator

KDR906 Kappa 900 DR

US Market Release Date	01/09/2002
CE Market Approval Date	09/28/2001
Registered US Implants	1,508
Estimated Active US Implants	89
Normal Battery Depletions (US)	301
NBG Code	DDDR

Total Malfunctions (US)	2
Therapy Not Compromised Malfunctions	0
Battery Malfunction	0
Electrical Component	0
Electrical Interconnect	0
Other Malfunction	0
Poss Early Battery Depltn	0
Software Malfunction	0
Therapy Compromised Malfunctions	2
Battery Malfunction	0
Electrical Component	0
Electrical Interconnect	2
Other Malfunction	0
Poss Early Battery Depltn	0
Software Malfunction	0



Curve Name

- Excluding Normal Battery Depletion
- Including Normal Battery Depletion

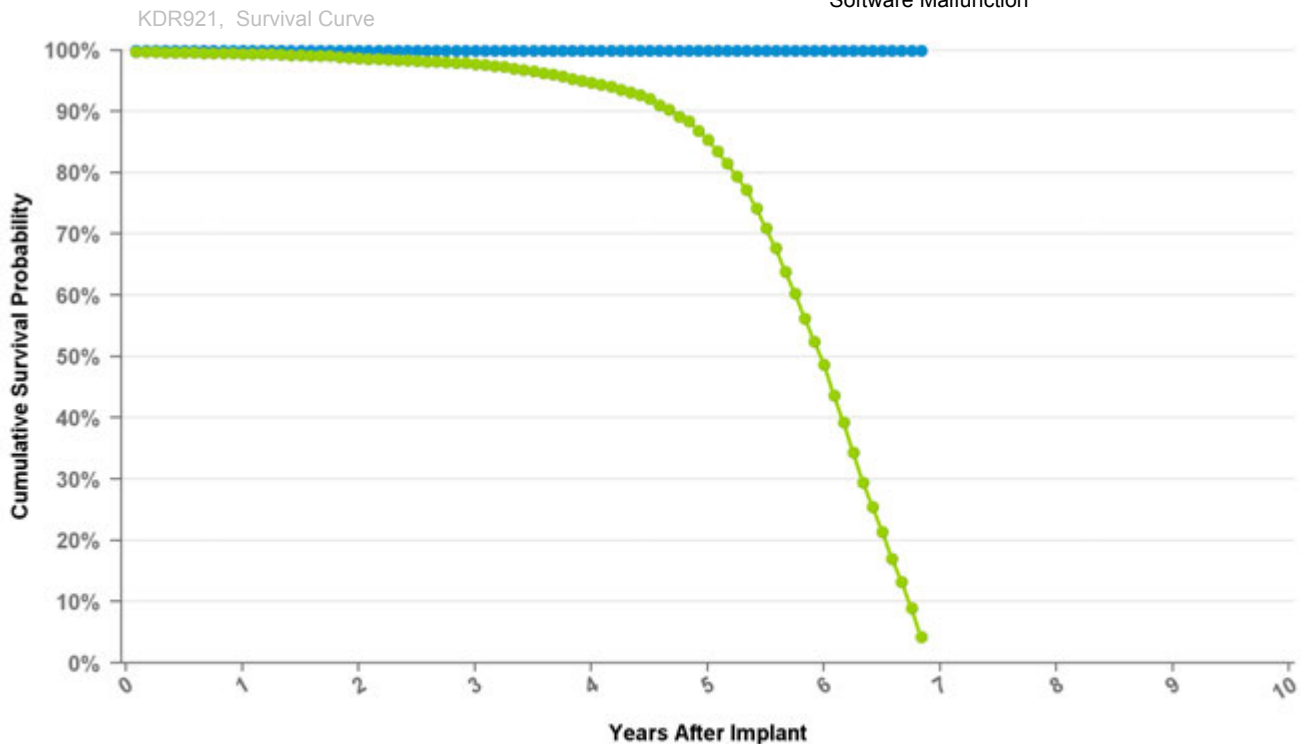
Years	1	2	3	4	5	6	7	8	9	10	at 122 mo
Excluding NBD	100.0%	100.0%	100.0%	100.0%	100.0%	100.0%	99.9%	99.9%	99.9%	99.9%	99.9%
Including NBD	99.7%	99.6%	99.3%	98.7%	97.6%	95.3%	86.2%	60.1%	27.5%	6.0%	1.9%
Effective Sample Size	108150	99181	90300	81810	73493	65140	53746	33317	12743	1536	469

Implantable Pulse Generator

KDR921 Kappa 900 DR

US Market Release Date	01/09/2002
CE Market Approval Date	09/28/2001
Registered US Implants	16,325
Estimated Active US Implants	923
Normal Battery Depletions (US)	2,906
NBG Code	DDDR

Total Malfunctions (US)	4
Therapy Not Compromised Malfunctions	1
Battery Malfunction	0
Electrical Component	1
Electrical Interconnect	0
Other Malfunction	0
Poss Early Battery Depltn	0
Software Malfunction	0
Therapy Compromised Malfunctions	3
Battery Malfunction	0
Electrical Component	0
Electrical Interconnect	3
Other Malfunction	0
Poss Early Battery Depltn	0
Software Malfunction	0



Curve Name

- Excluding Normal Battery Depletion
- Including Normal Battery Depletion

Years	1	2	3	4	5	6	at 82 mo
Excluding NBD	100.0%	100.0%	100.0%	100.0%	100.0%	99.9%	99.9%
Including NBD	99.5%	98.7%	97.8%	94.7%	85.4%	48.7%	4.3%
Effective Sample Size	13526	12036	10586	9087	7176	3151	228

Implantable Pulse Generator

KSR401

Kappa 400 SR

US Market Release Date 02/18/1998

CE Market Approval Date 11/12/1996

Registered US Implants 11,787

Estimated Active US Implants 518

Normal Battery Depletions (US) 1,291

NBG Code SSIR

Total Malfunctions (US) 4

Therapy Not Compromised Malfunctions 4

Battery Malfunction 0

Electrical Component 3

Electrical Interconnect 0

Other Malfunction 0

Poss Early Battery Depltn 1

Software Malfunction 0

Therapy Compromised Malfunctions 0

Battery Malfunction 0

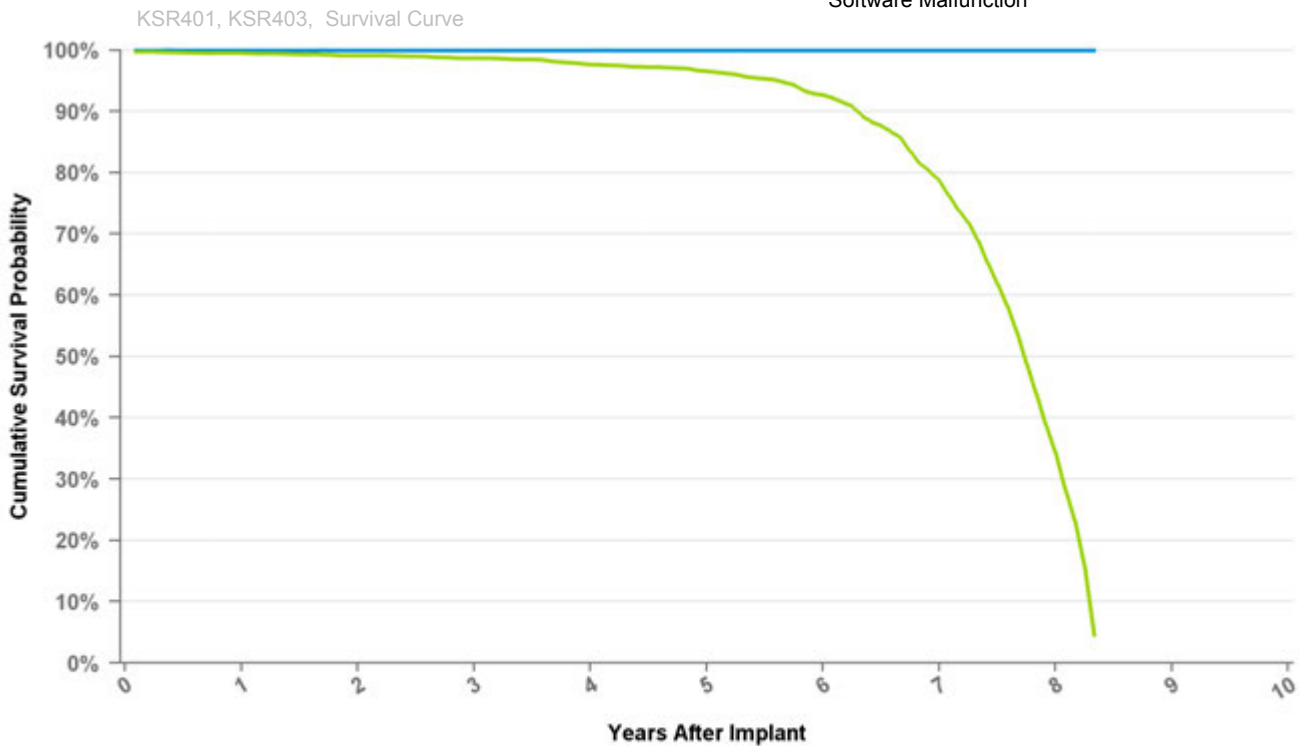
Electrical Component 0

Electrical Interconnect 0

Other Malfunction 0

Poss Early Battery Depltn 0

Software Malfunction 0



Curve Name

● Excluding Normal Battery Depletion ● Including Normal Battery Depletion

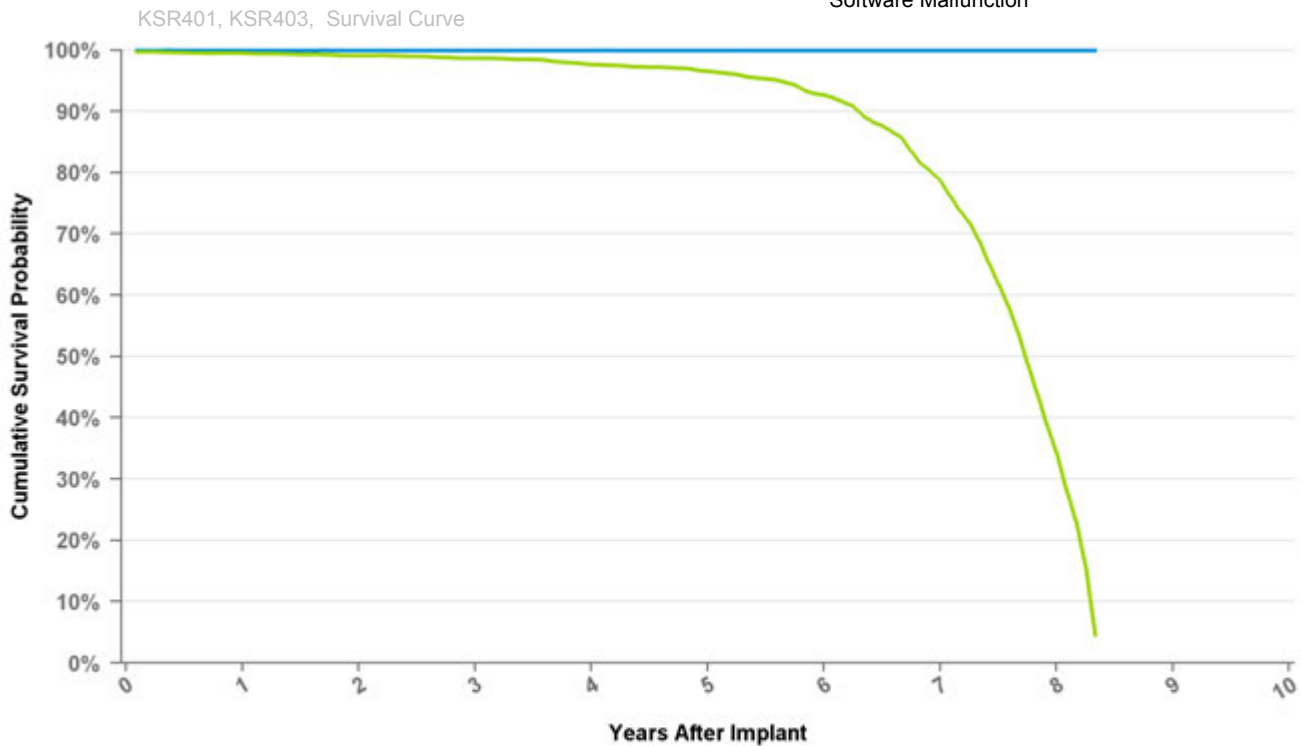
Years	1	2	3	4	5	6	7	8	at 100 mo
Excluding NBD	100.0%	100.0%	100.0%	100.0%	100.0%	99.9%	99.9%	99.9%	99.9%
Including NBD	99.5%	99.2%	98.7%	97.7%	96.6%	92.7%	78.7%	34.3%	4.5%
Effective Sample Size	11623	10109	8794	7562	6354	5087	3502	1045	218

Implantable Pulse Generator

KSR403 Kappa 400 SR

US Market Release Date	02/24/1998
CE Market Approval Date	11/12/1996
Registered US Implants	3,622
Estimated Active US Implants	251
Normal Battery Depletions (US)	400
NBG Code	SSIR

Total Malfunctions (US)	1
Therapy Not Compromised Malfunctions	0
Battery Malfunction	0
Electrical Component	0
Electrical Interconnect	0
Other Malfunction	0
Poss Early Battery Depltn	0
Software Malfunction	0
Therapy Compromised Malfunctions	1
Battery Malfunction	0
Electrical Component	0
Electrical Interconnect	1
Other Malfunction	0
Poss Early Battery Depltn	0
Software Malfunction	0



Curve Name

- Excluding Normal Battery Depletion
- Including Normal Battery Depletion

Years	1	2	3	4	5	6	7	8	at 100 mo
Excluding NBD	100.0%	100.0%	100.0%	100.0%	100.0%	99.9%	99.9%	99.9%	99.9%
Including NBD	99.5%	99.2%	98.7%	97.7%	96.6%	92.7%	78.7%	34.3%	4.5%
Effective Sample Size	11623	10109	8794	7562	6354	5087	3502	1045	218

Implantable Pulse Generator

KSR700

Kappa 700 SR

US Market Release Date

CE Market Approval Date

Registered US Implants 1

Estimated Active US Implants 0

Normal Battery Depletions (US) 0

NBG Code SSIR

Total Malfunctions (US) 0

Therapy Not Compromised Malfunctions 0

Battery Malfunction 0

Electrical Component 0

Electrical Interconnect 0

Other Malfunction 0

Poss Early Battery Depltn 0

Software Malfunction 0

Therapy Compromised Malfunctions 0

Battery Malfunction 0

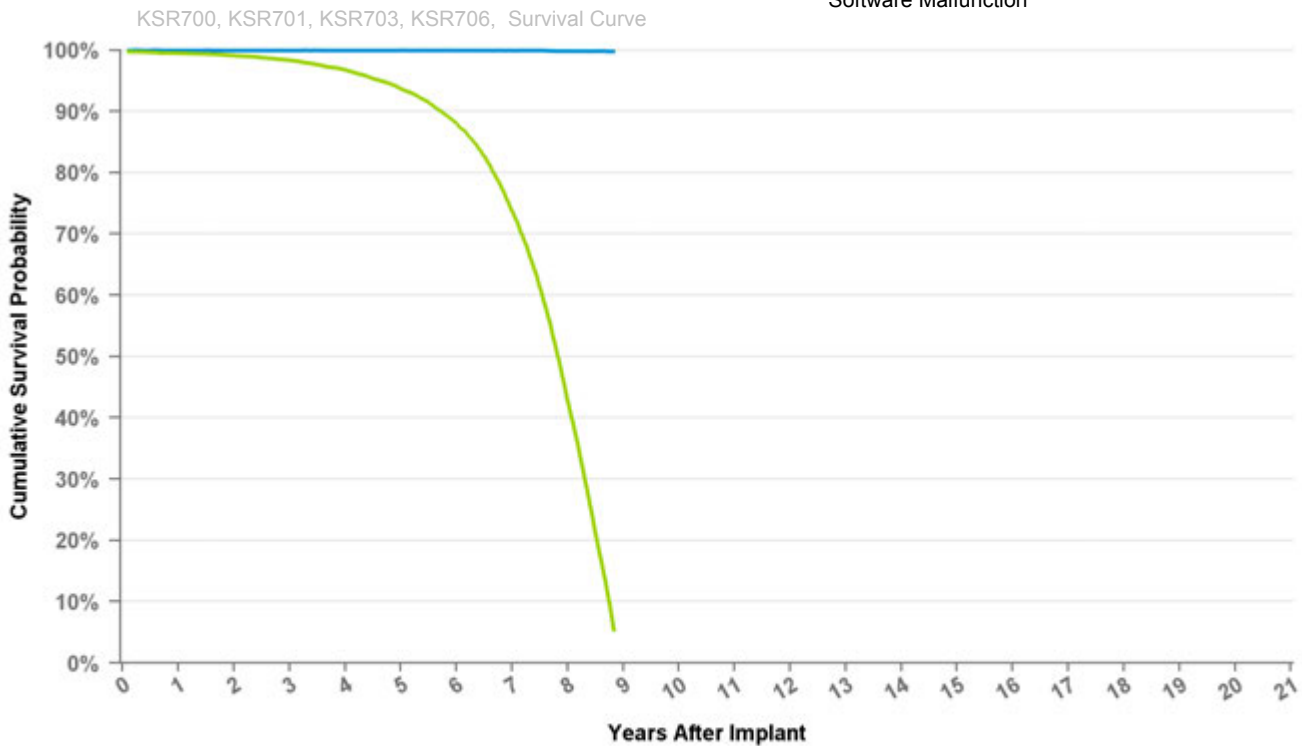
Electrical Component 0

Electrical Interconnect 0

Other Malfunction 0

Poss Early Battery Depltn 0

Software Malfunction 0



Curve Name

- Excluding Normal Battery Depletion
- Including Normal Battery Depletion

Years	1	2	3	4	5	6	7	8	at 106 mo
Excluding NBD	100.0%	100.0%	100.0%	100.0%	100.0%	100.0%	99.9%	99.9%	99.8%
Including NBD	99.5%	99.1%	98.4%	96.8%	93.7%	88.0%	73.8%	42.8%	5.3%
Effective Sample Size	41395	35433	29986	25068	20413	16037	11092	4962	467

Implantable Pulse Generator

KSR701

Kappa 700 SR

US Market Release Date 01/29/1999

CE Market Approval Date 03/20/1998

Registered US Implants 48,465

Estimated Active US Implants 2,670

Normal Battery Depletions (US) 5,174

NBG Code SSIR

Total Malfunctions (US) 22

Therapy Not Compromised Malfunctions 3

Battery Malfunction 0

Electrical Component 1

Electrical Interconnect 1

Other Malfunction 0

Poss Early Battery Depltn 1

Software Malfunction 0

Therapy Compromised Malfunctions 19

Battery Malfunction 0

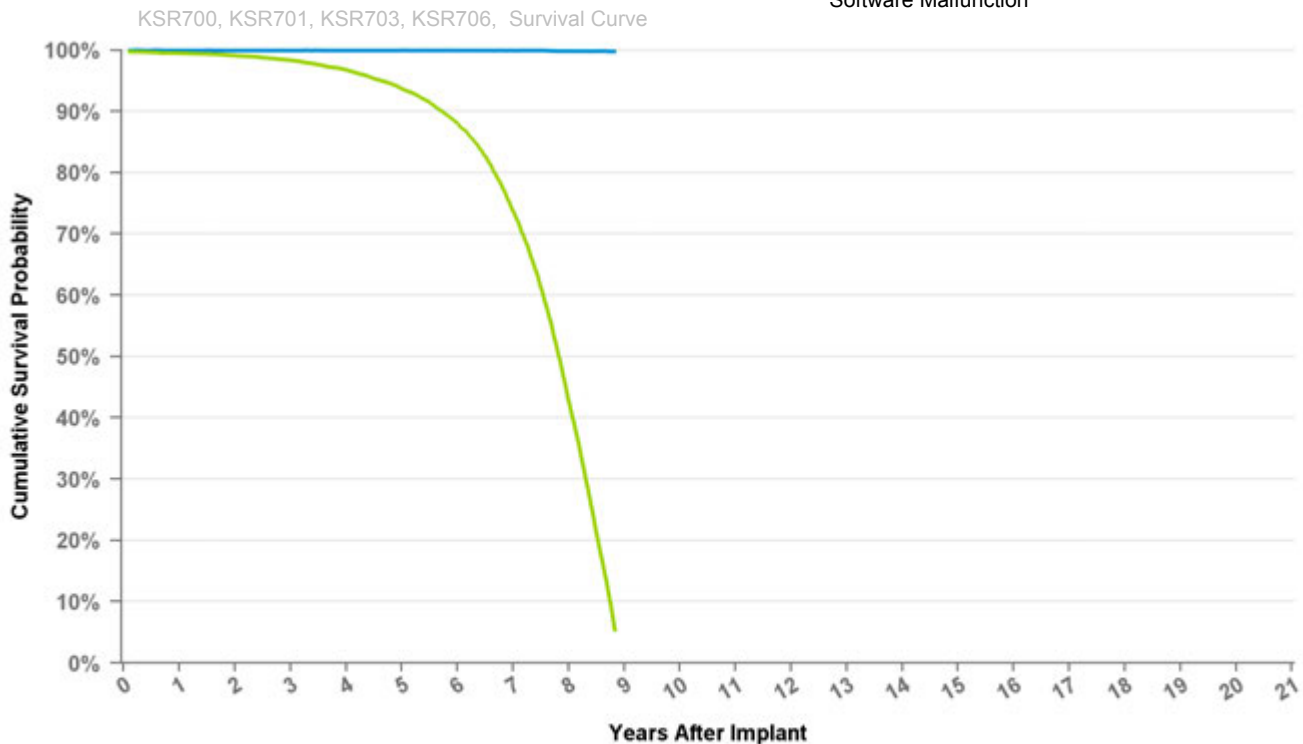
Electrical Component 2

Electrical Interconnect 17

Other Malfunction 0

Poss Early Battery Depltn 0

Software Malfunction 0



Curve Name

- Excluding Normal Battery Depletion
- Including Normal Battery Depletion

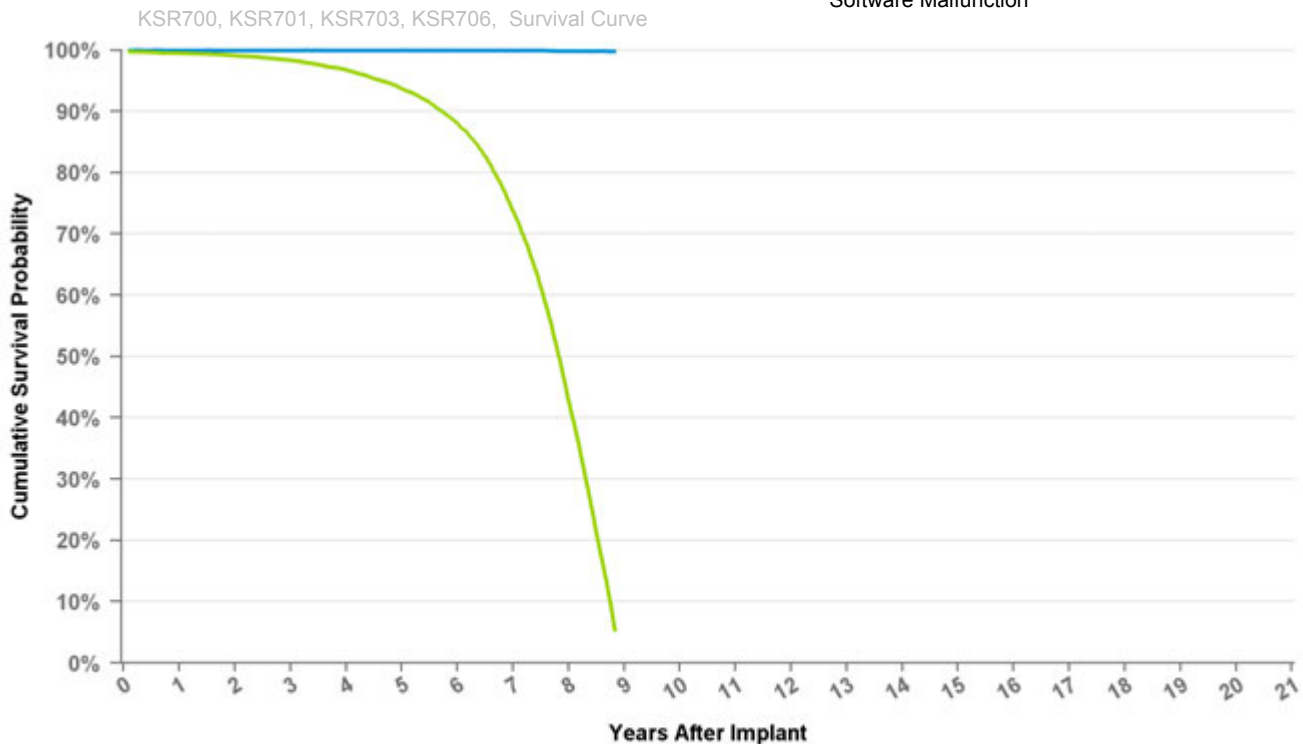
Years	1	2	3	4	5	6	7	8	at 106 mo
Excluding NBD	100.0%	100.0%	100.0%	100.0%	100.0%	100.0%	99.9%	99.9%	99.8%
Including NBD	99.5%	99.1%	98.4%	96.8%	93.7%	88.0%	73.8%	42.8%	5.3%
Effective Sample Size	41395	35433	29986	25068	20413	16037	11092	4962	467

Implantable Pulse Generator

KSR703 Kappa 700 SR

US Market Release Date	02/08/1999
CE Market Approval Date	03/20/1998
Registered US Implants	3,605
Estimated Active US Implants	179
Normal Battery Depletions (US)	395
NBG Code	SSIR

Total Malfunctions (US)	4
Therapy Not Compromised Malfunctions	0
Battery Malfunction	0
Electrical Component	0
Electrical Interconnect	0
Other Malfunction	0
Poss Early Battery Depltn	0
Software Malfunction	0
Therapy Compromised Malfunctions	4
Battery Malfunction	0
Electrical Component	1
Electrical Interconnect	3
Other Malfunction	0
Poss Early Battery Depltn	0
Software Malfunction	0



Curve Name

- Excluding Normal Battery Depletion
- Including Normal Battery Depletion

Years	1	2	3	4	5	6	7	8	at 106 mo
Excluding NBD	100.0%	100.0%	100.0%	100.0%	100.0%	100.0%	99.9%	99.9%	99.8%
Including NBD	99.5%	99.1%	98.4%	96.8%	93.7%	88.0%	73.8%	42.8%	5.3%
Effective Sample Size	41395	35433	29986	25068	20413	16037	11092	4962	467

Implantable Pulse Generator

KSR706

Kappa 700 SR

US Market Release Date 02/09/1999

CE Market Approval Date 03/20/1998

Registered US Implants 2,921

Estimated Active US Implants 158

Normal Battery Depletions (US) 302

NBG Code SSIR

Total Malfunctions (US) 2

Therapy Not Compromised Malfunctions 1

Battery Malfunction 0

Electrical Component 1

Electrical Interconnect 0

Other Malfunction 0

Poss Early Battery Depltn 0

Software Malfunction 0

Therapy Compromised Malfunctions 1

Battery Malfunction 0

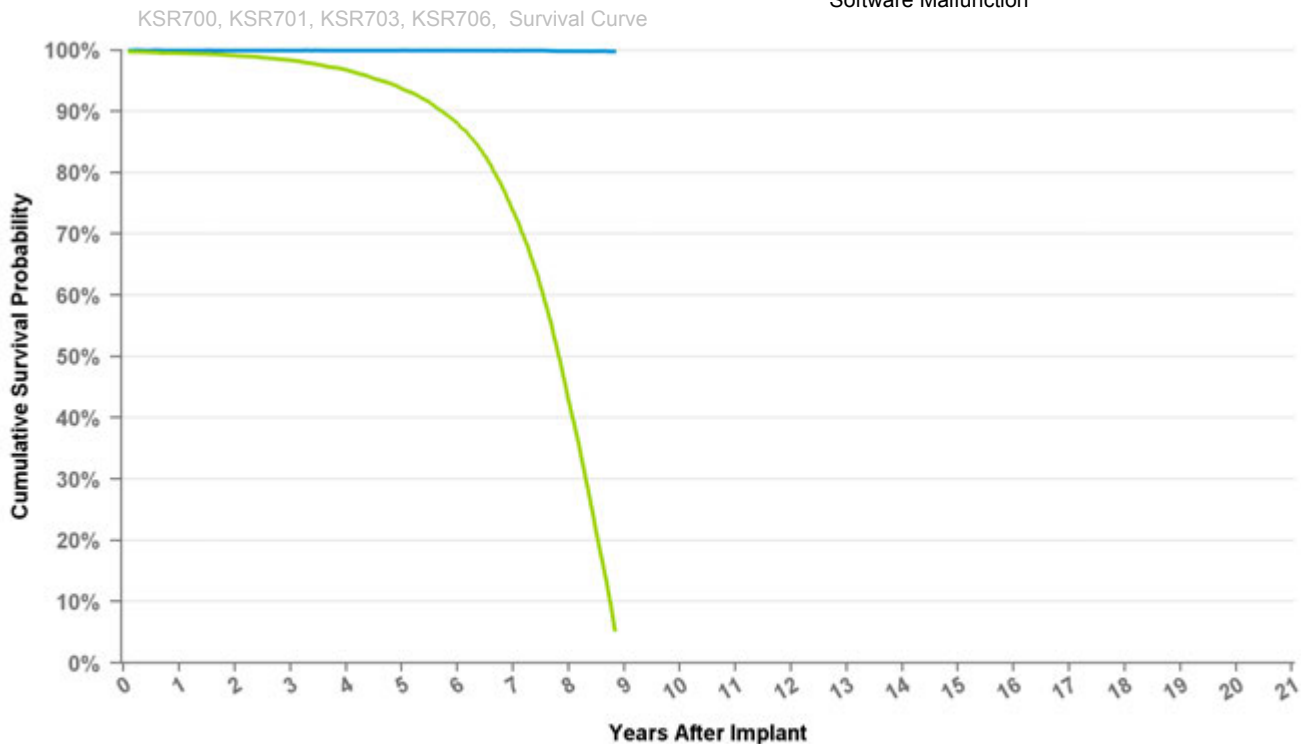
Electrical Component 1

Electrical Interconnect 0

Other Malfunction 0

Poss Early Battery Depltn 0

Software Malfunction 0



Curve Name

- Excluding Normal Battery Depletion
- Including Normal Battery Depletion

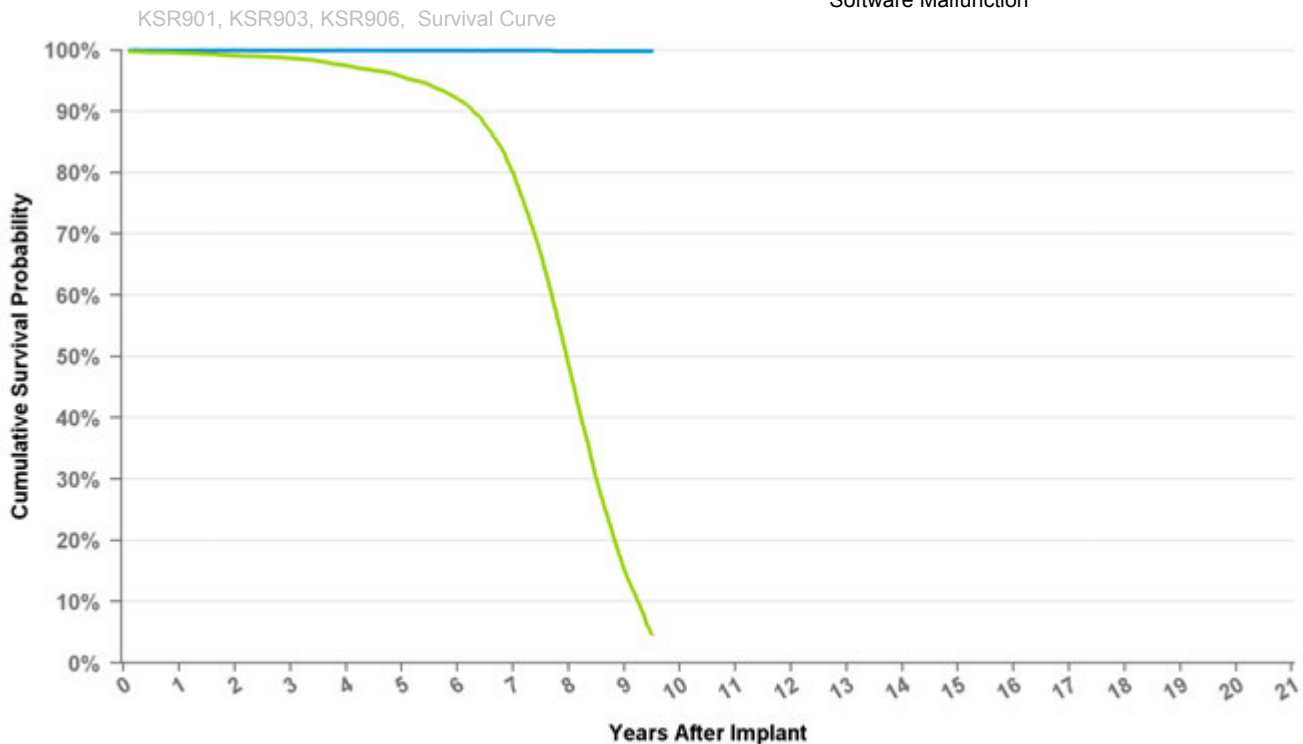
Years	1	2	3	4	5	6	7	8	at 106 mo
Excluding NBD	100.0%	100.0%	100.0%	100.0%	100.0%	100.0%	99.9%	99.9%	99.8%
Including NBD	99.5%	99.1%	98.4%	96.8%	93.7%	88.0%	73.8%	42.8%	5.3%
Effective Sample Size	41395	35433	29986	25068	20413	16037	11092	4962	467

Implantable Pulse Generator

KSR901 Kappa 900 SR

US Market Release Date	01/09/2002
CE Market Approval Date	09/28/2001
Registered US Implants	34,131
Estimated Active US Implants	2,452
Normal Battery Depletions (US)	4,232
NBG Code	SSIR

Total Malfunctions (US)	15
Therapy Not Compromised Malfunctions	7
Battery Malfunction	0
Electrical Component	6
Electrical Interconnect	0
Other Malfunction	0
Poss Early Battery Depltn	1
Software Malfunction	0
Therapy Compromised Malfunctions	8
Battery Malfunction	0
Electrical Component	0
Electrical Interconnect	8
Other Malfunction	0
Poss Early Battery Depltn	0
Software Malfunction	0



Curve Name

- Excluding Normal Battery Depletion
- Including Normal Battery Depletion

Years	1	2	3	4	5	6	7	8	9	at 114 mo
Excluding NBD	100.0%	100.0%	100.0%	100.0%	100.0%	99.9%	99.9%	99.9%	99.9%	99.9%
Including NBD	99.6%	99.1%	98.7%	97.5%	95.7%	92.1%	80.0%	48.6%	15.3%	4.7%
Effective Sample Size	28017	23828	20318	17099	14270	11666	8587	4276	989	189

Implantable Pulse Generator

KSR903 Kappa 900 SR

US Market Release Date 01/09/2002

CE Market Approval Date 09/28/2001

Registered US Implants 1,373

Estimated Active US Implants 85

Normal Battery Depletions (US) 166

NBG Code SSIR

Total Malfunctions (US) 1

Therapy Not Compromised Malfunctions 1

Battery Malfunction 0

Electrical Component 1

Electrical Interconnect 0

Other Malfunction 0

Poss Early Battery Depltn 0

Software Malfunction 0

Therapy Compromised Malfunctions 0

Battery Malfunction 0

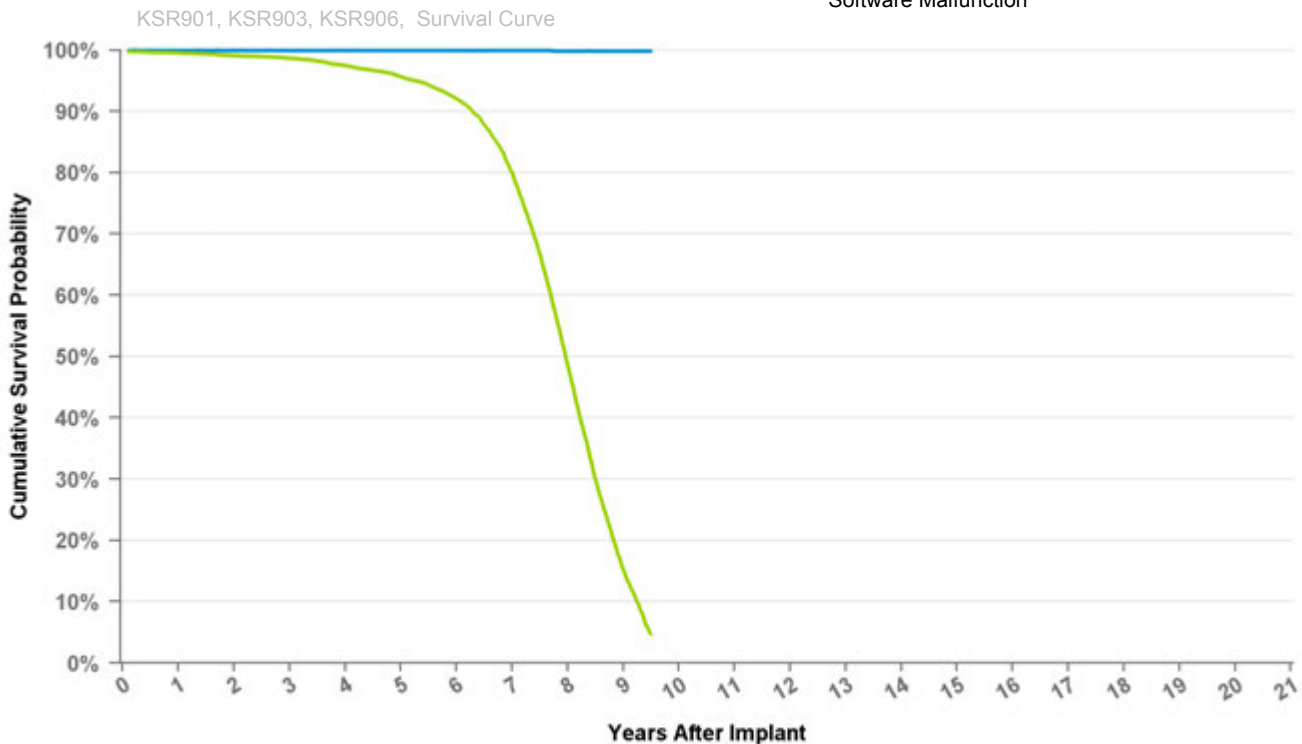
Electrical Component 0

Electrical Interconnect 0

Other Malfunction 0

Poss Early Battery Depltn 0

Software Malfunction 0



Curve Name

● Excluding Normal Battery Depletion ● Including Normal Battery Depletion

Years	1	2	3	4	5	6	7	8	9	at 114 mo
Excluding NBD	100.0%	100.0%	100.0%	100.0%	100.0%	99.9%	99.9%	99.9%	99.9%	99.9%
Including NBD	99.6%	99.1%	98.7%	97.5%	95.7%	92.1%	80.0%	48.6%	15.3%	4.7%
Effective Sample Size	28017	23828	20318	17099	14270	11666	8587	4276	989	189

Implantable Pulse Generator

KSR906

Kappa 900 SR

US Market Release Date 01/09/2002

CE Market Approval Date 09/28/2001

Registered US Implants 1,320

Estimated Active US Implants 91

Normal Battery Depletions (US) 180

NBG Code SSIR

Total Malfunctions (US) 1

Therapy Not Compromised Malfunctions 0

Battery Malfunction 0

Electrical Component 0

Electrical Interconnect 0

Other Malfunction 0

Poss Early Battery Depltn 0

Software Malfunction 0

Therapy Compromised Malfunctions 1

Battery Malfunction 0

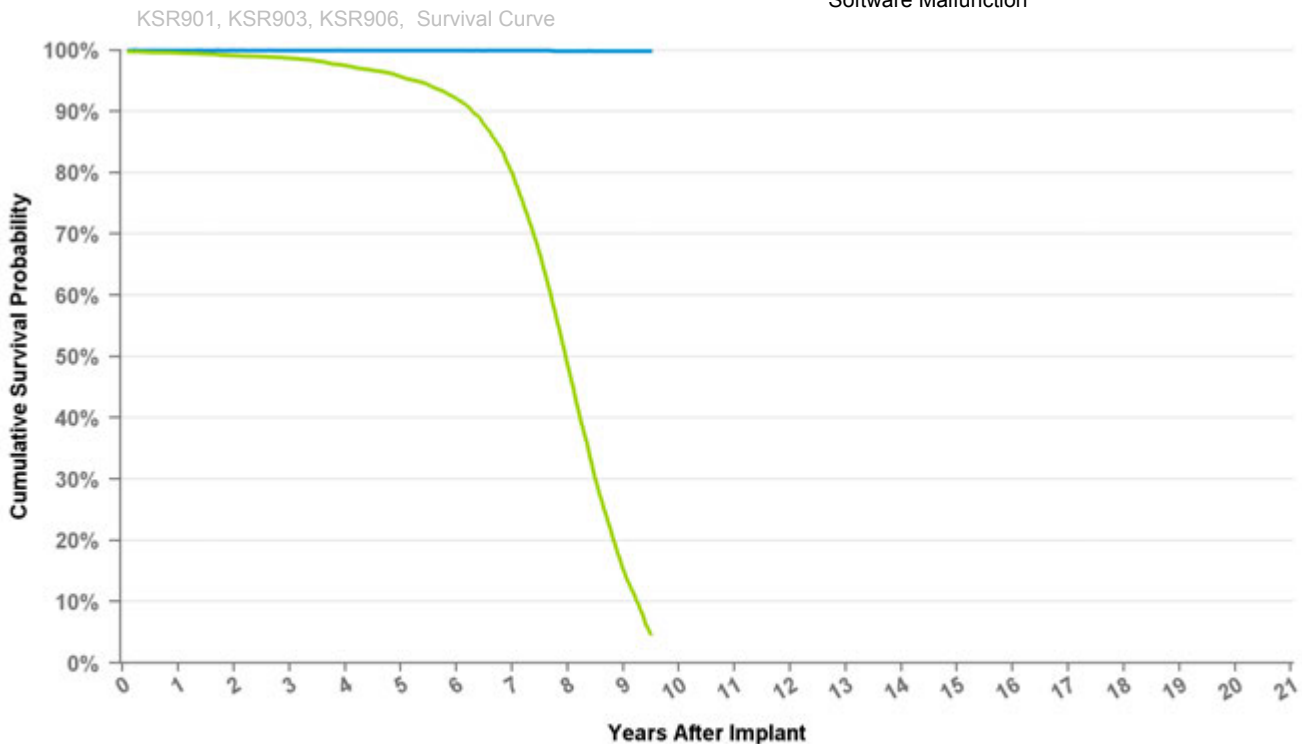
Electrical Component 0

Electrical Interconnect 1

Other Malfunction 0

Poss Early Battery Depltn 0

Software Malfunction 0



Curve Name

● Excluding Normal Battery Depletion ● Including Normal Battery Depletion

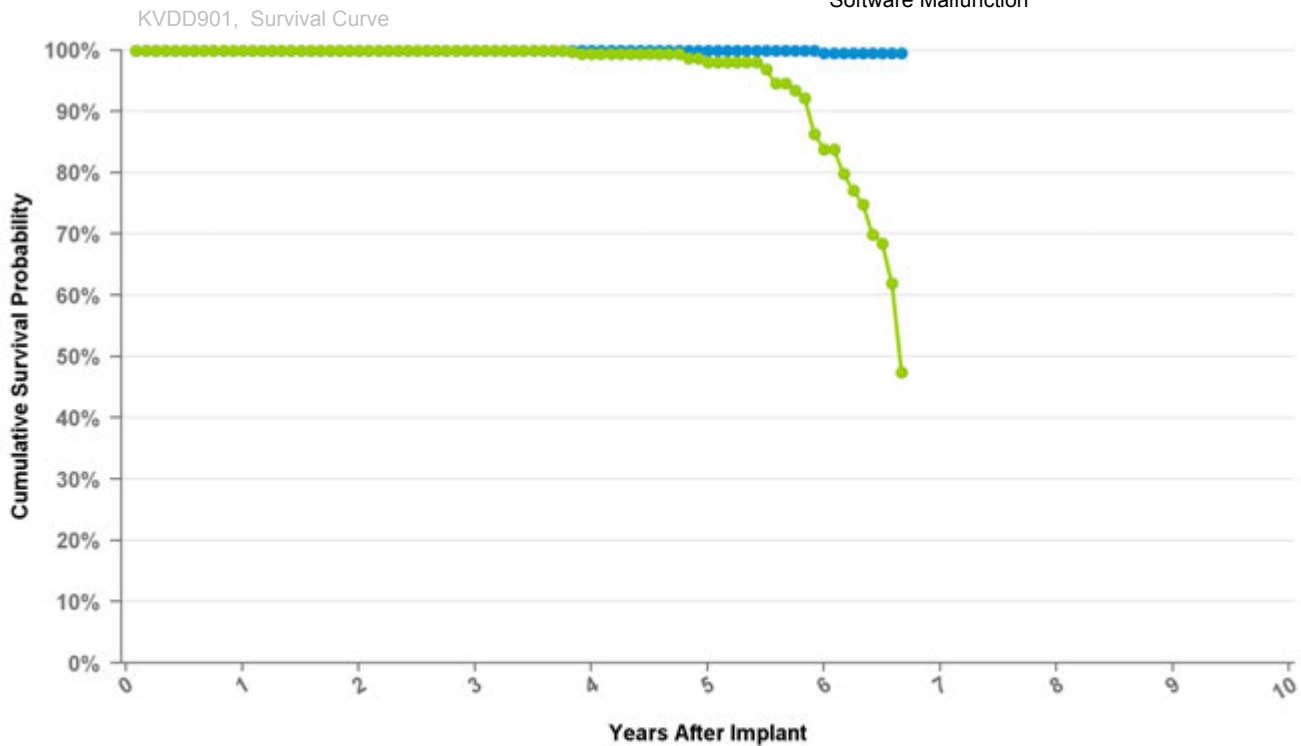
Years	1	2	3	4	5	6	7	8	9	at 114 mo
Excluding NBD	100.0%	100.0%	100.0%	100.0%	100.0%	99.9%	99.9%	99.9%	99.9%	99.9%
Including NBD	99.6%	99.1%	98.7%	97.5%	95.7%	92.1%	80.0%	48.6%	15.3%	4.7%
Effective Sample Size	28017	23828	20318	17099	14270	11666	8587	4276	989	189

Implantable Pulse Generator

KVDD901 Kappa 900 VDD

US Market Release Date	01/09/2002
CE Market Approval Date	09/28/2001
Registered US Implants	566
Estimated Active US Implants	48
Normal Battery Depletions (US)	81
NBG Code	VDD

Total Malfunctions (US)	1
Therapy Not Compromised Malfunctions	1
Battery Malfunction	0
Electrical Component	0
Electrical Interconnect	0
Other Malfunction	1
Poss Early Battery Depltn	0
Software Malfunction	0
Therapy Compromised Malfunctions	0
Battery Malfunction	0
Electrical Component	0
Electrical Interconnect	0
Other Malfunction	0
Poss Early Battery Depltn	0
Software Malfunction	0



Curve Name

- Excluding Normal Battery Depletion
- Including Normal Battery Depletion

Years	1	2	3	4	5	6	at 80 mo
Excluding NBD	100.0%	100.0%	100.0%	100.0%	100.0%	99.6%	99.6%
Including NBD	100.0%	100.0%	100.0%	99.4%	98.0%	83.9%	47.4%
Effective Sample Size	462	419	374	326	287	204	111

Implantable Pulse Generator

P1501DR EnRhythm DR

US Market Release Date 05/05/2005

CE Market Approval Date 08/13/2004

Registered US Implants 110,094

Estimated Active US Implants 32,889

Normal Battery Depletions (US) 10,111

NBG Code DDDRP

Total Malfunctions (US) 14,498

Therapy Not Compromised Malfunctions 14,443

Battery Malfunction 14,317

Electrical Component 57

Electrical Interconnect 2

Other Malfunction 2

Poss Early Battery Depltn 65

Software Malfunction 0

Therapy Compromised Malfunctions 55

Battery Malfunction 6

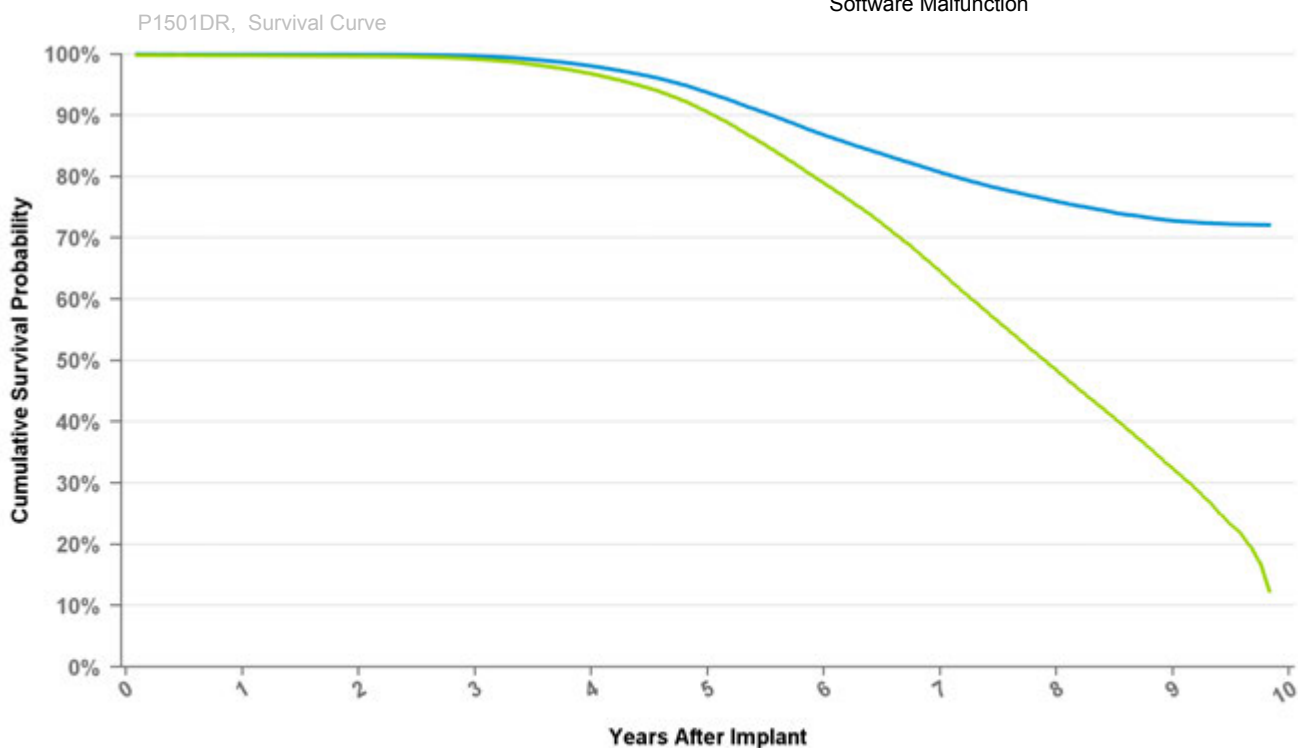
Electrical Component 38

Electrical Interconnect 4

Other Malfunction 5

Poss Early Battery Depltn 2

Software Malfunction 0



Curve Name

● Excluding Normal Battery Depletion ● Including Normal Battery Depletion

Years	1	2	3	4	5	6	7	8	9	at 118 mo
Excluding NBD	100.0%	99.9%	99.7%	98.1%	93.7%	86.8%	80.7%	76.0%	72.8%	72.1%
Including NBD	99.8%	99.7%	99.2%	96.8%	90.5%	78.9%	64.5%	48.4%	32.3%	12.3%
Effective Sample Size	94875	88629	82665	75690	64836	46764	30264	17125	7431	590

Implantable Pulse Generator

RED01

Relia D

US Market Release Date

CE Market Approval Date 05/07/2008

Registered US Implants 0

Estimated Active US Implants 0

Normal Battery Depletions (US) 0

NBG Code DDD

Total Malfunctions (US) 0

Therapy Not Compromised Malfunctions

Battery Malfunction 0

Electrical Component 0

Electrical Interconnect 0

Other Malfunction 0

Poss Early Battery Depltn 0

Software Malfunction 0

Therapy Compromised Malfunctions

Battery Malfunction 0

Electrical Component 0

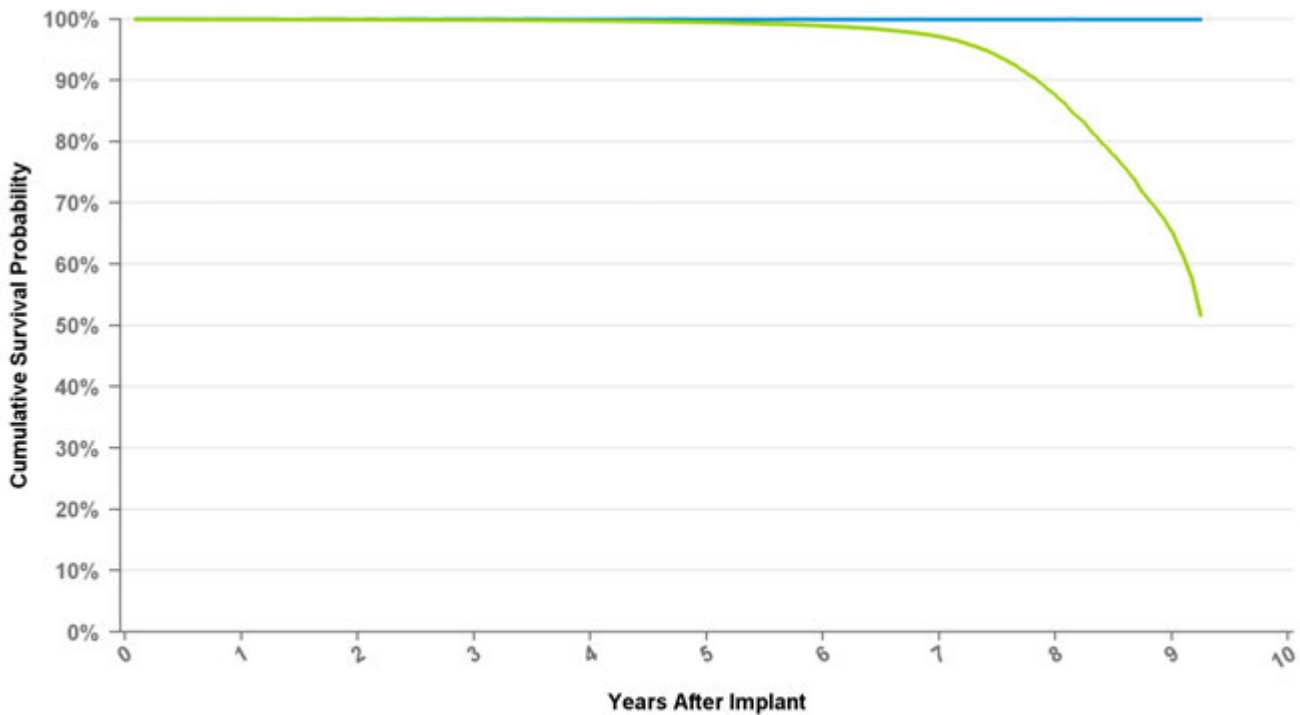
Electrical Interconnect 0

Other Malfunction 0

Poss Early Battery Depltn 0

Software Malfunction 0

ADDR01, ADDR03, ADDR06, ADD01, Survival Curve



Curve Name

● Excluding Normal Battery Depletion ● Including Normal Battery Depletion

Years	1	2	3	4	5	6	7	8	9	at 111 mo
Excluding NBD	100.0%	100.0%	100.0%	100.0%	100.0%	100.0%	100.0%	100.0%	100.0%	100.0%
Including NBD	99.9%	99.9%	99.9%	99.7%	99.5%	98.9%	97.2%	87.5%	65.4%	51.6%
Effective Sample Size	372904	326742	276225	224444	175617	125836	80536	38467	5904	1167

Implantable Pulse Generator

REDR01 Relia DR

US Market Release Date

CE Market Approval Date 05/07/2008

Registered US Implants 2

Estimated Active US Implants 1

Normal Battery Depletions (US) 0

NBG Code DDDR

Total Malfunctions (US) 0

Therapy Not Compromised Malfunctions

Battery Malfunction 0

Electrical Component 0

Electrical Interconnect 0

Other Malfunction 0

Poss Early Battery Depltn 0

Software Malfunction 0

Therapy Compromised Malfunctions

Battery Malfunction 0

Electrical Component 0

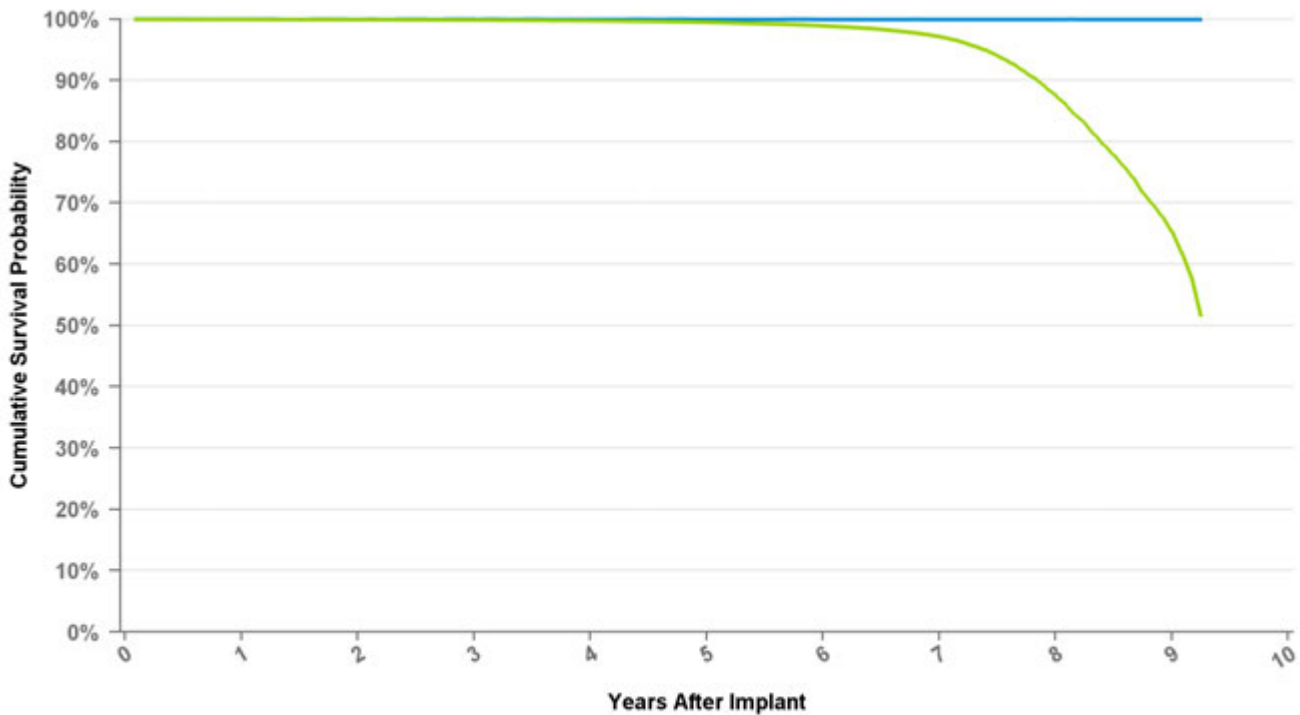
Electrical Interconnect 0

Other Malfunction 0

Poss Early Battery Depltn 0

Software Malfunction 0

ADDR01, ADDR03, ADDR06, ADD01, Survival Curve



Curve Name

● Excluding Normal Battery Depletion ● Including Normal Battery Depletion

Years	1	2	3	4	5	6	7	8	9	at 111 mo
Excluding NBD	100.0%	100.0%	100.0%	100.0%	100.0%	100.0%	100.0%	100.0%	100.0%	100.0%
Including NBD	99.9%	99.9%	99.9%	99.7%	99.5%	98.9%	97.2%	87.5%	65.4%	51.6%
Effective Sample Size	372904	326742	276225	224444	175617	125836	80536	38467	5904	1167

Implantable Pulse Generator

RES01

Relia S

US Market Release Date

CE Market Approval Date 05/07/2008

Registered US Implants 2

Estimated Active US Implants 1

Normal Battery Depletions (US) 0

NBG Code AAI/VVI

Total Malfunctions (US) 0

Therapy Not Compromised Malfunctions

Battery Malfunction 0

Electrical Component 0

Electrical Interconnect 0

Other Malfunction 0

Poss Early Battery Depltn 0

Software Malfunction 0

Therapy Compromised Malfunctions

Battery Malfunction 0

Electrical Component 0

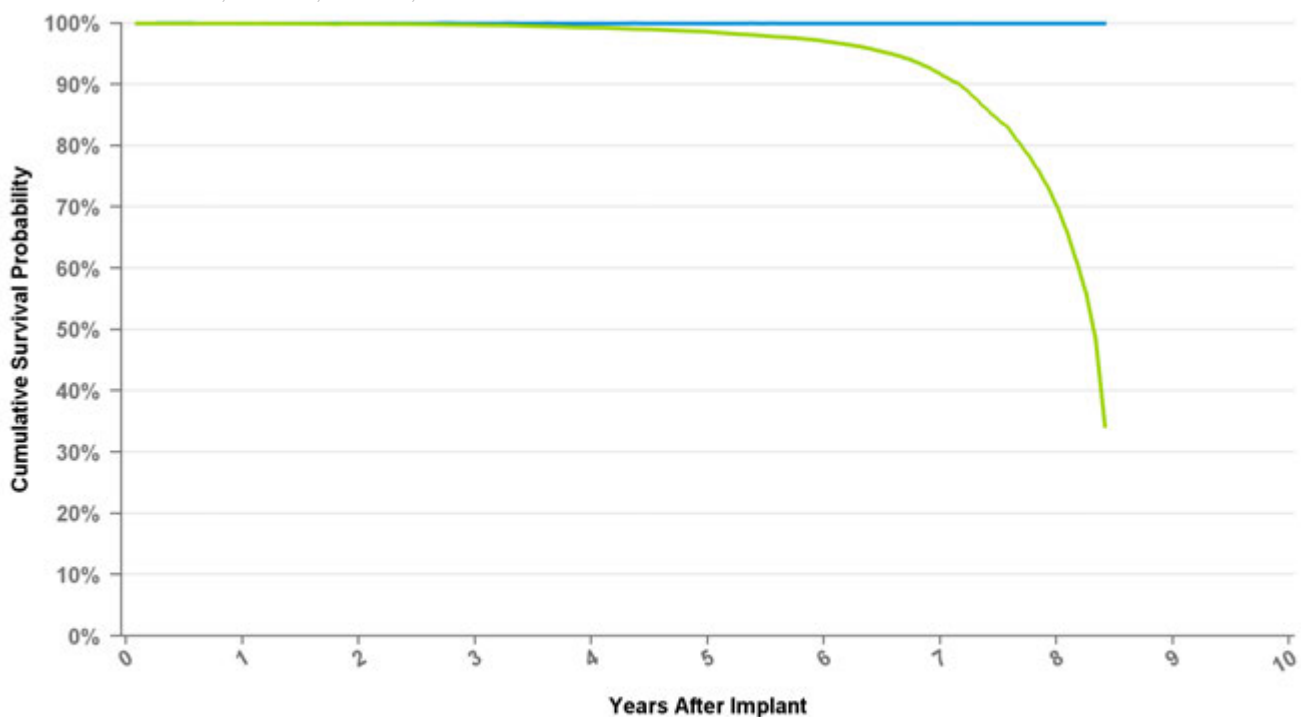
Electrical Interconnect 0

Other Malfunction 0

Poss Early Battery Depltn 0

Software Malfunction 0

ADSR01, ADSR03, ADSR06, Survival Curve



Curve Name

- Excluding Normal Battery Depletion
- Including Normal Battery Depletion

Years	1	2	3	4	5	6	7	8	at 101 mo
Excluding NBD	100.0%	100.0%	100.0%	100.0%	100.0%	100.0%	100.0%	100.0%	100.0%
Including NBD	99.9%	99.9%	99.7%	99.3%	98.6%	97.1%	91.7%	70.3%	34.2%
Effective Sample Size	67587	53445	41190	30405	21645	14493	8006	2164	291

Implantable Pulse Generator

RESR01 Relia SR

US Market Release Date

CE Market Approval Date 05/07/2008

Registered US Implants 0

Estimated Active US Implants 0

Normal Battery Depletions (US) 0

NBG Code AAIR/VVIR, AAI/VVI

Total Malfunctions (US) 0

Therapy Not Compromised Malfunctions

Battery Malfunction 0

Electrical Component 0

Electrical Interconnect 0

Other Malfunction 0

Poss Early Battery Depltn 0

Software Malfunction 0

Therapy Compromised Malfunctions

Battery Malfunction 0

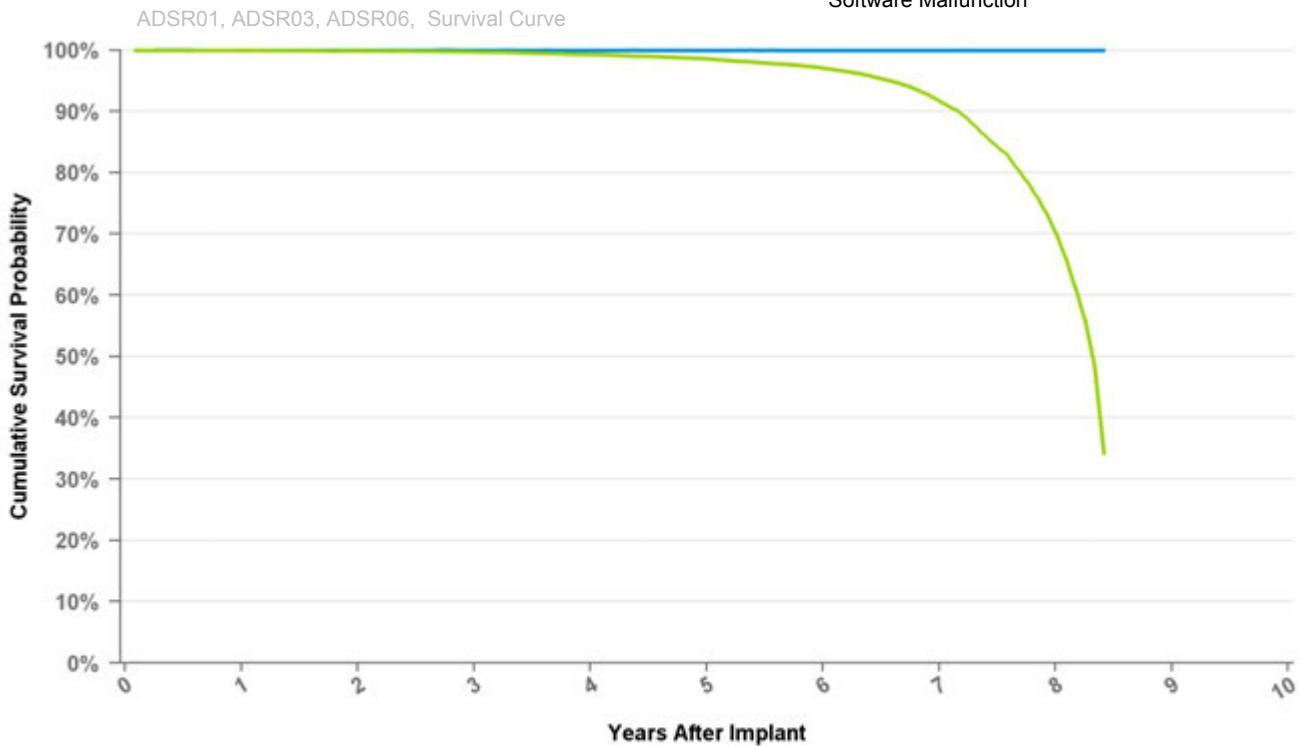
Electrical Component 0

Electrical Interconnect 0

Other Malfunction 0

Poss Early Battery Depltn 0

Software Malfunction 0



Curve Name

● Excluding Normal Battery Depletion ● Including Normal Battery Depletion

Years	1	2	3	4	5	6	7	8	at 101 mo
Excluding NBD	100.0%	100.0%	100.0%	100.0%	100.0%	100.0%	100.0%	100.0%	100.0%
Including NBD	99.9%	99.9%	99.7%	99.3%	98.6%	97.1%	91.7%	70.3%	34.2%
Effective Sample Size	67587	53445	41190	30405	21645	14493	8006	2164	291

Implantable Pulse Generator

REVDD01 Relia VDD

US Market Release Date

CE Market Approval Date 05/07/2008

Registered US Implants 0

Estimated Active US Implants 0

Normal Battery Depletions (US) 0

NBG Code VDD

Total Malfunctions (US) 0

Therapy Not Compromised Malfunctions

Battery Malfunction 0

Electrical Component 0

Electrical Interconnect 0

Other Malfunction 0

Poss Early Battery Depltn 0

Software Malfunction 0

Therapy Compromised Malfunctions

Battery Malfunction 0

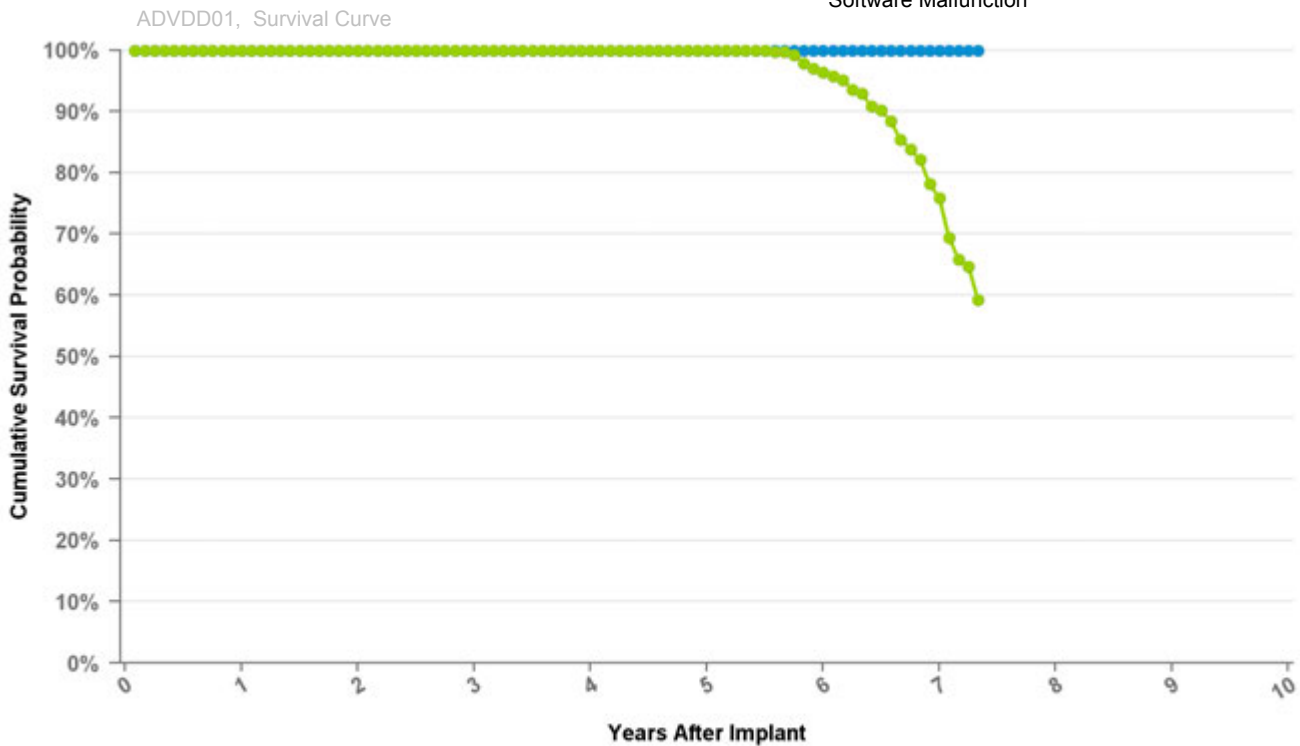
Electrical Component 0

Electrical Interconnect 0

Other Malfunction 0

Poss Early Battery Depltn 0

Software Malfunction 0



Curve Name

● Excluding Normal Battery Depletion ● Including Normal Battery Depletion

Years	1	2	3	4	5	6	7	at 88 mo
Excluding NBD	100.0%	100.0%	100.0%	100.0%	100.0%	100.0%	100.0%	100.0%
Including NBD	100.0%	100.0%	100.0%	100.0%	100.0%	96.4%	75.9%	59.3%
Effective Sample Size	890	803	669	553	444	336	168	107

Implantable Pulse Generator

RVDR01 Revo MRI SureScan

US Market Release Date 02/08/2011

CE Market Approval Date

Registered US Implants 66,962

Estimated Active US Implants 58,860

Normal Battery Depletions (US) 19

NBG Code DDDRP

Total Malfunctions (US) 38

Therapy Not Compromised Malfunctions 35

Battery Malfunction 1

Electrical Component 24

Electrical Interconnect 0

Other Malfunction 0

Poss Early Battery Depltn 7

Software Malfunction 3

Therapy Compromised Malfunctions 3

Battery Malfunction 0

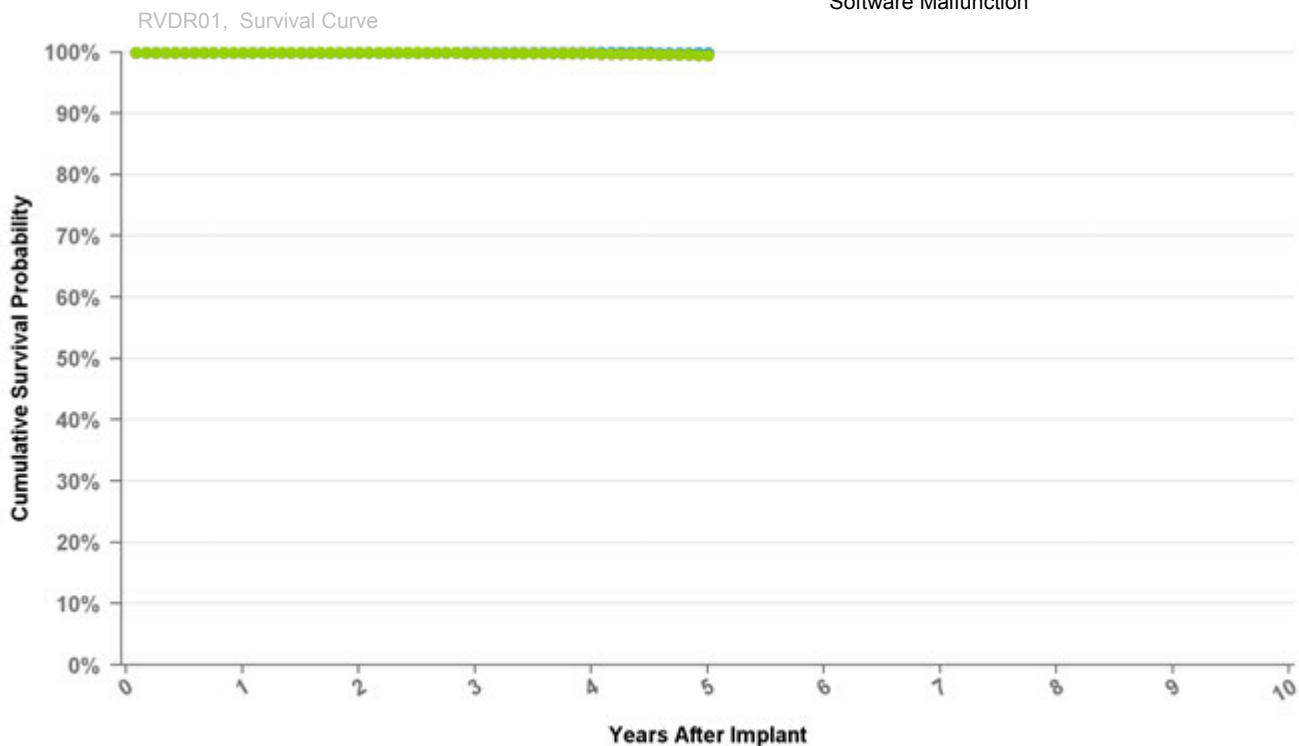
Electrical Component 3

Electrical Interconnect 0

Other Malfunction 0

Poss Early Battery Depltn 0

Software Malfunction 0



Curve Name

● Excluding Normal Battery Depletion ● Including Normal Battery Depletion

Years	1	2	3	4	at 60 mo
Excluding NBD	100.0%	100.0%	100.0%	99.9%	99.9%
Including NBD	100.0%	99.9%	99.9%	99.8%	99.5%
Effective Sample Size	58934	55054	47055	23127	1132

Implantable Pulse Generator

SD203

Sigma 200 D

US Market Release Date 08/31/1999

CE Market Approval Date 12/17/1998

Registered US Implants 229

Estimated Active US Implants 16

Normal Battery Depletions (US) 19

NBG Code DDD

Total Malfunctions (US) 1

Therapy Not Compromised Malfunctions 0

Battery Malfunction 0

Electrical Component 0

Electrical Interconnect 0

Other Malfunction 0

Poss Early Battery Depltn 0

Software Malfunction 0

Therapy Compromised Malfunctions 1

Battery Malfunction 0

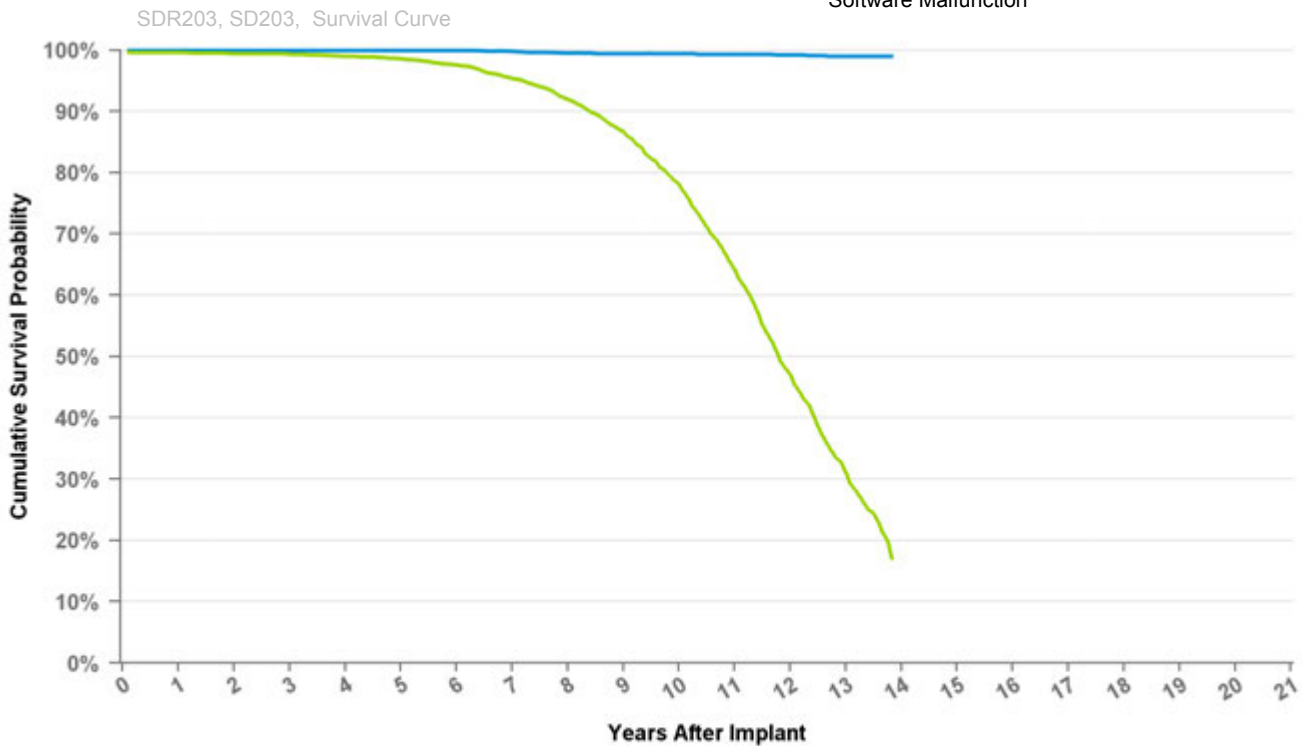
Electrical Component 0

Electrical Interconnect 1

Other Malfunction 0

Poss Early Battery Depltn 0

Software Malfunction 0



Curve Name

● Excluding Normal Battery Depletion ● Including Normal Battery Depletion

Years	1	2	3	4	5	6	7	8	9	10	11	12	13	at 166 mo
Excluding NBD	100.0%	100.0%	100.0%	100.0%	99.9%	99.9%	99.8%	99.6%	99.5%	99.4%	99.4%	99.2%	99.0%	99.0%
Including NBD	99.6%	99.5%	99.4%	99.0%	98.6%	97.6%	95.4%	92.0%	86.7%	78.1%	64.3%	47.2%	31.2%	17.0%
Effective Sample Size	12593	11274	9968	8821	7707	6703	5706	4811	4005	3175	2251	1273	543	111

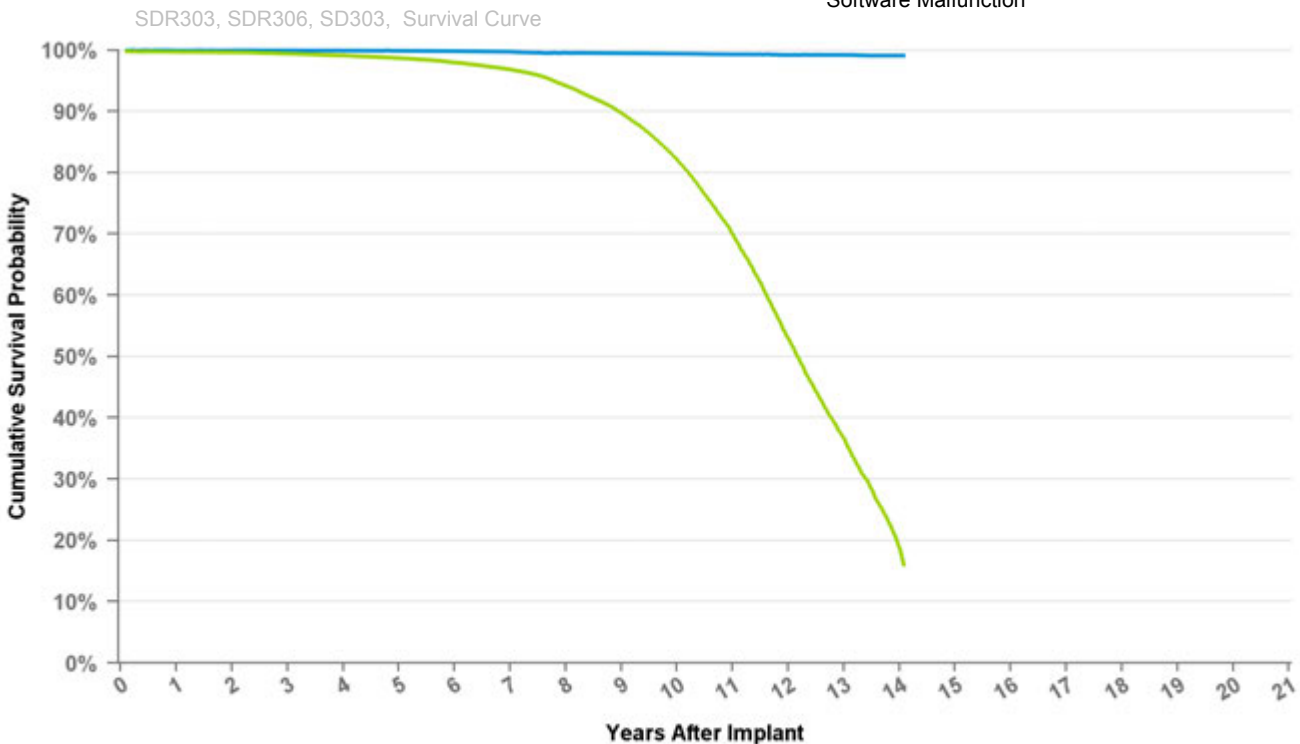
Implantable Pulse Generator

SD303

Sigma 300 D

US Market Release Date	08/26/1999
CE Market Approval Date	12/17/1998
Registered US Implants	131
Estimated Active US Implants	23
Normal Battery Depletions (US)	6
NBG Code	DDD

Total Malfunctions (US)	2
Therapy Not Compromised Malfunctions	0
Battery Malfunction	0
Electrical Component	0
Electrical Interconnect	0
Other Malfunction	0
Poss Early Battery Depltn	0
Software Malfunction	0
Therapy Compromised Malfunctions	2
Battery Malfunction	0
Electrical Component	0
Electrical Interconnect	2
Other Malfunction	0
Poss Early Battery Depltn	0
Software Malfunction	0



Curve Name

- Excluding Normal Battery Depletion
- Including Normal Battery Depletion

Years	1	2	3	4	5	6	7	8	9	10	11	12	13	14	at 169 mo
Excluding NBD	100.0%	100.0%	100.0%	99.9%	99.9%	99.8%	99.7%	99.6%	99.5%	99.4%	99.3%	99.3%	99.2%	99.1%	99.1%
Including NBD	99.7%	99.7%	99.4%	99.1%	98.7%	98.0%	96.9%	94.2%	89.7%	82.1%	70.0%	53.0%	36.8%	18.9%	16.0%
Effective Sample Size	86334	77040	68419	60278	52947	46443	40385	34952	29130	22202	14818	8044	3072	325	177

Implantable Pulse Generator

SDR203 Sigma 200 DR

US Market Release Date 08/31/1999

CE Market Approval Date 12/17/1998

Registered US Implants 15,646

Estimated Active US Implants 1,466

Normal Battery Depletions (US) 1,367

NBG Code DDDR

Total Malfunctions (US) 41

Therapy Not Compromised Malfunctions 10

Battery Malfunction 0

Electrical Component 1

Electrical Interconnect 9

Other Malfunction 0

Poss Early Battery Depltn 0

Software Malfunction 0

Therapy Compromised Malfunctions 31

Battery Malfunction 0

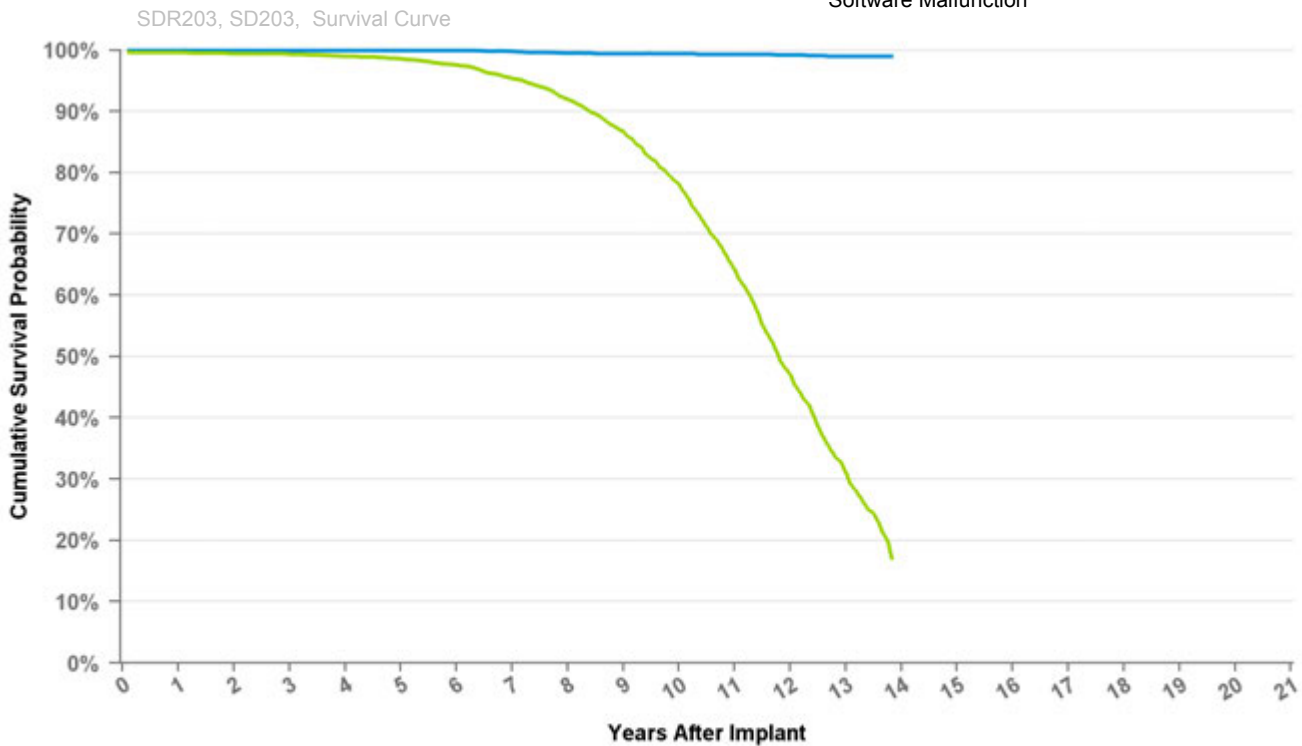
Electrical Component 2

Electrical Interconnect 28

Other Malfunction 1

Poss Early Battery Depltn 0

Software Malfunction 0



Curve Name

● Excluding Normal Battery Depletion ● Including Normal Battery Depletion

Years	1	2	3	4	5	6	7	8	9	10	11	12	13	at 166 mo
Excluding NBD	100.0%	100.0%	100.0%	100.0%	99.9%	99.9%	99.8%	99.6%	99.5%	99.4%	99.4%	99.2%	99.0%	99.0%
Including NBD	99.6%	99.5%	99.4%	99.0%	98.6%	97.6%	95.4%	92.0%	86.7%	78.1%	64.3%	47.2%	31.2%	17.0%
Effective Sample Size	12593	11274	9968	8821	7707	6703	5706	4811	4005	3175	2251	1273	543	111

Implantable Pulse Generator

SDR303 Sigma 300 DR

US Market Release Date 08/26/1999

CE Market Approval Date 12/17/1998

Registered US Implants 105,531

Estimated Active US Implants 16,043

Normal Battery Depletions (US) 8,506

NBG Code DDD/RO

Total Malfunctions (US) 282

Therapy Not Compromised Malfunctions 60

Battery Malfunction 0

Electrical Component 9

Electrical Interconnect 49

Other Malfunction 1

Poss Early Battery Depltn 1

Software Malfunction 0

Therapy Compromised Malfunctions 222

Battery Malfunction 0

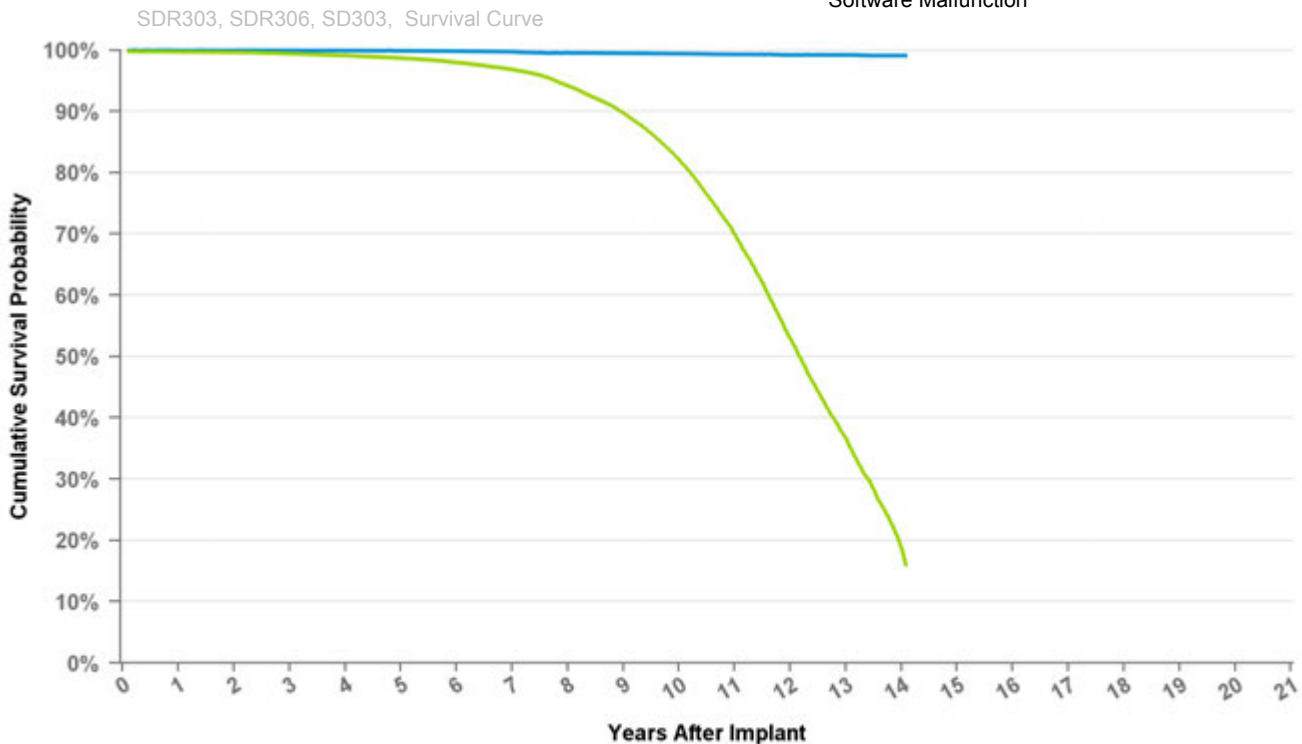
Electrical Component 7

Electrical Interconnect 214

Other Malfunction 1

Poss Early Battery Depltn 0

Software Malfunction 0



Curve Name

● Excluding Normal Battery Depletion ● Including Normal Battery Depletion

Years	1	2	3	4	5	6	7	8	9	10	11	12	13	14	at 169 mo
Excluding NBD	100.0%	100.0%	100.0%	99.9%	99.9%	99.8%	99.7%	99.6%	99.5%	99.4%	99.3%	99.3%	99.2%	99.1%	99.1%
Including NBD	99.7%	99.7%	99.4%	99.1%	98.7%	98.0%	96.9%	94.2%	89.7%	82.1%	70.0%	53.0%	36.8%	18.9%	16.0%
Effective Sample Size	86334	77040	68419	60278	52947	46443	40385	34952	29130	22202	14818	8044	3072	325	177

Implantable Pulse Generator

SDR306 Sigma 300 DR

US Market Release Date 08/30/1999

CE Market Approval Date 12/17/1998

Registered US Implants 1,209

Estimated Active US Implants 106

Normal Battery Depletions (US) 158

NBG Code DDD/RO

Total Malfunctions (US) 5

Therapy Not Compromised Malfunctions 0

Battery Malfunction 0

Electrical Component 0

Electrical Interconnect 0

Other Malfunction 0

Poss Early Battery Depltn 0

Software Malfunction 0

Therapy Compromised Malfunctions 5

Battery Malfunction 0

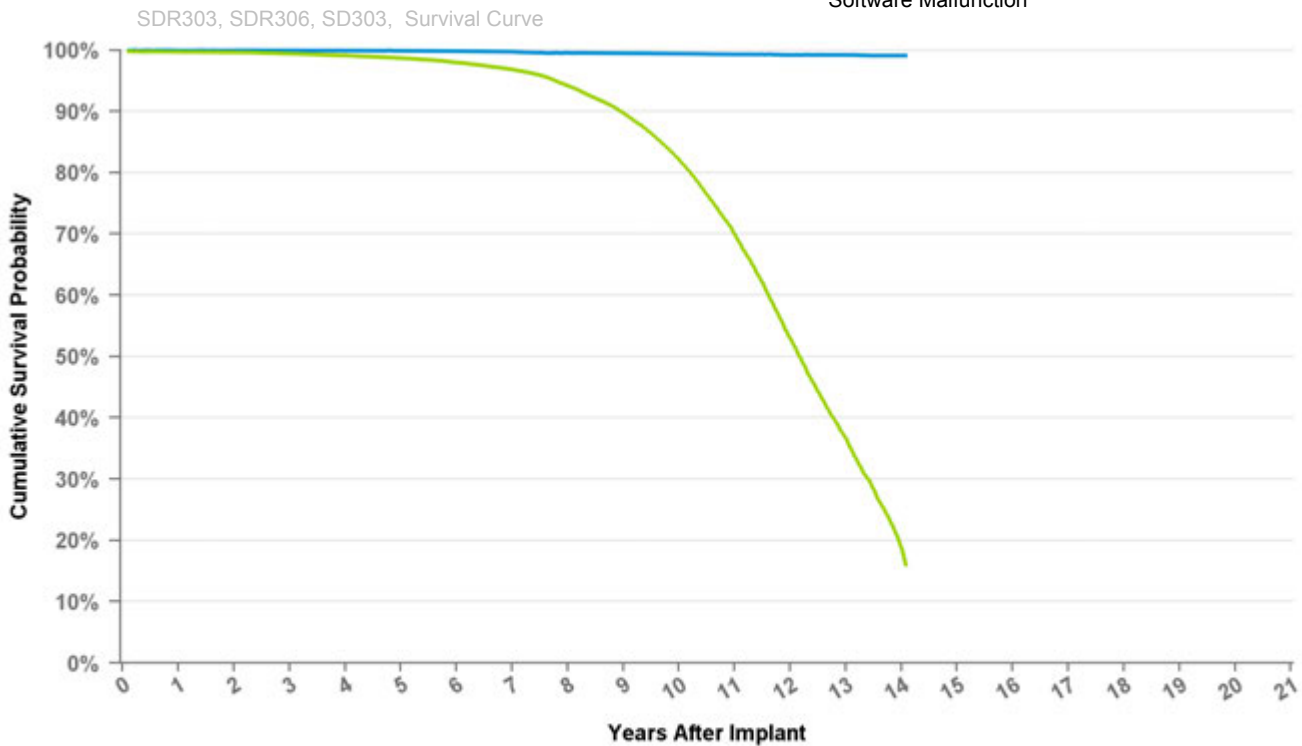
Electrical Component 0

Electrical Interconnect 5

Other Malfunction 0

Poss Early Battery Depltn 0

Software Malfunction 0



Curve Name

● Excluding Normal Battery Depletion ● Including Normal Battery Depletion

Years	1	2	3	4	5	6	7	8	9	10	11	12	13	14	at 169 mo
Excluding NBD	100.0%	100.0%	100.0%	99.9%	99.9%	99.8%	99.7%	99.6%	99.5%	99.4%	99.3%	99.3%	99.2%	99.1%	99.1%
Including NBD	99.7%	99.7%	99.4%	99.1%	98.7%	98.0%	96.9%	94.2%	89.7%	82.1%	70.0%	53.0%	36.8%	18.9%	16.0%
Effective Sample Size	86334	77040	68419	60278	52947	46443	40385	34952	29130	22202	14818	8044	3072	325	177

Implantable Pulse Generator

SED01

Sensia D

US Market Release Date 07/17/2006

CE Market Approval Date 09/20/2005

Registered US Implants 5

Estimated Active US Implants 4

Normal Battery Depletions (US) 0

NBG Code DDD

Total Malfunctions (US) 0

Therapy Not Compromised Malfunctions 0

Battery Malfunction 0

Electrical Component 0

Electrical Interconnect 0

Other Malfunction 0

Poss Early Battery Depltn 0

Software Malfunction 0

Therapy Compromised Malfunctions 0

Battery Malfunction 0

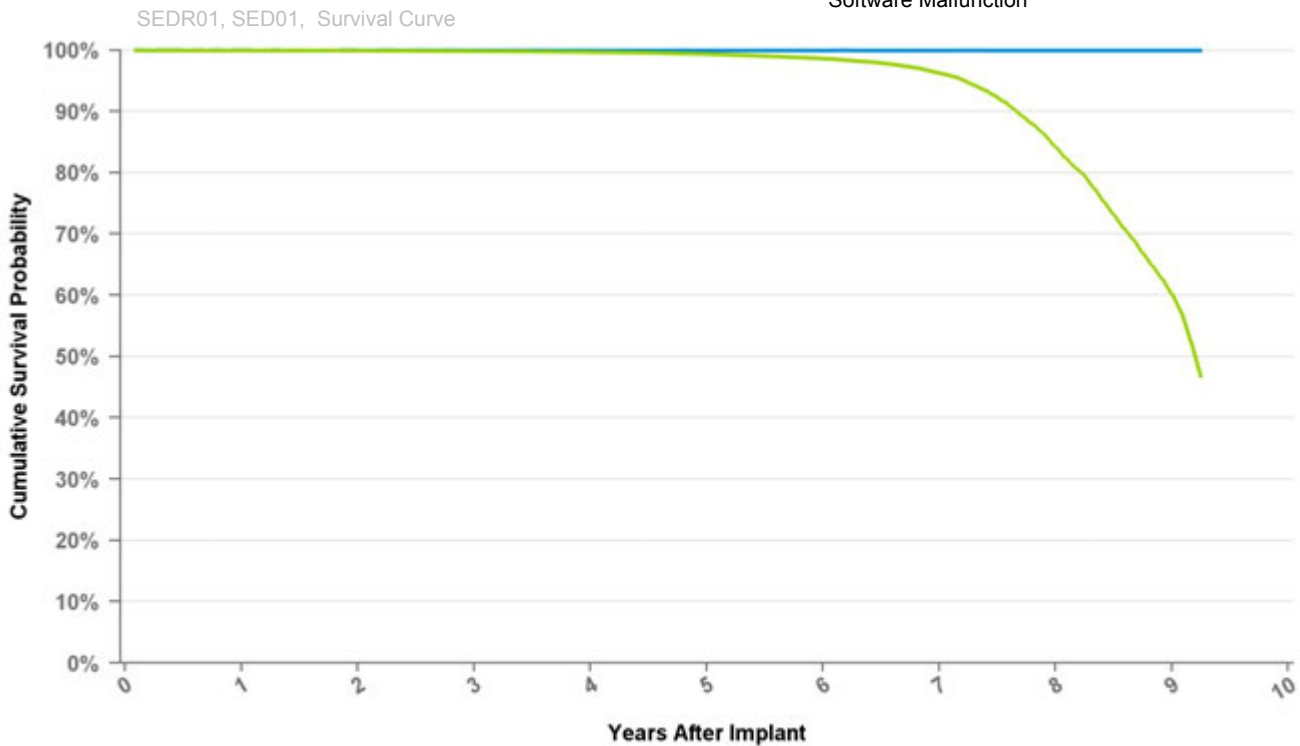
Electrical Component 0

Electrical Interconnect 0

Other Malfunction 0

Poss Early Battery Depltn 0

Software Malfunction 0



Curve Name

● Excluding Normal Battery Depletion ● Including Normal Battery Depletion

Years	1	2	3	4	5	6	7	8	9	at 111 mo
Excluding NBD	100.0%	100.0%	100.0%	100.0%	100.0%	100.0%	100.0%	100.0%	100.0%	100.0%
Including NBD	99.9%	99.9%	99.8%	99.7%	99.4%	98.6%	96.2%	84.2%	60.2%	46.8%
Effective Sample Size	120293	103503	86596	70113	54102	38889	24059	10223	1301	142

Implantable Pulse Generator

SEDR01 Sensia DR

US Market Release Date 07/17/2006

CE Market Approval Date 09/20/2005

Registered US Implants 147,732

Estimated Active US Implants 91,297

Normal Battery Depletions (US) 3,162

NBG Code DDDR

Total Malfunctions (US) 30

Therapy Not Compromised Malfunctions 16

Battery Malfunction 1

Electrical Component 13

Electrical Interconnect 1

Other Malfunction 1

Poss Early Battery Depltn 0

Software Malfunction 0

Therapy Compromised Malfunctions 14

Battery Malfunction 0

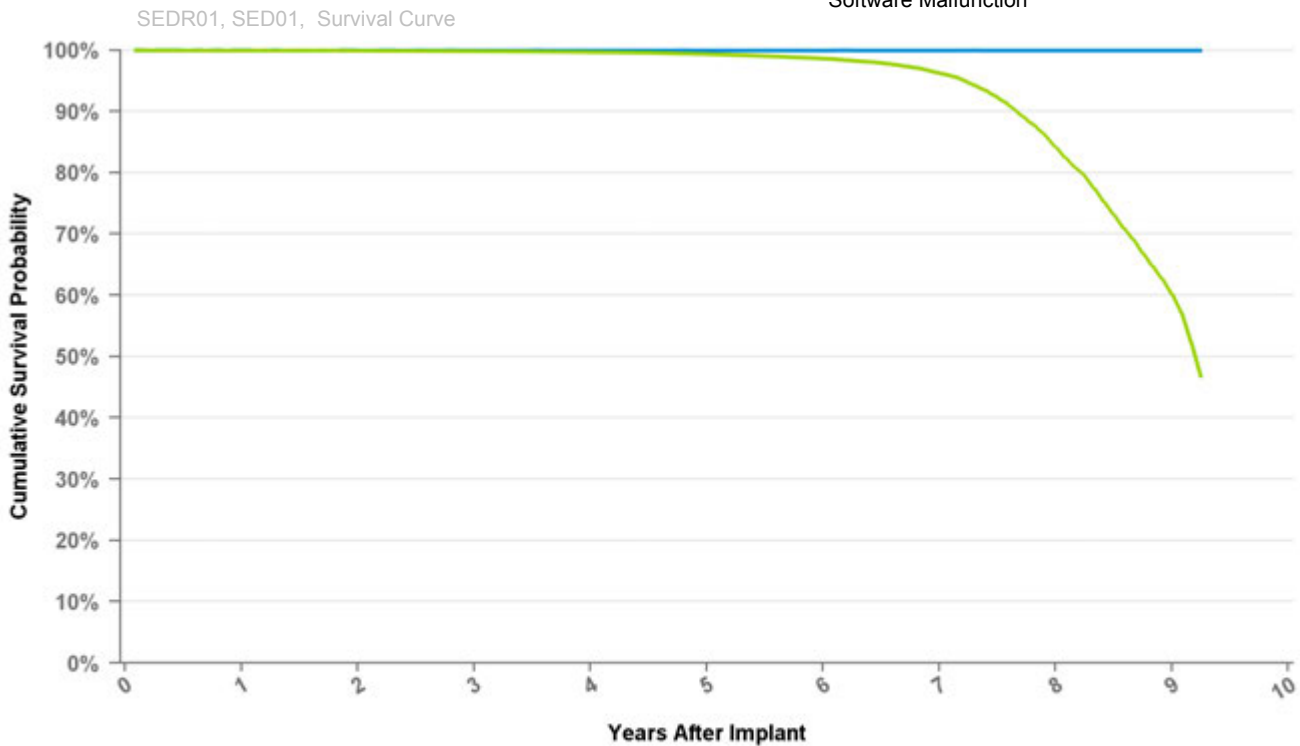
Electrical Component 6

Electrical Interconnect 3

Other Malfunction 5

Poss Early Battery Depltn 0

Software Malfunction 0



Curve Name

● Excluding Normal Battery Depletion ● Including Normal Battery Depletion

Years	1	2	3	4	5	6	7	8	9	at 111 mo
Excluding NBD	100.0%	100.0%	100.0%	100.0%	100.0%	100.0%	100.0%	100.0%	100.0%	100.0%
Including NBD	99.9%	99.9%	99.8%	99.7%	99.4%	98.6%	96.2%	84.2%	60.2%	46.8%
Effective Sample Size	120293	103503	86596	70113	54102	38889	24059	10223	1301	142

Implantable Pulse Generator

SEDRL1 Sensia DR

US Market Release Date 07/17/2006

CE Market Approval Date 09/20/2005

Registered US Implants 1

Estimated Active US Implants 1

Normal Battery Depletions (US) 0

NBG Code DDDR

Total Malfunctions (US) 0

Therapy Not Compromised Malfunctions 0

Battery Malfunction 0

Electrical Component 0

Electrical Interconnect 0

Other Malfunction 0

Poss Early Battery Depltn 0

Software Malfunction 0

Therapy Compromised Malfunctions 0

Battery Malfunction 0

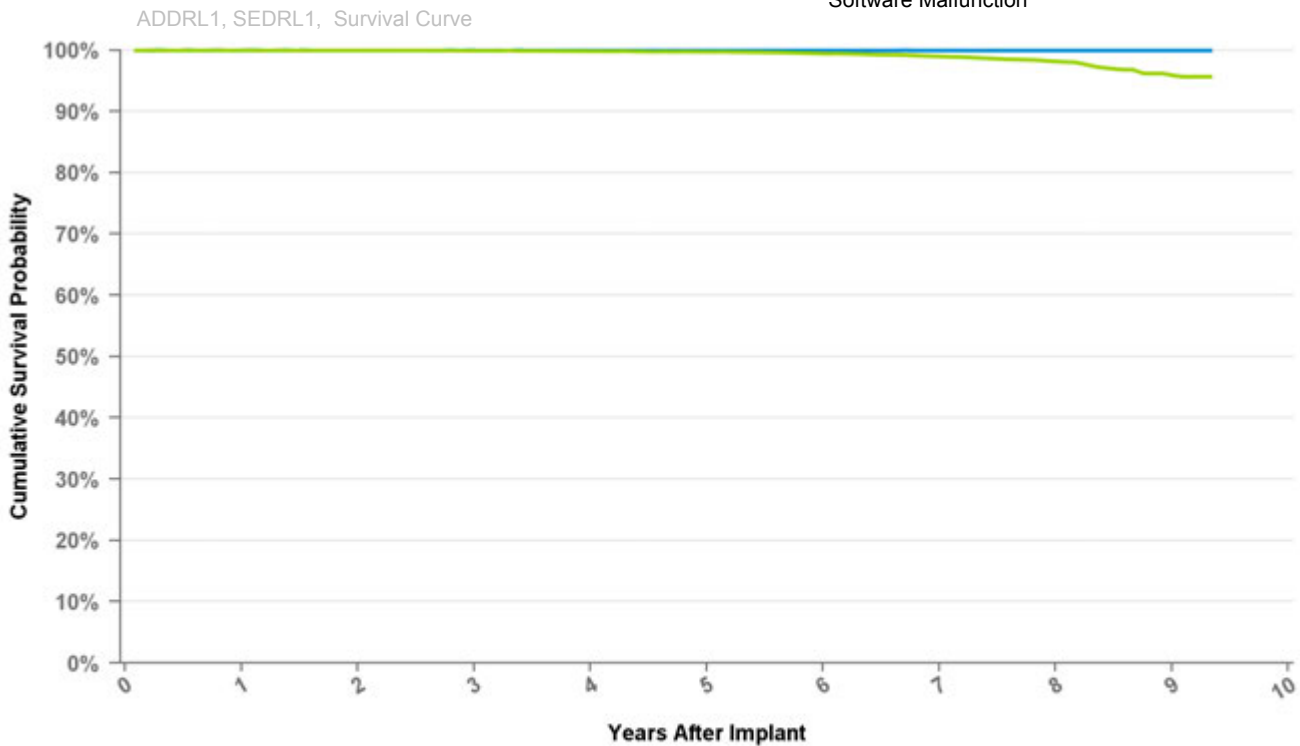
Electrical Component 0

Electrical Interconnect 0

Other Malfunction 0

Poss Early Battery Depltn 0

Software Malfunction 0



Curve Name

● Excluding Normal Battery Depletion ● Including Normal Battery Depletion

Years	1	2	3	4	5	6	7	8	9	at 112 mo
Excluding NBD	100.0%	100.0%	100.0%	100.0%	100.0%	100.0%	100.0%	100.0%	100.0%	100.0%
Including NBD	100.0%	100.0%	99.9%	99.8%	99.7%	99.5%	99.0%	98.2%	95.9%	95.7%
Effective Sample Size	101933	83565	64822	46652	31263	18676	9500	3738	604	119

Implantable Pulse Generator

SES01

Sensia S

US Market Release Date 07/17/2006

CE Market Approval Date 09/20/2005

Registered US Implants 7

Estimated Active US Implants 0

Normal Battery Depletions (US) 0

NBG Code SSI

Total Malfunctions (US) 0

Therapy Not Compromised Malfunctions 0

Battery Malfunction 0

Electrical Component 0

Electrical Interconnect 0

Other Malfunction 0

Poss Early Battery Depltn 0

Software Malfunction 0

Therapy Compromised Malfunctions 0

Battery Malfunction 0

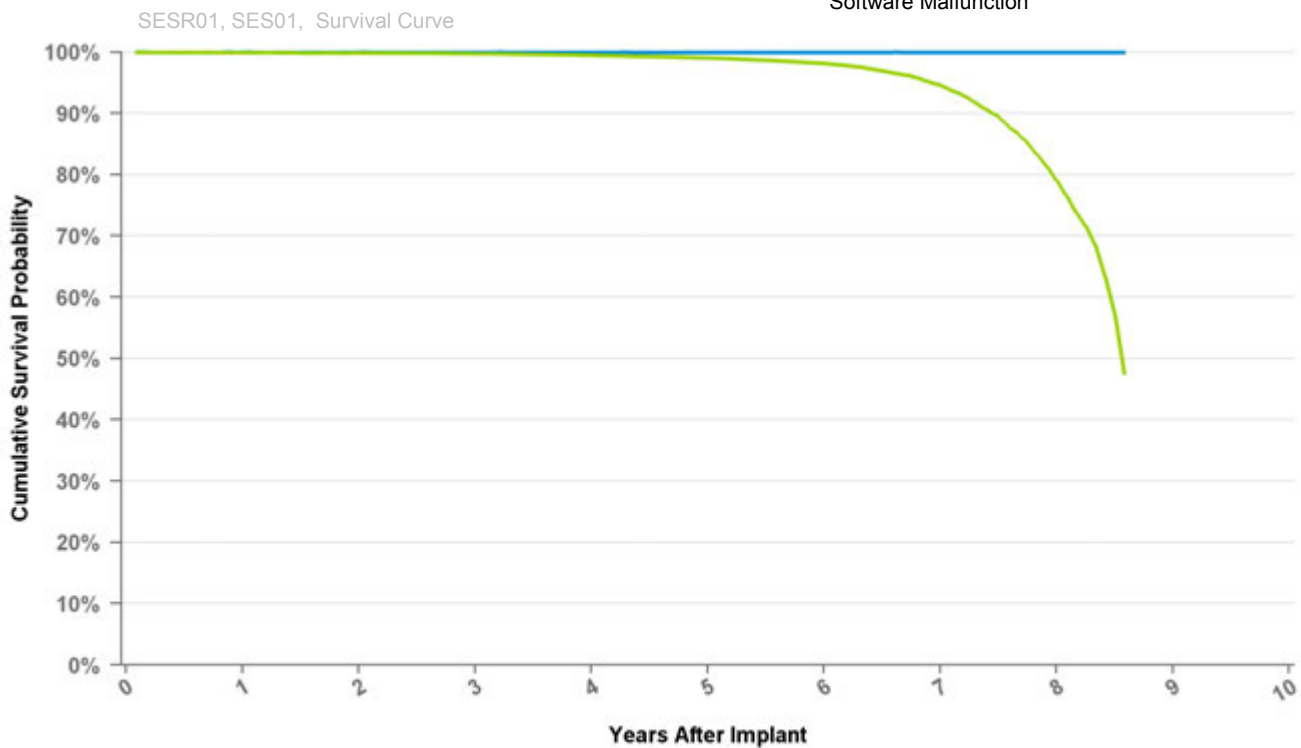
Electrical Component 0

Electrical Interconnect 0

Other Malfunction 0

Poss Early Battery Depltn 0

Software Malfunction 0



Curve Name

● Excluding Normal Battery Depletion ● Including Normal Battery Depletion

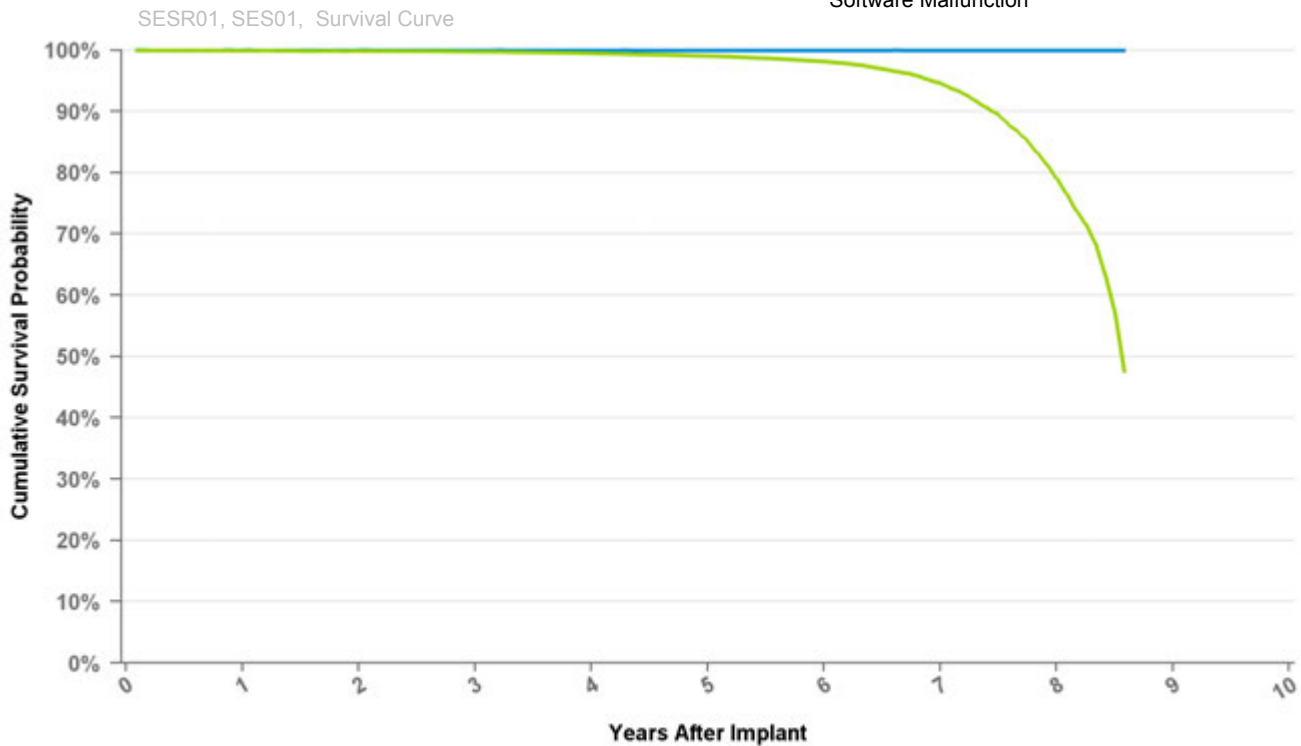
Years	1	2	3	4	5	6	7	8	at 103 mo
Excluding NBD	100.0%	100.0%	100.0%	100.0%	100.0%	100.0%	100.0%	100.0%	100.0%
Including NBD	99.9%	99.9%	99.8%	99.5%	99.1%	98.1%	94.6%	79.1%	47.6%
Effective Sample Size	82100	66068	51702	38727	27420	18122	9865	2991	315

Implantable Pulse Generator

SESR01 Sensia SR

US Market Release Date	07/17/2006
CE Market Approval Date	09/20/2005
Registered US Implants	111,002
Estimated Active US Implants	64,390
Normal Battery Depletions (US)	1,691
NBG Code	SSIR

Total Malfunctions (US)	11
Therapy Not Compromised Malfunctions	8
Battery Malfunction	0
Electrical Component	7
Electrical Interconnect	0
Other Malfunction	1
Poss Early Battery Depltn	0
Software Malfunction	0
Therapy Compromised Malfunctions	3
Battery Malfunction	0
Electrical Component	2
Electrical Interconnect	1
Other Malfunction	0
Poss Early Battery Depltn	0
Software Malfunction	0



Curve Name

- Excluding Normal Battery Depletion
- Including Normal Battery Depletion

Years	1	2	3	4	5	6	7	8	at 103 mo
Excluding NBD	100.0%	100.0%	100.0%	100.0%	100.0%	100.0%	100.0%	100.0%	100.0%
Including NBD	99.9%	99.9%	99.8%	99.5%	99.1%	98.1%	94.6%	79.1%	47.6%
Effective Sample Size	82100	66068	51702	38727	27420	18122	9865	2991	315

Implantable Pulse Generator

SS103

Sigma 100 S

US Market Release Date 08/30/1999

CE Market Approval Date 12/17/1998

Registered US Implants 804

Estimated Active US Implants 73

Normal Battery Depletions (US) 29

NBG Code SSI

Total Malfunctions (US) 0

Therapy Not Compromised Malfunctions 0

Battery Malfunction 0

Electrical Component 0

Electrical Interconnect 0

Other Malfunction 0

Poss Early Battery Depltn 0

Software Malfunction 0

Therapy Compromised Malfunctions 0

Battery Malfunction 0

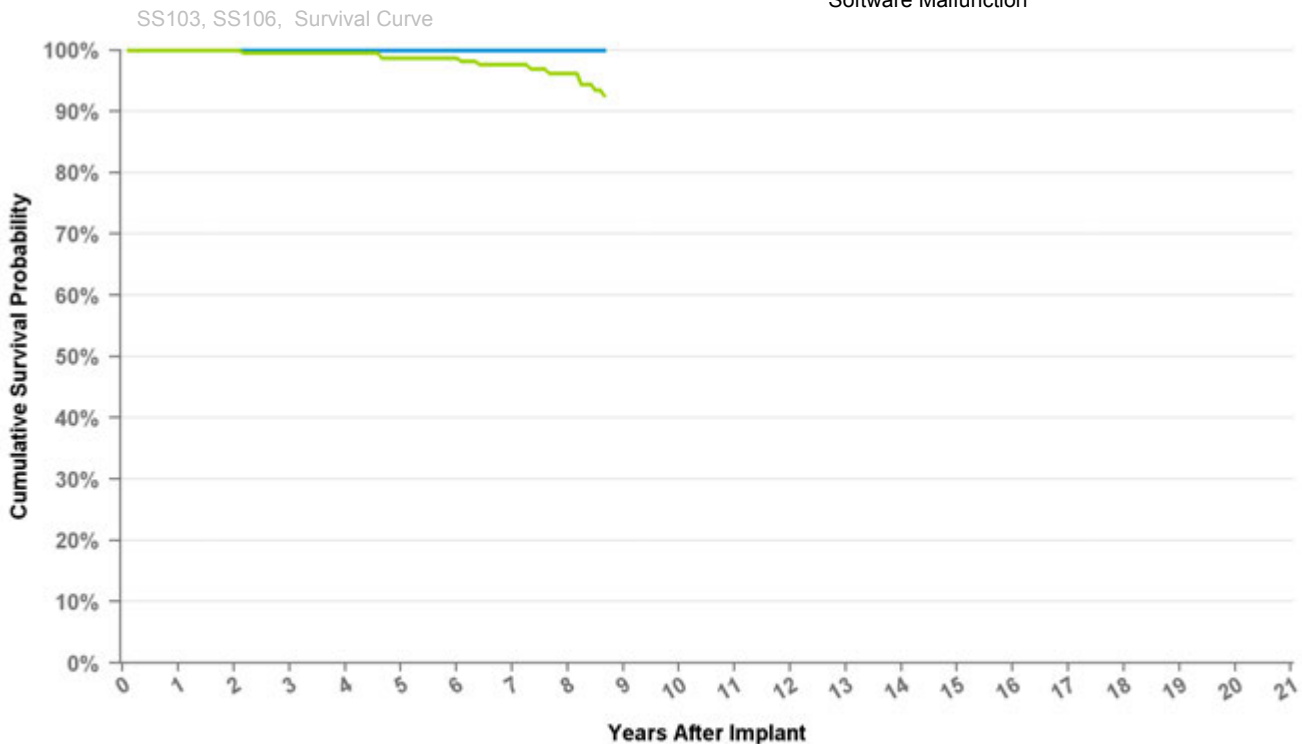
Electrical Component 0

Electrical Interconnect 0

Other Malfunction 0

Poss Early Battery Depltn 0

Software Malfunction 0



Curve Name

● Excluding Normal Battery Depletion ● Including Normal Battery Depletion

Years	1	2	3	4	5	6	7	8	at 104 mo
Excluding NBD	100.0%	100.0%	100.0%	100.0%	100.0%	100.0%	100.0%	100.0%	100.0%
Including NBD	100.0%	100.0%	99.5%	99.5%	98.7%	98.7%	97.6%	96.2%	92.6%
Effective Sample Size	564	453	366	290	221	186	152	120	100

Implantable Pulse Generator

SS106

Sigma 100 S

US Market Release Date 08/30/1999

CE Market Approval Date 12/17/1998

Registered US Implants 68

Estimated Active US Implants 2

Normal Battery Depletions (US) 8

NBG Code SSI

Total Malfunctions (US) 0

Therapy Not Compromised Malfunctions 0

Battery Malfunction 0

Electrical Component 0

Electrical Interconnect 0

Other Malfunction 0

Poss Early Battery Depltn 0

Software Malfunction 0

Therapy Compromised Malfunctions 0

Battery Malfunction 0

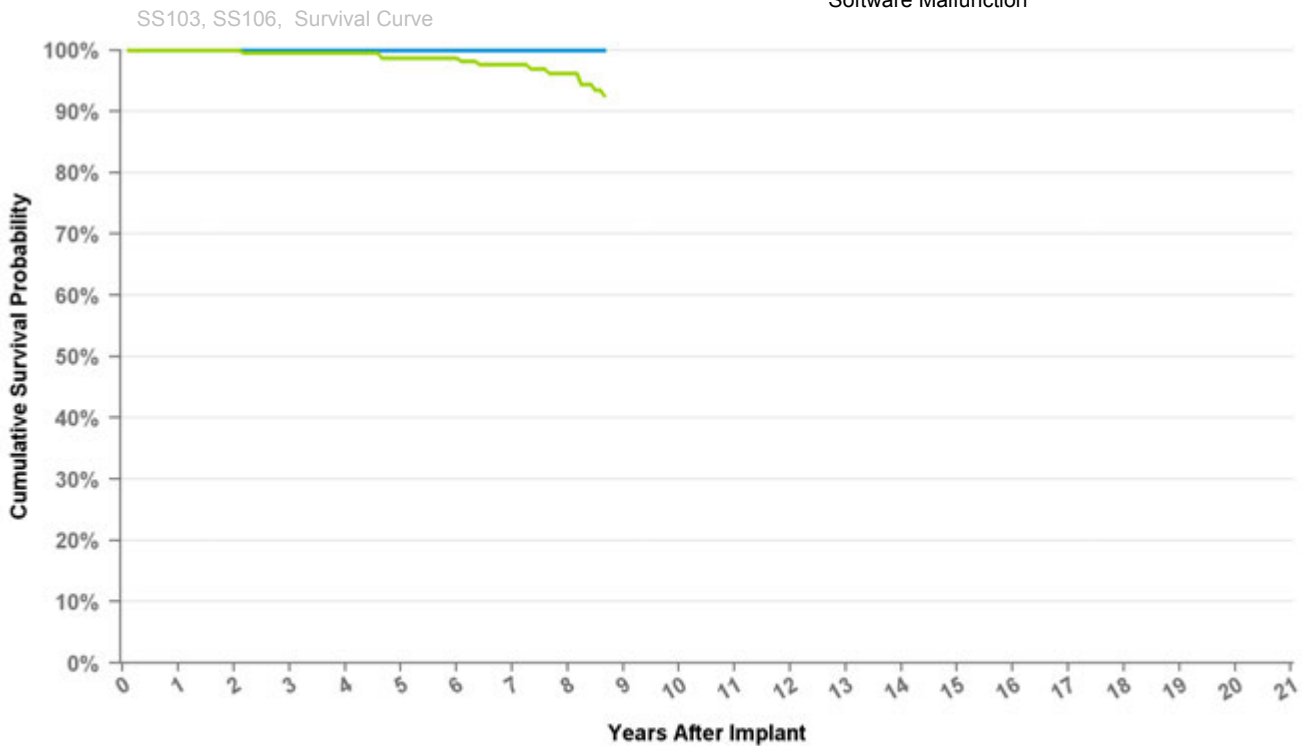
Electrical Component 0

Electrical Interconnect 0

Other Malfunction 0

Poss Early Battery Depltn 0

Software Malfunction 0



Curve Name

● Excluding Normal Battery Depletion ● Including Normal Battery Depletion

Years	1	2	3	4	5	6	7	8	at 104 mo
Excluding NBD	100.0%	100.0%	100.0%	100.0%	100.0%	100.0%	100.0%	100.0%	100.0%
Including NBD	100.0%	100.0%	99.5%	99.5%	98.7%	98.7%	97.6%	96.2%	92.6%
Effective Sample Size	564	453	366	290	221	186	152	120	100

Implantable Pulse Generator

SS203

Sigma 200 S

US Market Release Date 08/30/1999

CE Market Approval Date

Registered US Implants 5

Estimated Active US Implants 0

Normal Battery Depletions (US) 1

NBG Code SSI

Total Malfunctions (US) 0

Therapy Not Compromised Malfunctions 0

Battery Malfunction 0

Electrical Component 0

Electrical Interconnect 0

Other Malfunction 0

Poss Early Battery Depltn 0

Software Malfunction 0

Therapy Compromised Malfunctions 0

Battery Malfunction 0

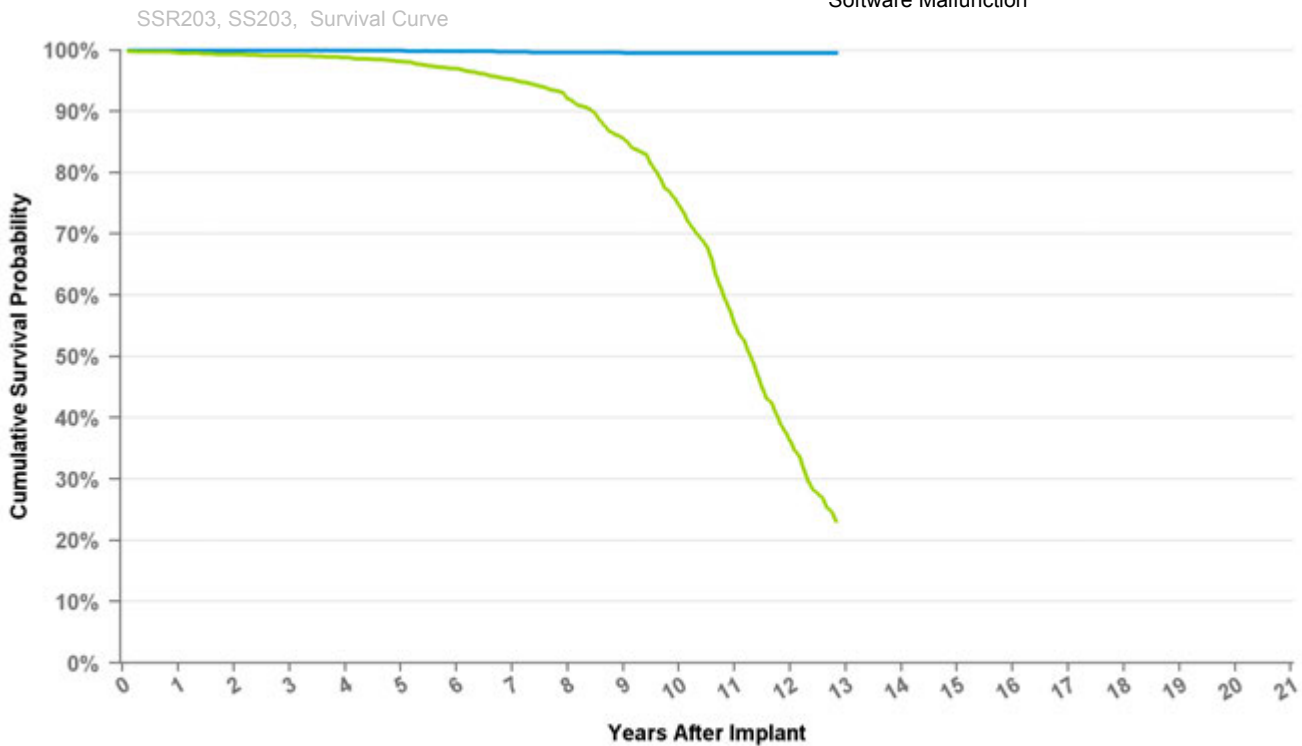
Electrical Component 0

Electrical Interconnect 0

Other Malfunction 0

Poss Early Battery Depltn 0

Software Malfunction 0



Curve Name

- Excluding Normal Battery Depletion
- Including Normal Battery Depletion

Years	1	2	3	4	5	6	7	8	9	10	11	12	at 154 mo
Excluding NBD	100.0%	100.0%	100.0%	100.0%	99.9%	99.8%	99.8%	99.7%	99.6%	99.6%	99.6%	99.6%	99.6%
Including NBD	99.6%	99.4%	99.1%	98.9%	98.2%	97.0%	95.2%	92.1%	85.5%	74.8%	55.4%	36.3%	23.1%
Effective Sample Size	8686	7227	6044	5037	4164	3448	2798	2312	1807	1329	811	351	114

Implantable Pulse Generator

SS303

Sigma 300 S

US Market Release Date 09/15/1999

CE Market Approval Date 12/17/1998

Registered US Implants 222

Estimated Active US Implants 38

Normal Battery Depletions (US) 0

NBG Code SSI

Total Malfunctions (US) 0

Therapy Not Compromised Malfunctions 0

Battery Malfunction 0

Electrical Component 0

Electrical Interconnect 0

Other Malfunction 0

Poss Early Battery Depltn 0

Software Malfunction 0

Therapy Compromised Malfunctions 0

Battery Malfunction 0

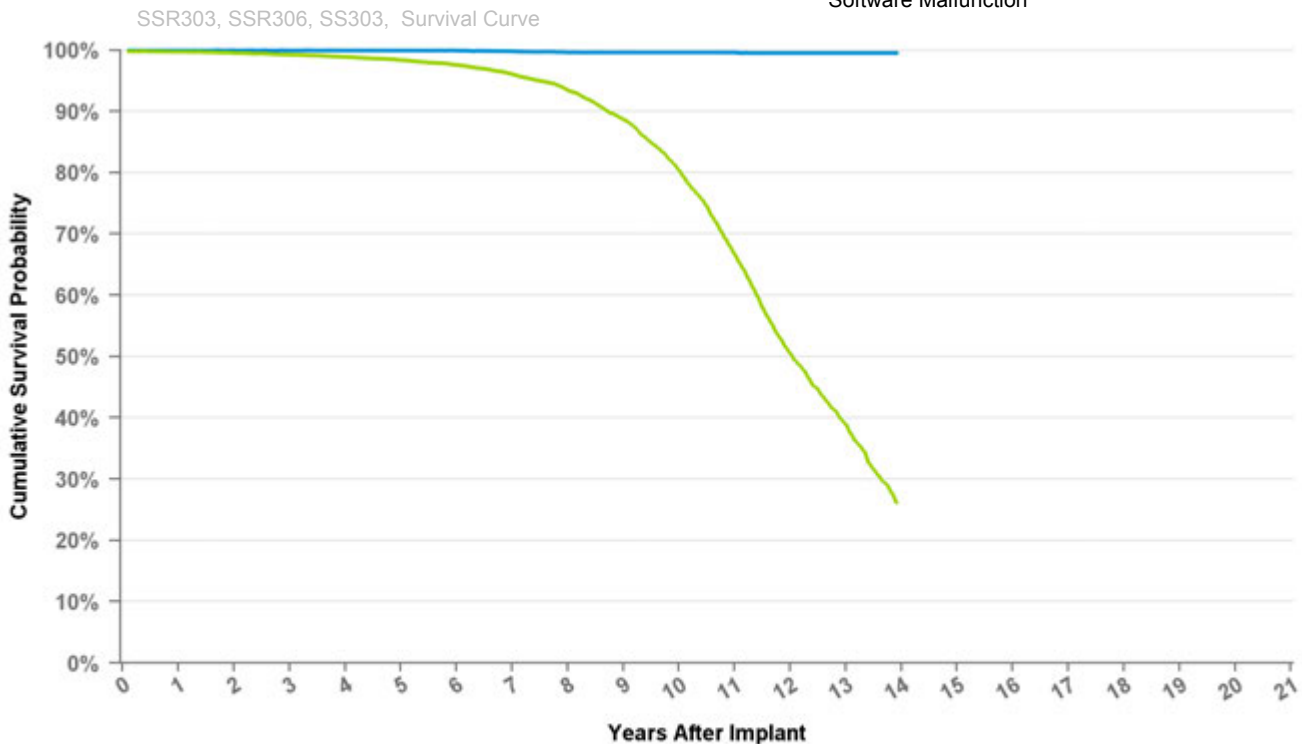
Electrical Component 0

Electrical Interconnect 0

Other Malfunction 0

Poss Early Battery Depltn 0

Software Malfunction 0



Curve Name

● Excluding Normal Battery Depletion ● Including Normal Battery Depletion

Years	1	2	3	4	5	6	7	8	9	10	11	12	13	at 167 mo
Excluding NBD	100.0%	100.0%	100.0%	100.0%	100.0%	99.9%	99.8%	99.7%	99.7%	99.6%	99.6%	99.6%	99.6%	99.6%
Including NBD	99.7%	99.6%	99.3%	98.9%	98.4%	97.6%	96.1%	93.4%	88.7%	80.5%	66.8%	50.6%	39.0%	26.2%
Effective Sample Size	39671	33124	27606	22996	19192	15999	13338	11083	8741	6276	3997	2096	871	143

Implantable Pulse Generator

SSR203

Sigma 200 SR

US Market Release Date 09/02/1999

CE Market Approval Date

Registered US Implants 12,125

Estimated Active US Implants 903

Normal Battery Depletions (US) 647

NBG Code SSIR

Total Malfunctions (US) 14

Therapy Not Compromised Malfunctions 0

Battery Malfunction 0

Electrical Component 0

Electrical Interconnect 0

Other Malfunction 0

Poss Early Battery Depltn 0

Software Malfunction 0

Therapy Compromised Malfunctions 14

Battery Malfunction 0

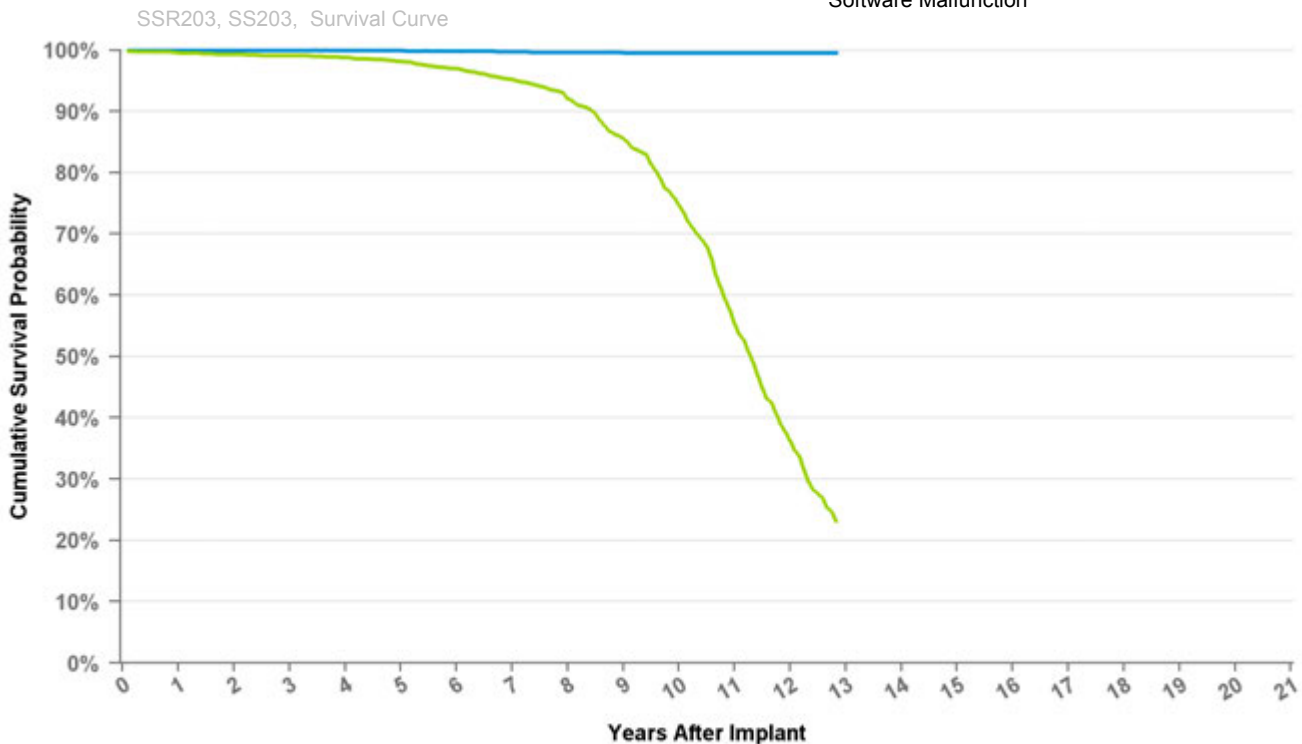
Electrical Component 0

Electrical Interconnect 14

Other Malfunction 0

Poss Early Battery Depltn 0

Software Malfunction 0



Curve Name

- Excluding Normal Battery Depletion
- Including Normal Battery Depletion

Years	1	2	3	4	5	6	7	8	9	10	11	12	at 154 mo
Excluding NBD	100.0%	100.0%	100.0%	100.0%	99.9%	99.8%	99.8%	99.7%	99.6%	99.6%	99.6%	99.6%	99.6%
Including NBD	99.6%	99.4%	99.1%	98.9%	98.2%	97.0%	95.2%	92.1%	85.5%	74.8%	55.4%	36.3%	23.1%
Effective Sample Size	8686	7227	6044	5037	4164	3448	2798	2312	1807	1329	811	351	114

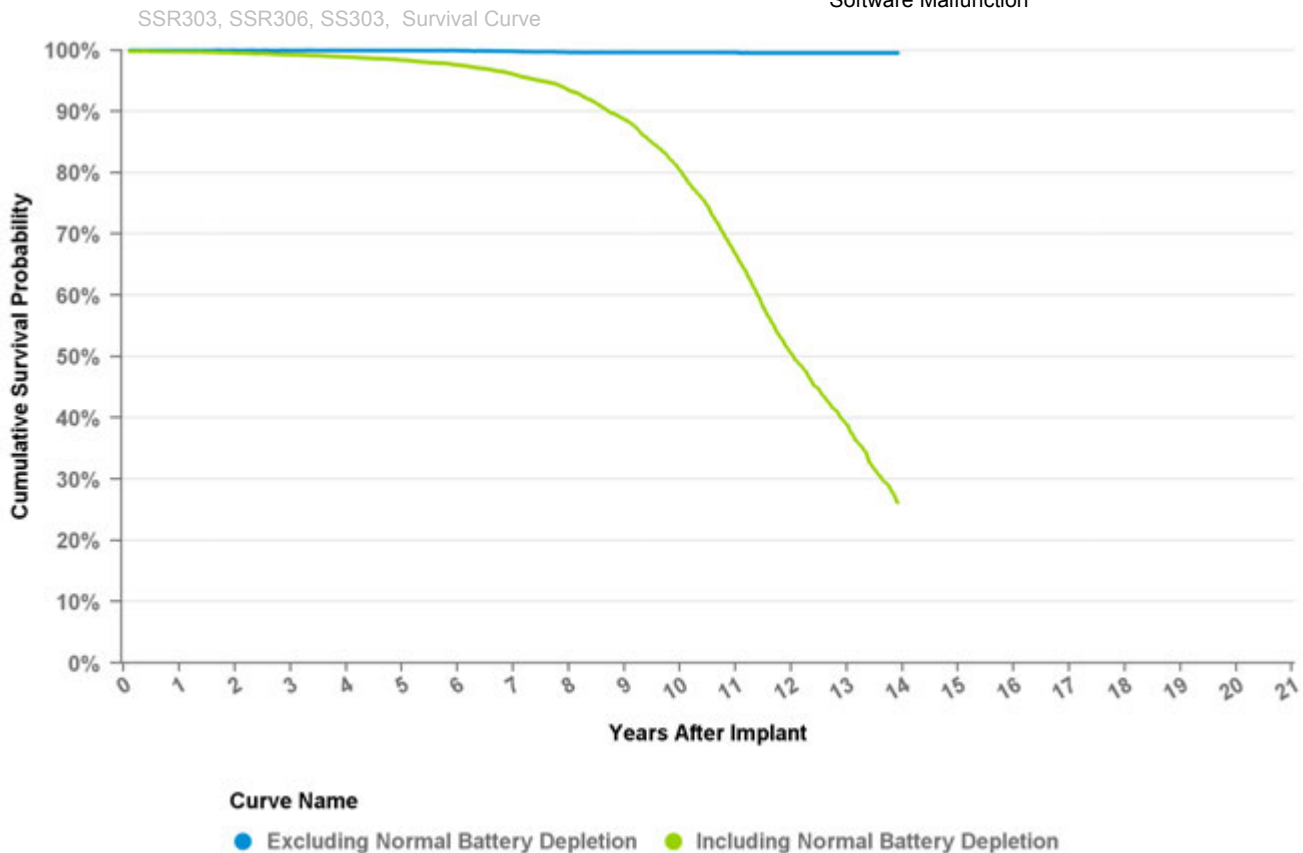
Implantable Pulse Generator

SSR303

Sigma 300 SR

US Market Release Date	08/30/1999
CE Market Approval Date	12/17/1998
Registered US Implants	51,689
Estimated Active US Implants	5,541
Normal Battery Depletions (US)	2,441
NBG Code	SSIR

Total Malfunctions (US)	57
Therapy Not Compromised Malfunctions	11
Battery Malfunction	0
Electrical Component	0
Electrical Interconnect	9
Other Malfunction	2
Poss Early Battery Depltn	0
Software Malfunction	0
Therapy Compromised Malfunctions	46
Battery Malfunction	0
Electrical Component	3
Electrical Interconnect	43
Other Malfunction	0
Poss Early Battery Depltn	0
Software Malfunction	0



Years	1	2	3	4	5	6	7	8	9	10	11	12	13	at 167 mo
Excluding NBD	100.0%	100.0%	100.0%	100.0%	100.0%	99.9%	99.8%	99.7%	99.7%	99.6%	99.6%	99.6%	99.6%	99.6%
Including NBD	99.7%	99.6%	99.3%	98.9%	98.4%	97.6%	96.1%	93.4%	88.7%	80.5%	66.8%	50.6%	39.0%	26.2%
Effective Sample Size	39671	33124	27606	22996	19192	15999	13338	11083	8741	6276	3997	2096	871	143

Implantable Pulse Generator

SSR306

Sigma 300 SR

US Market Release Date 09/07/1999

CE Market Approval Date 12/17/1998

Registered US Implants 2,218

Estimated Active US Implants 183

Normal Battery Depletions (US) 150

NBG Code SSIR

Total Malfunctions (US) 2

Therapy Not Compromised Malfunctions 1

Battery Malfunction 0

Electrical Component 1

Electrical Interconnect 0

Other Malfunction 0

Poss Early Battery Depltn 0

Software Malfunction 0

Therapy Compromised Malfunctions 1

Battery Malfunction 0

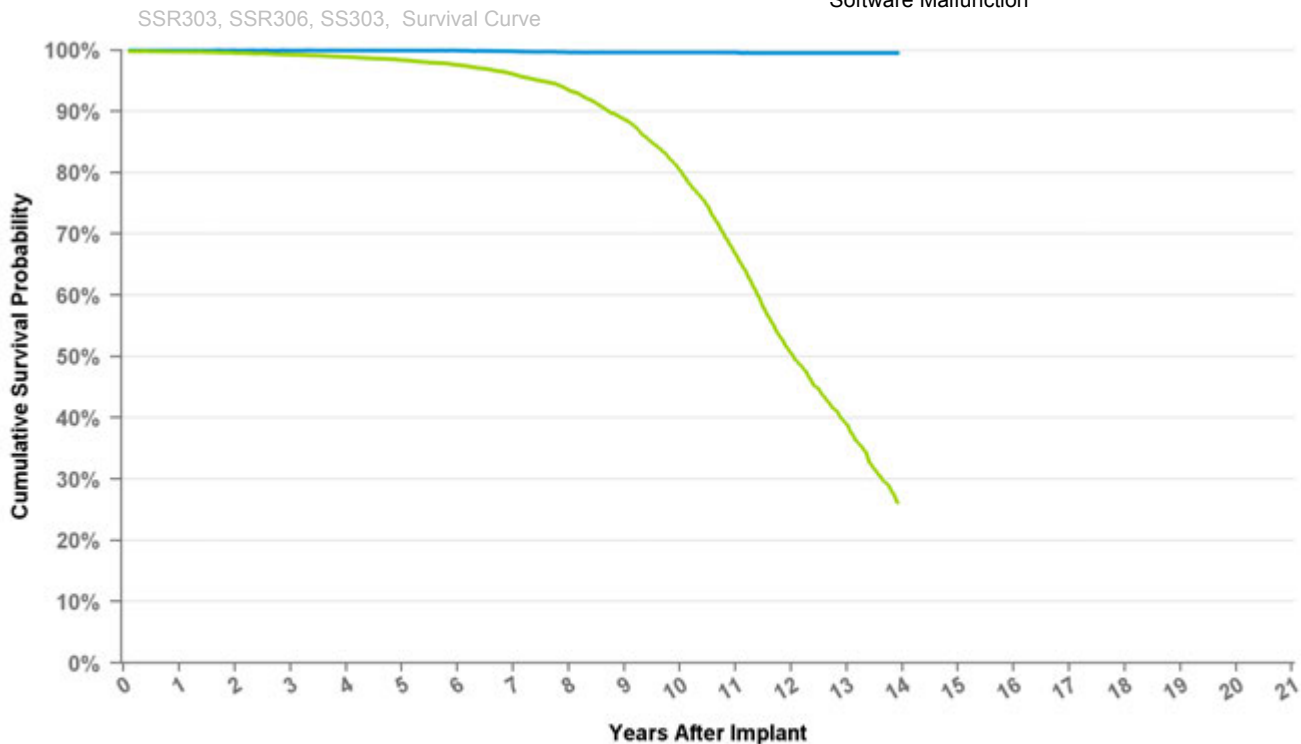
Electrical Component 0

Electrical Interconnect 1

Other Malfunction 0

Poss Early Battery Depltn 0

Software Malfunction 0



Curve Name

- Excluding Normal Battery Depletion
- Including Normal Battery Depletion

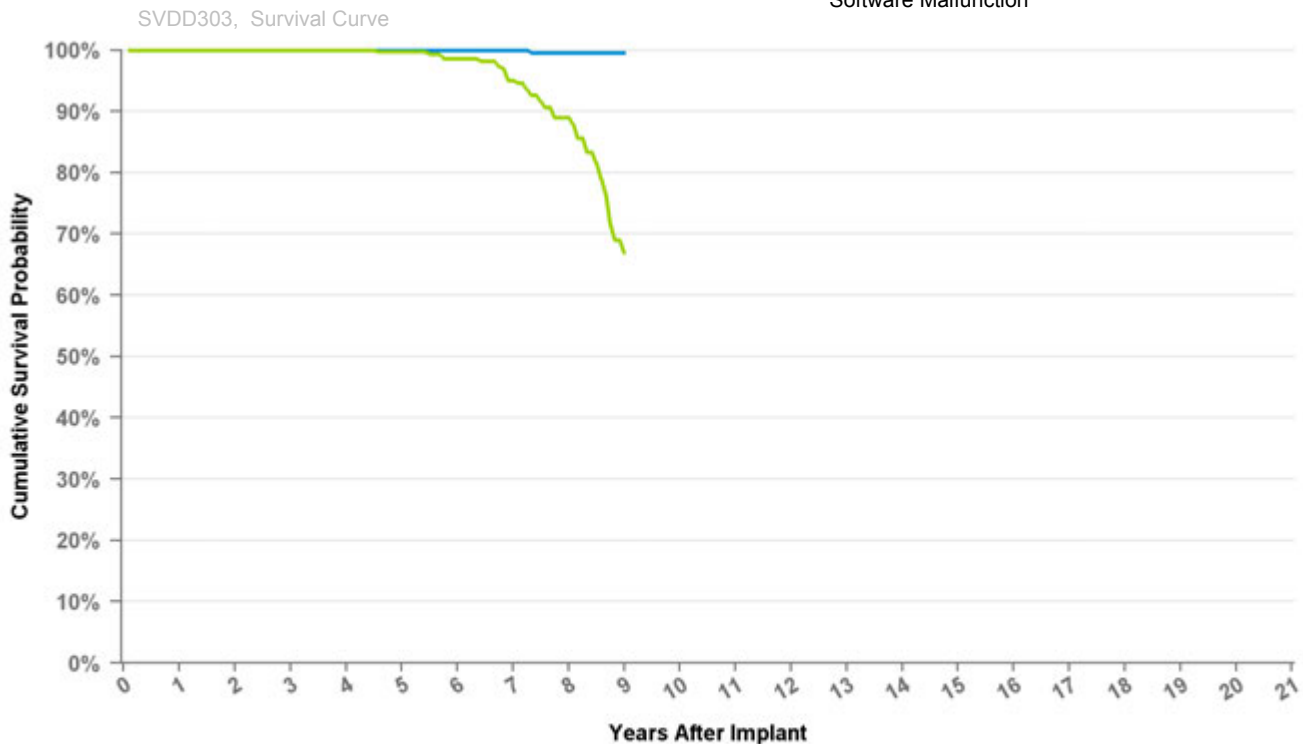
Years	1	2	3	4	5	6	7	8	9	10	11	12	13	at 167 mo
Excluding NBD	100.0%	100.0%	100.0%	100.0%	100.0%	99.9%	99.8%	99.7%	99.7%	99.6%	99.6%	99.6%	99.6%	99.6%
Including NBD	99.7%	99.6%	99.3%	98.9%	98.4%	97.6%	96.1%	93.4%	88.7%	80.5%	66.8%	50.6%	39.0%	26.2%
Effective Sample Size	39671	33124	27606	22996	19192	15999	13338	11083	8741	6276	3997	2096	871	143

Implantable Pulse Generator

SVDD303 Sigma 300 VDD

US Market Release Date	09/15/1999
CE Market Approval Date	12/17/1998
Registered US Implants	651
Estimated Active US Implants	44
Normal Battery Depletions (US)	80
NBG Code	VDD

Total Malfunctions (US)	1
Therapy Not Compromised Malfunctions	0
Battery Malfunction	0
Electrical Component	0
Electrical Interconnect	0
Other Malfunction	0
Poss Early Battery Depltn	0
Software Malfunction	0
Therapy Compromised Malfunctions	1
Battery Malfunction	0
Electrical Component	0
Electrical Interconnect	1
Other Malfunction	0
Poss Early Battery Depltn	0
Software Malfunction	0



Curve Name

- Excluding Normal Battery Depletion
- Including Normal Battery Depletion

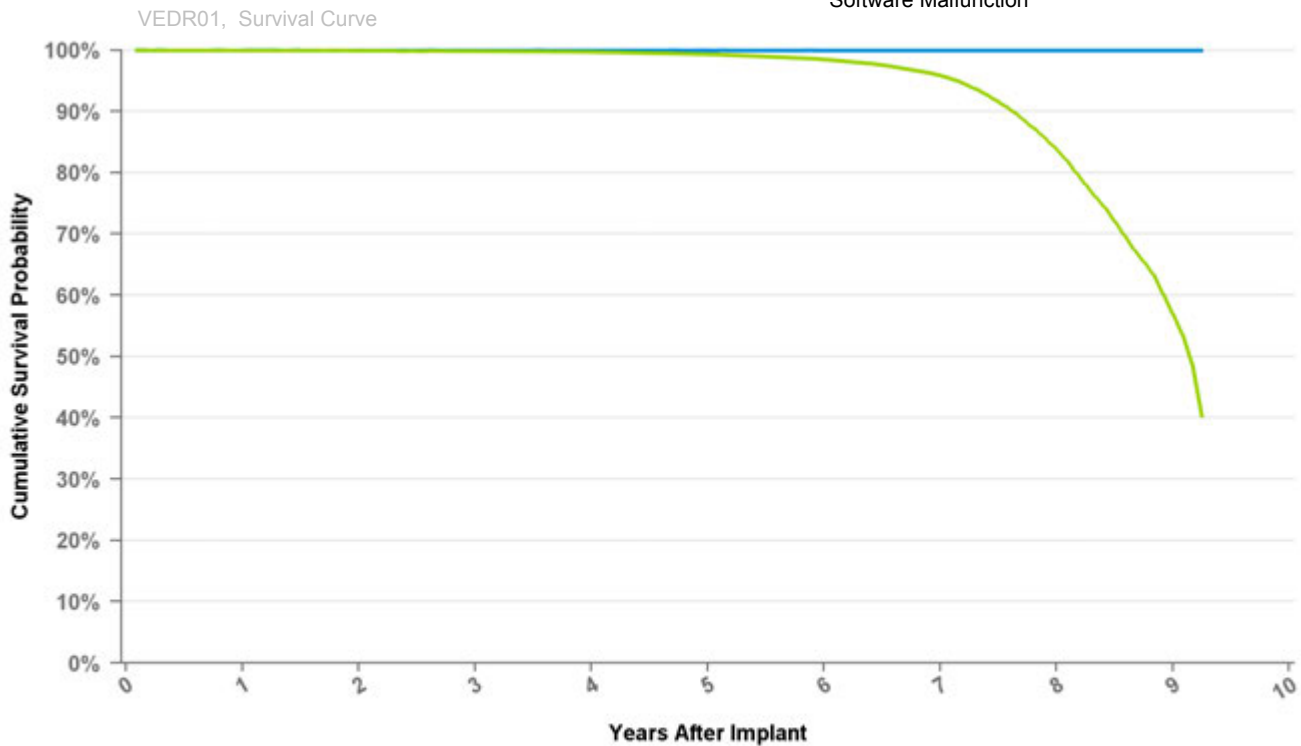
Years	1	2	3	4	5	6	7	8	at 108 mo
Excluding NBD	100.0%	100.0%	100.0%	100.0%	100.0%	100.0%	100.0%	99.5%	99.5%
Including NBD	100.0%	100.0%	100.0%	100.0%	99.7%	98.6%	95.1%	89.0%	67.0%
Effective Sample Size	512	446	405	359	312	261	207	162	101

Implantable Pulse Generator

VEDR01 Versa DR

US Market Release Date	07/17/2006
CE Market Approval Date	09/20/2005
Registered US Implants	111,606
Estimated Active US Implants	69,067
Normal Battery Depletions (US)	3,385
NBG Code	DDDR

Total Malfunctions (US)	17
Therapy Not Compromised Malfunctions	9
Battery Malfunction	0
Electrical Component	7
Electrical Interconnect	2
Other Malfunction	0
Poss Early Battery Depltn	0
Software Malfunction	0
Therapy Compromised Malfunctions	8
Battery Malfunction	0
Electrical Component	4
Electrical Interconnect	0
Other Malfunction	4
Poss Early Battery Depltn	0
Software Malfunction	0



Curve Name

- Excluding Normal Battery Depletion
- Including Normal Battery Depletion

Years	1	2	3	4	5	6	7	8	9	at 111 mo
Excluding NBD	100.0%	100.0%	100.0%	100.0%	100.0%	100.0%	100.0%	100.0%	100.0%	100.0%
Including NBD	100.0%	99.9%	99.8%	99.7%	99.3%	98.5%	95.9%	83.8%	57.0%	40.3%
Effective Sample Size	93281	82142	70490	58368	46363	34642	22837	10969	1633	167

Method for Estimating Lead Performance

Medtronic Cardiac Rhythm and Heart Failure (CRHF) has tracked lead survival for over 32 years with its multicenter, global chronic lead studies.

Leads Performance Analysis

Implanted leads operate in the challenging biochemical environment of the human body and the body's response to foreign objects. Implanted leads are also subject to mechanical stresses associated with heart motion, body motion, and patient anatomy.

In this environment, pacemaker and defibrillation leads cannot be expected to last forever. While IPGs and ICDs have a battery that will deplete after a predictable length of time, a lead's longevity cannot be predicted easily based on mechanical measurements, nor are there simple indicators that a lead is approaching the end of its service life. Therefore, regular monitoring while implanted, and evaluation of lead integrity upon IPG or ICD replacement, is necessary to determine if a lead may be approaching the end of its service life.

Shortfalls Of Using Returned Product And Complaints To Estimate Lead Performance

Leads and lead segments returned to Medtronic are analyzed to determine whether or not they meet performance limits established by Medtronic. Although returned product analyses are valuable for gaining insight into lead failure mechanisms, this data cannot be used by itself for determining the survival probability of leads because only a small fraction of leads are explanted and returned for analysis. Some leads are modified due to adverse device effect, however may not be explanted. Additionally, those leads that are returned cannot be assumed to be statistically representative of the performance of the total population for a given lead model. Partial or total lead extraction can result in significant damage to a lead, making a definitive analysis of a suspected failure, and its cause, impossible.

To account for the under reporting inherent with lead survival analysis based solely on returned product, some manufacturers add reported complaints where adverse product performance is evident but the product itself has not been returned. The improvement to the accuracy of survival estimates depends on the degree to which all complaints are actually communicated to the manufacturer. Since not all complaints are communicated to the manufacturer, adding complaints to the survival analysis does not completely solve the under reporting problem.

Lead survival probabilities are more appropriately determined through a prospective clinical surveillance study that includes active follow up with the patients. Although Medtronic monitors returned product analysis and complaints, these are not used to determine lead survival estimates.

Medtronic consolidated all cardiac rhythm surveillance registries into the PAN Registry. The PAN Registry is a patient centric surveillance platform which follows patients implanted with Medtronic cardiac rhythm product(s). The Product Performance Report (PPR) tracks PAN Registry enrolled patients to monitor lead performance status in vivo. The PAN Registry is designed to record clinical observations representative of the total clinical experience. Lead survival estimates include both lead hardware failure and lead-related clinical events that are classified as product performance events, and do not differentiate a lead hardware failure from other clinical events such as Failure to capture, perforation, dislodgement, or concurrent pulse generator failure.

PAN Registry

Medtronic has been monitoring the performance of its cardiac therapy products with a multicenter study since 1983 and has evaluated the performance of more than 95,000 leads, with data reported from countries around the world. Throughout this time period, Medtronic has continually worked to adapt systems and processes to more effectively monitor product performance following market release. The following summarizes current registry requirements.

Method for Estimating Lead Performance continued

Medtronic's product surveillance registry is a world-wide study that has a prospective, non-randomized, observational design. A key purpose of the registry is to provide continuing evaluation and periodic reporting of the long-term reliability and performance of Medtronic market-released cardiac rhythm therapy products. Product-related adverse events, indicating the status of the product, are collected to measure product survival probabilities. The data gathered may also be used to support the design and development of new cardiac therapy products. The registry is designed to continue indefinitely, encompassing new products as they become commercially available.

To ensure a sufficiently large and representative source of data, participating clinical sites must meet pre-specified selection criteria. Patients are enrolled upon implantation of a Medtronic Cardiac rhythm product. Every effort is made to ensure participants are representative of the range of clinical environments in which Medtronic cardiac rhythm products are used. Eligible products for enrollment include Medtronic market-released cardiac rhythm therapy products for which additional information to further characterize product performance following market release is desired. Number of enrollments is reviewed regularly to ensure adequate sample size is obtained for each individual product. Enrollment may be capped and follow-up discontinued when sufficient duration and precision is achieved to effectively characterize product survivability.

Enrolled patients are followed in accordance with the standard care practices of their care provider from their implant date until they can no longer be followed (e.g., death, lost to follow-up, etc.). However, to ensure regular patient status assessments are completed, follow-up windows consistent with typical care practices have been established with a minimum annual follow-up requirement. Product-related adverse events, system modifications and changes in patient status (e.g. death and withdrawal from the study) are required to be reported upon occurrence. This active surveillance model ensures a robust dataset for effectively monitoring product performance.

Patients are eligible for enrollment if:

- Patient is intended to be implanted or is within 30 days post-implant of a Medtronic market-released cardiac lead connected to a market-released CRT, ICD, or IPG device, and the lead is used for a pacing, sensing, or defibrillation application, or
- Patient participated in a qualifying investigational study of a Medtronic cardiac rhythm product that is now market-released; complete implant and follow-up data are available; and the data can be appropriately and legally released

Each site is required to inform Medtronic whenever a lead event has occurred, a lead is modified, or when a patient is no longer participating. Timely, accurate, and complete reporting and analysis of safety information for surveillance is crucial for the protection of patients, clinicians, and the sponsor Medtronic continually evaluates the quality and integrity of the data through a combination of on-site and centralized monitoring activities.

Lead Complications

Chronic lead performance is characterized by estimating lead related complication free survival probabilities. For analysis purposes, the complication criteria, which align with the AdvaMed 'Industry Guidance for Uniform Reporting of Clinical Performance of Cardiac Rhythm Management Pulse Generators and Leads', are defined below. These criteria do not, however, enable a lead integrity or "hardware" failure to be conclusively differentiated from other clinical events such as an undetected lead dislodgement, perforation, or concurrent pulse generator failure manifested as a sensing or capture problem.

Method for Estimating Lead Performance continued

All reported lead-related adverse events are classified by the reporting investigator and are adjudicated by an independent event adjudication committee¹. A lead-related event with at least one of the following classifications that is adjudicated by the committee as a complication and occurs more than 30 days after implant is considered a product performance event and will contribute to the survival analysis endpoint. Events with an onset date of 30 days or less after the implant are considered procedure related and therefore are not included as product performance events. Product performance events include, but are not limited to:

- Failure to capture
- Failure to sense/undersensing
- Oversensing
- Elevated pacing thresholds
- Abnormal pacing impedance (based on lead model, but normal range is typically 200 - 2,000 ohms)
- Abnormal defibrillation impedance (based on lead model, but normal range is typically 20 - 200 ohms)
- Lead Insulation breach
- Lead Conductor fracture, confirmed electrically, visually or radiographically
- Extracardiac stimulation
- Cardiac perforation
- Lead dislodgement
- Structural Lead Failure

Data Analysis Methods

The performance of leads is expressed in terms of lead survival estimates, where "survival" refers to the function of the lead, not the survival of the patient.. These survival estimates are intended to illustrate the probability that a lead will survive for a given number of years without a chronic lead-related complication.

Active surveillance normally begins at the time of implant and continues until a product performance or censoring event occurs. In some cases in the PAN Registry, active surveillance of a device starts after the device was implanted. The survival probability of such device is conditional on survival to the time when the device enters the Registry. This phenomenon is called Left-truncation². PPR lead survival analysis is estimated using the Kaplan-Meier method, a statistical method to incorporate data from these retrospectively enrolled devices, left-truncated data, was applied. The statistical technique uses data from existing devices while appropriately adjusting the device survival curves for the time the device was not actively followed in the registry. Thus, in some cases sample sizes may fluctuate from one time interval to the next interval.

On the following pages, each graph includes a survival curve for each lead model. The survival estimates is the probability that a lead is free of a product performance event at a given time point. For example, if a survival probability is 95% after 5 years of service, then the lead has a 5% chance of experiencing a lead-related complication in the first 5 years following implant.

The data in the tables is rounded to the nearest tenth of one percent. Occasionally, a graph may show 100% survival, but have one or more complications. This occurs because even with the complications, the data rounds to 100%.

The survival curves are statistical estimates. As sample size increases and performance experience accumulates, the estimation improves. Confidence intervals are provided as a way to indicate the degree of certainty of the estimates. Greenwood's formula is used to calculate the standard errors, and the log-log method is used to produce the 2-sided 95% confidence bounds.

Since the survival estimate can become very imprecise with small effective sample sizes, Medtronic truncates the survival curve when the number of leads entering an interval is less than 50 leads. When the number of leads entering an interval reaches 50, the next data point is added to the survival

Method for Estimating Lead Performance continued

curve. For those lead models that do not have sufficient sample size, a survival curve will not be presented.

Definition of Analysis Dataset

The survival estimates are derived from all device components successfully enrolled as of the data received cut-off date (e.g. date of data entry at a study site). The number of enrollments is listed for each lead model.

This sample is considered to be representative of the worldwide population, and therefore the survival estimates shown should be representative of the performance worldwide of these models.

Criteria for Model Inclusion

Performance information for a model or model family will be published when more than 100 leads have been enrolled and no fewer than 50 leads followed for at least 6 months. Medtronic, at its discretion, may stop providing updated performance information on lead models that received original US market-release approval 20 or more years ago.

Returned Product Analysis Results

Although the returned product analysis data is not used to generate the survival estimates, the data provides valuable insight into the causes of lead malfunction.

For reporting returned product analysis results, Medtronic CRHF considers a lead as having malfunctioned whenever the analysis shows that any parameter was outside the performance limits established by Medtronic while implanted and in service. To be considered a malfunction for returned product analysis reporting, the lead must have been returned to Medtronic and analyzed.

The results of the analysis is presented in four categories. The lead reporting categories are:

Conductor Fracture: Conductor malfunction with complete or intermittent loss of continuity that could interrupt current flow (e.g., fractured conductors), including those associated with clavicle flex fatigue or crush damage.

Insulation Breach: A malfunction of the insulation allowing inappropriate entry of body fluids or inappropriate current flow between the conductors, or between the conductor and the body. Examples include cuts, tears, depressions, abrasions, and material degradation.

Crimps/Welds/Bonds: Any malfunction in a conductor or lead body associated with a point of connection.

Other: Malfunctions of specific lead mechanical attributes, such as sensors, connectors, seal rings, or malfunction modes not included in the three categories above.

A lead subject to a safety advisory is not considered to have malfunctioned unless it has been returned to Medtronic CRHF and found, through analysis, to actually have performed outside the performance limits established by Medtronic.

For leads designed for either ventricular or atrial use, the numbers listed in the Returned Product Analysis tables include both.

The numbers of malfunctions listed in the Returned Product Analysis tables are the actual numbers confirmed in the returned product analysis. The numbers of complications listed in the complications tables are the actual numbers observed in the PSR centers around the world.

Method for Estimating Lead Performance continued

US Reports of Acute Lead Observations (Occurring within First Month of Service)

In the first weeks following lead implantation, physiologic responses and lead performance can vary until long-term lead stability is attained. Acute (defined as the first month after implant) lead performance may be subject to a number of factors, including patient-specific anatomy, clinical conditions and/or varying implant conditions/techniques. After a period of time, the implant and the lead performance stabilizes. It is for this reason that the Product Surveillance Registry results, which are intended to measure long-term performance, do not include complications that occur within the first 30 days after implant.

Information about the clinical experience in the first month of service is included in our reporting. The source for this information is Medtronic's complaint handling system database. The information is summarized in tables titled "US Reports of Acute Lead Observations."

Each Event Report received by Medtronic's complaint handling system is assigned one or more Reason for Report codes based on the information received. The Reason for Report codes have been grouped into Acute Lead Observation categories. The categories used for this product performance reporting are drawn from the "FDA Guidance for Submission of Research and Marketing Applications for Permanent Pacemaker Leads and for Pacemaker Lead Adapter 510(k) Submissions." The categories are:

1. Cardiac Perforation
2. Conductor Fracture
3. Lead Dislodgement
4. Failure to Capture
5. Oversensing
6. Failure to Sense
7. Insulation Breach
8. Impedance Abnormal
9. Extracardiac Stimulation
10. Unspecified

Although multiple observations are possible for any given lead, only one observation is reported per lead. The observation reported is the observation highest on the list. For example, if an Event Report includes observations for both Lead Dislodgement and Failure to Sense, Lead Dislodgement is reported.

The lead event reported to Medtronic may or may not have involved clinical action or product returned to Medtronic. The lead may have remained implanted and in service.

Estimated Number of Implanted and Active Leads in the United States

In addition to providing the number of leads enrolled in the PSR, we also provide the number of leads registered as implanted and the number remaining active in the United States based on the status recorded in the Medtronic Device and Registrant Tracking system.

Footnotes:

1: During the evolution of SLS, event adjudication was transitioned from a Medtronic technical review committee to an independent event adjudication committee in 2011. Data analyses include adjudication using both methods.

2: Klein, John P., Moeschberger, Melvin L. Survival Analysis Techniques for Censored and Truncated Data, New York: Springer-Verlag New York, Inc., 1997.

LEFT HEART PACING LEAD

2187

Distribution Data

US Market Release	8/28/2001
CE Approval Date	
Registered US Implants	11,984
Estimated Active US	1,900

Product Characteristics

Fixation Type	Distal Continuous Curve
Lead Function	Pacing/Sensing
Steroid Indicator	None
Lead Placement	Transvenous
Lead Tip Location	Left Ventricular Cardiac Vein
Pace/Sense Polarity	Unipolar

Product Surveillance Registry Results

Number of Leads Enrolled in Study	139
Cumulative Months of Follow-Up	6,612
Number of Leads Active in Study	8

Product Surveillance Registry Qualifying Complications

	2
Cardiac Perforation	0
Conductor Fracture	0
Electrical Abandonment	0
Extracardiac Stimulation	0
Failure To Capture	2
Failure To Sense	0
Impedance Abnormal	0
Insulation Breach (ESC)	0
Insulation Breach (MIO)	0
Insulation Breach (not further defined)	0
Lead Dislodgement	0
Medical Judgment	0
Other Complication	0
Oversensing	0
Unspecified	0

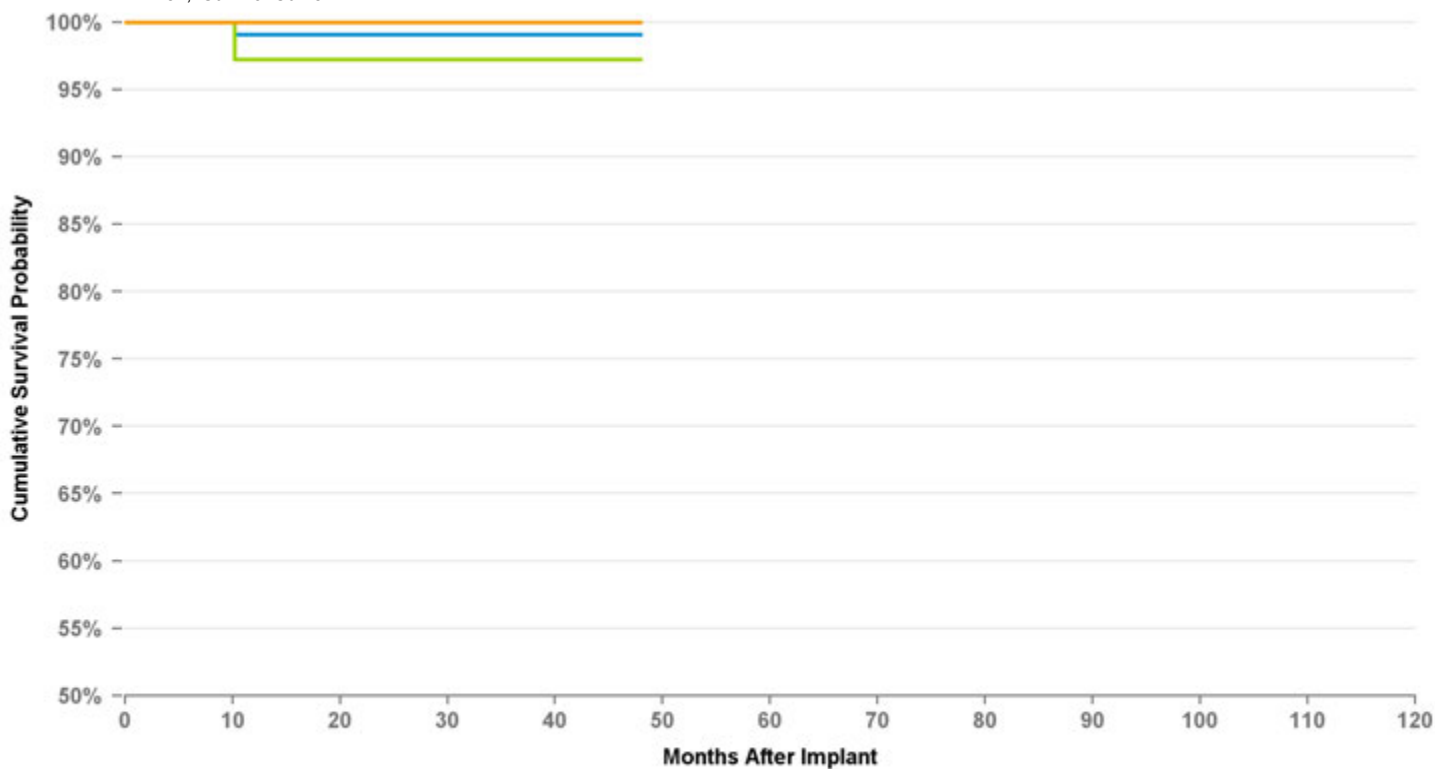
US Acute Lead Observations

Cardiac Perforation	0
Conductor Fracture	0
Extracardiac Stimulation	1
Failure To Capture	3
Failure To Sense	1
Impedance Abnormal	0
Insulation Breach	0
Lead Dislodgement	9
Oversensing	0
Unspecified	0

USA Returned Product Analysis

Conductor Fracture	1
Crimp Weld Bond	0
Insulation Breach	0
Other	4

2187, Survival Curve



Graph Name

■ Cumulative Survival Probability Graph ■ Lower 95 Pct Confidence Graph ■ Upper 95 Pct Confidence Graph

Years	1	2	3	at 48 mo
%	99.1%	99.1%	99.1%	99.1%
#	104	87	65	52

LEFT HEART PACING LEAD

4193

Distribution Data

US Market Release	5/3/2002
CE Approval Date	12/22/2000
Registered US Implants	100,816
Estimated Active US	25,264

Product Characteristics

Fixation Type	Distal Double Curve
Lead Function	Pacing/Sensing
Steroid Indicator	Yes
Lead Placement	Transvenous
Lead Tip Location	Left Ventricular Cardiac Vein
Pace/Sense Polarity	Unipolar

Product Surveillance Registry Results

Number of Leads Enrolled in Study	761
Cumulative Months of Follow-Up	34,344
Number of Leads Active in Study	103

Product Surveillance Registry Qualifying Complications

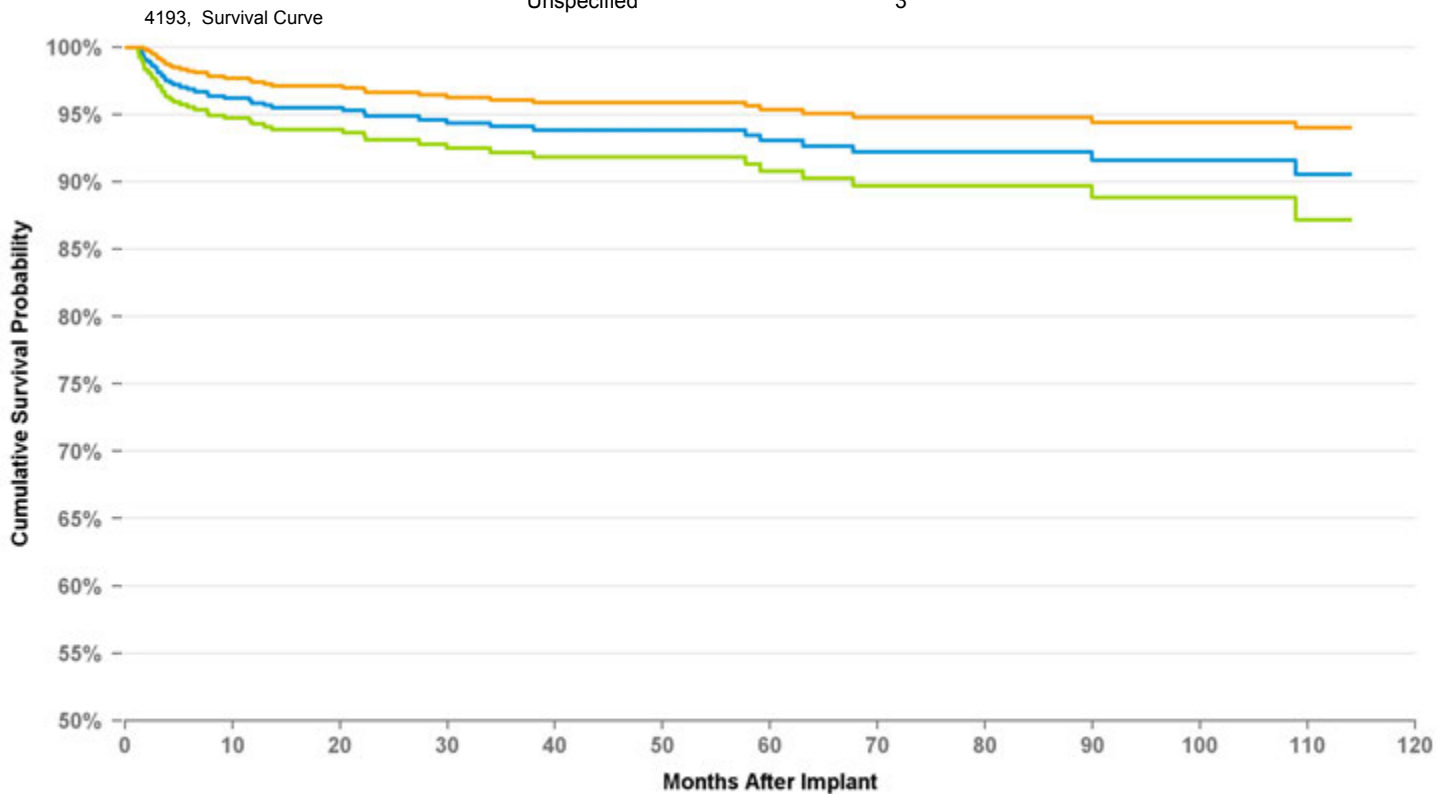
	42
Cardiac Perforation	0
Conductor Fracture	1
Electrical Abandonment	0
Extracardiac Stimulation	9
Failure To Capture	14
Failure To Sense	0
Impedance Abnormal	0
Insulation Breach (ESC)	0
Insulation Breach (MIO)	0
Insulation Breach (not further defined)	0
Lead Dislodgement	14
Medical Judgment	0
Other Complication	1
Oversensing	0
Unspecified	3

US Acute Lead Observations

Cardiac Perforation	0
Conductor Fracture	0
Extracardiac Stimulation	19
Failure To Capture	11
Failure To Sense	0
Impedance Abnormal	0
Insulation Breach	0
Lead Dislodgement	45
Oversensing	1
Unspecified	2

USA Returned Product Analysis

Conductor Fracture	66
Crimp Weld Bond	0
Insulation Breach	15
Other	48



Graph Name

■ Cumulative Survival Probability Graph
 ■ Lower 95 Pct Confidence Graph
 ■ Upper 95 Pct Confidence Graph

Years	1	2	3	4	5	6	7	8	9	at 114 mo
%	95.9%	94.9%	94.1%	93.8%	93.1%	92.2%	92.2%	91.6%	91.6%	90.6%
#	593	441	357	280	223	183	146	118	77	61

LEFT HEART PACING LEAD

4194

Distribution Data

US Market Release	8/24/2004
CE Approval Date	7/14/2003
Registered US Implants	114,229
Estimated Active US	55,675

Product Characteristics

Fixation Type	Distal Double Curve
Lead Function	Pacing/Sensing
Steroid Indicator	Yes
Lead Placement	Transvenous
Lead Tip Location	Left Ventricular Cardiac Vein
Pace/Sense Polarity	Bipolar

Product Surveillance Registry Results

Number of Leads Enrolled in Study	1,557
Cumulative Months of Follow-Up	62,800
Number of Leads Active in Study	650

Product Surveillance Registry Qualifying Complications

	51
Cardiac Perforation	0
Conductor Fracture	0
Electrical Abandonment	0
Extracardiac Stimulation	9
Failure To Capture	13
Failure To Sense	0
Impedance Abnormal	0
Insulation Breach (ESC)	1
Insulation Breach (MIO)	0
Insulation Breach (not further defined)	2
Lead Dislodgement	25
Medical Judgment	0
Other Complication	1
Oversensing	0
Unspecified	0

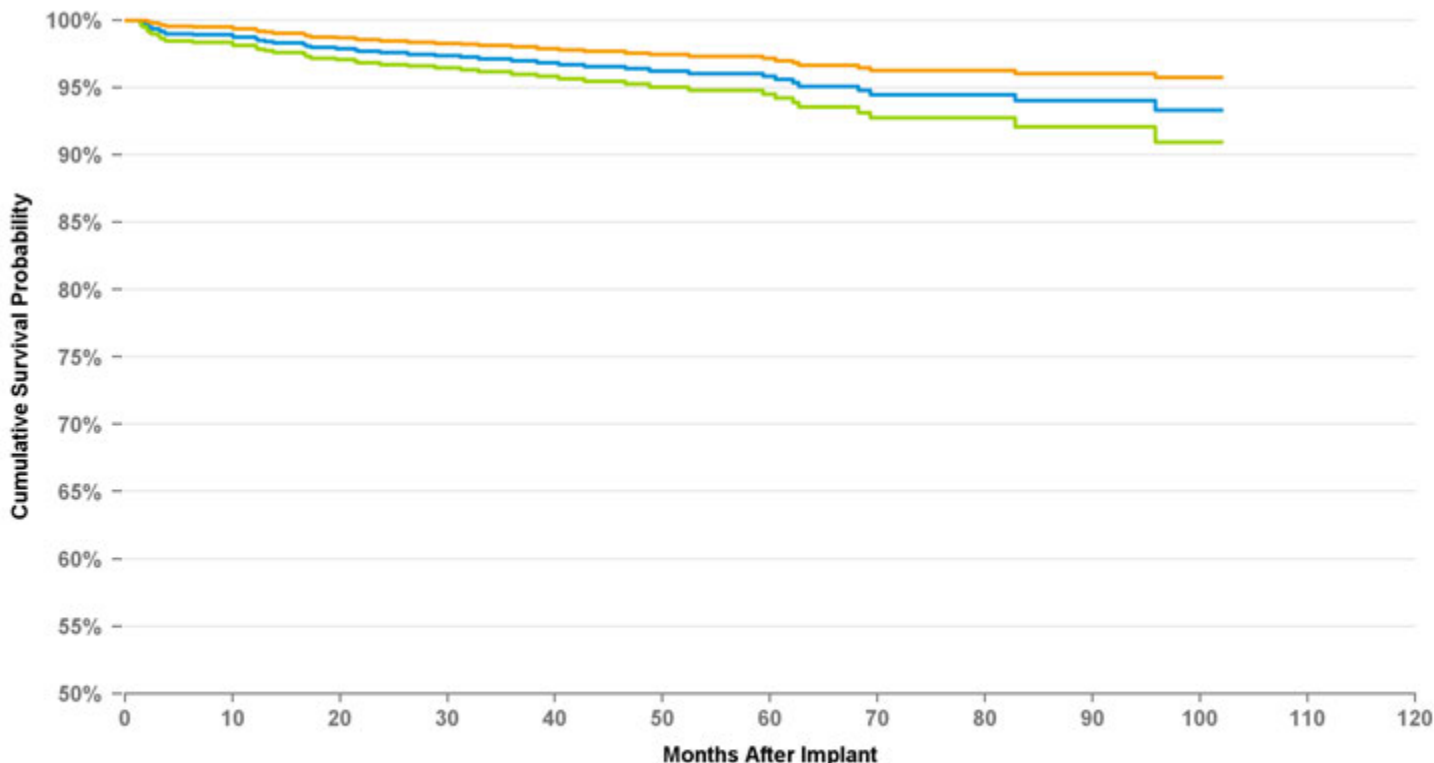
US Acute Lead Observations

Cardiac Perforation	2
Conductor Fracture	2
Extracardiac Stimulation	48
Failure To Capture	42
Failure To Sense	0
Impedance Abnormal	7
Insulation Breach	0
Lead Dislodgement	148
Oversensing	2
Unspecified	5

USA Returned Product Analysis

Conductor Fracture	20
Crimp Weld Bond	0
Insulation Breach	84
Other	9

4194, Survival Curve



Graph Name

■ Cumulative Survival Probability Graph
 ■ Lower 95 Pct Confidence Graph
 ■ Upper 95 Pct Confidence Graph

Years	1	2	3	4	5	6	7	8	at 102 mo
%	98.8%	97.6%	97.0%	96.4%	95.8%	94.5%	94.0%	93.3%	93.3%
#	1,272	1,002	753	571	375	220	146	92	71

LEFT HEART PACING LEAD

4195

Distribution Data

US Market Release	8/15/2008
CE Approval Date	5/13/2005
Registered US Implants	17,198
Estimated Active US	11,604

Product Characteristics

Fixation Type	Deployable Lobe Fixation
Lead Function	Pacing/Sensing
Steroid Indicator	Yes
Lead Placement	Transvenous
Lead Tip Location	Left Ventricular Cardiac Vein
Pace/Sense Polarity	Unipolar

Product Surveillance Registry Results

Number of Leads Enrolled in Study	1,468
Cumulative Months of Follow-Up	53,432
Number of Leads Active in Study	681

Product Surveillance Registry Qualifying Complications

22

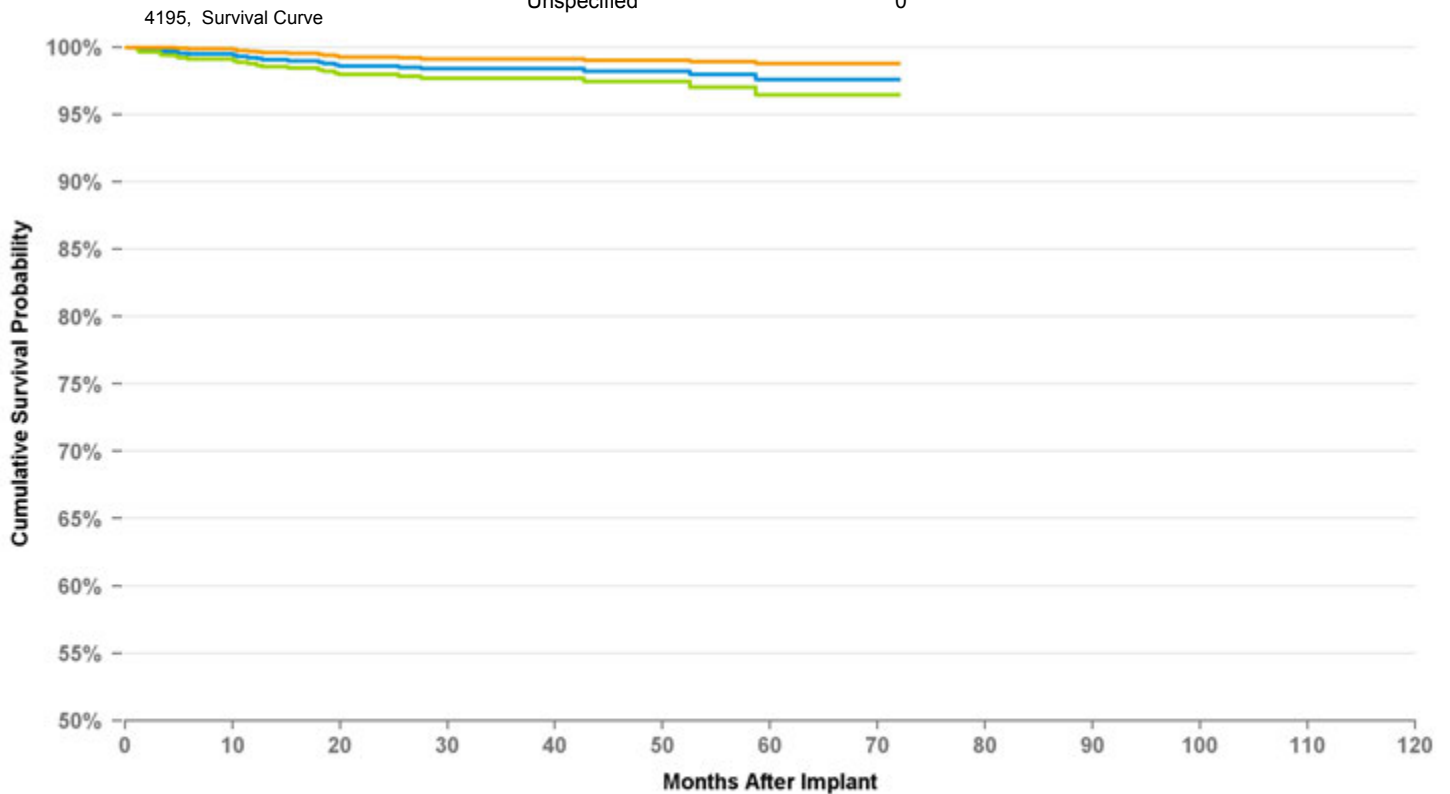
Cardiac Perforation	0
Conductor Fracture	0
Electrical Abandonment	0
Extracardiac Stimulation	9
Failure To Capture	3
Failure To Sense	0
Impedance Abnormal	1
Insulation Breach (ESC)	0
Insulation Breach (MIO)	0
Insulation Breach (not further defined)	3
Lead Dislodgement	5
Medical Judgment	0
Other Complication	1
Oversensing	0
Unspecified	0

US Acute Lead Observations

Cardiac Perforation	0
Conductor Fracture	0
Extracardiac Stimulation	29
Failure To Capture	19
Failure To Sense	0
Impedance Abnormal	3
Insulation Breach	0
Lead Dislodgement	30
Oversensing	0
Unspecified	1

USA Returned Product Analysis

Conductor Fracture	6
Crimp Weld Bond	0
Insulation Breach	2
Other	4



Graph Name

■ Cumulative Survival Probability Graph ■ Lower 95 Pct Confidence Graph ■ Upper 95 Pct Confidence Graph

Years	1	2	3	4	5	at 72 mo
%	99.2%	98.6%	98.4%	98.2%	97.6%	97.6%
#	1,225	976	718	441	252	76

LEFT HEART PACING LEAD

4196

Distribution Data

US Market Release	5/15/2009
CE Approval Date	7/24/2007
Registered US Implants	64,767
Estimated Active US	46,740

Product Characteristics

Fixation Type	Double Curve
Lead Function	Pacing/Sensing
Steroid Indicator	Yes
Lead Placement	Transvenous
Lead Tip Location	Left Ventricular Cardiac Vein
Pace/Sense Polarity	Bipolar

Product Surveillance Registry Results

Number of Leads Enrolled in Study	2,153
Cumulative Months of Follow-Up	71,283
Number of Leads Active in Study	818

Product Surveillance Registry Qualifying Complications

62

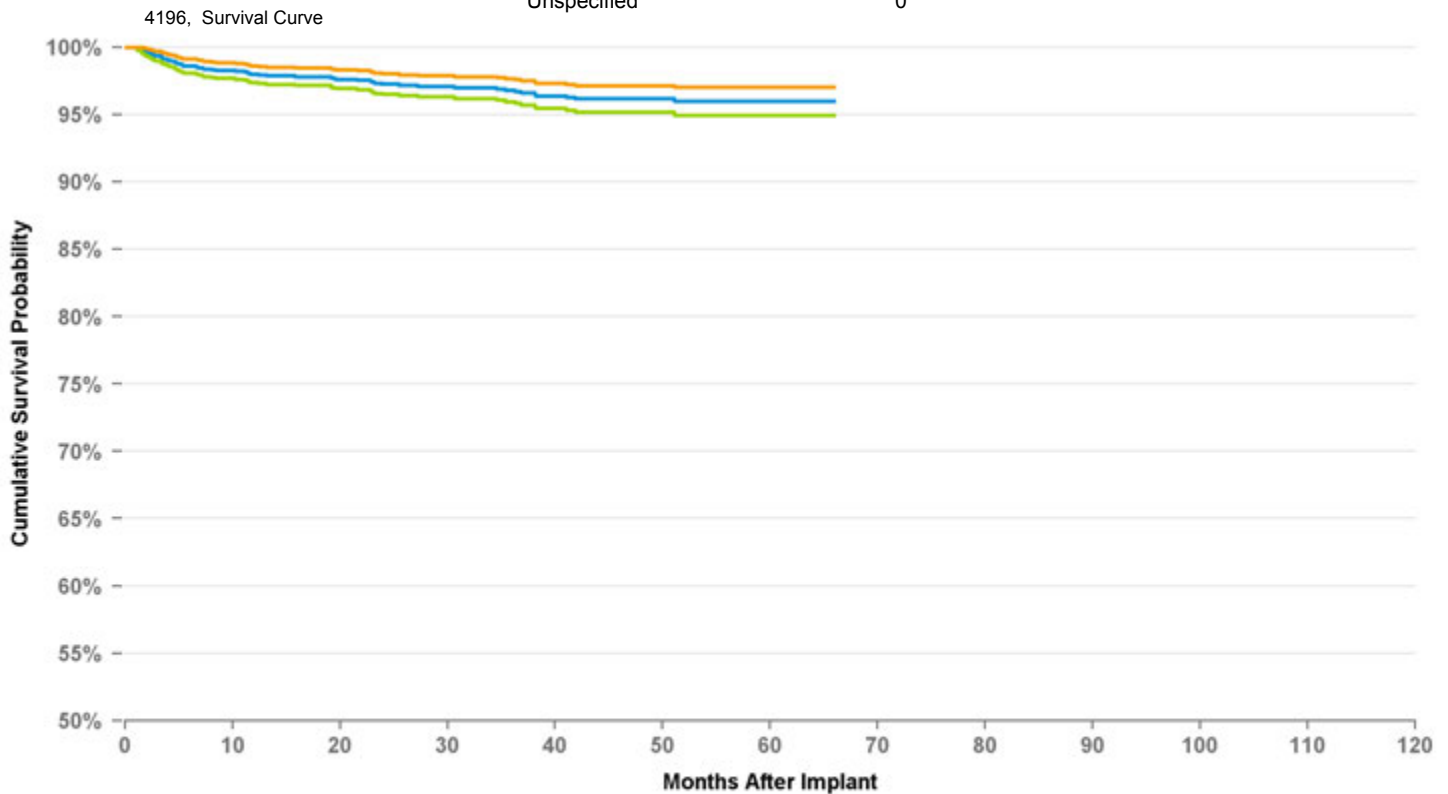
Cardiac Perforation	0
Conductor Fracture	2
Electrical Abandonment	0
Extracardiac Stimulation	13
Failure To Capture	19
Failure To Sense	0
Impedance Abnormal	1
Insulation Breach (ESC)	0
Insulation Breach (MIO)	0
Insulation Breach (not further defined)	1
Lead Dislodgement	21
Medical Judgment	0
Other Complication	5
Oversensing	0
Unspecified	0

US Acute Lead Observations

Cardiac Perforation	3
Conductor Fracture	2
Extracardiac Stimulation	84
Failure To Capture	52
Failure To Sense	1
Impedance Abnormal	8
Insulation Breach	2
Lead Dislodgement	186
Oversensing	1
Unspecified	3

USA Returned Product Analysis

Conductor Fracture	19
Crimp Weld Bond	0
Insulation Breach	0
Other	12



Graph Name

■ Cumulative Survival Probability Graph
 ■ Lower 95 Pct Confidence Graph
 ■ Upper 95 Pct Confidence Graph

Years	1	2	3	4	5	at 66 mo
%	98.0%	97.2%	96.8%	96.2%	96.0%	96.0%
#	1,745	1,299	947	624	236	98

LEFT HEART PACING LEAD

4296

Distribution Data

US Market Release	4/1/2011
CE Approval Date	12/18/2009
Registered US Implants	31,226
Estimated Active US	26,671

Product Characteristics

Fixation Type	Distal Double Curve
Lead Function	Pacing/Sensing
Steroid Indicator	Yes
Lead Placement	Transvenous
Lead Tip Location	Left Ventricular Cardiac Vein
Pace/Sense Polarity	Dual Electrodes

Product Surveillance Registry Results

Number of Leads Enrolled in Study	1,402
Cumulative Months of Follow-Up	30,221
Number of Leads Active in Study	859

Product Surveillance Registry Qualifying Complications

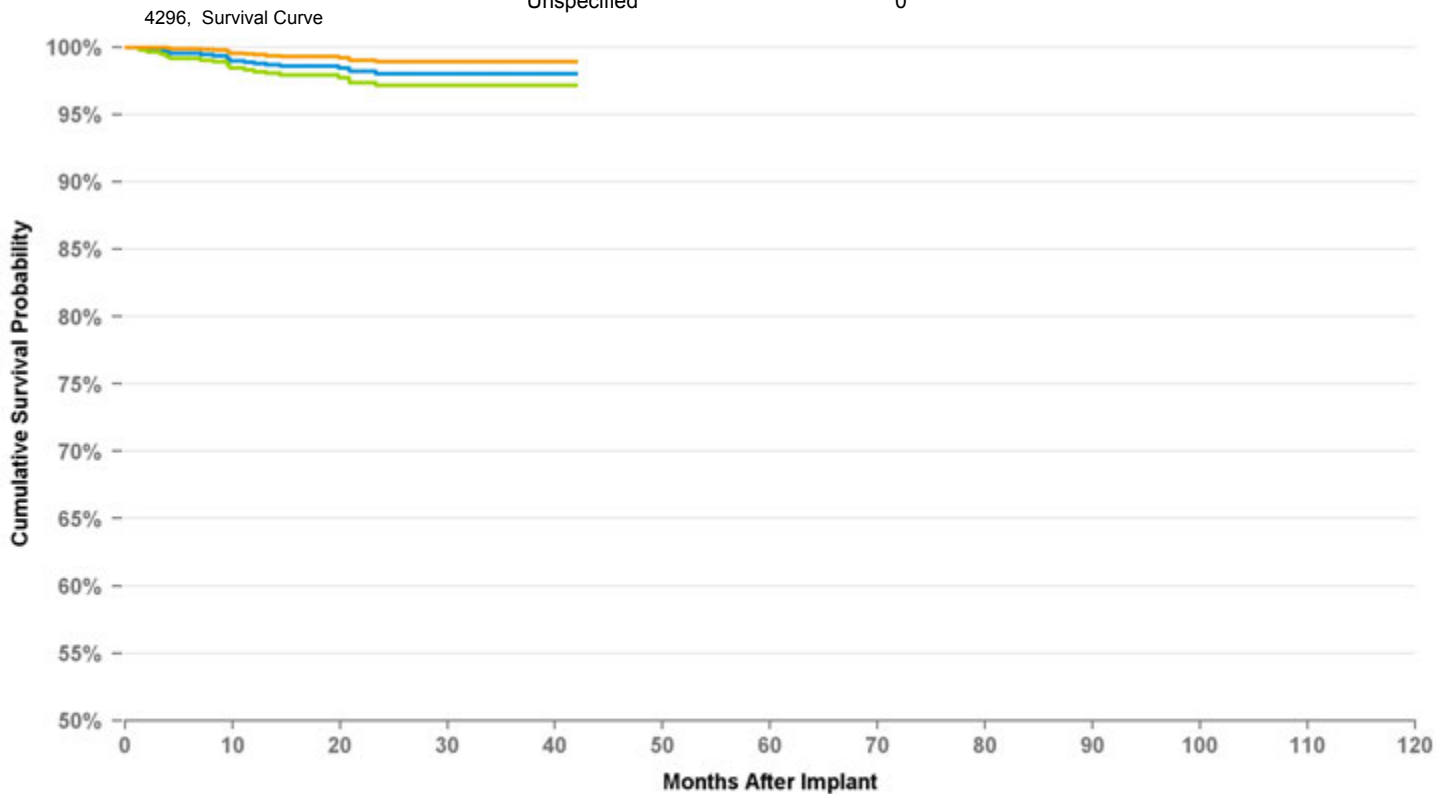
	22
Cardiac Perforation	0
Conductor Fracture	0
Electrical Abandonment	0
Extracardiac Stimulation	6
Failure To Capture	4
Failure To Sense	0
Impedance Abnormal	0
Insulation Breach (ESC)	0
Insulation Breach (MIO)	0
Insulation Breach (not further defined)	0
Lead Dislodgement	11
Medical Judgment	0
Other Complication	1
Oversensing	0
Unspecified	0

US Acute Lead Observations

Cardiac Perforation	2
Conductor Fracture	0
Extracardiac Stimulation	53
Failure To Capture	21
Failure To Sense	0
Impedance Abnormal	8
Insulation Breach	4
Lead Dislodgement	107
Oversensing	0
Unspecified	0

USA Returned Product Analysis

Conductor Fracture	2
Crimp Weld Bond	2
Insulation Breach	0
Other	3



Graph Name

■ Cumulative Survival Probability Graph
 ■ Lower 95 Pct Confidence Graph
 ■ Upper 95 Pct Confidence Graph

Years	1	2	3	at 42 mo
%	98.8%	98.0%	98.0%	98.0%
#	1,029	587	231	96

LEFT HEART PACING LEAD

4298

Distribution Data

US Market Release	8/1/2014
CE Approval Date	1/1/2013
Registered US Implants	25,075
Estimated Active US	24,098

Product Characteristics

Fixation Type	Distal Double Curve
Lead Function	Pacing/Sensing
Steroid Indicator	Yes
Lead Placement	Transvenous
Lead Tip Location	Left Ventricular Cardiac Vein
Pace/Sense Polarity	Bipolar

Product Surveillance Registry Results

Number of Leads Enrolled in Study	713
Cumulative Months of Follow-Up	2,974
Number of Leads Active in Study	667

Product Surveillance Registry Qualifying Complications

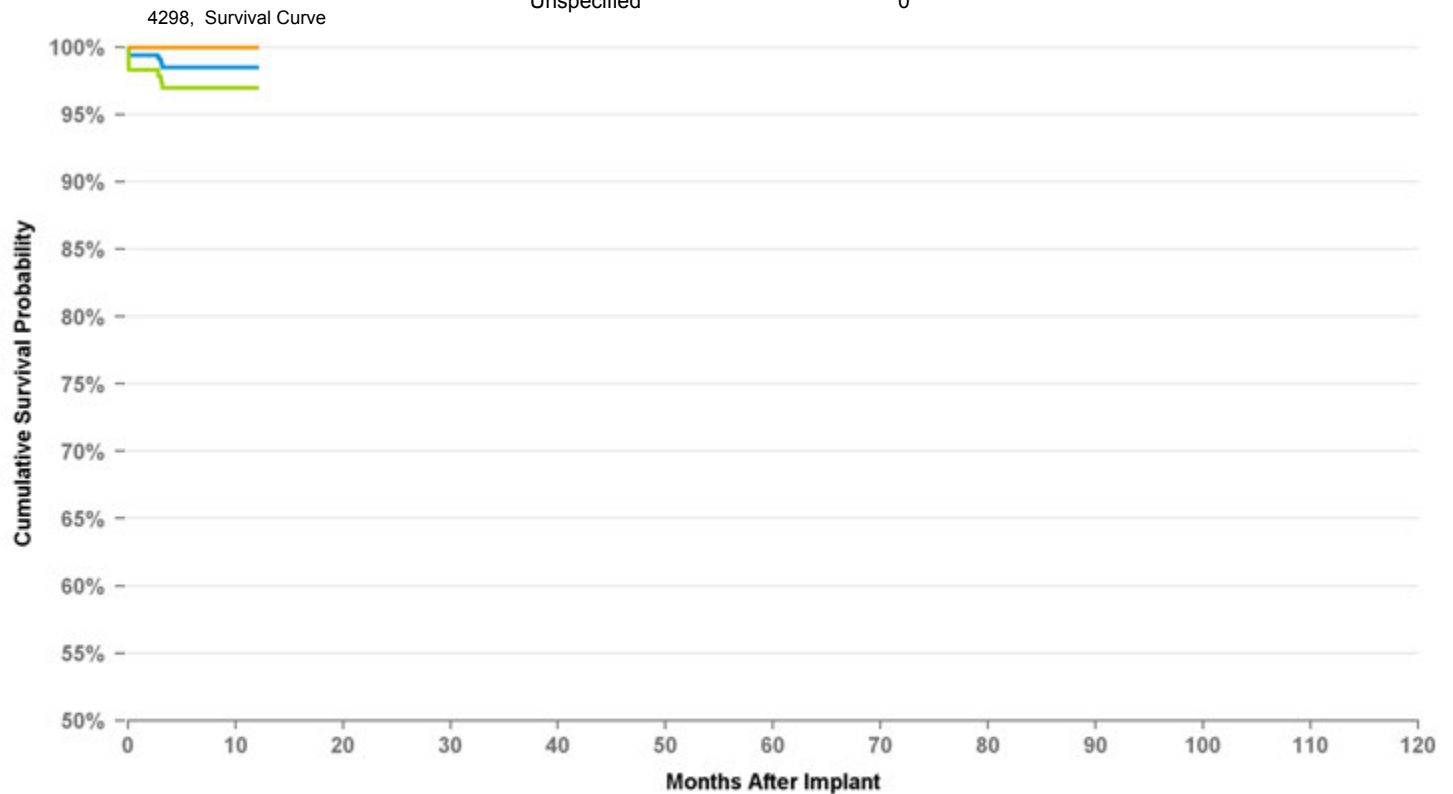
	5
Cardiac Perforation	0
Conductor Fracture	0
Electrical Abandonment	0
Extracardiac Stimulation	1
Failure To Capture	0
Failure To Sense	0
Impedance Abnormal	0
Insulation Breach (ESC)	0
Insulation Breach (MIO)	0
Insulation Breach (not further defined)	0
Lead Dislodgement	4
Medical Judgment	0
Other Complication	0
Oversensing	0
Unspecified	0

US Acute Lead Observations

Cardiac Perforation	2
Conductor Fracture	0
Extracardiac Stimulation	49
Failure To Capture	34
Failure To Sense	0
Impedance Abnormal	8
Insulation Breach	0
Lead Dislodgement	54
Oversensing	0
Unspecified	0

USA Returned Product Analysis

Conductor Fracture	1
Crimp Weld Bond	0
Insulation Breach	0
Other	9



Graph Name

■ Cumulative Survival Probability Graph
 ■ Lower 95 Pct Confidence Graph
 ■ Upper 95 Pct Confidence Graph

Years	at 12 mo
%	98.5%
#	59

LEFT HEART PACING LEAD

4396

Distribution Data

US Market Release	3/31/2011
CE Approval Date	12/18/2009
Registered US Implants	6,622
Estimated Active US	5,535

Product Characteristics

Fixation Type	Tines
Lead Function	Pacing/Sensing
Steroid Indicator	Yes
Lead Placement	Transvenous
Lead Tip Location	Left Ventricular Cardiac Vein
Pace/Sense Polarity	Dual Electrodes

Product Surveillance Registry Results

Number of Leads Enrolled in Study	412
Cumulative Months of Follow-Up	8,971
Number of Leads Active in Study	267

Product Surveillance Registry Qualifying Complications

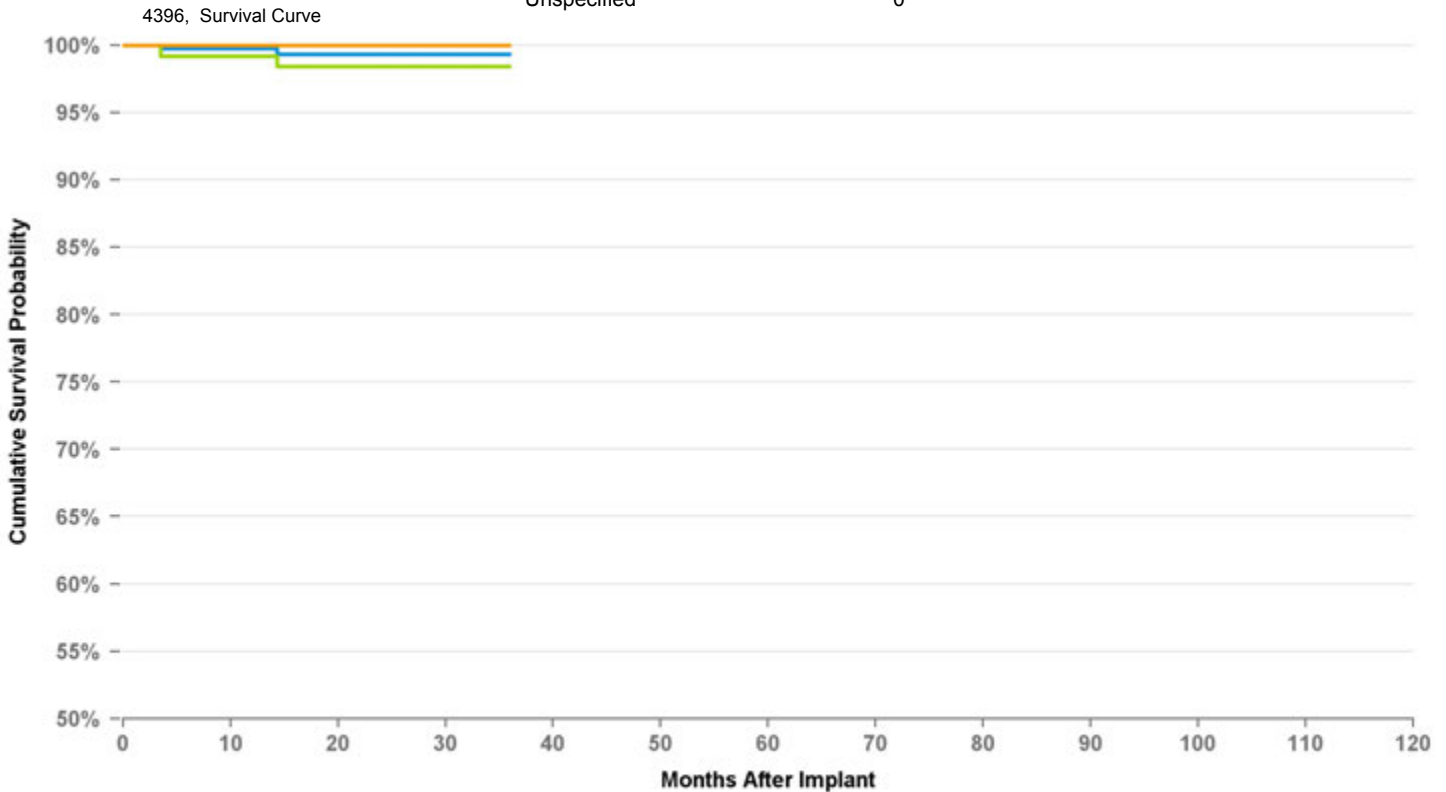
	2
Cardiac Perforation	0
Conductor Fracture	0
Electrical Abandonment	0
Extracardiac Stimulation	0
Failure To Capture	0
Failure To Sense	0
Impedance Abnormal	0
Insulation Breach (ESC)	0
Insulation Breach (MIO)	0
Insulation Breach (not further defined)	0
Lead Dislodgement	1
Medical Judgment	0
Other Complication	1
Oversensing	0
Unspecified	0

US Acute Lead Observations

Cardiac Perforation	1
Conductor Fracture	1
Extracardiac Stimulation	12
Failure To Capture	5
Failure To Sense	0
Impedance Abnormal	0
Insulation Breach	0
Lead Dislodgement	30
Oversensing	0
Unspecified	0

USA Returned Product Analysis

Conductor Fracture	3
Crimp Weld Bond	0
Insulation Breach	0
Other	1



Graph Name

■ Cumulative Survival Probability Graph ■ Lower 95 Pct Confidence Graph ■ Upper 95 Pct Confidence Graph

Years	1	2	at 36 mo
%	99.7%	99.3%	99.3%
#	273	160	78

LEFT HEART PACING LEAD

4398

Distribution Data

US Market Release	12/10/2014
CE Approval Date	1/1/2013
Registered US Implants	4,280
Estimated Active US	4,150

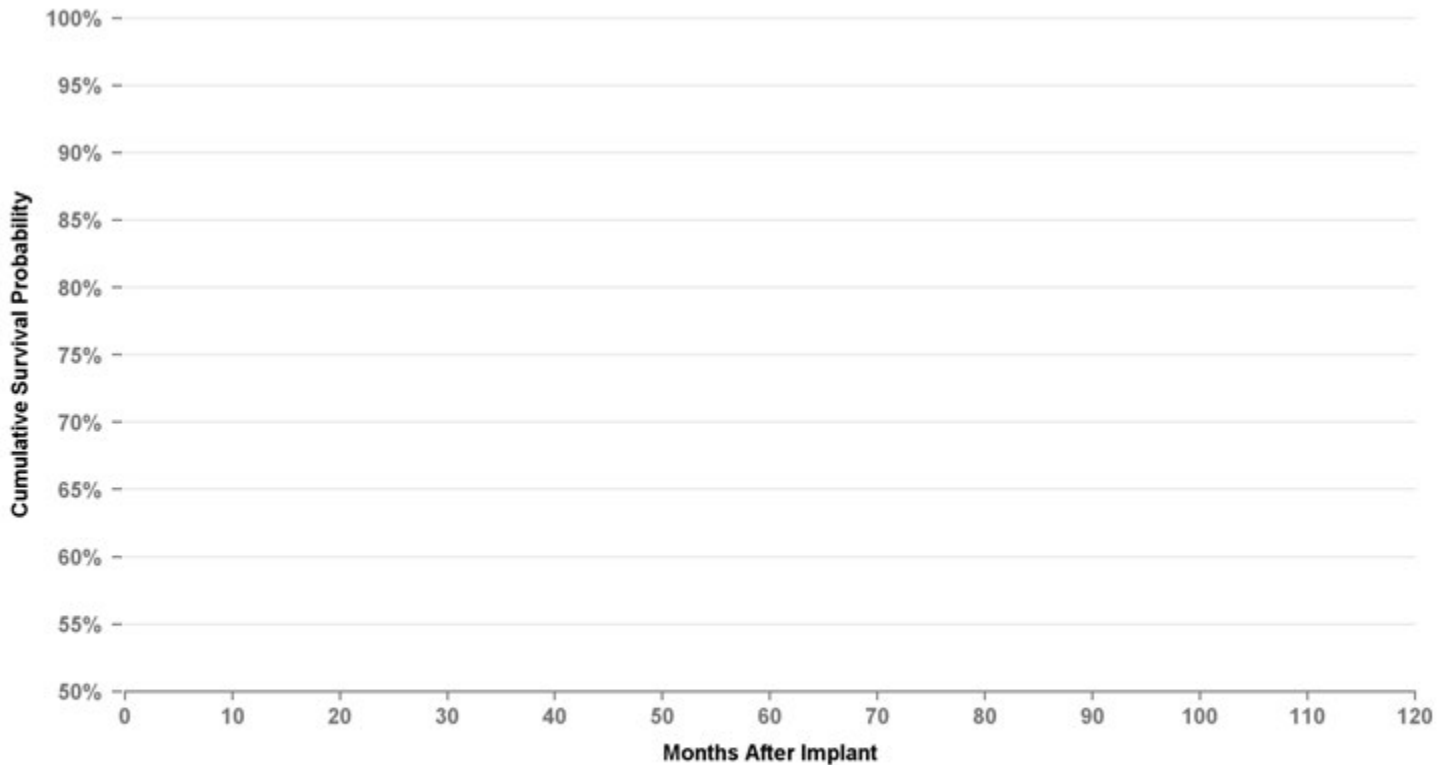
Product Characteristics

Fixation Type	Tines
Lead Function	Pacing/Sensing
Steroid Indicator	Yes
Lead Placement	Transvenous
Lead Tip Location	Left Ventricular Cardiac Vein
Pace/Sense Polarity	Bipolar

Product Surveillance Registry Results

Number of Leads Enrolled in Study	142
Cumulative Months of Follow-Up	745
Number of Leads Active in Study	130

4398, Survival Curve



Graph Name

■ Cumulative Survival Probability Graph
 ■ Lower 95 Pct Confidence Graph
 ■ Upper 95 Pct Confidence Graph

Years

%

#

Product Surveillance Registry Qualifying Complications

	0
Cardiac Perforation	0
Conductor Fracture	0
Electrical Abandonment	0
Extracardiac Stimulation	0
Failure To Capture	0
Failure To Sense	0
Impedance Abnormal	0
Insulation Breach (ESC)	0
Insulation Breach (MIO)	0
Insulation Breach (not further defined)	0
Lead Dislodgement	0
Medical Judgment	0
Other Complication	0
Oversensing	0
Unspecified	0

US Acute Lead Observations

Cardiac Perforation	1
Conductor Fracture	0
Extracardiac Stimulation	14
Failure To Capture	10
Failure To Sense	0
Impedance Abnormal	1
Insulation Breach	0
Lead Dislodgement	6
Oversensing	0
Unspecified	0

USA Returned Product Analysis

Conductor Fracture	0
Crimp Weld Bond	0
Insulation Breach	0
Other	2

LEFT HEART PACING LEAD

4598

Distribution Data

US Market Release	12/10/2014
CE Approval Date	1/1/2013
Registered US Implants	8,645
Estimated Active US	8,399

Product Characteristics

Fixation Type	Canted
Lead Function	Pacing/Sensing
Steroid Indicator	Yes
Lead Placement	Transvenous
Lead Tip Location	Left Ventricular Cardiac Vein
Pace/Sense Polarity	Quad Pole

Product Surveillance Registry Results

Number of Leads Enrolled in Study	238
Cumulative Months of Follow-Up	791
Number of Leads Active in Study	230

Product Surveillance Registry Qualifying Complications

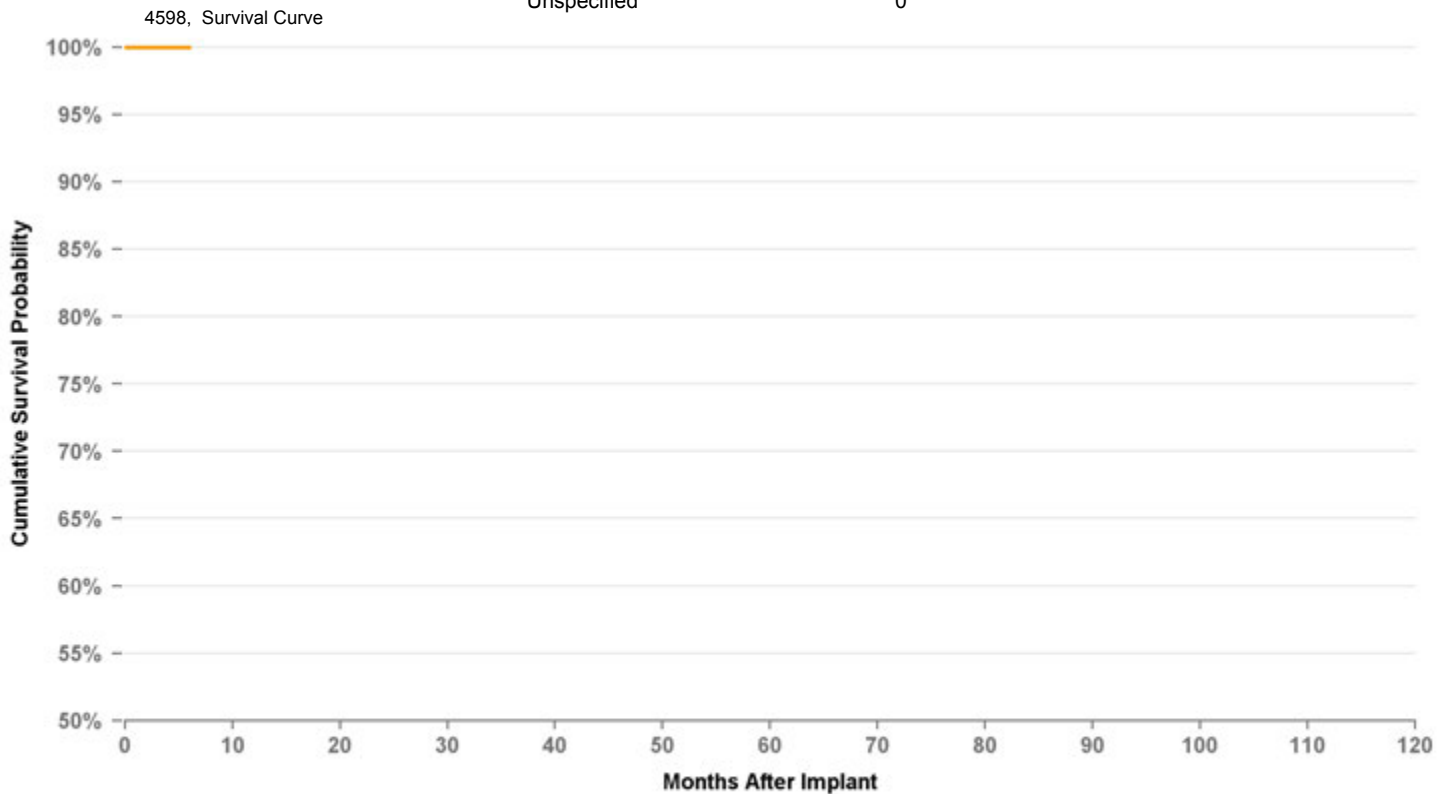
Cardiac Perforation	0
Conductor Fracture	0
Electrical Abandonment	0
Extracardiac Stimulation	0
Failure To Capture	0
Failure To Sense	0
Impedance Abnormal	0
Insulation Breach (ESC)	0
Insulation Breach (MIO)	0
Insulation Breach (not further defined)	0
Lead Dislodgement	0
Medical Judgment	0
Other Complication	0
Oversensing	0
Unspecified	0

US Acute Lead Observations

Cardiac Perforation	2
Conductor Fracture	0
Extracardiac Stimulation	12
Failure To Capture	6
Failure To Sense	0
Impedance Abnormal	4
Insulation Breach	0
Lead Dislodgement	13
Oversensing	0
Unspecified	0

USA Returned Product Analysis

Conductor Fracture	0
Crimp Weld Bond	0
Insulation Breach	0
Other	1



Graph Name

■ Cumulative Survival Probability Graph
 ■ Lower 95 Pct Confidence Graph
 ■ Upper 95 Pct Confidence Graph

Years at 6 mo

% 100.0%

55

DEFIBRILLATION LEAD

6721

Distribution Data

US Market Release	3/31/1994
CE Approval Date	1/1/1993
Registered US Implants	3,069
Estimated Active US	1,043

Product Characteristics

Fixation Type	Suture
Lead Function	Defibrillation
Steroid Indicator	None
Lead Placement	Epi Patch
Lead Tip Location	Epicardial
Pace/Sense Polarity	n/a

Product Surveillance Registry Results

Number of Leads Enrolled in Study	412
Cumulative Months of Follow-Up	23,657
Number of Leads Active in Study	3

Product Surveillance Registry Qualifying Complications

47

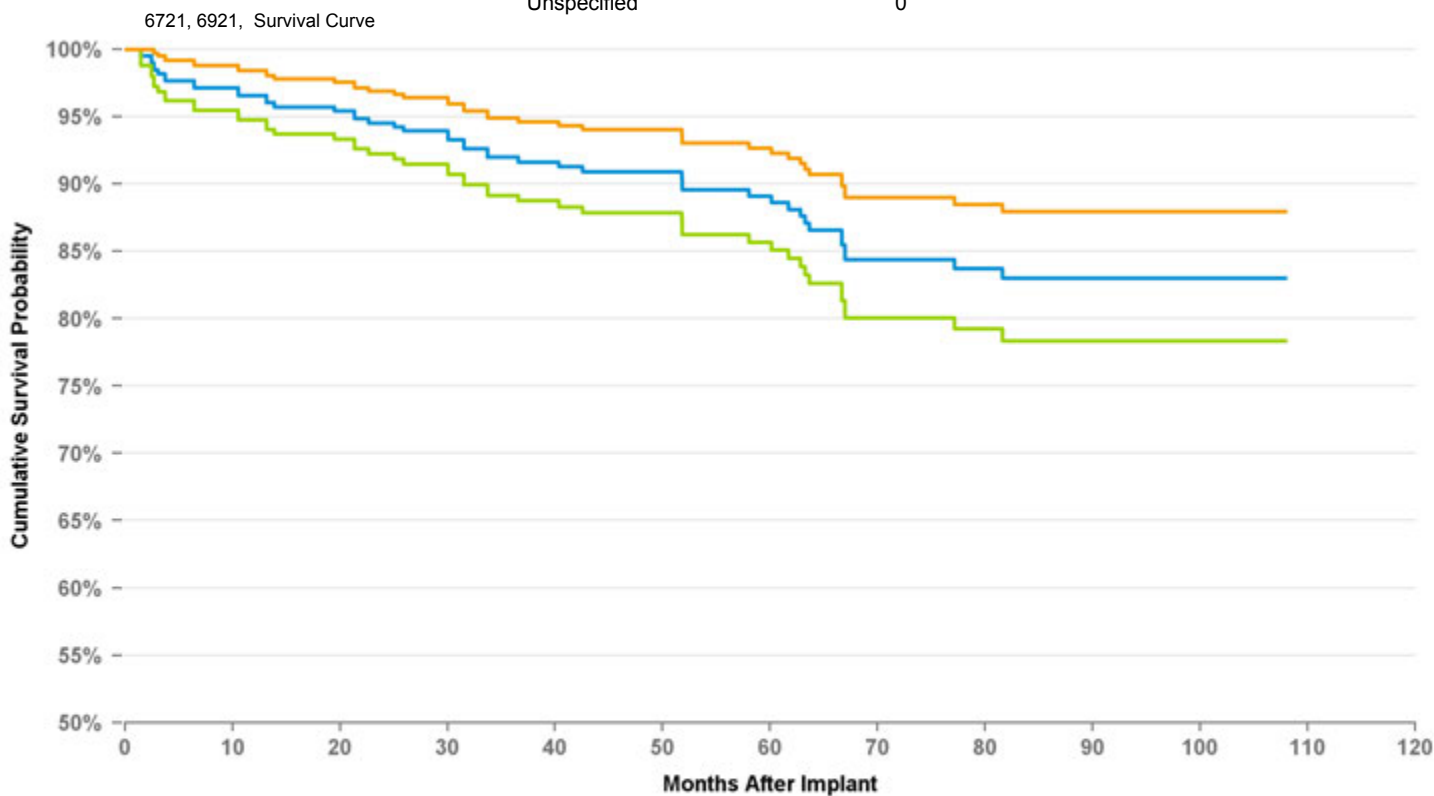
Cardiac Perforation	0
Conductor Fracture	21
Electrical Abandonment	0
Extracardiac Stimulation	0
Failure To Capture	8
Failure To Sense	0
Impedance Abnormal	4
Insulation Breach (ESC)	0
Insulation Breach (MIO)	0
Insulation Breach (not further defined)	2
Lead Dislodgement	0
Medical Judgment	0
Other Complication	0
Oversensing	12
Unspecified	0

US Acute Lead Observations

Cardiac Perforation	1
Conductor Fracture	2
Extracardiac Stimulation	0
Failure To Capture	2
Failure To Sense	1
Impedance Abnormal	5
Insulation Breach	0
Lead Dislodgement	0
Oversensing	1
Unspecified	0

USA Returned Product Analysis

Conductor Fracture	14
Crimp Weld Bond	0
Insulation Breach	1
Other	0



Graph Name

■ Cumulative Survival Probability Graph ■ Lower 95 Pct Confidence Graph ■ Upper 95 Pct Confidence Graph

Years	1	2	3	4	5	6	7	8	at 108 mo
%	96.6%	94.5%	92.0%	90.9%	89.1%	84.4%	83.0%	83.0%	83.0%
#	344	314	268	216	185	132	99	63	55

DEFIBRILLATION LEAD

6930

Distribution Data

US Market Release	9/2/2004
CE Approval Date	
Registered US Implants	354
Estimated Active US	127

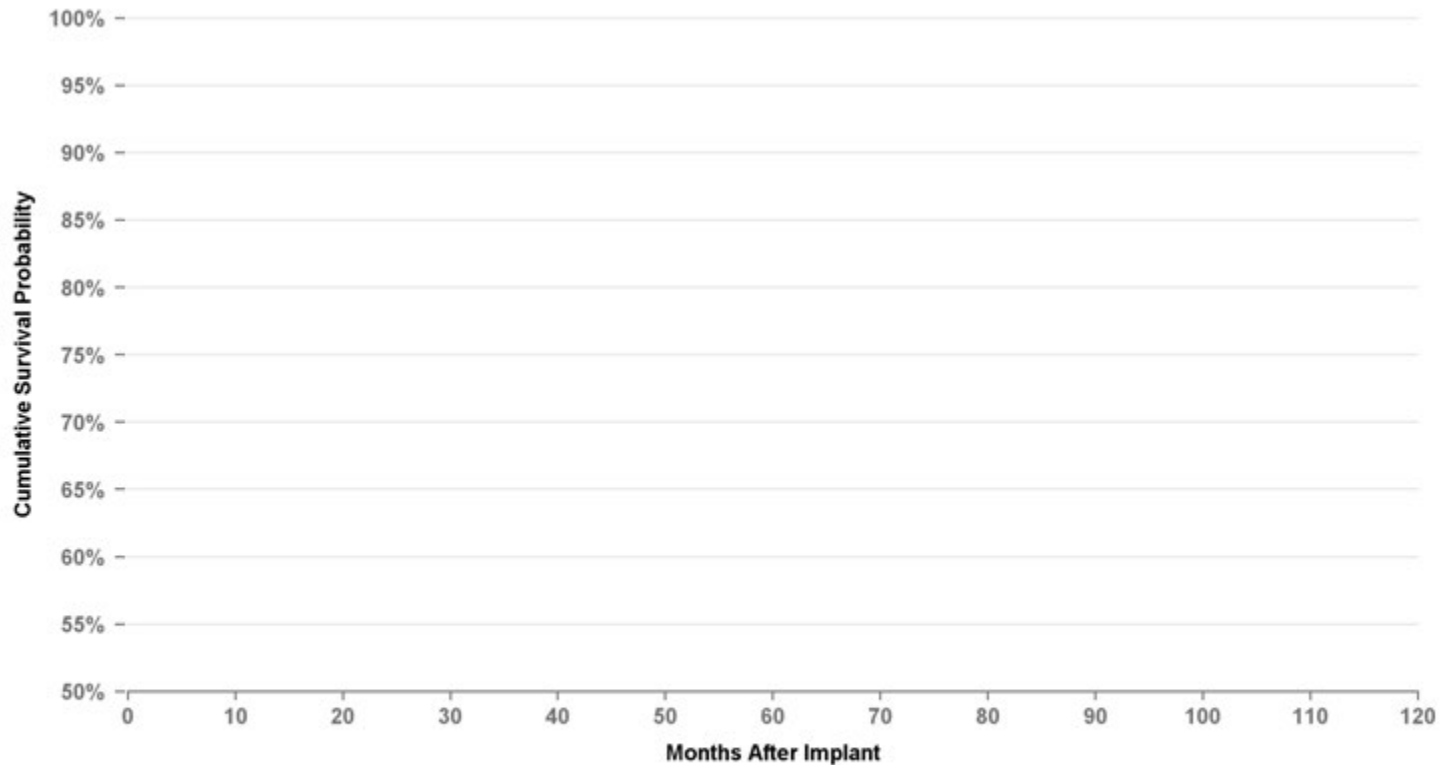
Product Characteristics

Fixation Type	Tines
Lead Function	Pacing/Sensing
Steroid Indicator	Yes
Lead Placement	Transvenous
Lead Tip Location	Right Ventricle
Pace/Sense Polarity	True Bipolar/One Coil

Product Surveillance Registry Results

Number of Leads Enrolled in Study	4
Cumulative Months of Follow-Up	221
Number of Leads Active in Study	1

6930, Survival Curve



Graph Name

■ Cumulative Survival Probability Graph ■ Lower 95 Pct Confidence Graph ■ Upper 95 Pct Confidence Graph

Years

%

#

Product Surveillance Registry Qualifying Complications

	0
Cardiac Perforation	0
Conductor Fracture	0
Electrical Abandonment	0
Extracardiac Stimulation	0
Failure To Capture	0
Failure To Sense	0
Impedance Abnormal	0
Insulation Breach (ESC)	0
Insulation Breach (MIO)	0
Insulation Breach (not further defined)	0
Lead Dislodgement	0
Medical Judgment	0
Other Complication	0
Oversensing	0
Unspecified	0

US Acute Lead Observations

Cardiac Perforation	0
Conductor Fracture	0
Extracardiac Stimulation	0
Failure To Capture	0
Failure To Sense	0
Impedance Abnormal	0
Insulation Breach	0
Lead Dislodgement	0
Oversensing	0
Unspecified	1

USA Returned Product Analysis

Conductor Fracture	5
Crimp Weld Bond	0
Insulation Breach	0
Other	0

DEFIBRILLATION LEAD

6931

Distribution Data

US Market Release	9/2/2004
CE Approval Date	
Registered US Implants	8,083
Estimated Active US	2,458

Product Characteristics

Fixation Type	Active Screw In
Lead Function	Pacing/Sensing
Steroid Indicator	Yes
Lead Placement	Transvenous
Lead Tip Location	Right Ventricle
Pace/Sense Polarity	True Bipolar/One Coil

Product Surveillance Registry Results

Number of Leads Enrolled in Study	309
Cumulative Months of Follow-Up	16,331
Number of Leads Active in Study	42

Product Surveillance Registry Qualifying Complications

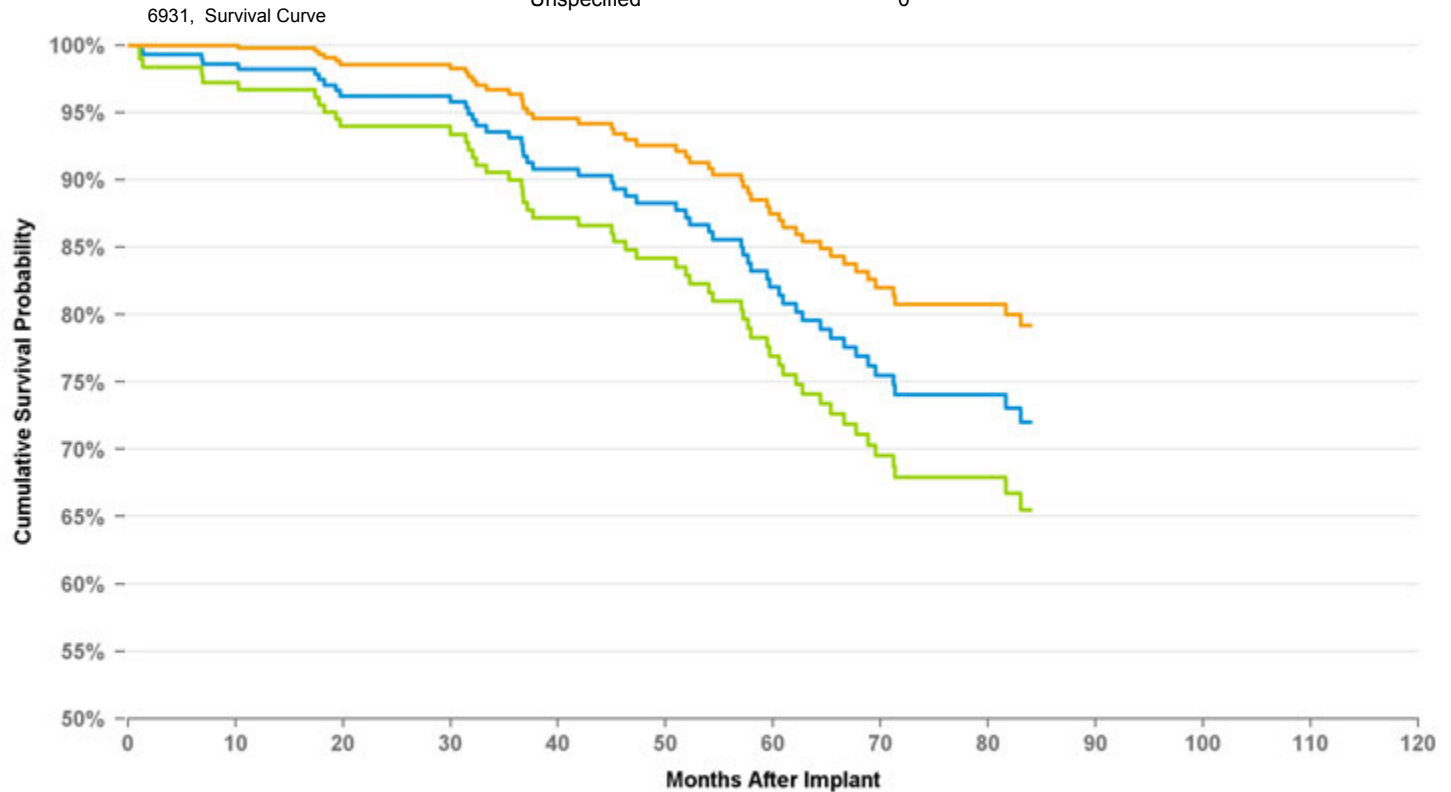
	58
Cardiac Perforation	0
Conductor Fracture	36
Electrical Abandonment	0
Extracardiac Stimulation	0
Failure To Capture	3
Failure To Sense	1
Impedance Abnormal	9
Insulation Breach (ESC)	0
Insulation Breach (MIO)	0
Insulation Breach (not further defined)	0
Lead Dislodgement	2
Medical Judgment	0
Other Complication	0
Oversensing	7
Unspecified	0

US Acute Lead Observations

Cardiac Perforation	1
Conductor Fracture	2
Extracardiac Stimulation	0
Failure To Capture	1
Failure To Sense	1
Impedance Abnormal	0
Insulation Breach	0
Lead Dislodgement	1
Oversensing	3
Unspecified	1

USA Returned Product Analysis

Conductor Fracture	610
Crimp Weld Bond	0
Insulation Breach	1
Other	5



Graph Name

■ Cumulative Survival Probability Graph ■ Lower 95 Pct Confidence Graph ■ Upper 95 Pct Confidence Graph

Years	1	2	3	4	5	6	at 84 mo
%	98.2%	96.2%	93.1%	88.3%	82.0%	74.1%	72.0%
#	269	237	208	166	133	98	61

DEFIBRILLATION LEAD

6932

Distribution Data

US Market Release	8/6/1996
CE Approval Date	
Registered US Implants	14,900
Estimated Active US	3,341

Product Characteristics

Fixation Type	Tines
Lead Function	Pacing/Sensing
Steroid Indicator	Yes
Lead Placement	Transvenous
Lead Tip Location	Right Ventricle
Pace/Sense Polarity	True Bipolar

Product Surveillance Registry Results

Number of Leads Enrolled in Study	420
Cumulative Months of Follow-Up	25,725
Number of Leads Active in Study	25

Product Surveillance Registry Qualifying Complications

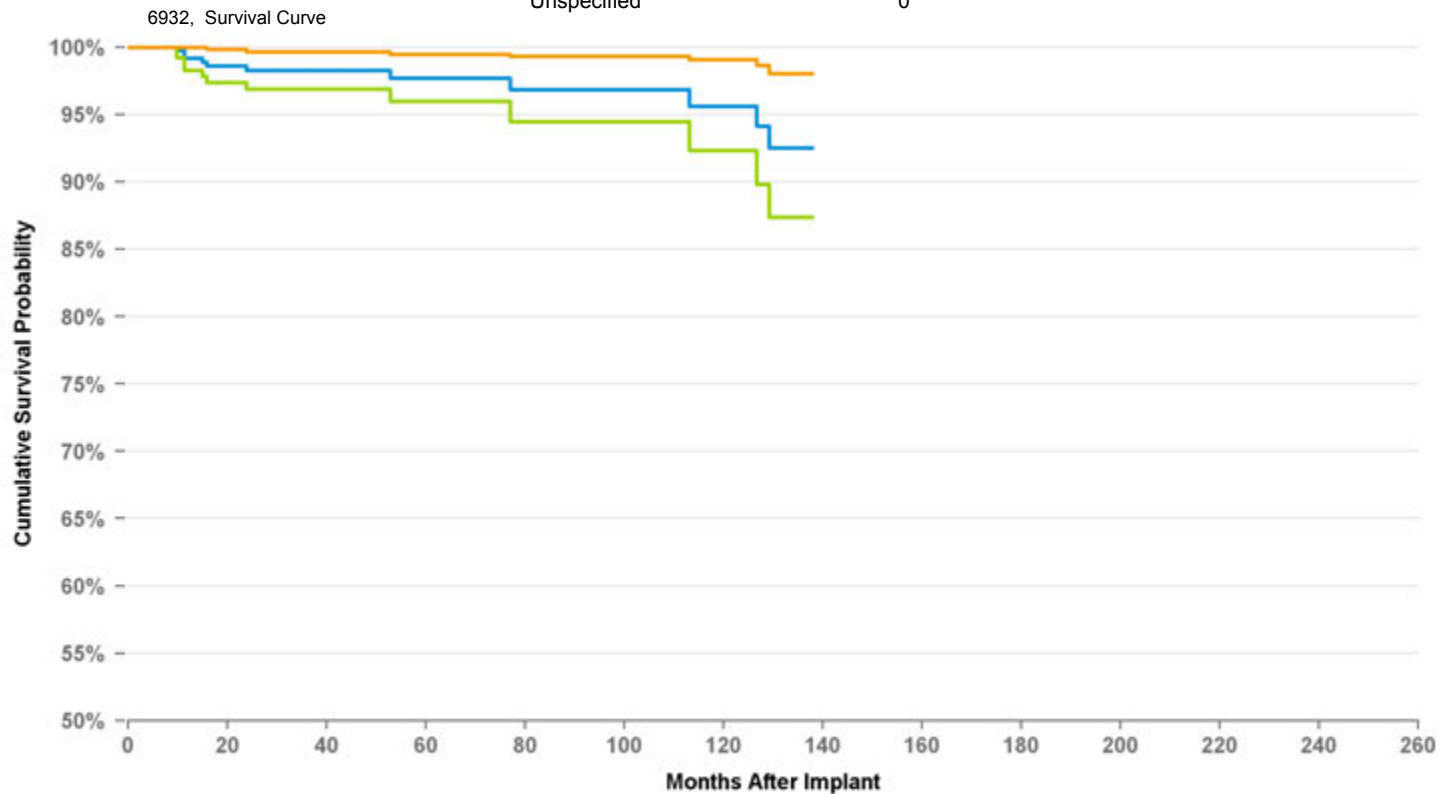
	11
Cardiac Perforation	0
Conductor Fracture	0
Electrical Abandonment	0
Extracardiac Stimulation	0
Failure To Capture	2
Failure To Sense	2
Impedance Abnormal	2
Insulation Breach (ESC)	0
Insulation Breach (MIO)	0
Insulation Breach (not further defined)	0
Lead Dislodgement	0
Medical Judgment	0
Other Complication	1
Oversensing	4
Unspecified	0

US Acute Lead Observations

Cardiac Perforation	0
Conductor Fracture	0
Extracardiac Stimulation	0
Failure To Capture	2
Failure To Sense	2
Impedance Abnormal	1
Insulation Breach	0
Lead Dislodgement	4
Oversensing	0
Unspecified	2

USA Returned Product Analysis

Conductor Fracture	23
Crimp Weld Bond	0
Insulation Breach	26
Other	2



Graph Name

■ Cumulative Survival Probability Graph
 ■ Lower 95 Pct Confidence Graph
 ■ Upper 95 Pct Confidence Graph

Years	1	2	3	4	5	6	7	8	9	10	11	at 138 mo
%	99.2%	98.3%	98.3%	98.3%	97.7%	97.7%	96.9%	96.9%	96.9%	95.6%	92.5%	92.5%
#	361	303	239	199	153	122	103	91	81	68	56	54

DEFIBRILLATION LEAD

6933

Distribution Data

US Market Release	4/20/1994
CE Approval Date	
Registered US Implants	7,983
Estimated Active US	554

Product Characteristics

Fixation Type	Passive
Lead Function	Defibrillation
Steroid Indicator	None
Lead Placement	Transvenous
Lead Tip Location	SVC/CS
Pace/Sense Polarity	One Coil

Product Surveillance Registry Results

Number of Leads Enrolled in Study	972
Cumulative Months of Follow-Up	54,224
Number of Leads Active in Study	11

Product Surveillance Registry Qualifying Complications

	47
Cardiac Perforation	0
Conductor Fracture	16
Electrical Abandonment	0
Extracardiac Stimulation	4
Failure To Capture	6
Failure To Sense	1
Impedance Abnormal	3
Insulation Breach (ESC)	0
Insulation Breach (MIO)	0
Insulation Breach (not further defined)	2
Lead Dislodgement	1
Medical Judgment	0
Other Complication	0
Oversensing	10
Unspecified	4

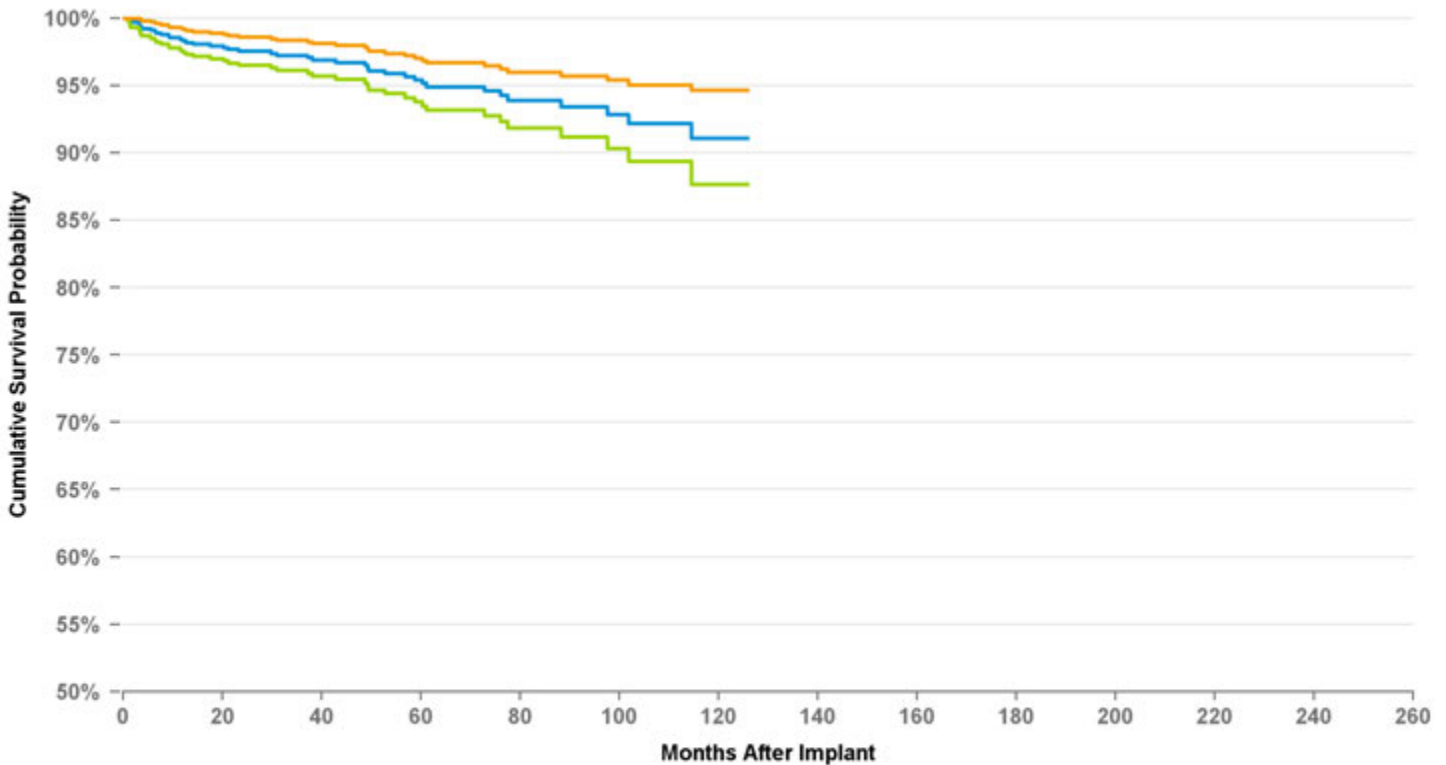
US Acute Lead Observations

Cardiac Perforation	0
Conductor Fracture	0
Extracardiac Stimulation	0
Failure To Capture	0
Failure To Sense	0
Impedance Abnormal	0
Insulation Breach	0
Lead Dislodgement	0
Oversensing	0
Unspecified	3

USA Returned Product Analysis

Conductor Fracture	105
Crimp Weld Bond	0
Insulation Breach	16
Other	0

6933, 6937, 6937A, 6963, Survival Curve



Graph Name

■ Cumulative Survival Probability Graph ■ Lower 95 Pct Confidence Graph ■ Upper 95 Pct Confidence Graph

Years	1	2	3	4	5	6	7	8	9	10	at 126 mo
%	98.4%	97.5%	97.2%	96.7%	95.4%	94.9%	93.9%	93.4%	92.2%	91.1%	91.1%
#	824	693	578	484	386	310	217	168	109	71	56

DEFIBRILLATION LEAD

6935

Distribution Data

US Market Release	11/1/2008
CE Approval Date	3/31/2008
Registered US Implants	53,993
Estimated Active US	44,672

Product Characteristics

Fixation Type	Active Screw In
Lead Function	Pacing/Sensing
Steroid Indicator	Yes
Lead Placement	Transvenous
Lead Tip Location	Right Ventricle
Pace/Sense Polarity	True Bipolar/One Coil

Product Surveillance Registry Results

Number of Leads Enrolled in Study	2,448
Cumulative Months of Follow-Up	78,490
Number of Leads Active in Study	1,292

Product Surveillance Registry Qualifying Complications

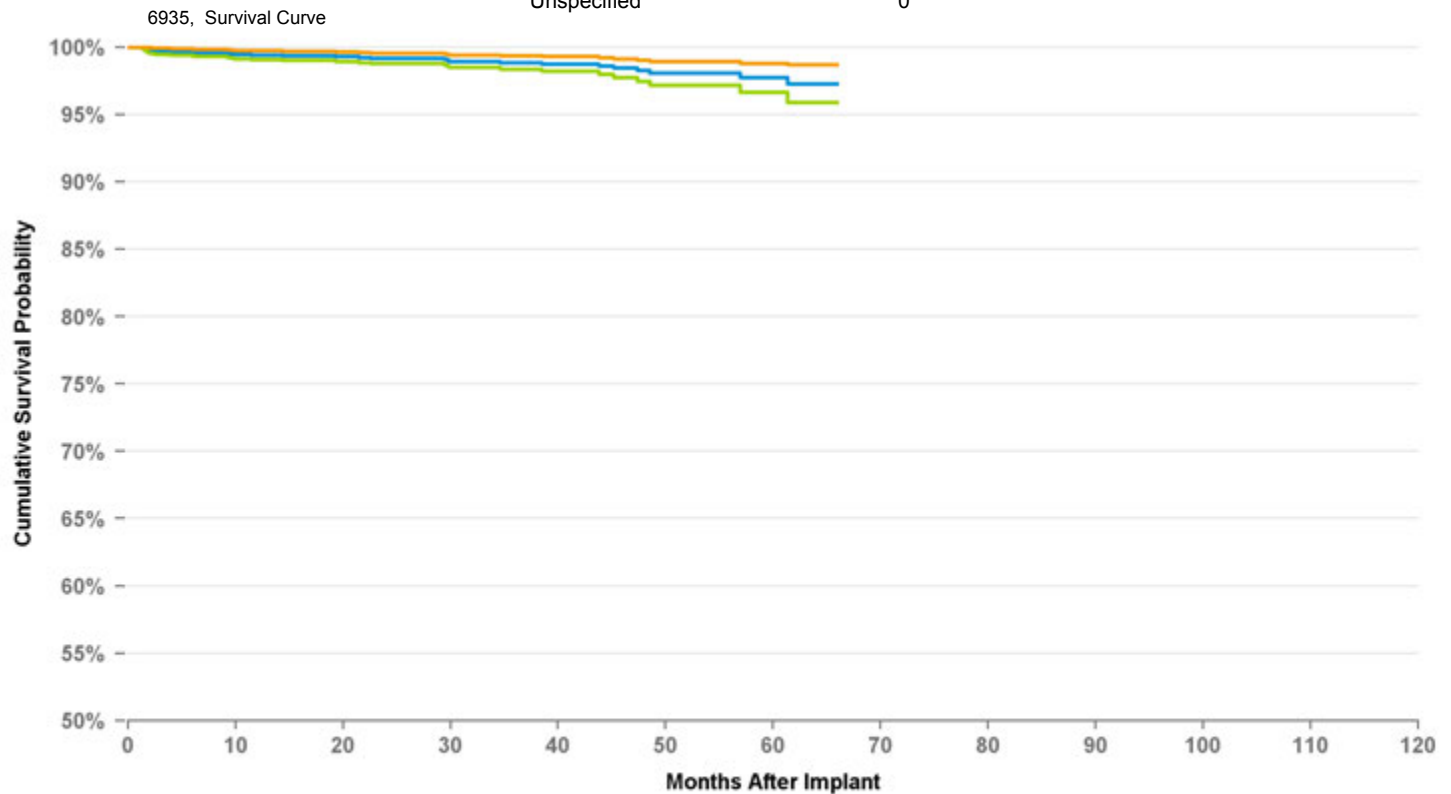
	29
Cardiac Perforation	0
Conductor Fracture	10
Electrical Abandonment	0
Extracardiac Stimulation	1
Failure To Capture	2
Failure To Sense	1
Impedance Abnormal	2
Insulation Breach (ESC)	0
Insulation Breach (MIO)	0
Insulation Breach (not further defined)	0
Lead Dislodgement	7
Medical Judgment	0
Other Complication	1
Oversensing	5
Unspecified	0

US Acute Lead Observations

Cardiac Perforation	21
Conductor Fracture	1
Extracardiac Stimulation	0
Failure To Capture	20
Failure To Sense	7
Impedance Abnormal	14
Insulation Breach	1
Lead Dislodgement	40
Oversensing	45
Unspecified	5

USA Returned Product Analysis

Conductor Fracture	173
Crimp Weld Bond	0
Insulation Breach	7
Other	42



Graph Name

■ Cumulative Survival Probability Graph
 ■ Lower 95 Pct Confidence Graph
 ■ Upper 95 Pct Confidence Graph

Years	1	2	3	4	5	at 66 mo
%	99.4%	99.2%	98.9%	98.3%	97.7%	97.3%
#	2,046	1,570	994	486	214	110

DEFIBRILLATION LEAD

6935M

Distribution Data

US Market Release	8/2/2012
CE Approval Date	7/12/2012
Registered US Implants	83,217
Estimated Active US	79,141

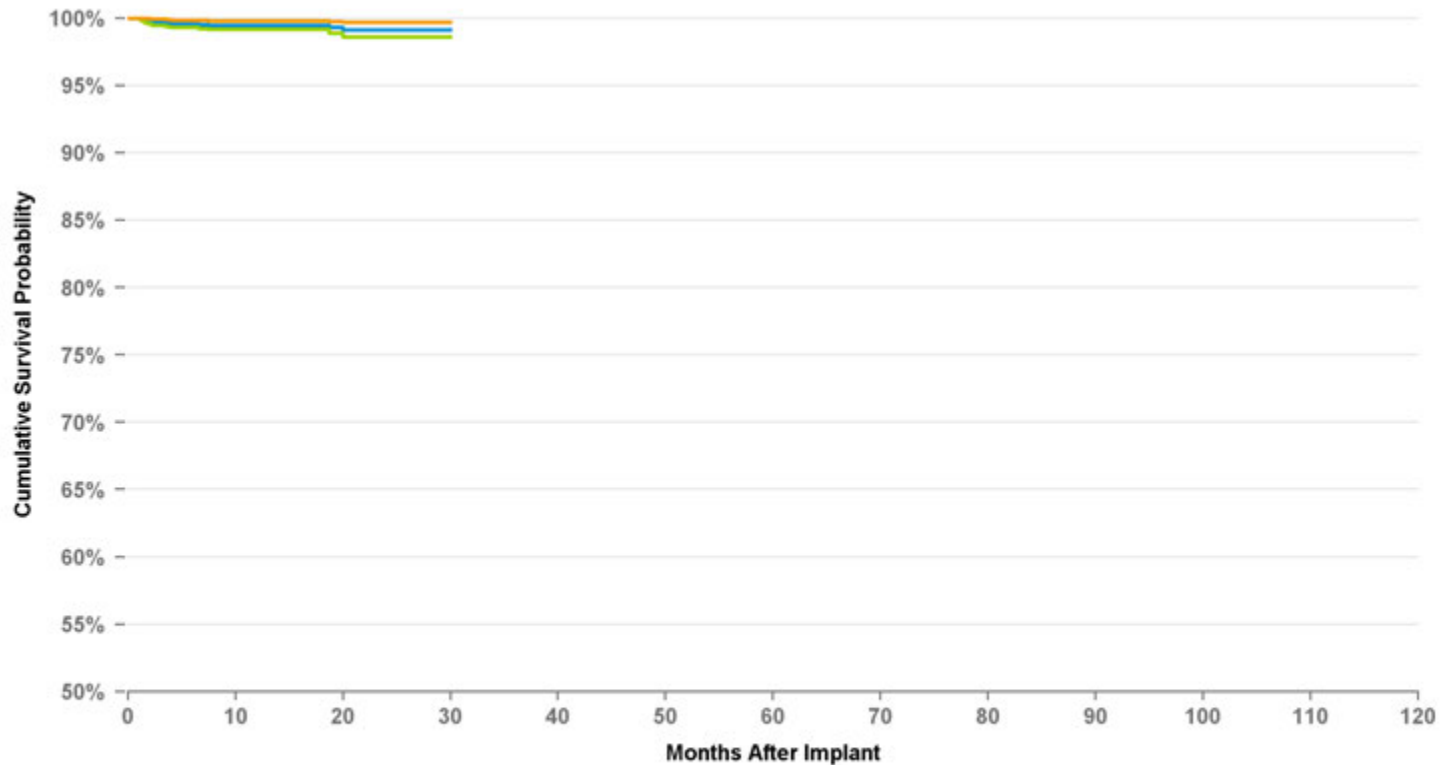
Product Characteristics

Fixation Type	Active Screw in
Lead Function	Pacing/Sensing
Steroid Indicator	Yes
Lead Placement	Transvenous
Lead Tip Location	Right Ventricle
Pace/Sense Polarity	True Bipolar/One Coil

Product Surveillance Registry Results

Number of Leads Enrolled in Study	3,179
Cumulative Months of Follow-Up	31,348
Number of Leads Active in Study	2,803

6935M, Survival Curve



Graph Name

■ Cumulative Survival Probability Graph ■ Lower 95 Pct Confidence Graph ■ Upper 95 Pct Confidence Graph

Years	1	2	at 30 mo
%	99.5%	99.1%	99.1%
#	1,161	324	104

Product Surveillance Registry Qualifying Complications

	13
Cardiac Perforation	1
Conductor Fracture	2
Electrical Abandonment	0
Extracardiac Stimulation	0
Failure To Capture	2
Failure To Sense	0
Impedance Abnormal	0
Insulation Breach (ESC)	0
Insulation Breach (MIO)	0
Insulation Breach (not further defined)	0
Lead Dislodgement	5
Medical Judgment	0
Other Complication	2
Oversensing	1
Unspecified	0

US Acute Lead Observations

Cardiac Perforation	30
Conductor Fracture	1
Extracardiac Stimulation	8
Failure To Capture	67
Failure To Sense	13
Impedance Abnormal	20
Insulation Breach	1
Lead Dislodgement	108
Oversensing	57
Unspecified	0

USA Returned Product Analysis

Conductor Fracture	33
Crimp Weld Bond	0
Insulation Breach	2
Other	8

DEFIBRILLATION LEAD

6937

Distribution Data

US Market Release	3/22/1996
CE Approval Date	4/19/1994
Registered US Implants	2,058
Estimated Active US	299

Product Characteristics

Fixation Type	Passive
Lead Function	Defibrillation
Steroid Indicator	None
Lead Placement	Transvenous
Lead Tip Location	SVC/CS
Pace/Sense Polarity	One Coil

Product Surveillance Registry Results

Number of Leads Enrolled in Study	972
Cumulative Months of Follow-Up	54,224
Number of Leads Active in Study	11

Product Surveillance Registry Qualifying Complications

Total	47
Cardiac Perforation	0
Conductor Fracture	16
Electrical Abandonment	0
Extracardiac Stimulation	4
Failure To Capture	6
Failure To Sense	1
Impedance Abnormal	3
Insulation Breach (ESC)	0
Insulation Breach (MIO)	0
Insulation Breach (not further defined)	2
Lead Dislodgement	1
Medical Judgment	0
Other Complication	0
Oversensing	10
Unspecified	4

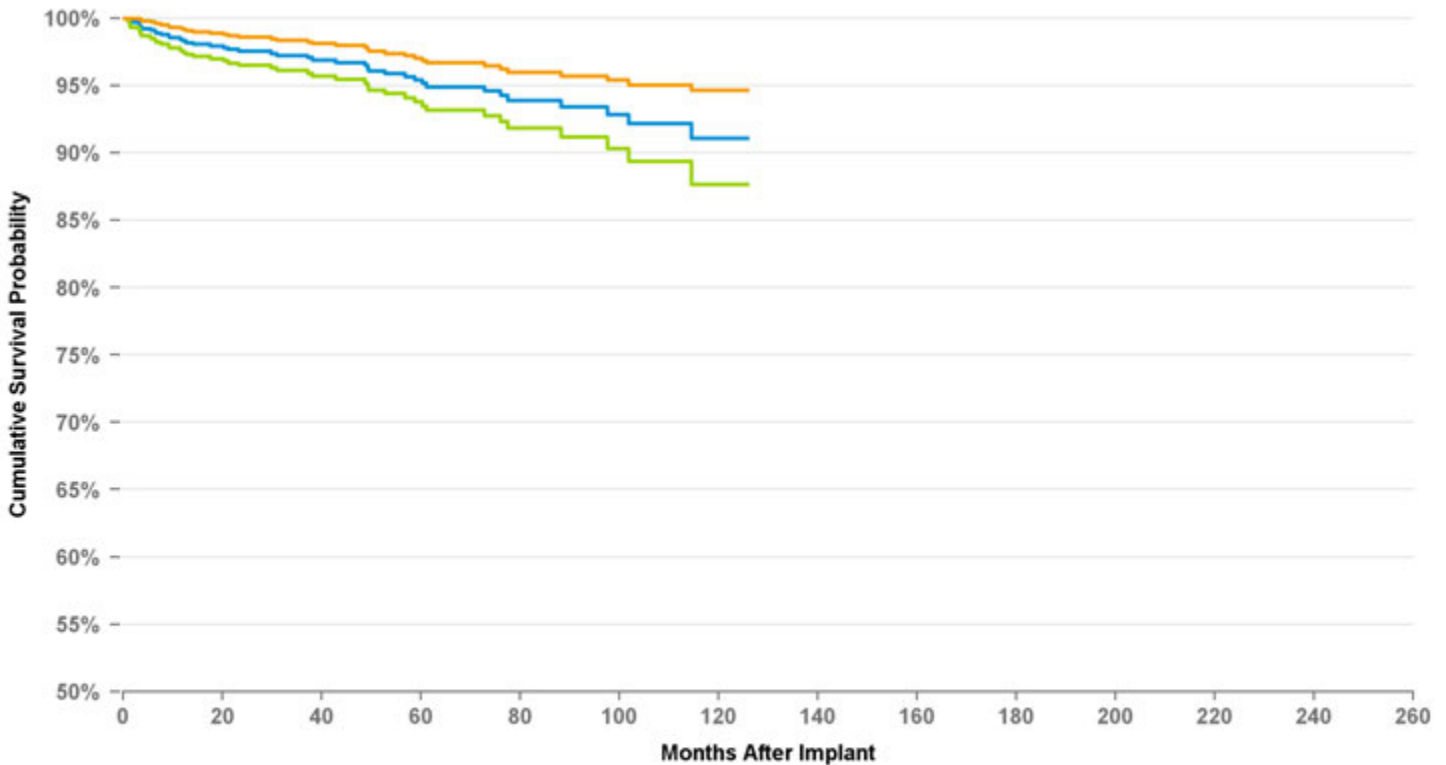
US Acute Lead Observations

Cardiac Perforation	0
Conductor Fracture	0
Extracardiac Stimulation	0
Failure To Capture	1
Failure To Sense	0
Impedance Abnormal	0
Insulation Breach	0
Lead Dislodgement	1
Oversensing	0
Unspecified	0

USA Returned Product Analysis

Conductor Fracture	18
Crimp Weld Bond	0
Insulation Breach	2
Other	1

6933, 6937, 6937A, 6963, Survival Curve



Graph Name

■ Cumulative Survival Probability Graph
 ■ Lower 95 Pct Confidence Graph
 ■ Upper 95 Pct Confidence Graph

Years	1	2	3	4	5	6	7	8	9	10	at 126 mo
%	98.4%	97.5%	97.2%	96.7%	95.4%	94.9%	93.9%	93.4%	92.2%	91.1%	91.1%
#	824	693	578	484	386	310	217	168	109	71	56

DEFIBRILLATION LEAD

6937A

Distribution Data

US Market Release	4/6/2001
CE Approval Date	
Registered US Implants	2,197
Estimated Active US	1,294

Product Characteristics

Fixation Type	Passive
Lead Function	Defibrillation
Steroid Indicator	None
Lead Placement	Transvenous
Lead Tip Location	SVC/CS
Pace/Sense Polarity	One Coil

Product Surveillance Registry Results

Number of Leads Enrolled in Study	972
Cumulative Months of Follow-Up	54,224
Number of Leads Active in Study	11

Product Surveillance Registry Qualifying Complications

Total	47
Cardiac Perforation	0
Conductor Fracture	16
Electrical Abandonment	0
Extracardiac Stimulation	4
Failure To Capture	6
Failure To Sense	1
Impedance Abnormal	3
Insulation Breach (ESC)	0
Insulation Breach (MIO)	0
Insulation Breach (not further defined)	2
Lead Dislodgement	1
Medical Judgment	0
Other Complication	0
Oversensing	10
Unspecified	4

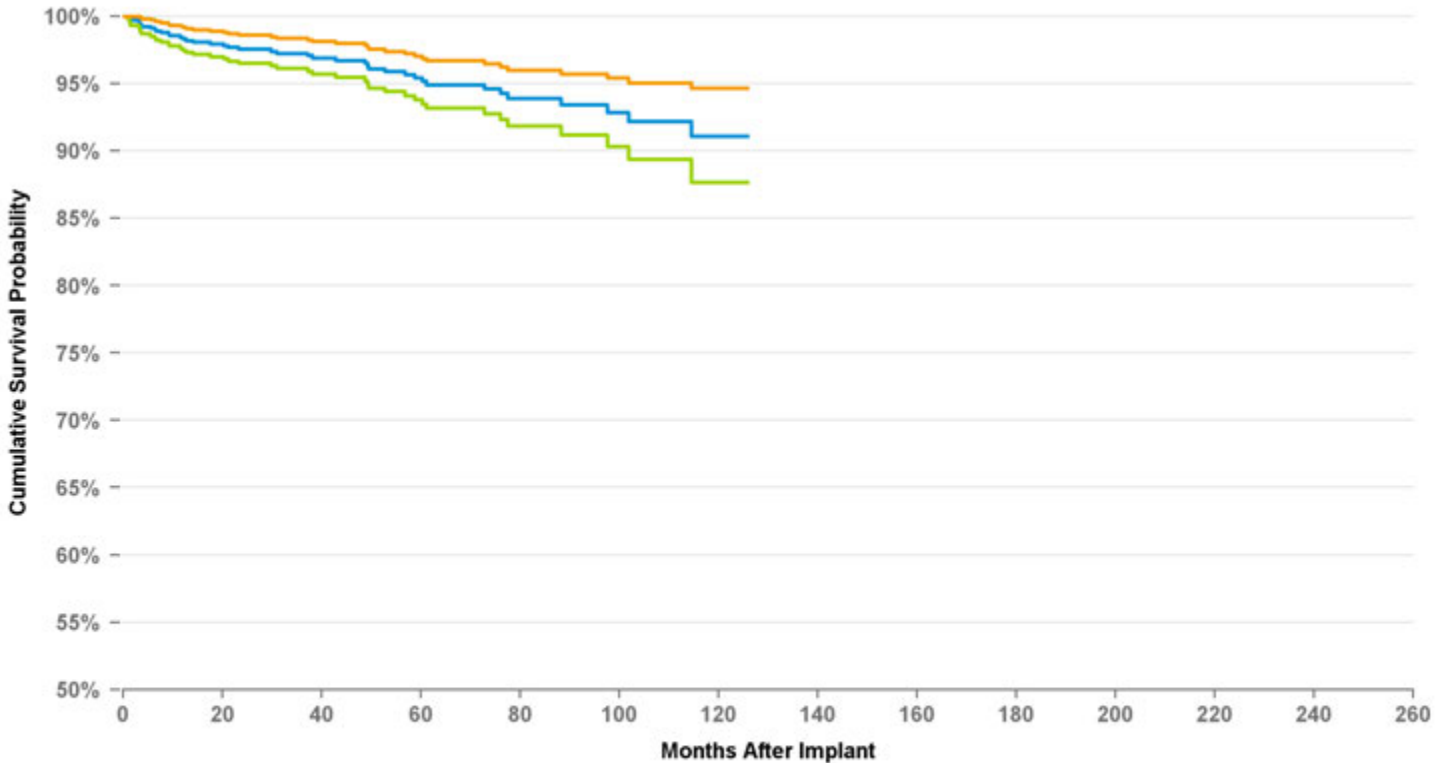
US Acute Lead Observations

Cardiac Perforation	0
Conductor Fracture	3
Extracardiac Stimulation	0
Failure To Capture	0
Failure To Sense	0
Impedance Abnormal	0
Insulation Breach	0
Lead Dislodgement	0
Oversensing	0
Unspecified	2

USA Returned Product Analysis

Conductor Fracture	5
Crimp Weld Bond	0
Insulation Breach	0
Other	0

6933, 6937, 6937A, 6963, Survival Curve



Graph Name

■ Cumulative Survival Probability Graph ■ Lower 95 Pct Confidence Graph ■ Upper 95 Pct Confidence Graph

Years	1	2	3	4	5	6	7	8	9	10	at 126 mo
%	98.4%	97.5%	97.2%	96.7%	95.4%	94.9%	93.9%	93.4%	92.2%	91.1%	91.1%
#	824	693	578	484	386	310	217	168	109	71	56

DEFIBRILLATION LEAD

6942

Distribution Data

US Market Release	7/18/1997
CE Approval Date	
Registered US Implants	17,685
Estimated Active US	4,060

Product Characteristics

Fixation Type	Tines
Lead Function	Pacing/Sensing
Steroid Indicator	Yes
Lead Placement	Transvenous
Lead Tip Location	Right Ventricle
Pace/Sense Polarity	Integrated Bipolar/ Two Coils

Product Surveillance Registry Results

Number of Leads Enrolled in Study	363
Cumulative Months of Follow-Up	19,276
Number of Leads Active in Study	14

Product Surveillance Registry Qualifying Complications

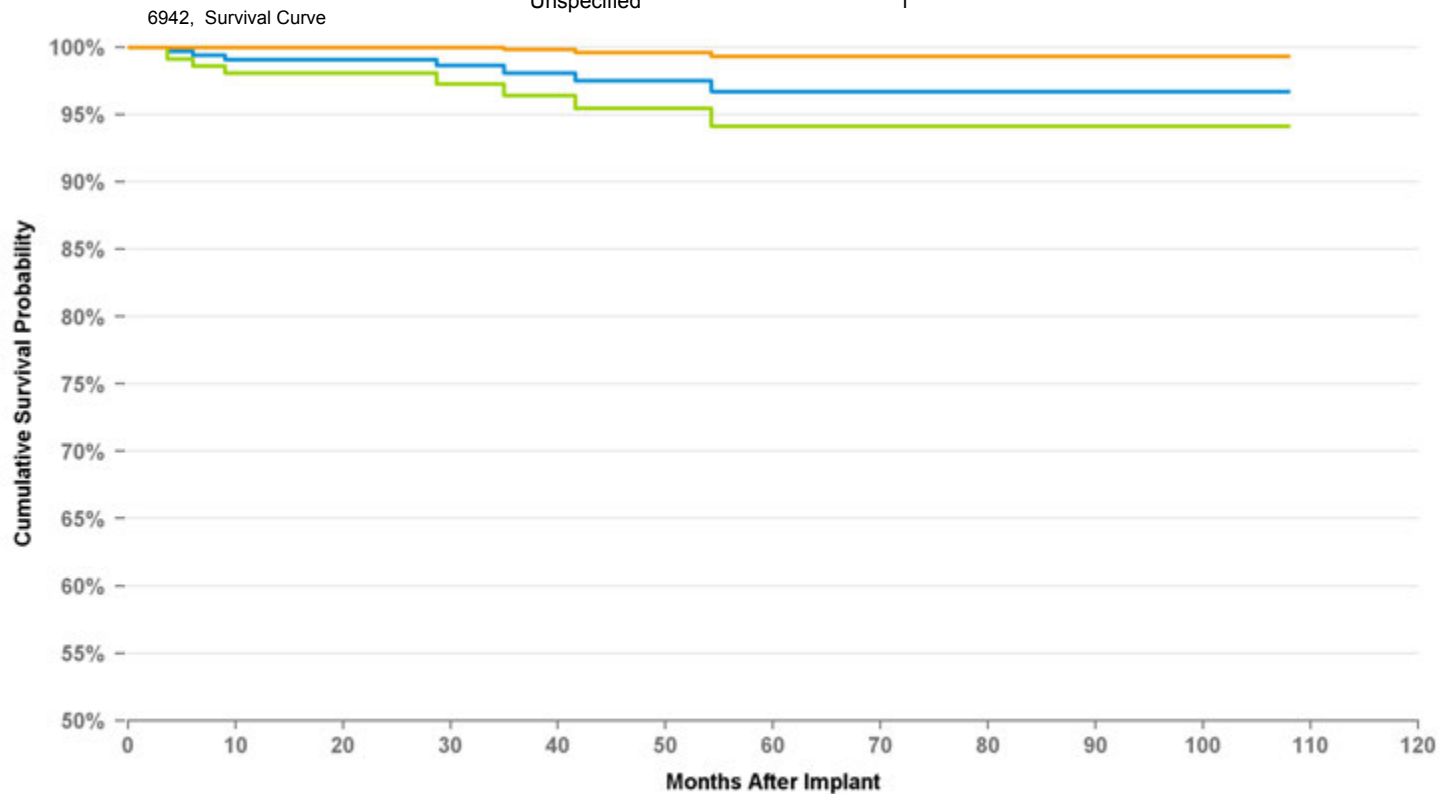
Cardiac Perforation	0
Conductor Fracture	1
Electrical Abandonment	0
Extracardiac Stimulation	0
Failure To Capture	0
Failure To Sense	1
Impedance Abnormal	0
Insulation Breach (ESC)	0
Insulation Breach (MIO)	0
Insulation Breach (not further defined)	0
Lead Dislodgement	1
Medical Judgment	0
Other Complication	0
Oversensing	3
Unspecified	1

US Acute Lead Observations

Cardiac Perforation	0
Conductor Fracture	1
Extracardiac Stimulation	0
Failure To Capture	4
Failure To Sense	0
Impedance Abnormal	2
Insulation Breach	0
Lead Dislodgement	1
Oversensing	2
Unspecified	1

USA Returned Product Analysis

Conductor Fracture	16
Crimp Weld Bond	1
Insulation Breach	26
Other	4



Graph Name

■ Cumulative Survival Probability Graph
 ■ Lower 95 Pct Confidence Graph
 ■ Upper 95 Pct Confidence Graph

Years	1	2	3	4	5	6	7	8	at 108 mo
%	99.1%	99.1%	98.1%	97.5%	96.7%	96.7%	96.7%	96.7%	96.7%
#	306	239	179	139	111	93	72	63	51

DEFIBRILLATION LEAD

6943

Distribution Data

US Market Release	10/6/1997
CE Approval Date	
Registered US Implants	20,591
Estimated Active US	4,857

Product Characteristics

Fixation Type	Active Screw In
Lead Function	Pacing/Sensing
Steroid Indicator	Yes
Lead Placement	Transvenous
Lead Tip Location	Right Ventricle
Pace/Sense Polarity	True Bipolar/One Coil

Product Surveillance Registry Results

Number of Leads Enrolled in Study	1,336
Cumulative Months of Follow-Up	84,137
Number of Leads Active in Study	118

Product Surveillance Registry Qualifying Complications

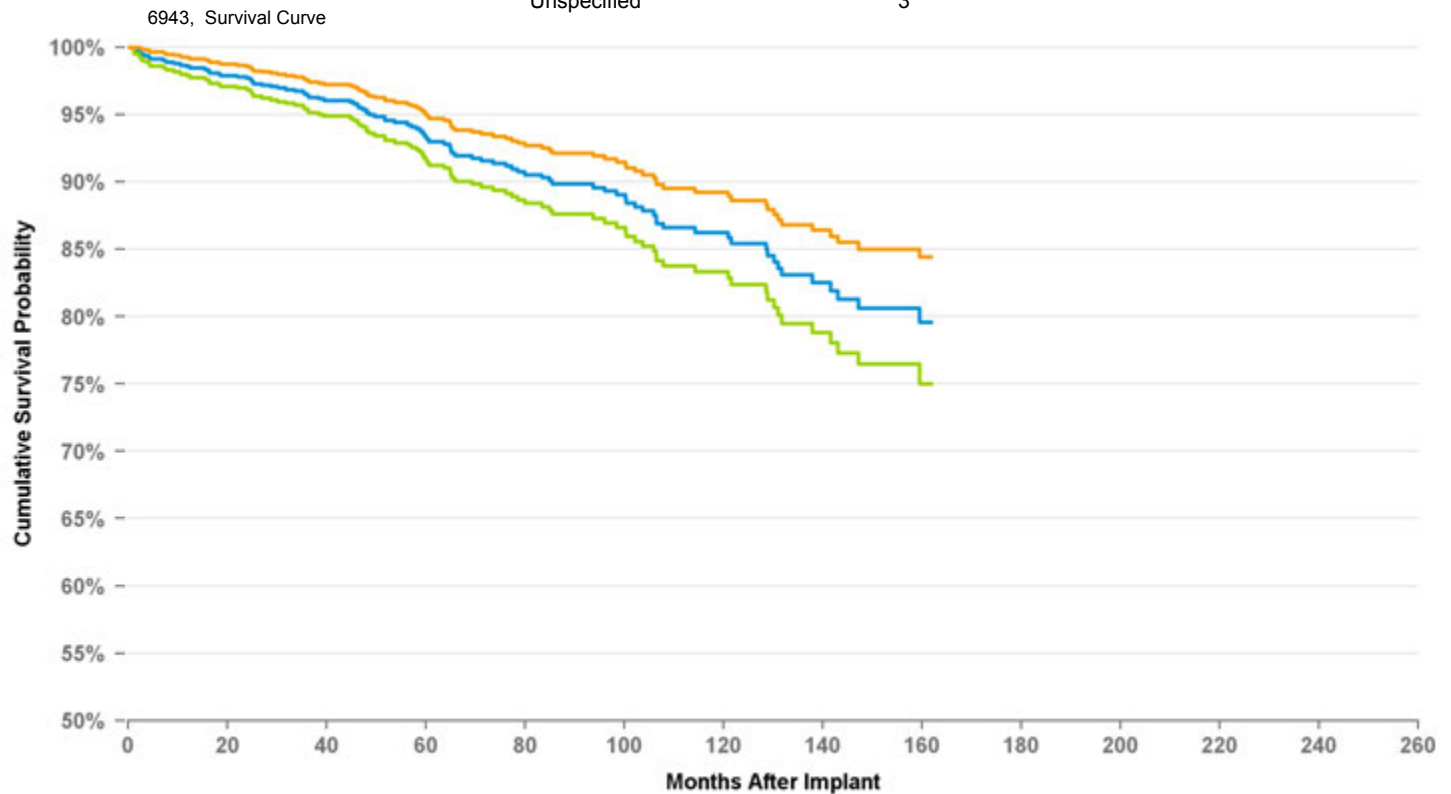
	107
Cardiac Perforation	0
Conductor Fracture	30
Electrical Abandonment	0
Extracardiac Stimulation	0
Failure To Capture	11
Failure To Sense	7
Impedance Abnormal	8
Insulation Breach (ESC)	0
Insulation Breach (MIO)	0
Insulation Breach (not further defined)	2
Lead Dislodgement	2
Medical Judgment	0
Other Complication	2
Oversensing	42
Unspecified	3

US Acute Lead Observations

Cardiac Perforation	1
Conductor Fracture	0
Extracardiac Stimulation	0
Failure To Capture	1
Failure To Sense	1
Impedance Abnormal	2
Insulation Breach	1
Lead Dislodgement	0
Oversensing	1
Unspecified	0

USA Returned Product Analysis

Conductor Fracture	85
Crimp Weld Bond	1
Insulation Breach	31
Other	5



Graph Name

■ Cumulative Survival Probability Graph ■ Lower 95 Pct Confidence Graph ■ Upper 95 Pct Confidence Graph

Years	1	2	3	4	5	6	7	8	9	10	11	12	13	at 162 mo
%	98.5%	97.7%	96.5%	95.4%	93.3%	91.6%	90.3%	89.6%	86.6%	86.2%	83.1%	81.3%	80.6%	79.6%
#	1,155	969	846	700	581	475	393	323	269	213	165	120	77	55

DEFIBRILLATION LEAD

6944

Distribution Data

US Market Release	12/13/2000
CE Approval Date	11/5/1999
Registered US Implants	44,469
Estimated Active US	20,456

Product Characteristics

Fixation Type	Tines
Lead Function	Pacing/Sensing
Steroid Indicator	Yes
Lead Placement	Transvenous
Lead Tip Location	Right Ventricle
Pace/Sense Polarity	True Bipolar/Two Coils

Product Surveillance Registry Results

Number of Leads Enrolled in Study	589
Cumulative Months of Follow-Up	23,792
Number of Leads Active in Study	219

Product Surveillance Registry Qualifying Complications

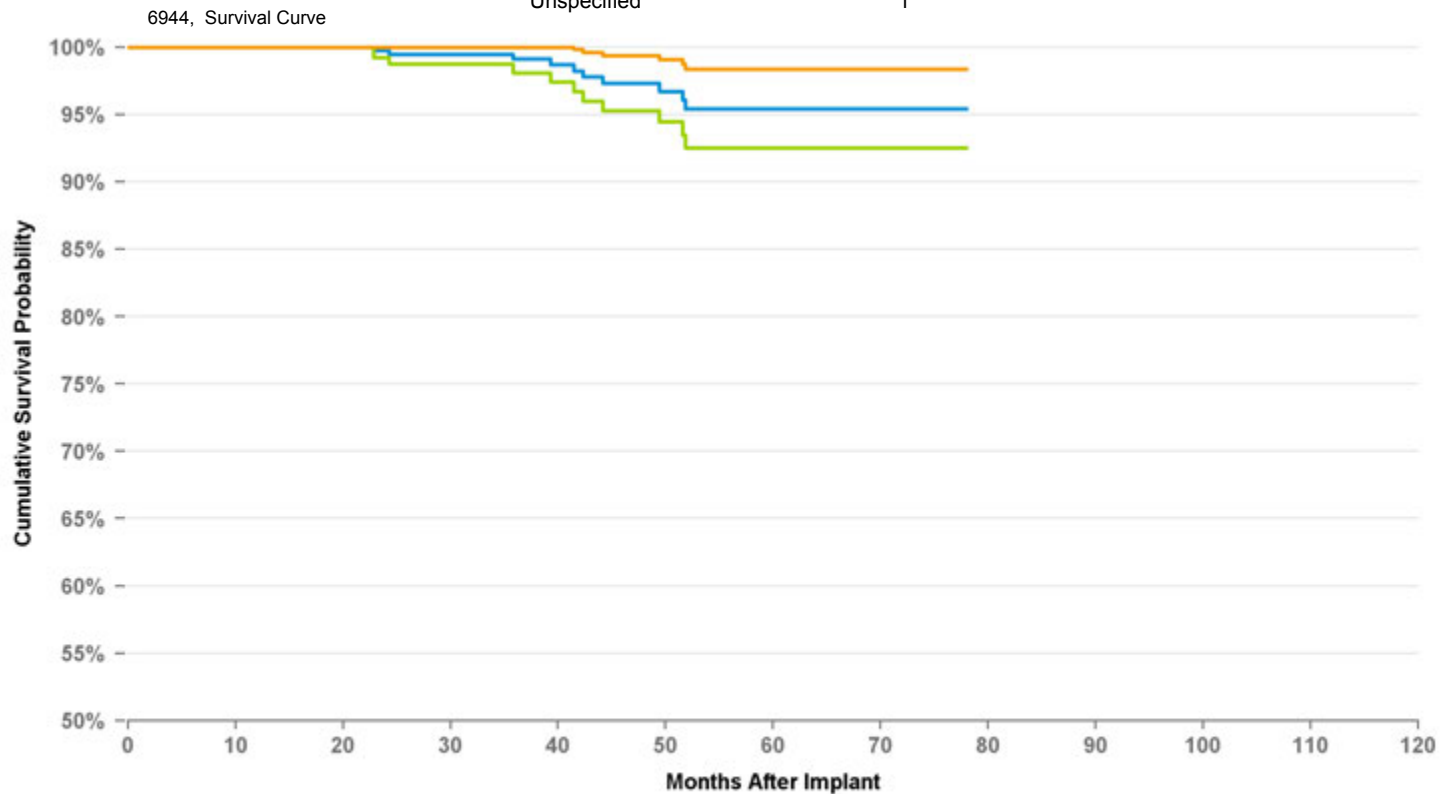
	15
Cardiac Perforation	0
Conductor Fracture	8
Electrical Abandonment	0
Extracardiac Stimulation	0
Failure To Capture	1
Failure To Sense	1
Impedance Abnormal	2
Insulation Breach (ESC)	0
Insulation Breach (MIO)	0
Insulation Breach (not further defined)	0
Lead Dislodgement	0
Medical Judgment	0
Other Complication	0
Oversensing	2
Unspecified	1

US Acute Lead Observations

Cardiac Perforation	0
Conductor Fracture	2
Extracardiac Stimulation	0
Failure To Capture	16
Failure To Sense	3
Impedance Abnormal	10
Insulation Breach	0
Lead Dislodgement	22
Oversensing	13
Unspecified	6

USA Returned Product Analysis

Conductor Fracture	154
Crimp Weld Bond	1
Insulation Breach	4
Other	6



Graph Name

■ Cumulative Survival Probability Graph ■ Lower 95 Pct Confidence Graph ■ Upper 95 Pct Confidence Graph

Years	1	2	3	4	5	6	at 78 mo
%	100.0%	99.7%	99.1%	97.3%	95.4%	95.4%	95.4%
#	494	391	274	175	85	59	55

DEFIBRILLATION LEAD

6945

Distribution Data

US Market Release	9/26/1997
CE Approval Date	
Registered US Implants	42,724
Estimated Active US	9,832

Product Characteristics

Fixation Type	Active Screw In
Lead Function	Pacing/Sensing
Steroid Indicator	Yes
Lead Placement	Transvenous
Lead Tip Location	Right Ventricle
Pace/Sense Polarity	Integrated Bipolar/ Two Coils

Product Surveillance Registry Results

Number of Leads Enrolled in Study	1,192
Cumulative Months of Follow-Up	66,751
Number of Leads Active in Study	87

Product Surveillance Registry Qualifying Complications

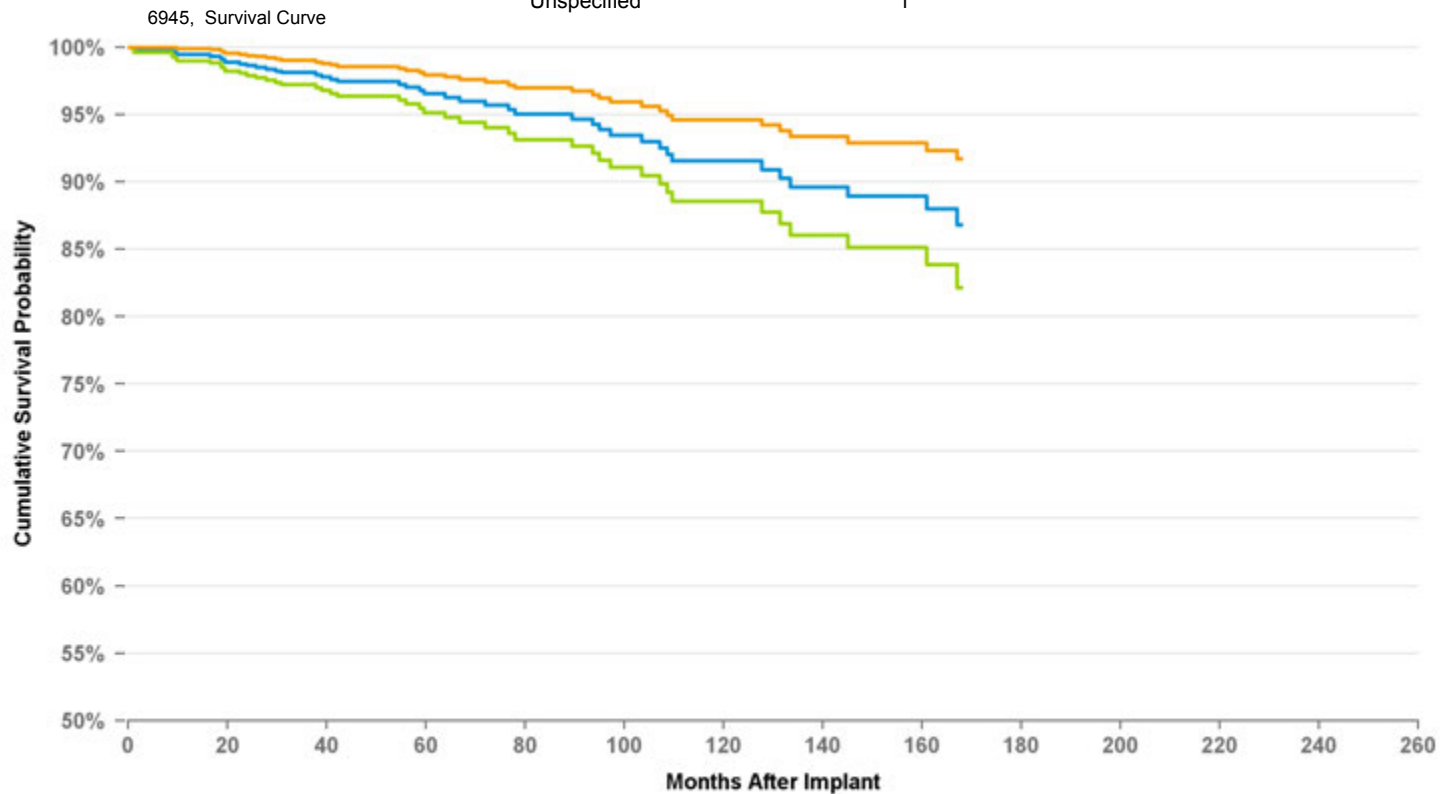
	45
Cardiac Perforation	0
Conductor Fracture	11
Electrical Abandonment	0
Extracardiac Stimulation	1
Failure To Capture	2
Failure To Sense	4
Impedance Abnormal	6
Insulation Breach (ESC)	0
Insulation Breach (MIO)	0
Insulation Breach (not further defined)	0
Lead Dislodgement	0
Medical Judgment	0
Other Complication	1
Oversensing	19
Unspecified	1

US Acute Lead Observations

Cardiac Perforation	1
Conductor Fracture	1
Extracardiac Stimulation	1
Failure To Capture	6
Failure To Sense	2
Impedance Abnormal	1
Insulation Breach	2
Lead Dislodgement	4
Oversensing	8
Unspecified	2

USA Returned Product Analysis

Conductor Fracture	146
Crimp Weld Bond	1
Insulation Breach	45
Other	6



Graph Name

■ Cumulative Survival Probability Graph
 ■ Lower 95 Pct Confidence Graph
 ■ Upper 95 Pct Confidence Graph

Years	1	2	3	4	5	6	7	8	9	10	11	12	13	at 168 mo
%	99.4%	98.6%	98.1%	97.5%	96.5%	95.7%	95.0%	93.9%	92.5%	91.5%	90.3%	89.6%	88.9%	86.8%
#	1,020	824	652	520	403	310	273	229	186	155	133	118	90	53

DEFIBRILLATION LEAD

6947

Distribution Data

US Market Release	11/12/2001
CE Approval Date	10/4/2001
Registered US Implants	371,928
Estimated Active US	211,961

Product Characteristics

Fixation Type	Active Screw In
Lead Function	Pacing/Sensing
Steroid Indicator	Yes
Lead Placement	Transvenous
Lead Tip Location	Right Ventricle
Pace/Sense Polarity	True Bipolar/Two Coils

Product Surveillance Registry Results

Number of Leads Enrolled in Study	3,952
Cumulative Months of Follow-Up	182,833
Number of Leads Active in Study	1,550

Product Surveillance Registry Qualifying Complications

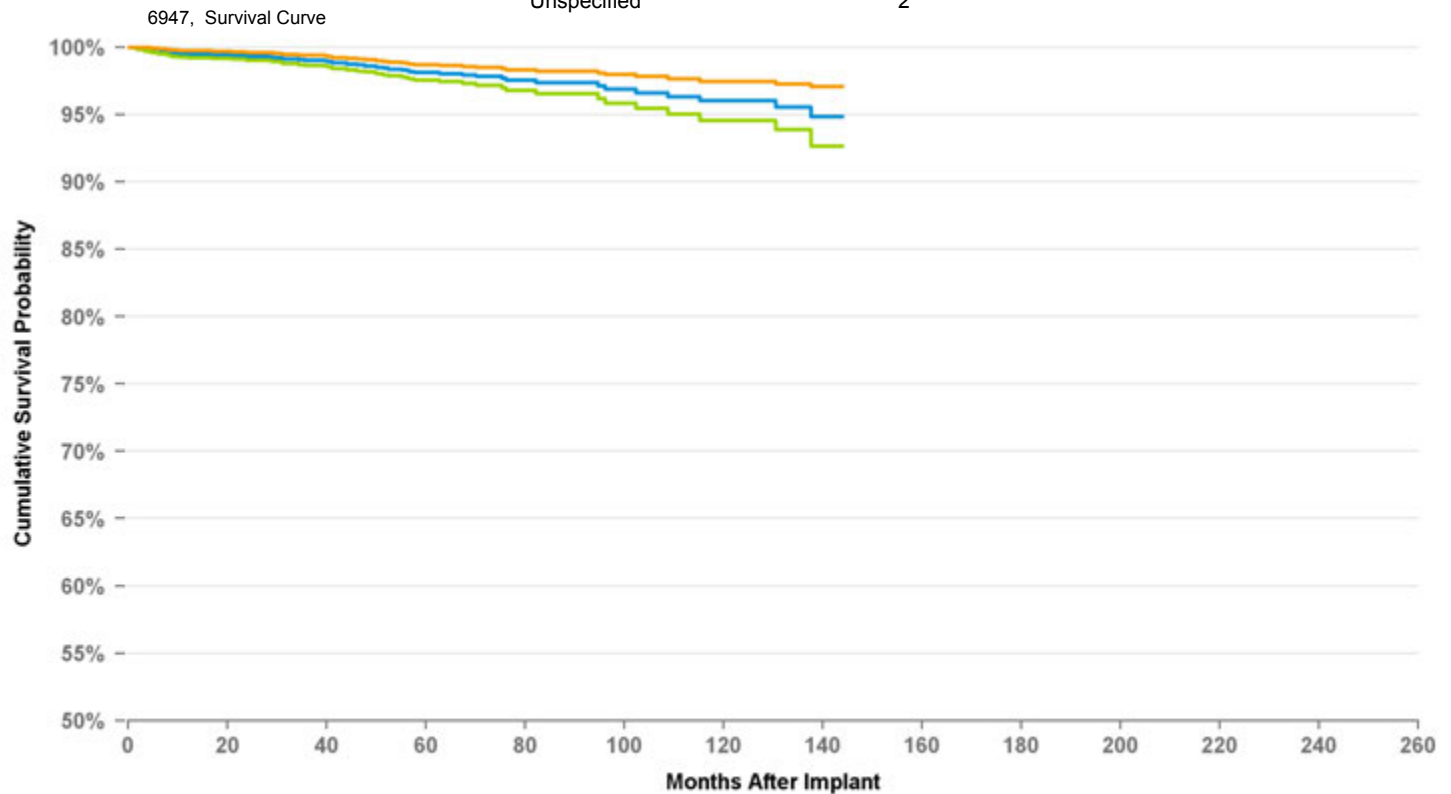
	58
Cardiac Perforation	0
Conductor Fracture	17
Electrical Abandonment	0
Extracardiac Stimulation	0
Failure To Capture	2
Failure To Sense	2
Impedance Abnormal	7
Insulation Breach (ESC)	0
Insulation Breach (MIO)	0
Insulation Breach (not further defined)	5
Lead Dislodgement	5
Medical Judgment	0
Other Complication	3
Oversensing	15
Unspecified	2

US Acute Lead Observations

Cardiac Perforation	28
Conductor Fracture	21
Extracardiac Stimulation	2
Failure To Capture	76
Failure To Sense	30
Impedance Abnormal	55
Insulation Breach	4
Lead Dislodgement	115
Oversensing	125
Unspecified	22

USA Returned Product Analysis

Conductor Fracture	771
Crimp Weld Bond	4
Insulation Breach	73
Other	215



Graph Name

■ Cumulative Survival Probability Graph
 ■ Lower 95 Pct Confidence Graph
 ■ Upper 95 Pct Confidence Graph

Years	1	2	3	4	5	6	7	8	9	10	11	at 144 mo
%	99.5%	99.3%	99.0%	98.6%	98.1%	97.8%	97.4%	97.1%	96.6%	96.0%	95.6%	94.8%
#	3,351	2,771	2,213	1,733	1,179	662	423	352	284	201	120	52

DEFIBRILLATION LEAD

6947M

Distribution Data

US Market Release	2/13/2012
CE Approval Date	3/12/2010
Registered US Implants	75,724
Estimated Active US	69,541

Product Characteristics

Fixation Type	Active Screw In
Lead Function	Pacing/Sensing
Steroid Indicator	Yes
Lead Placement	Transvenous
Lead Tip Location	Right Ventricle
Pace/Sense Polarity	True Bipolar/Two Coils

Product Surveillance Registry Results

Number of Leads Enrolled in Study	1,868
Cumulative Months of Follow-Up	43,351
Number of Leads Active in Study	1,334

Product Surveillance Registry Qualifying Complications

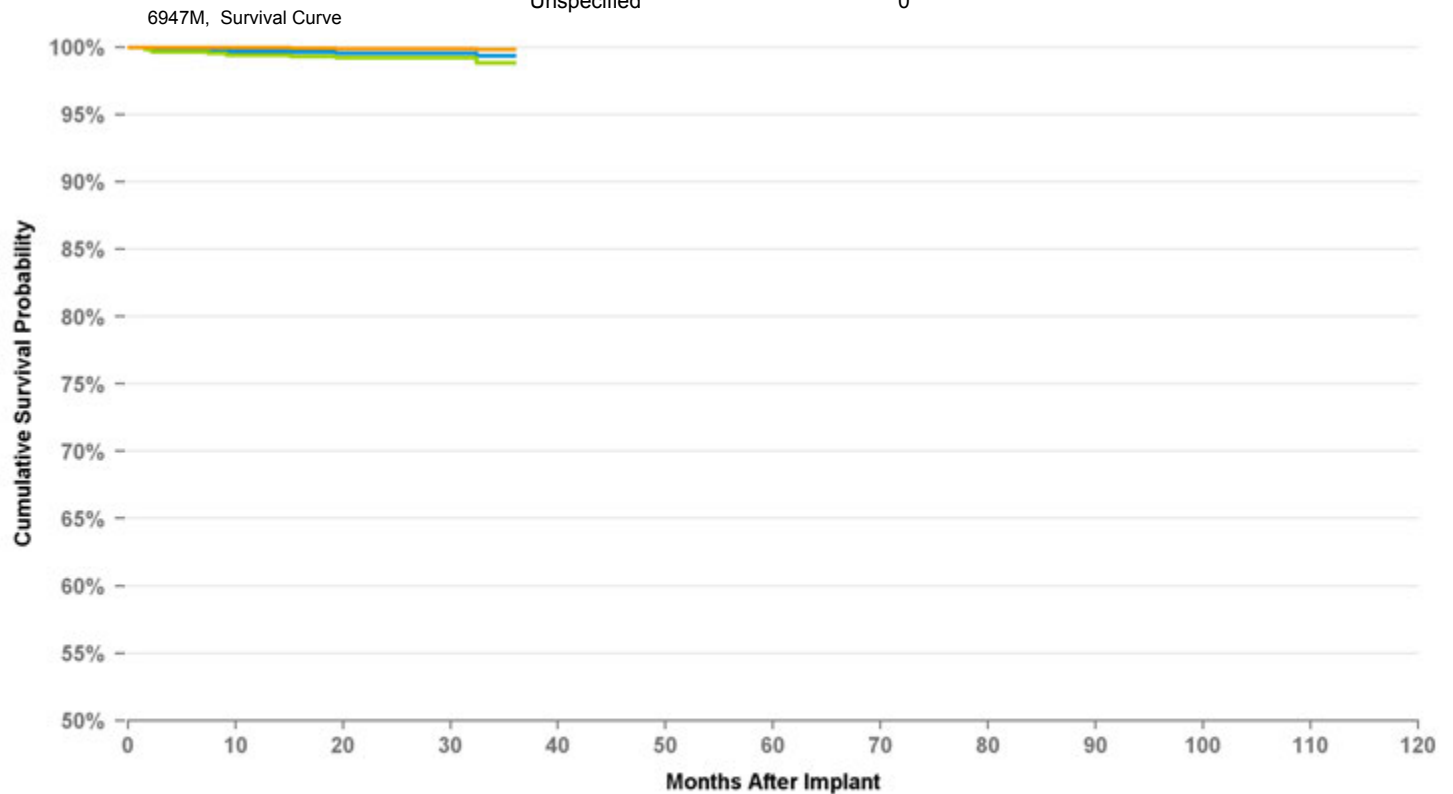
	9
Cardiac Perforation	0
Conductor Fracture	2
Electrical Abandonment	0
Extracardiac Stimulation	0
Failure To Capture	3
Failure To Sense	2
Impedance Abnormal	0
Insulation Breach (ESC)	0
Insulation Breach (MIO)	0
Insulation Breach (not further defined)	0
Lead Dislodgement	0
Medical Judgment	0
Other Complication	2
Oversensing	0
Unspecified	0

US Acute Lead Observations

Cardiac Perforation	18
Conductor Fracture	8
Extracardiac Stimulation	9
Failure To Capture	56
Failure To Sense	14
Impedance Abnormal	17
Insulation Breach	0
Lead Dislodgement	103
Oversensing	36
Unspecified	0

USA Returned Product Analysis

Conductor Fracture	32
Crimp Weld Bond	0
Insulation Breach	4
Other	9



Graph Name

■ Cumulative Survival Probability Graph ■ Lower 95 Pct Confidence Graph ■ Upper 95 Pct Confidence Graph

Years	1	2	at 36 mo
%	99.7%	99.5%	99.4%
#	1,440	986	304

DEFIBRILLATION LEAD

6948

Distribution Data

US Market Release	9/2/2004
CE Approval Date	
Registered US Implants	10,378
Estimated Active US	3,460

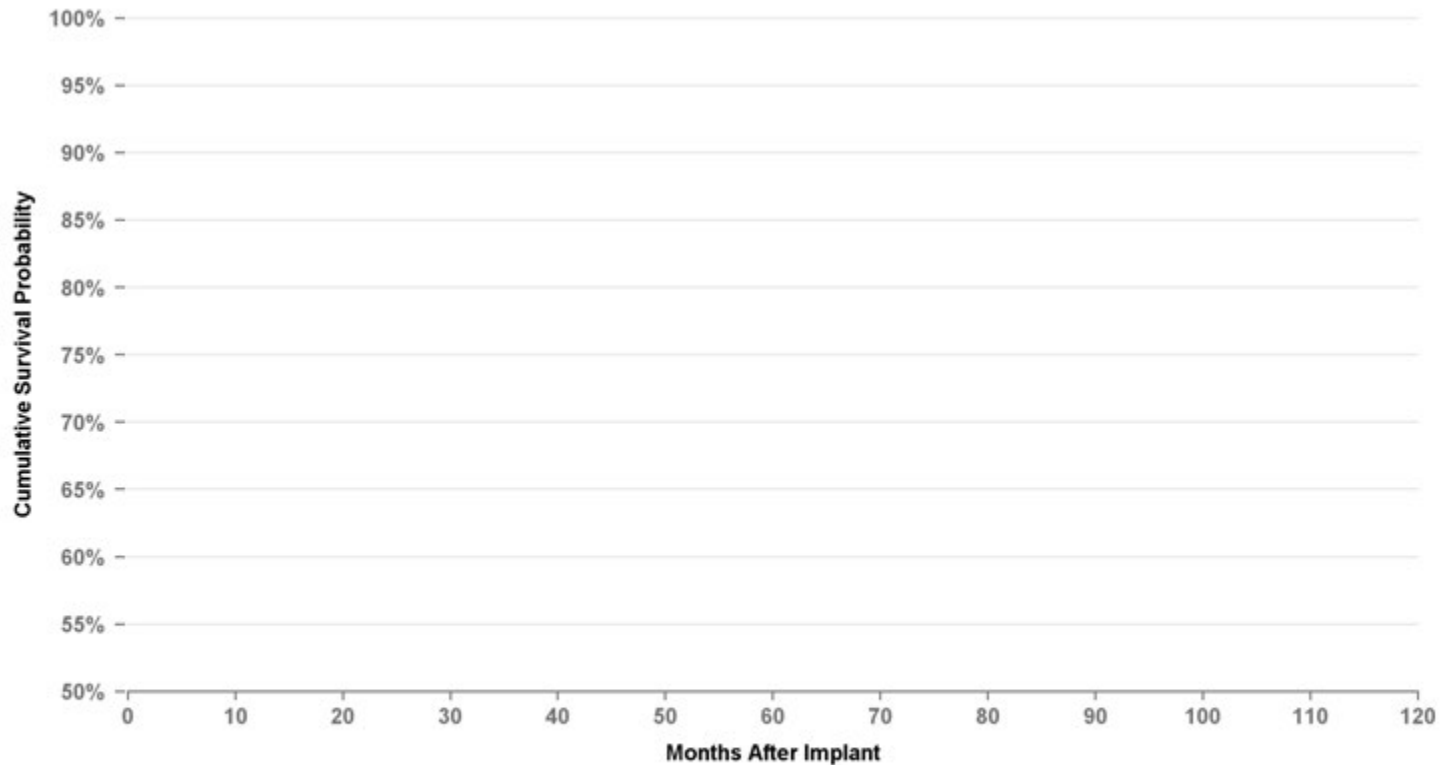
Product Characteristics

Fixation Type	Tines
Lead Function	Pacing/Sensing
Steroid Indicator	Yes
Lead Placement	Transvenous
Lead Tip Location	Right Ventricle
Pace/Sense Polarity	True Bipolar/Two Coils

Product Surveillance Registry Results

Number of Leads Enrolled in Study	39
Cumulative Months of Follow-Up	1,956
Number of Leads Active in Study	10

6948, Survival Curve



Graph Name

■ Cumulative Survival Probability Graph ■ Lower 95 Pct Confidence Graph ■ Upper 95 Pct Confidence Graph

Years

%

#

Product Surveillance Registry Qualifying Complications

Cardiac Perforation	0
Conductor Fracture	3
Electrical Abandonment	0
Extracardiac Stimulation	0
Failure To Capture	0
Failure To Sense	0
Impedance Abnormal	1
Insulation Breach (ESC)	0
Insulation Breach (MIO)	0
Insulation Breach (not further defined)	0
Lead Dislodgement	0
Medical Judgment	0
Other Complication	0
Oversensing	0
Unspecified	0

US Acute Lead Observations

Cardiac Perforation	0
Conductor Fracture	2
Extracardiac Stimulation	0
Failure To Capture	6
Failure To Sense	0
Impedance Abnormal	0
Insulation Breach	0
Lead Dislodgement	7
Oversensing	1
Unspecified	3

USA Returned Product Analysis

Conductor Fracture	183
Crimp Weld Bond	0
Insulation Breach	3
Other	2

DEFIBRILLATION LEAD

6949

Distribution Data

US Market Release	9/2/2004
CE Approval Date	
Registered US Implants	186,750
Estimated Active US	53,112

Product Characteristics

Fixation Type	Active Screw In
Lead Function	Pacing/Sensing
Steroid Indicator	Yes
Lead Placement	Transvenous
Lead Tip Location	Right Ventricle
Pace/Sense Polarity	True Bipolar/Two Coils

Product Surveillance Registry Results

Number of Leads Enrolled in Study	944
Cumulative Months of Follow-Up	48,015
Number of Leads Active in Study	200

Product Surveillance Registry Qualifying Complications

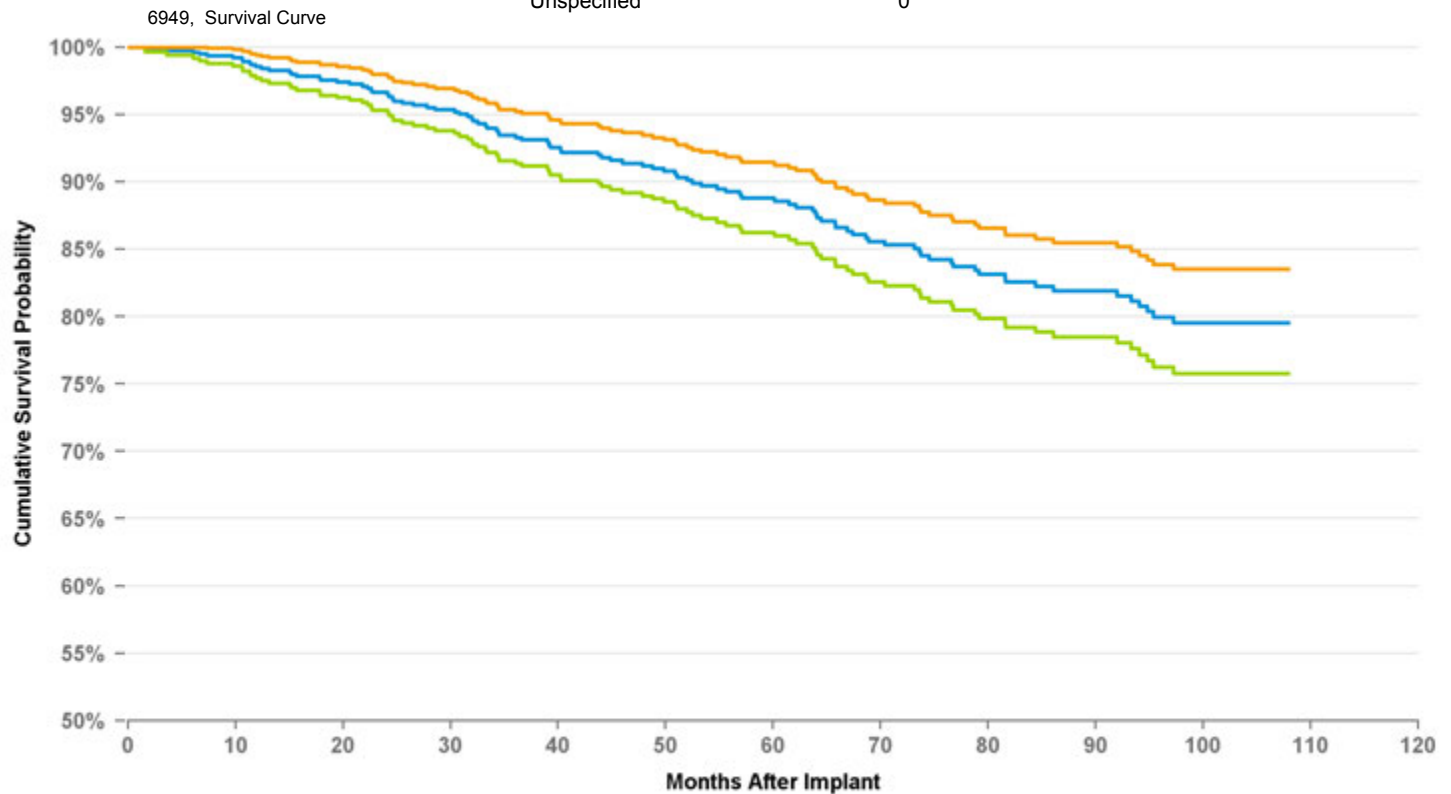
	99
Cardiac Perforation	0
Conductor Fracture	54
Electrical Abandonment	0
Extracardiac Stimulation	0
Failure To Capture	3
Failure To Sense	6
Impedance Abnormal	16
Insulation Breach (ESC)	0
Insulation Breach (MIO)	0
Insulation Breach (not further defined)	2
Lead Dislodgement	1
Medical Judgment	0
Other Complication	2
Oversensing	15
Unspecified	0

US Acute Lead Observations

Cardiac Perforation	10
Conductor Fracture	44
Extracardiac Stimulation	0
Failure To Capture	31
Failure To Sense	19
Impedance Abnormal	17
Insulation Breach	6
Lead Dislodgement	22
Oversensing	30
Unspecified	25

USA Returned Product Analysis

Conductor Fracture	7,356
Crimp Weld Bond	3
Insulation Breach	33
Other	70



Graph Name

■ Cumulative Survival Probability Graph
 ■ Lower 95 Pct Confidence Graph
 ■ Upper 95 Pct Confidence Graph

Years	1	2	3	4	5	6	7	8	at 108 mo
%	98.5%	96.6%	93.5%	91.2%	88.8%	85.3%	82.6%	80.0%	79.5%
#	811	687	549	458	368	287	193	119	57

DEFIBRILLATION LEAD

6996

Distribution Data

US Market Release	6/11/2001
CE Approval Date	12/19/1997
Registered US Implants	4,520
Estimated Active US	2,458

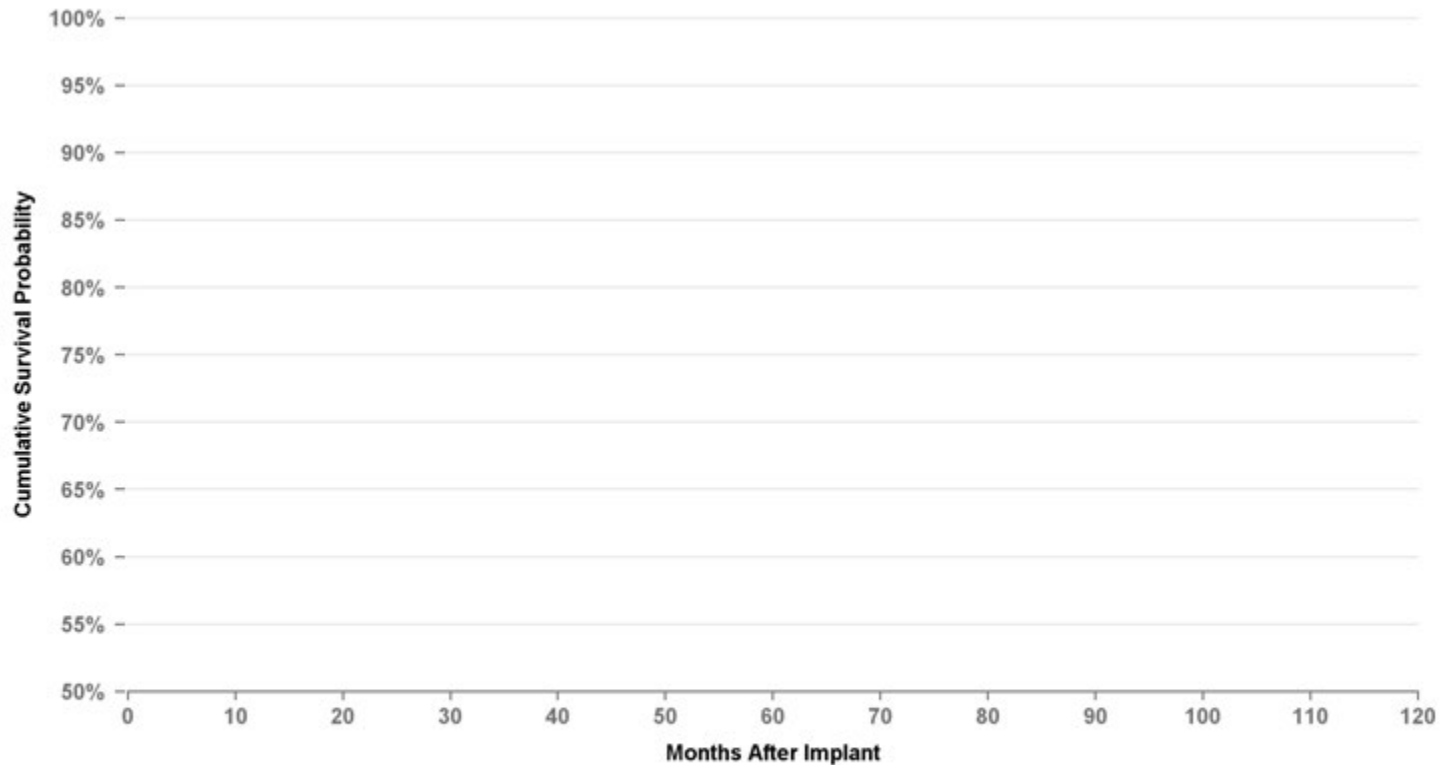
Product Characteristics

Fixation Type	Suture on Anchor Sleeve
Lead Function	Defibrillation
Steroid Indicator	None
Lead Placement	Subcutaneous
Lead Tip Location	Defibrillation
Pace/Sense Polarity	One Coil

Product Surveillance Registry Results

Number of Leads Enrolled in Study	46
Cumulative Months of Follow-Up	1,659
Number of Leads Active in Study	12

6996, Survival Curve



Graph Name

■ Cumulative Survival Probability Graph
 ■ Lower 95 Pct Confidence Graph
 ■ Upper 95 Pct Confidence Graph

Years

%

#

Product Surveillance Registry Qualifying Complications

	2
Cardiac Perforation	0
Conductor Fracture	1
Electrical Abandonment	0
Extracardiac Stimulation	0
Failure To Capture	0
Failure To Sense	0
Impedance Abnormal	0
Insulation Breach (ESC)	0
Insulation Breach (MIO)	0
Insulation Breach (not further defined)	0
Lead Dislodgement	0
Medical Judgment	0
Other Complication	1
Oversensing	0
Unspecified	0

US Acute Lead Observations

Cardiac Perforation	1
Conductor Fracture	0
Extracardiac Stimulation	0
Failure To Capture	1
Failure To Sense	0
Impedance Abnormal	7
Insulation Breach	0
Lead Dislodgement	1
Oversensing	0
Unspecified	0

USA Returned Product Analysis

Conductor Fracture	25
Crimp Weld Bond	0
Insulation Breach	0
Other	0

PACING LEAD

3830

ATRIAL PLACEMENT

Distribution Data

US Market Release	8/3/2005
CE Approval Date	1/31/2003
Registered US Implants	26,046
Estimated Active US	18,180

Product Characteristics

Fixation Type	Fixed Screw
Lead Function	Pacing/Sensing
Steroid Indicator	Yes
Lead Placement	Transvenous
Lead Tip Location	Atrium or Right Ventricle
Pace/Sense Polarity	Bipolar

Product Surveillance Registry Results

Number of Leads Enrolled in Study	888
Cumulative Months of Follow-Up	38,360
Number of Leads Active in Study	435

Product Surveillance Registry Qualifying Complications

Cardiac Perforation	1
Conductor Fracture	1
Electrical Abandonment	0
Extracardiac Stimulation	1
Failure To Capture	3
Failure To Sense	2
Impedance Abnormal	2
Insulation Breach (ESC)	0
Insulation Breach (MIO)	0
Insulation Breach (not further defined)	0
Lead Dislodgement	2
Medical Judgment	0
Other Complication	0
Oversensing	0
Unspecified	0

12

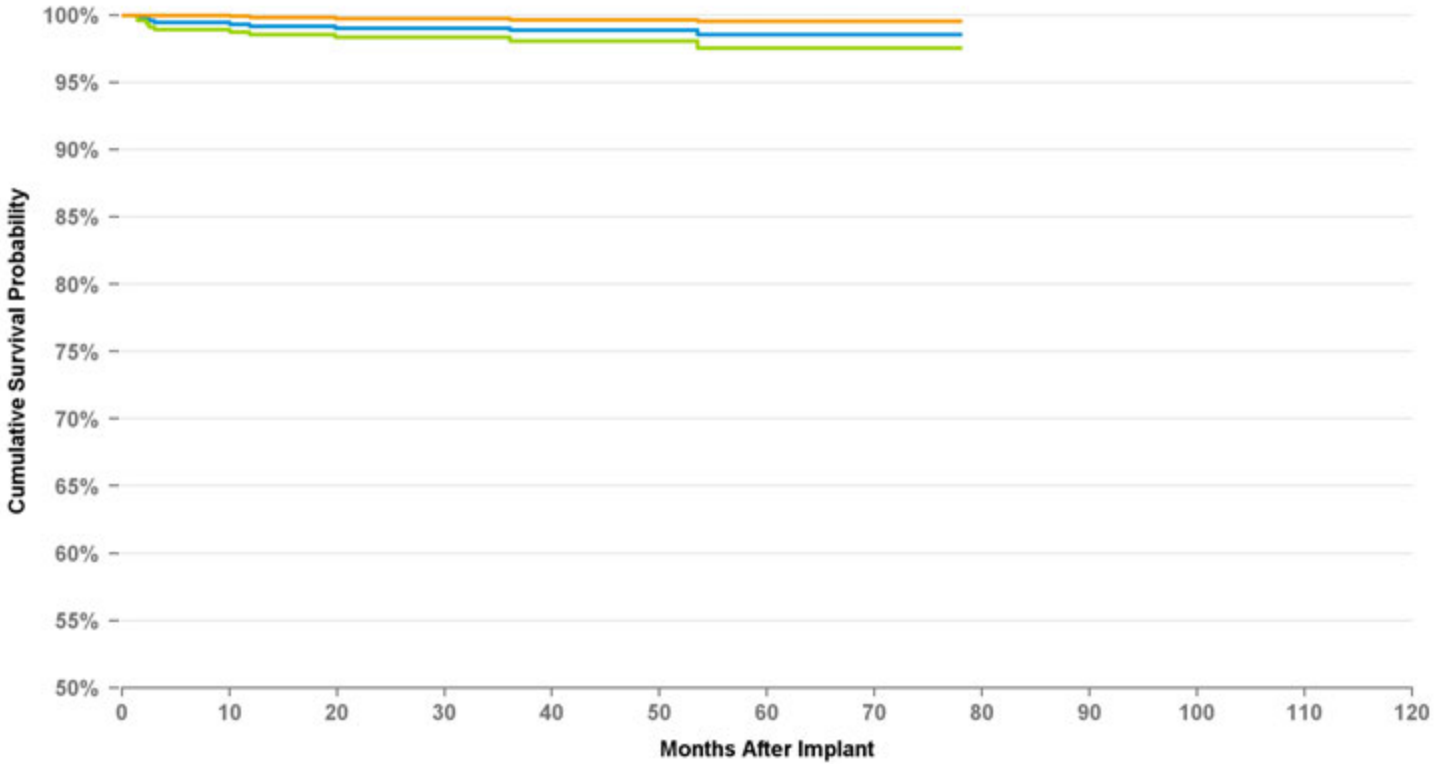
US Acute Lead Observations

Cardiac Perforation	8
Conductor Fracture	2
Extracardiac Stimulation	0
Failure To Capture	26
Failure To Sense	2
Impedance Abnormal	0
Insulation Breach	1
Lead Dislodgement	43
Oversensing	5
Unspecified	2

USA Returned Product Analysis

Conductor Fracture	11
Crimp Weld Bond	0
Insulation Breach	24
Other	3

3830, ATR, Survival Curve



Graph Name

■ Cumulative Survival Probability Graph ■ Lower 95 Pct Confidence Graph ■ Upper 95 Pct Confidence Graph

Years	1	2	3	4	5	6	at 78 mo
%	99.2%	99.0%	99.0%	98.9%	98.6%	98.6%	98.6%
#	775	644	555	403	196	85	62

PACING LEAD

3830

VENTRICULAR PLACEMENT

Distribution Data

US Market Release	8/3/2005
CE Approval Date	1/31/2003
Registered US Implants	26,046
Estimated Active US	18,180

Product Characteristics

Fixation Type	Fixed Screw
Lead Function	Pacing/Sensing
Steroid Indicator	Yes
Lead Placement	Transvenous
Lead Tip Location	Atrium or Right Ventricle
Pace/Sense Polarity	Bipolar

Product Surveillance Registry Results

Number of Leads Enrolled in Study	596
Cumulative Months of Follow-Up	24,803
Number of Leads Active in Study	295

Product Surveillance Registry Qualifying Complications

Cardiac Perforation	0
Conductor Fracture	0
Electrical Abandonment	0
Extracardiac Stimulation	0
Failure To Capture	2
Failure To Sense	0
Impedance Abnormal	1
Insulation Breach (ESC)	0
Insulation Breach (MIO)	0
Insulation Breach (not further defined)	0
Lead Dislodgement	3
Medical Judgment	0
Other Complication	1
Oversensing	0
Unspecified	0

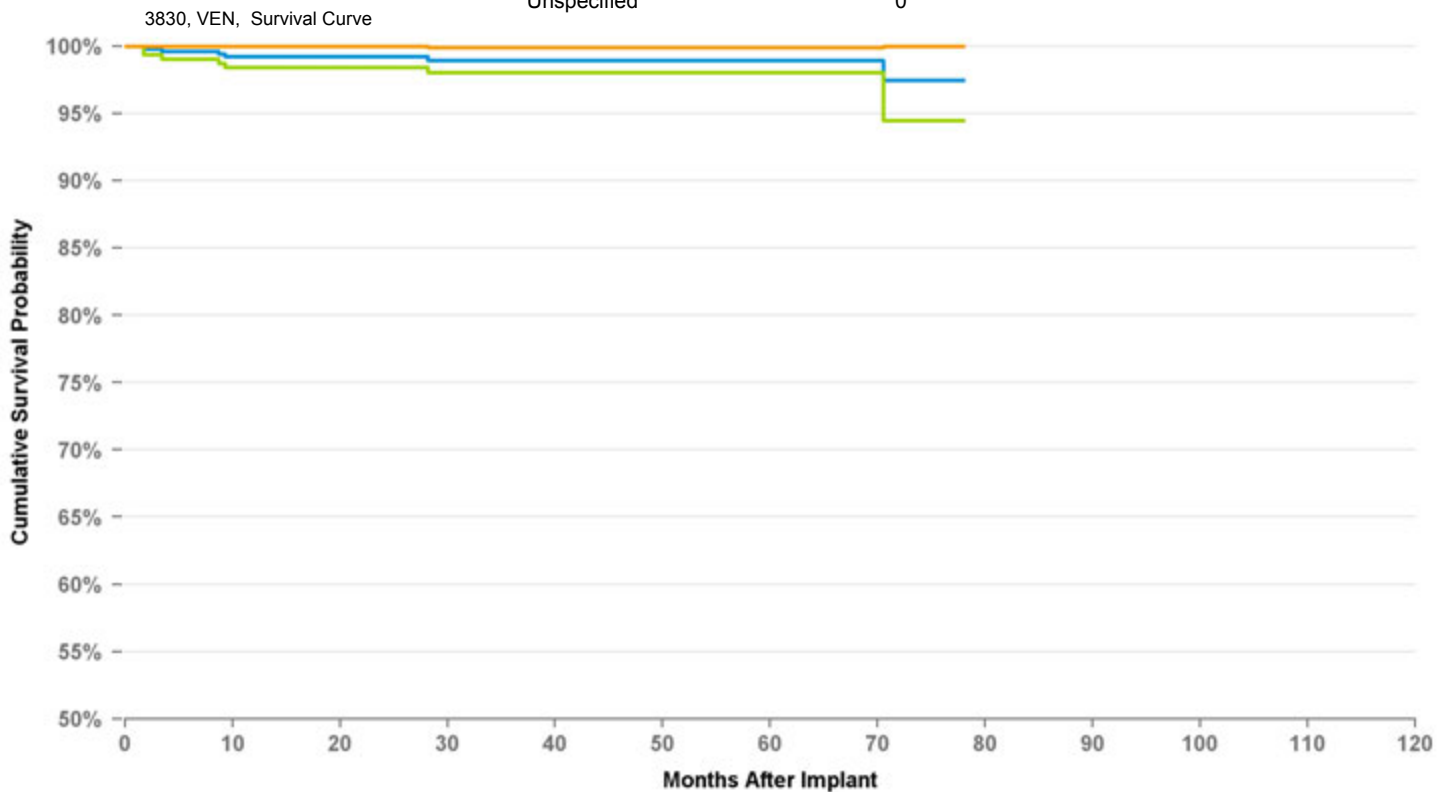
7

US Acute Lead Observations

Cardiac Perforation	8
Conductor Fracture	2
Extracardiac Stimulation	0
Failure To Capture	26
Failure To Sense	2
Impedance Abnormal	0
Insulation Breach	1
Lead Dislodgement	43
Oversensing	5
Unspecified	2

USA Returned Product Analysis

Conductor Fracture	11
Crimp Weld Bond	0
Insulation Breach	24
Other	3



Graph Name

■ Cumulative Survival Probability Graph ■ Lower 95 Pct Confidence Graph ■ Upper 95 Pct Confidence Graph

Years	1	2	3	4	5	6	at 78 mo
%	99.2%	99.2%	98.9%	98.9%	98.9%	97.5%	97.5%
#	494	416	347	245	118	59	52

PACING LEAD

4024

Distribution Data

US Market Release	10/1/1991
CE Approval Date	
Registered US Implants	218,695
Estimated Active US	28,834
Product Characteristics	
Fixation Type	Tines
Lead Function	Pacing/Sensing
Steroid Indicator	Yes
Lead Placement	Transvenous
Lead Tip Location	Right Ventricle
Pace/Sense Polarity	Bipolar

US Acute Lead Observations

Cardiac Perforation	13
Conductor Fracture	11
Extracardiac Stimulation	2
Failure To Capture	104
Failure To Sense	16
Impedance Abnormal	8
Insulation Breach	1
Lead Dislodgement	49
Oversensing	2
Unspecified	20

Product Surveillance Registry Qualifying Complications

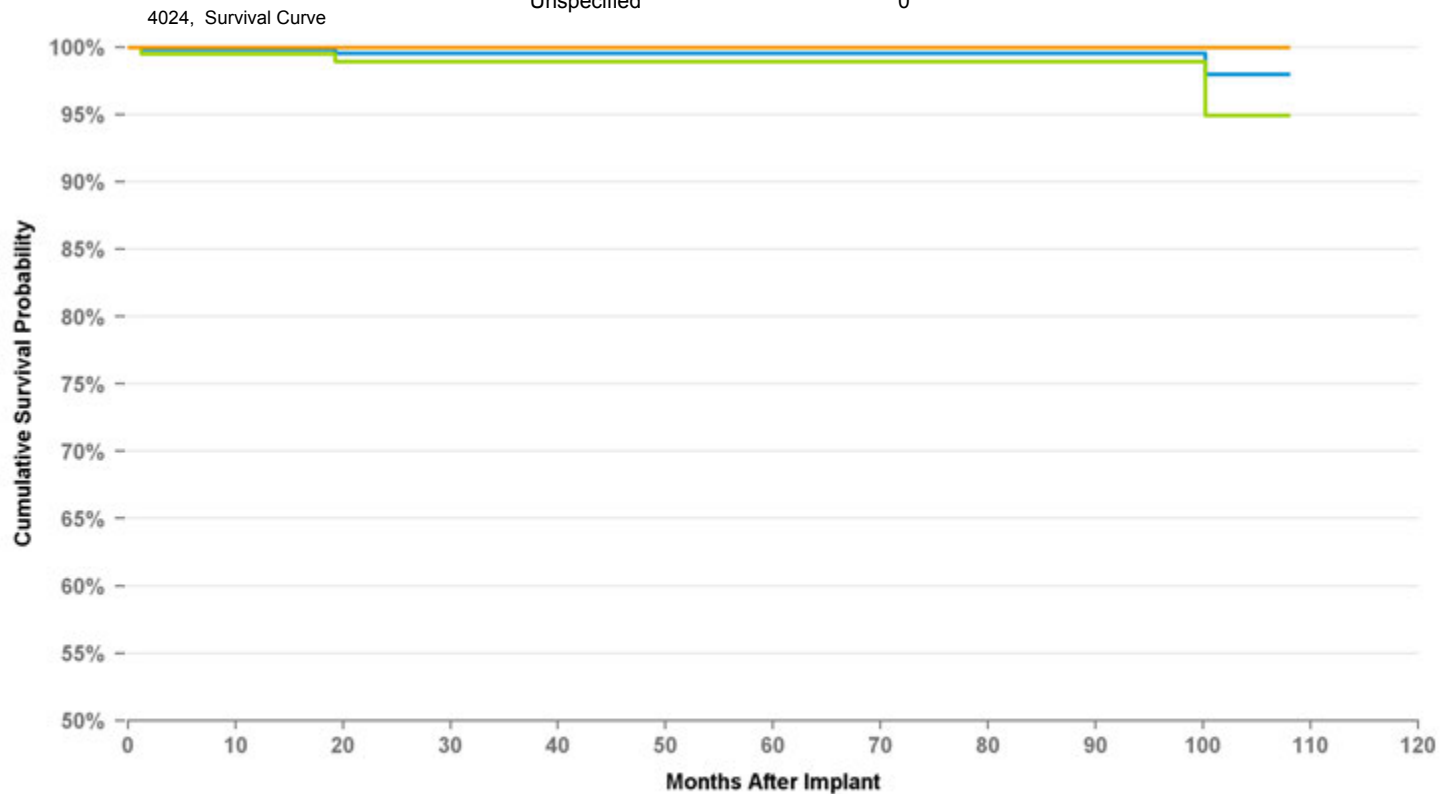
	4
Cardiac Perforation	0
Conductor Fracture	0
Electrical Abandonment	0
Extracardiac Stimulation	0
Failure To Capture	3
Failure To Sense	0
Impedance Abnormal	0
Insulation Breach (ESC)	0
Insulation Breach (MIO)	0
Insulation Breach (not further defined)	1
Lead Dislodgement	0
Medical Judgment	0
Other Complication	0
Oversensing	0
Unspecified	0

USA Returned Product Analysis

Conductor Fracture	29
Crimp Weld Bond	0
Insulation Breach	222
Other	12

Product Surveillance Registry Results

Number of Leads Enrolled in Study	1,219
Cumulative Months of Follow-Up	25,323
Number of Leads Active in Study	4



Graph Name

■ Cumulative Survival Probability Graph
 ■ Lower 95 Pct Confidence Graph
 ■ Upper 95 Pct Confidence Graph

Years	1	2	3	4	5	6	7	8	at 108 mo
%	99.8%	99.6%	99.6%	99.6%	99.6%	99.6%	99.6%	99.6%	98.0%
#	432	324	252	184	147	119	94	70	59

PACING LEAD

4068

ATRIAL PLACEMENT

Distribution Data

US Market Release	3/29/1996
CE Approval Date	
Registered US Implants	124,289
Estimated Active US	22,048
Product Characteristics	
Fixation Type	Active Screw In
Lead Function	Pacing/Sensing
Steroid Indicator	Yes
Lead Placement	Transvenous
Lead Tip Location	Atrium or Right Ventricle
Pace/Sense Polarity	Bipolar

Product Surveillance Registry Results

Number of Leads Enrolled in Study	2,433
Cumulative Months of Follow-Up	126,284
Number of Leads Active in Study	149

Product Surveillance Registry Qualifying Complications

Cardiac Perforation	0
Conductor Fracture	4
Electrical Abandonment	0
Extracardiac Stimulation	3
Failure To Capture	23
Failure To Sense	16
Impedance Abnormal	14
Insulation Breach (ESC)	2
Insulation Breach (MIO)	2
Insulation Breach (not further defined)	2
Lead Dislodgement	8
Medical Judgment	0
Other Complication	0
Oversensing	17
Unspecified	3

94

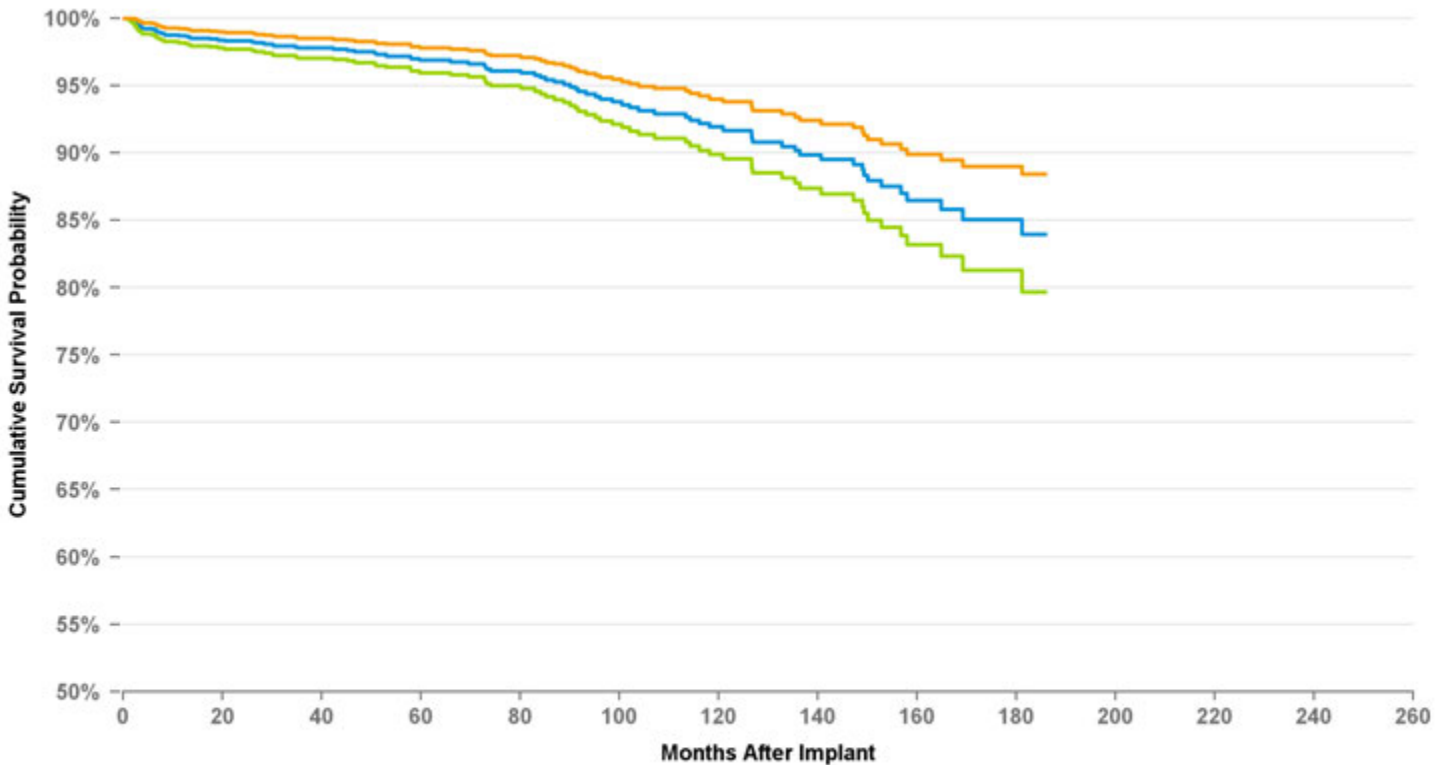
US Acute Lead Observations

Cardiac Perforation	5
Conductor Fracture	3
Extracardiac Stimulation	1
Failure To Capture	23
Failure To Sense	5
Impedance Abnormal	2
Insulation Breach	1
Lead Dislodgement	31
Oversensing	0
Unspecified	4

USA Returned Product Analysis

Conductor Fracture	56
Crimp Weld Bond	0
Insulation Breach	222
Other	93

4068, ATR, Survival Curve



Graph Name

■ Cumulative Survival Probability Graph ■ Lower 95 Pct Confidence Graph ■ Upper 95 Pct Confidence Graph

Years	1	2	3	4	5	6	7	8	9	10	11	12	13	14	15	at 186 mo
%	98.7%	98.3%	97.8%	97.5%	96.9%	96.6%	95.8%	94.2%	92.9%	91.9%	90.8%	89.5%	87.5%	85.8%	85.1%	83.9%
#	1,614	1,401	1,197	1,018	873	732	582	484	402	348	293	240	173	110	73	57

PACING LEAD

4068

VENTRICULAR PLACEMENT

Distribution Data

US Market Release	3/29/1996
CE Approval Date	
Registered US Implants	124,289
Estimated Active US	22,048

Product Characteristics

Fixation Type	Active Screw In
Lead Function	Pacing/Sensing
Steroid Indicator	Yes
Lead Placement	Transvenous
Lead Tip Location	Atrium or Right Ventricle
Pace/Sense Polarity	Bipolar

Product Surveillance Registry Results

Number of Leads Enrolled in Study	1,808
Cumulative Months of Follow-Up	92,660
Number of Leads Active in Study	63

Product Surveillance Registry Qualifying Complications

Cardiac Perforation	0
Conductor Fracture	3
Electrical Abandonment	0
Extracardiac Stimulation	2
Failure To Capture	24
Failure To Sense	5
Impedance Abnormal	23
Insulation Breach (ESC)	0
Insulation Breach (MIO)	0
Insulation Breach (not further defined)	1
Lead Dislodgement	0
Medical Judgment	0
Other Complication	2
Oversensing	10
Unspecified	2

72

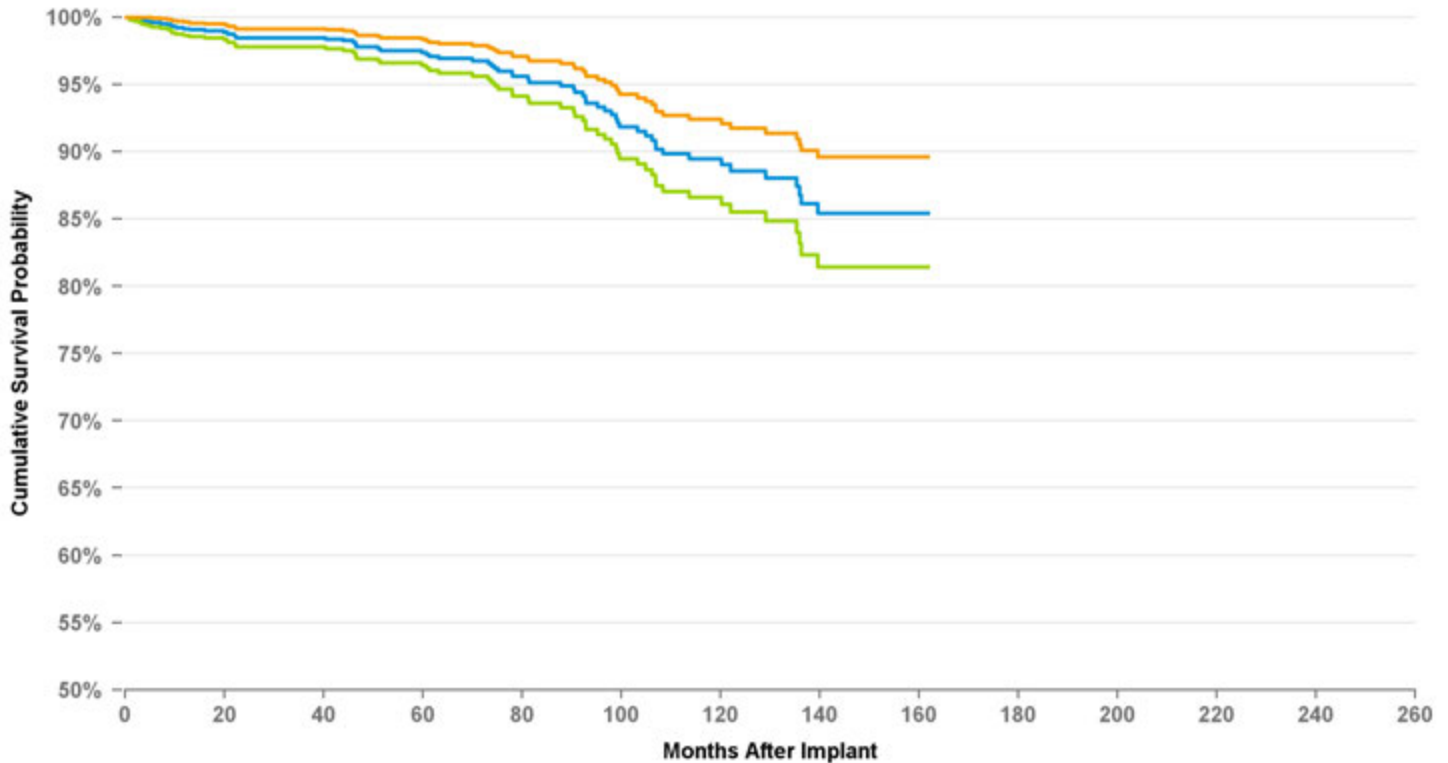
US Acute Lead Observations

Cardiac Perforation	5
Conductor Fracture	3
Extracardiac Stimulation	1
Failure To Capture	23
Failure To Sense	5
Impedance Abnormal	2
Insulation Breach	1
Lead Dislodgement	31
Oversensing	0
Unspecified	4

USA Returned Product Analysis

Conductor Fracture	56
Crimp Weld Bond	0
Insulation Breach	222
Other	93

4068, VEN, Survival Curve



Graph Name

■ Cumulative Survival Probability Graph ■ Lower 95 Pct Confidence Graph ■ Upper 95 Pct Confidence Graph

Years	1	2	3	4	5	6	7	8	9	10	11	12	13	at 162 mo
%	99.1%	98.5%	98.5%	97.8%	97.4%	96.7%	95.2%	93.3%	90.2%	89.5%	88.0%	85.4%	85.4%	85.4%
#	1,292	1,112	965	802	667	532	419	329	262	207	146	105	74	60

PACING LEAD

4073

Distribution Data

US Market Release	6/23/2002
CE Approval Date	2/1/2002
Registered US Implants	771
Estimated Active US	300

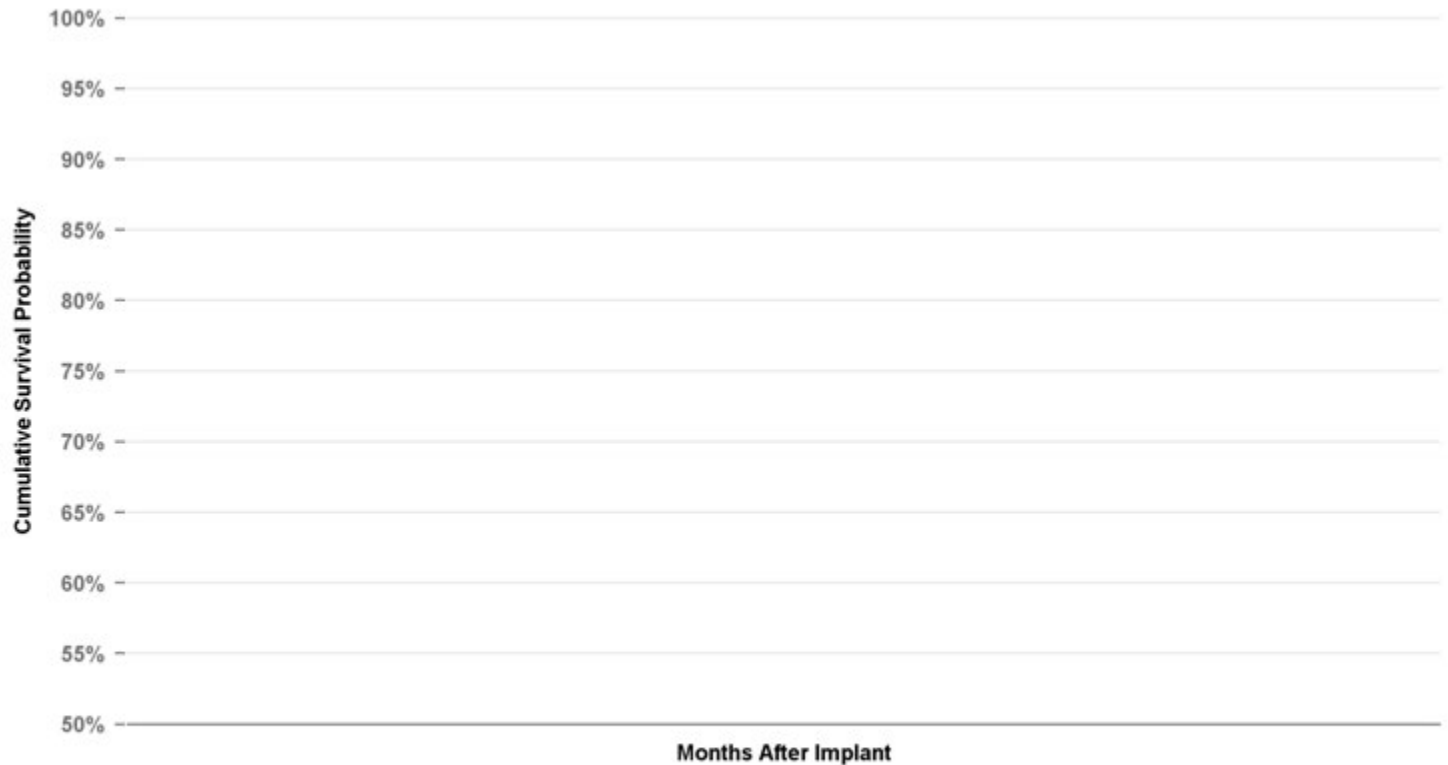
Product Characteristics

Fixation Type	Tines
Lead Function	Pacing/Sensing
Steroid Indicator	Yes
Lead Placement	Transvenous
Lead Tip Location	Right Ventricle
Pace/Sense Polarity	Unipolar

Product Surveillance Registry Results

Number of Leads Enrolled in Study	0
Cumulative Months of Follow-Up	0
Number of Leads Active in Study	0

4073, Survival Curve



Graph Name

■ Cumulative Survival Probability Graph ■ Lower 95 Pct Confidence Graph ■ Upper 95 Pct Confidence Graph

Years

%

#

Product Surveillance Registry Qualifying Complications

	0
Cardiac Perforation	0
Conductor Fracture	0
Electrical Abandonment	0
Extracardiac Stimulation	0
Failure To Capture	0
Failure To Sense	0
Impedance Abnormal	0
Insulation Breach (ESC)	0
Insulation Breach (MIO)	0
Insulation Breach (not further defined)	0
Lead Dislodgement	0
Medical Judgment	0
Other Complication	0
Oversensing	0
Unspecified	0

US Acute Lead Observations

Cardiac Perforation	0
Conductor Fracture	0
Extracardiac Stimulation	0
Failure To Capture	0
Failure To Sense	0
Impedance Abnormal	0
Insulation Breach	0
Lead Dislodgement	0
Oversensing	0
Unspecified	0

USA Returned Product Analysis

Conductor Fracture	0
Crimp Weld Bond	0
Insulation Breach	0
Other	0

PACING LEAD

4074

ATRIAL PLACEMENT

Distribution Data

US Market Release	6/23/2002
CE Approval Date	2/1/2002
Registered US Implants	105,153
Estimated Active US	59,080

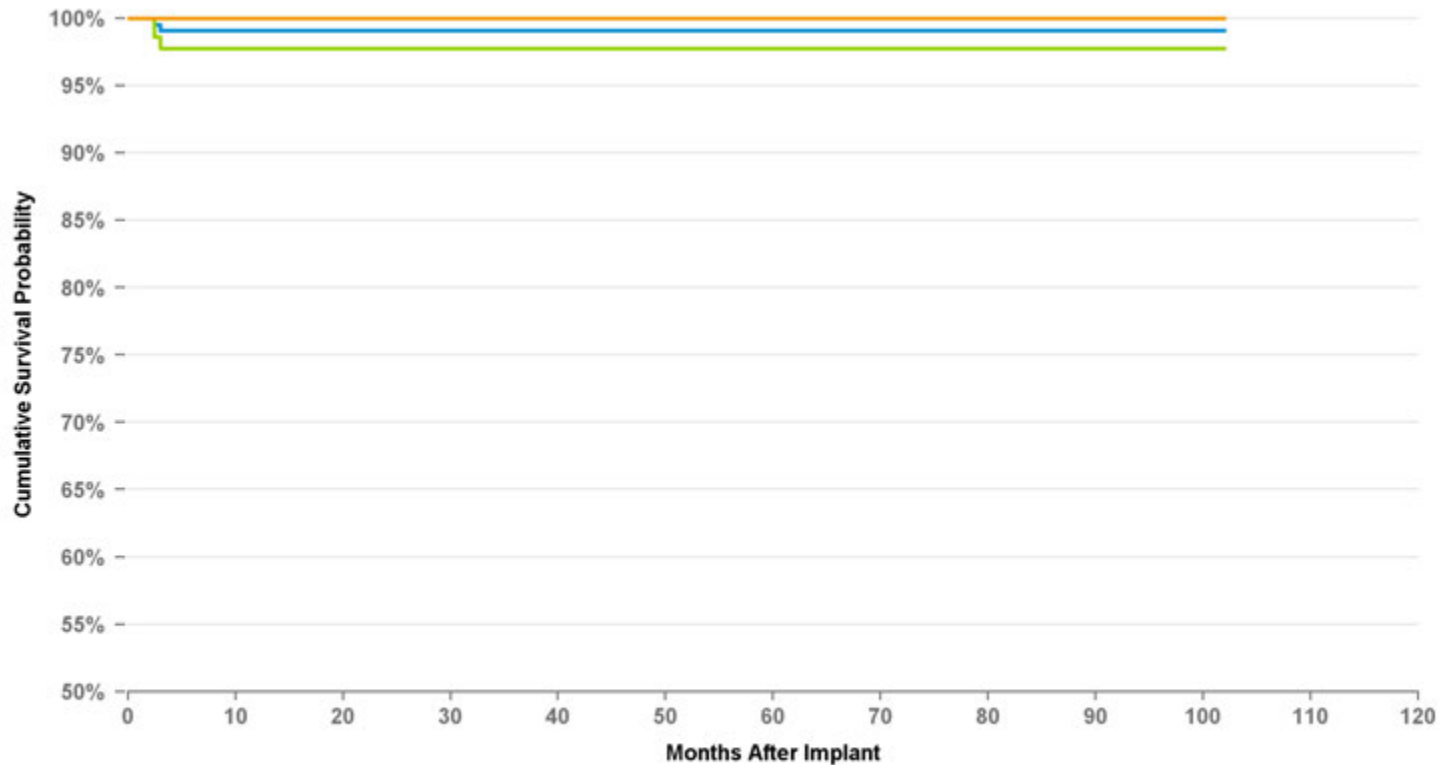
Product Characteristics

Fixation Type	Tines
Lead Function	Pacing/Sensing
Steroid Indicator	Yes
Lead Placement	Transvenous
Lead Tip Location	Right Ventricle
Pace/Sense Polarity	Bipolar

Product Surveillance Registry Results

Number of Leads Enrolled in Study	214
Cumulative Months of Follow-Up	17,044
Number of Leads Active in Study	114

4074, ATR, Survival Curve



Graph Name

■ Cumulative Survival Probability Graph
 ■ Lower 95 Pct Confidence Graph
 ■ Upper 95 Pct Confidence Graph

Years	1	2	3	4	5	6	7	8	at 102 mo
%	99.1%	99.1%	99.1%	99.1%	99.1%	99.1%	99.1%	99.1%	99.1%
#	201	191	184	167	152	140	123	90	69

Product Surveillance Registry Qualifying Complications

Cardiac Perforation	0
Conductor Fracture	0
Electrical Abandonment	0
Extracardiac Stimulation	0
Failure To Capture	0
Failure To Sense	1
Impedance Abnormal	0
Insulation Breach (ESC)	0
Insulation Breach (MIO)	0
Insulation Breach (not further defined)	0
Lead Dislodgement	1
Medical Judgment	0
Other Complication	0
Oversensing	0
Unspecified	0

2

US Acute Lead Observations

Cardiac Perforation	18
Conductor Fracture	1
Extracardiac Stimulation	2
Failure To Capture	47
Failure To Sense	1
Impedance Abnormal	3
Insulation Breach	0
Lead Dislodgement	58
Oversensing	2
Unspecified	0

USA Returned Product Analysis

Conductor Fracture	7
Crimp Weld Bond	0
Insulation Breach	32
Other	1

PACING LEAD

4074

VENTRICULAR PLACEMENT

Distribution Data

US Market Release	6/23/2002
CE Approval Date	2/1/2002
Registered US Implants	105,153
Estimated Active US	59,080

Product Characteristics

Fixation Type	Tines
Lead Function	Pacing/Sensing
Steroid Indicator	Yes
Lead Placement	Transvenous
Lead Tip Location	Right Ventricle
Pace/Sense Polarity	Bipolar

Product Surveillance Registry Results

Number of Leads Enrolled in Study	1,099
Cumulative Months of Follow-Up	46,856
Number of Leads Active in Study	497

Product Surveillance Registry Qualifying Complications

Cardiac Perforation	0
Conductor Fracture	1
Electrical Abandonment	0
Extracardiac Stimulation	0
Failure To Capture	2
Failure To Sense	0
Impedance Abnormal	1
Insulation Breach (ESC)	0
Insulation Breach (MIO)	0
Insulation Breach (not further defined)	0
Lead Dislodgement	2
Medical Judgment	0
Other Complication	1
Oversensing	0
Unspecified	0

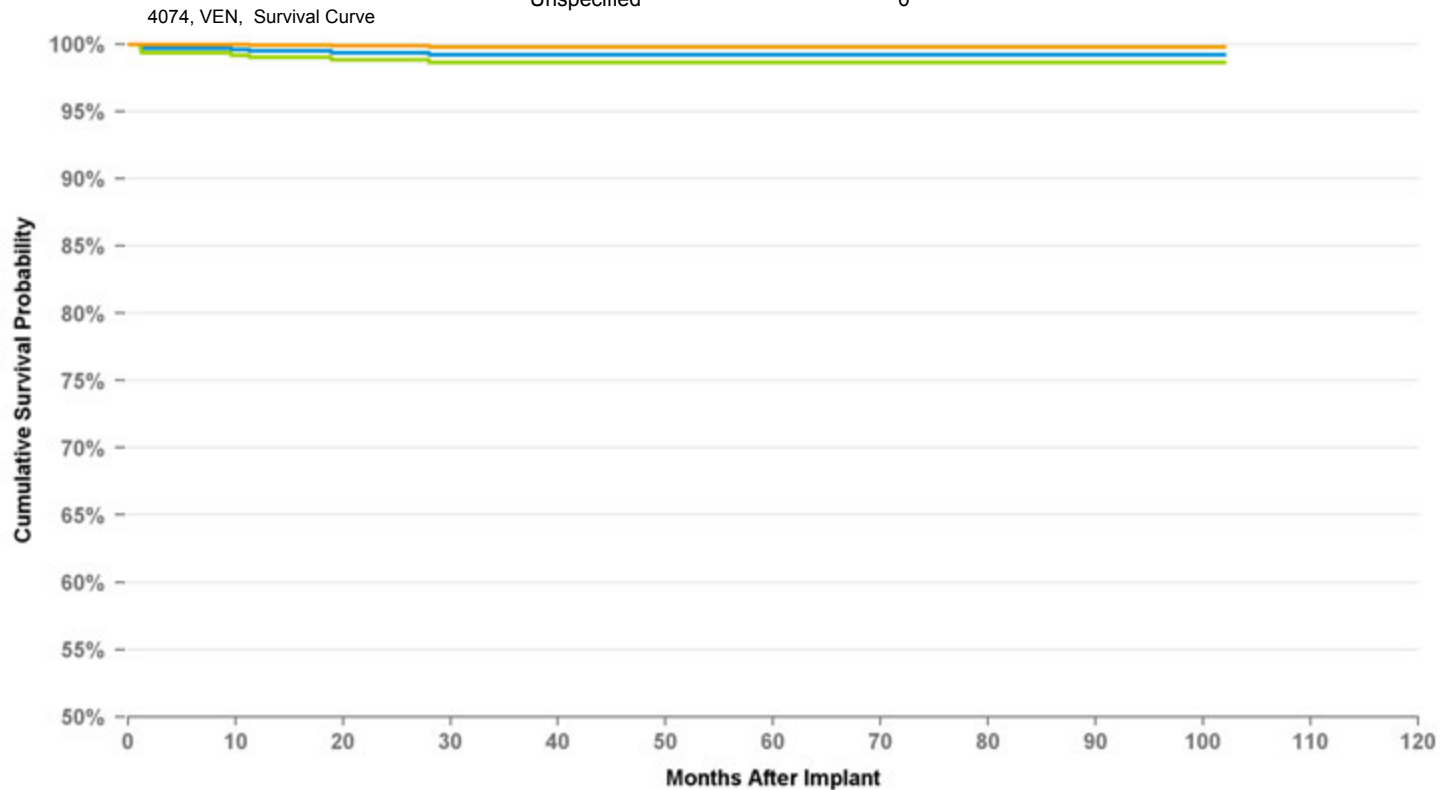
7

US Acute Lead Observations

Cardiac Perforation	18
Conductor Fracture	1
Extracardiac Stimulation	2
Failure To Capture	47
Failure To Sense	1
Impedance Abnormal	3
Insulation Breach	0
Lead Dislodgement	58
Oversensing	2
Unspecified	0

USA Returned Product Analysis

Conductor Fracture	7
Crimp Weld Bond	0
Insulation Breach	32
Other	1



Graph Name

■ Cumulative Survival Probability Graph ■ Lower 95 Pct Confidence Graph ■ Upper 95 Pct Confidence Graph

Years	1	2	3	4	5	6	7	8	at 102 mo
%	99.5%	99.4%	99.2%	99.2%	99.2%	99.2%	99.2%	99.2%	99.2%
#	924	730	519	378	275	221	166	95	68

PACING LEAD

4076

ATRIAL PLACEMENT

Distribution Data

US Market Release	2/25/2004
CE Approval Date	6/14/2004
Registered US Implants	524,419
Estimated Active US	361,111

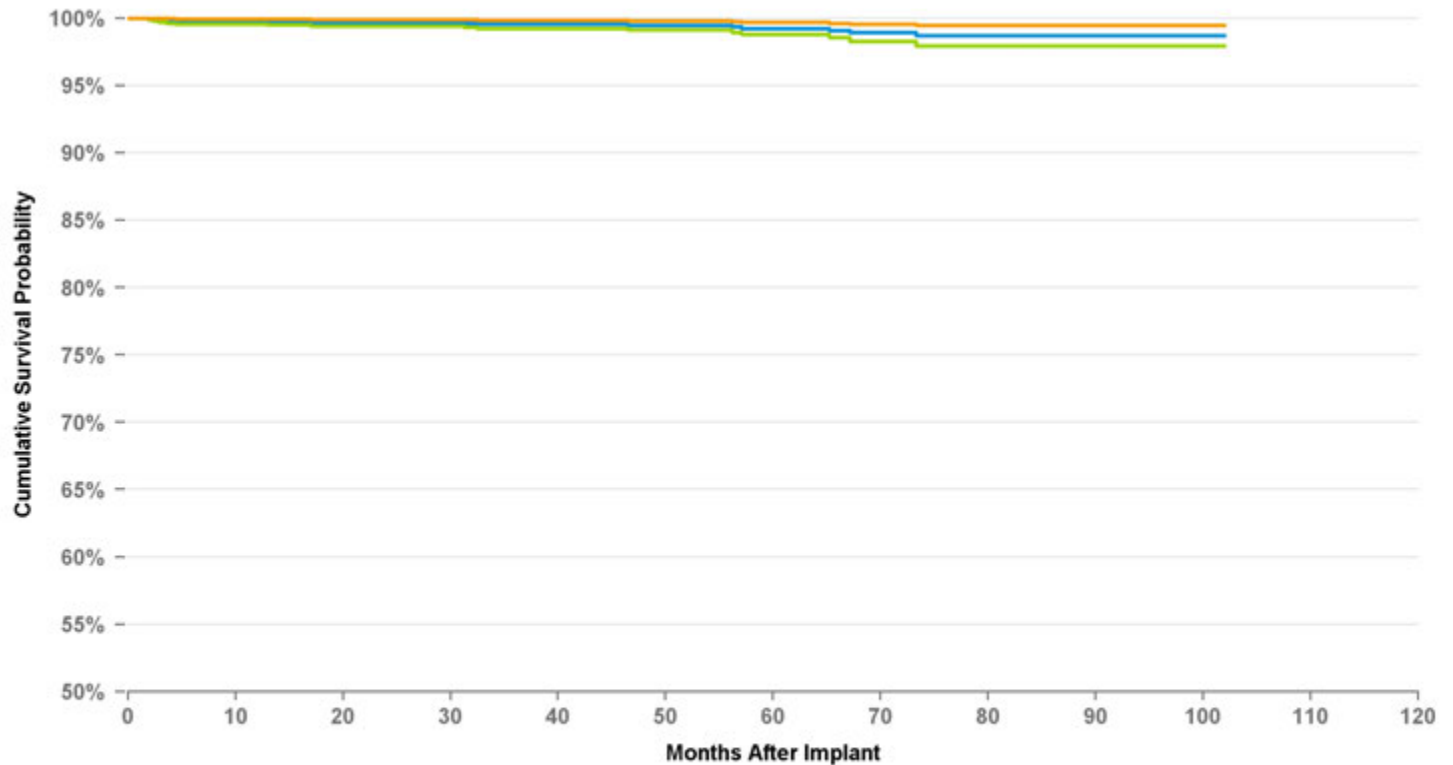
Product Characteristics

Fixation Type	Active Screw In
Lead Function	Pacing/Sensing
Steroid Indicator	Yes
Lead Placement	Transvenous
Lead Tip Location	Atrium or Right Ventricle
Pace/Sense Polarity	Bipolar

Product Surveillance Registry Results

Number of Leads Enrolled in Study	2,949
Cumulative Months of Follow-Up	118,023
Number of Leads Active in Study	1,666

4076, ATR, Survival Curve



Graph Name

■ Cumulative Survival Probability Graph ■ Lower 95 Pct Confidence Graph ■ Upper 95 Pct Confidence Graph

Years	1	2	3	4	5	6	7	8	at 102 mo
%	99.8%	99.7%	99.5%	99.4%	99.2%	98.9%	98.7%	98.7%	98.7%
#	2,383	1,898	1,456	1,109	740	393	257	149	90

Product Surveillance Registry Qualifying Complications

Cardiac Perforation	1
Conductor Fracture	1
Electrical Abandonment	0
Extracardiac Stimulation	0
Failure To Capture	3
Failure To Sense	3
Impedance Abnormal	0
Insulation Breach (ESC)	0
Insulation Breach (MIO)	0
Insulation Breach (not further defined)	2
Lead Dislodgement	5
Medical Judgment	0
Other Complication	0
Oversensing	1
Unspecified	0

16

US Acute Lead Observations

Cardiac Perforation	78
Conductor Fracture	5
Extracardiac Stimulation	12
Failure To Capture	101
Failure To Sense	28
Impedance Abnormal	13
Insulation Breach	1
Lead Dislodgement	243
Oversensing	16
Unspecified	12

USA Returned Product Analysis

Conductor Fracture	63
Crimp Weld Bond	1
Insulation Breach	77
Other	22

PACING LEAD

4076

VENTRICULAR PLACEMENT

Distribution Data

US Market Release	2/25/2004
CE Approval Date	6/14/2004
Registered US Implants	524,419
Estimated Active US	361,111

Product Characteristics

Fixation Type	Active Screw In
Lead Function	Pacing/Sensing
Steroid Indicator	Yes
Lead Placement	Transvenous
Lead Tip Location	Atrium or Right Ventricle
Pace/Sense Polarity	Bipolar

Product Surveillance Registry Results

Number of Leads Enrolled in Study	1,470
Cumulative Months of Follow-Up	72,817
Number of Leads Active in Study	592

Product Surveillance Registry Qualifying Complications

Cardiac Perforation	0
Conductor Fracture	0
Electrical Abandonment	0
Extracardiac Stimulation	1
Failure To Capture	3
Failure To Sense	0
Impedance Abnormal	2
Insulation Breach (ESC)	0
Insulation Breach (MIO)	0
Insulation Breach (not further defined)	0
Lead Dislodgement	1
Medical Judgment	0
Other Complication	0
Oversensing	0
Unspecified	0

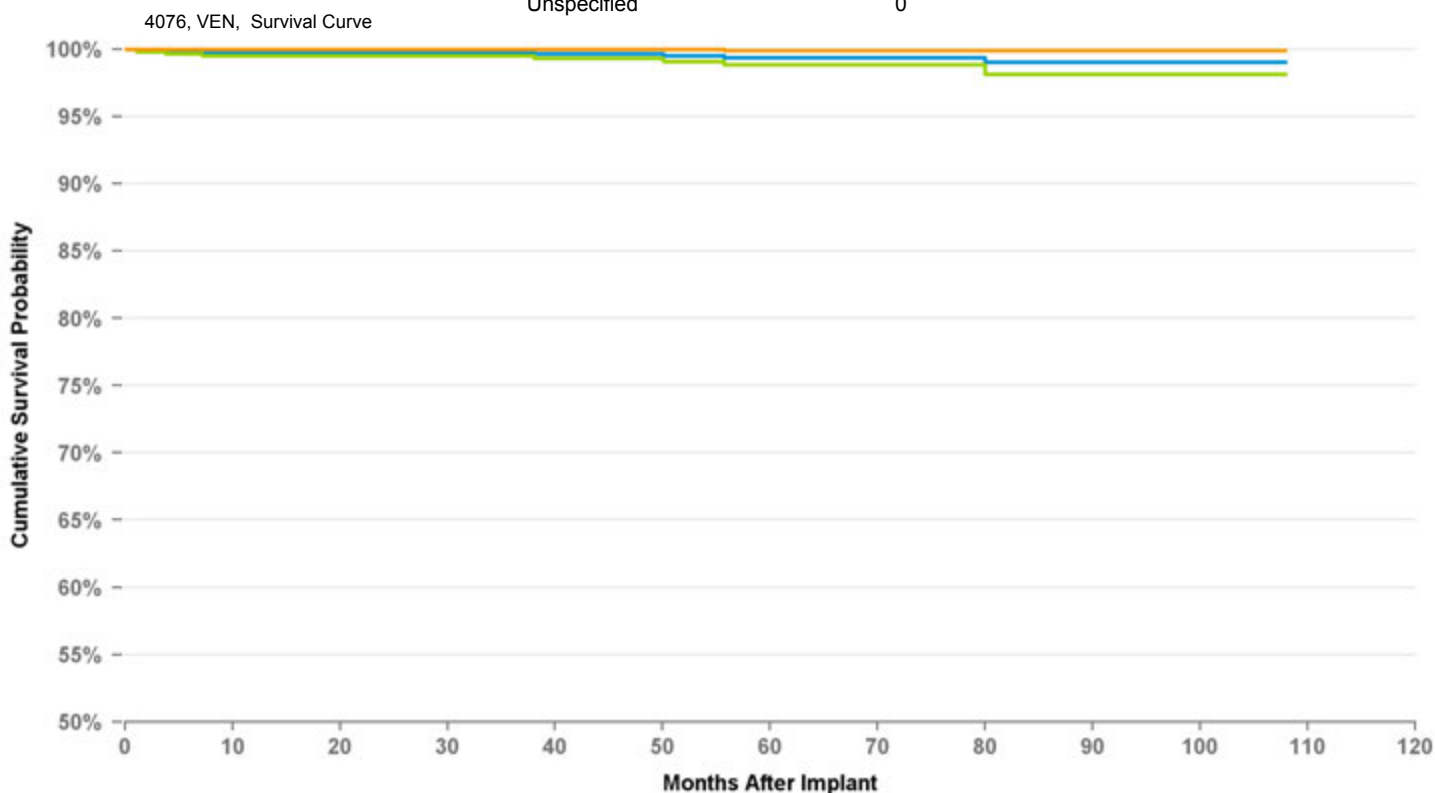
7

US Acute Lead Observations

Cardiac Perforation	78
Conductor Fracture	5
Extracardiac Stimulation	12
Failure To Capture	101
Failure To Sense	28
Impedance Abnormal	13
Insulation Breach	1
Lead Dislodgement	243
Oversensing	16
Unspecified	12

USA Returned Product Analysis

Conductor Fracture	63
Crimp Weld Bond	1
Insulation Breach	77
Other	22



Graph Name

■ Cumulative Survival Probability Graph ■ Lower 95 Pct Confidence Graph ■ Upper 95 Pct Confidence Graph

Years	1	2	3	4	5	6	7	8	at 108 mo
%	99.8%	99.8%	99.8%	99.7%	99.4%	99.4%	99.0%	99.0%	99.0%
#	1,265	1,060	903	747	545	347	242	155	66

PACING LEAD

4092

Distribution Data

US Market Release	9/17/1998
CE Approval Date	4/15/1998
Registered US Implants	185,683
Estimated Active US	69,522

Product Characteristics

Fixation Type	Tines
Lead Function	Pacing/Sensing
Steroid Indicator	Yes
Lead Placement	Transvenous
Lead Tip Location	Right Ventricle
Pace/Sense Polarity	Bipolar

Product Surveillance Registry Results

Number of Leads Enrolled in Study	1,181
Cumulative Months of Follow-Up	66,688
Number of Leads Active in Study	36

Product Surveillance Registry Qualifying Complications

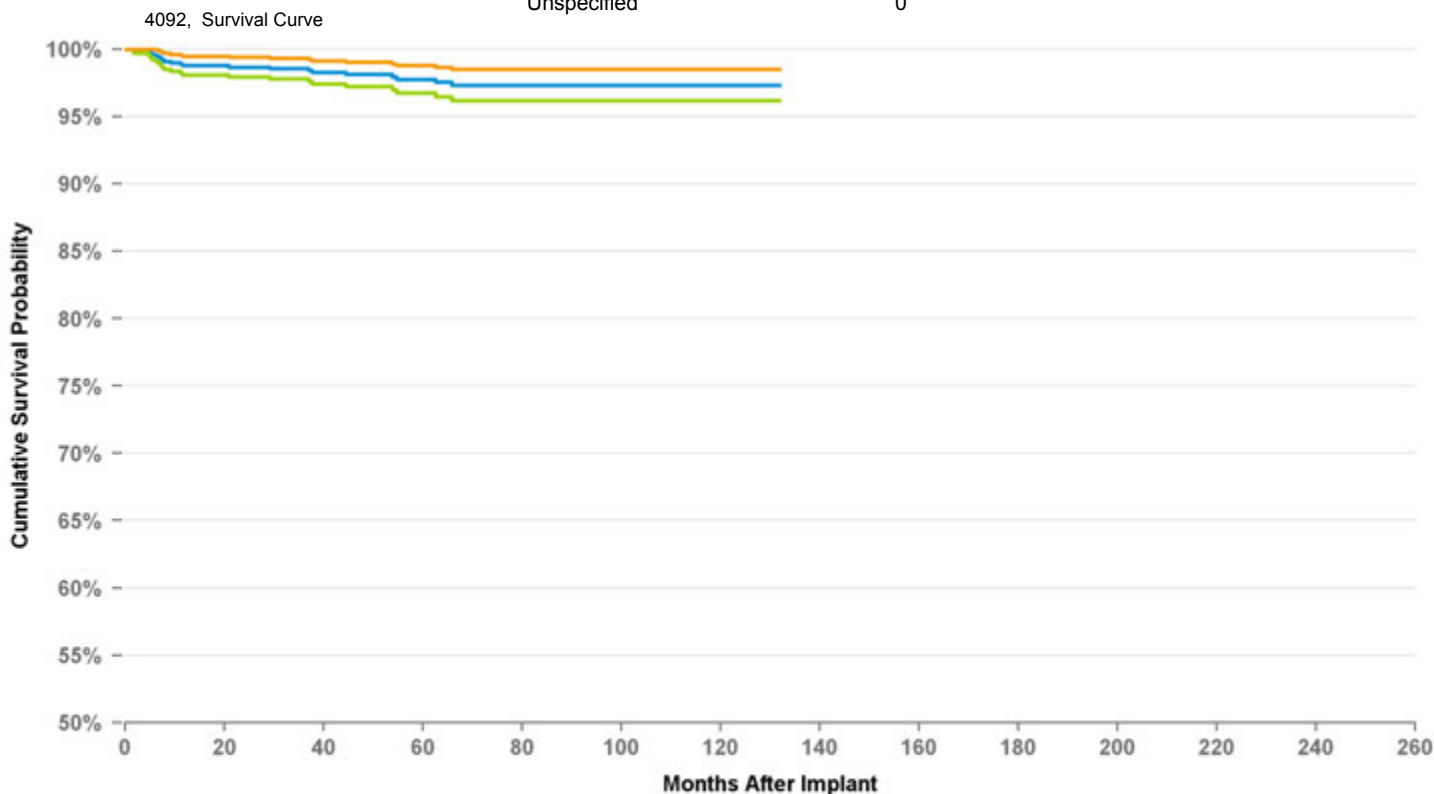
	21
Cardiac Perforation	0
Conductor Fracture	3
Electrical Abandonment	0
Extracardiac Stimulation	1
Failure To Capture	11
Failure To Sense	0
Impedance Abnormal	1
Insulation Breach (ESC)	0
Insulation Breach (MIO)	0
Insulation Breach (not further defined)	0
Lead Dislodgement	4
Medical Judgment	0
Other Complication	1
Oversensing	0
Unspecified	0

US Acute Lead Observations

Cardiac Perforation	3
Conductor Fracture	4
Extracardiac Stimulation	1
Failure To Capture	34
Failure To Sense	0
Impedance Abnormal	2
Insulation Breach	1
Lead Dislodgement	34
Oversensing	1
Unspecified	2

USA Returned Product Analysis

Conductor Fracture	15
Crimp Weld Bond	0
Insulation Breach	63
Other	2



Graph Name

■ Cumulative Survival Probability Graph
 ■ Lower 95 Pct Confidence Graph
 ■ Upper 95 Pct Confidence Graph

Years	1	2	3	4	5	6	7	8	9	10	at 132 mo
%	98.8%	98.7%	98.5%	98.1%	97.8%	97.3%	97.3%	97.3%	97.3%	97.3%	97.3%
#	939	823	726	621	504	391	319	259	210	130	65

PACING LEAD

4524

Distribution Data

US Market Release	10/1/1991
CE Approval Date	
Registered US Implants	100,334
Estimated Active US	17,102
Product Characteristics	
Fixation Type	J-Shape, tines
Lead Function	Pacing/Sensing
Steroid Indicator	Yes
Lead Placement	Transvenous
Lead Tip Location	Atrium
Pace/Sense Polarity	Bipolar

Product Surveillance Registry Results

Number of Leads Enrolled in Study	920
Cumulative Months of Follow-Up	23,627
Number of Leads Active in Study	24

Product Surveillance Registry Qualifying Complications

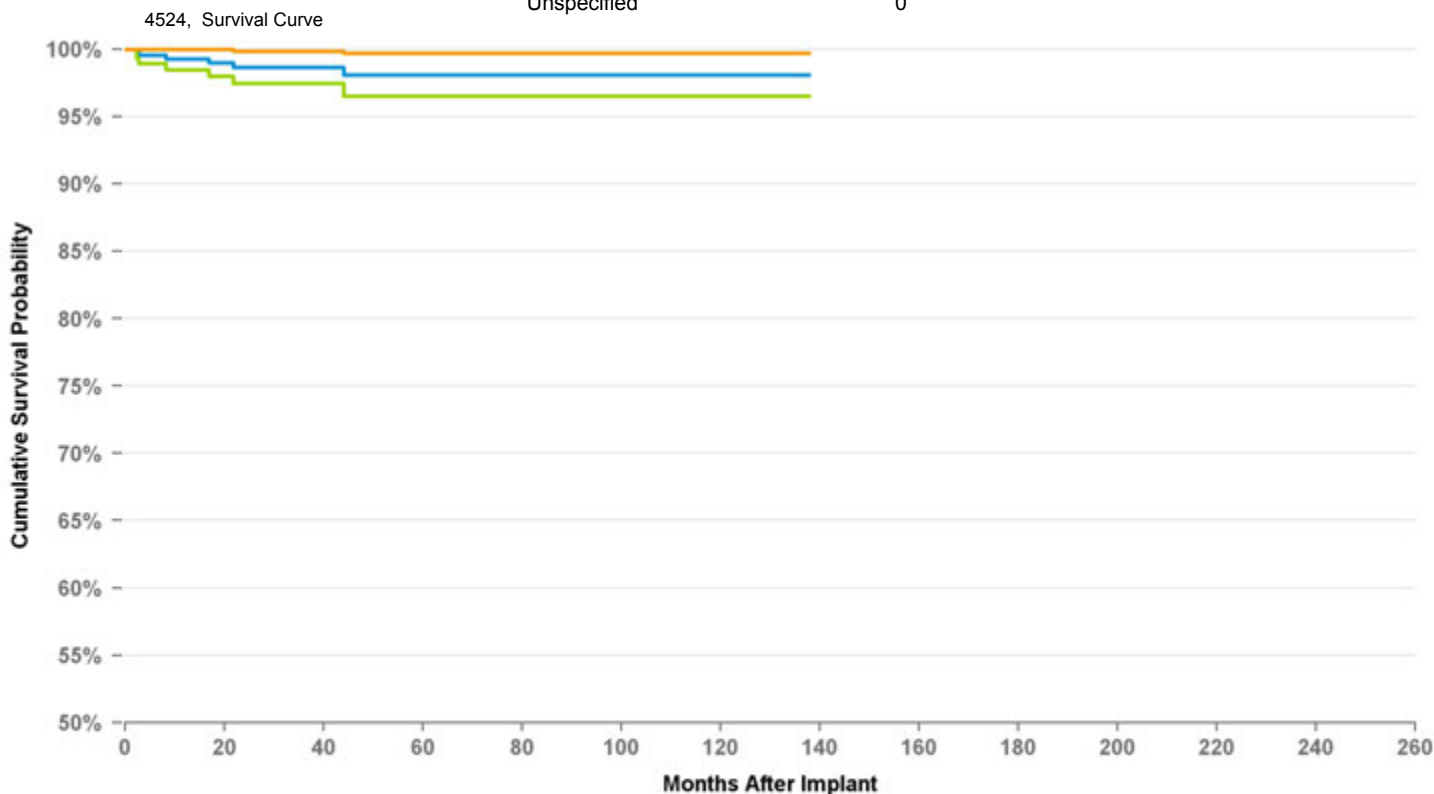
	6
Cardiac Perforation	0
Conductor Fracture	0
Electrical Abandonment	0
Extracardiac Stimulation	0
Failure To Capture	3
Failure To Sense	2
Impedance Abnormal	0
Insulation Breach (ESC)	0
Insulation Breach (MIO)	0
Insulation Breach (not further defined)	0
Lead Dislodgement	1
Medical Judgment	0
Other Complication	0
Oversensing	0
Unspecified	0

US Acute Lead Observations

Cardiac Perforation	2
Conductor Fracture	2
Extracardiac Stimulation	0
Failure To Capture	16
Failure To Sense	4
Impedance Abnormal	1
Insulation Breach	2
Lead Dislodgement	23
Oversensing	0
Unspecified	12

USA Returned Product Analysis

Conductor Fracture	1
Crimp Weld Bond	0
Insulation Breach	91
Other	3



Graph Name

■ Cumulative Survival Probability Graph
 ■ Lower 95 Pct Confidence Graph
 ■ Upper 95 Pct Confidence Graph

Years	1	2	3	4	5	6	7	8	9	10	11	at 138 mo
%	99.3%	98.6%	98.6%	98.1%	98.1%	98.1%	98.1%	98.1%	98.1%	98.1%	98.1%	98.1%
#	366	278	217	163	131	106	86	75	65	55	53	52

PACING LEAD

4558M

Distribution Data

US Market Release	11/14/1994
CE Approval Date	
Registered US Implants	19,590
Estimated Active US	2,714

Product Characteristics

Fixation Type	Active Screw In
Lead Function	Pacing/Sensing
Steroid Indicator	None
Lead Placement	Transvenous
Lead Tip Location	Atrium - J
Pace/Sense Polarity	Bipolar

Product Surveillance Registry Results

Number of Leads Enrolled in Study	540
Cumulative Months of Follow-Up	18,683
Number of Leads Active in Study	1

Product Surveillance Registry Qualifying Complications

	12
Cardiac Perforation	0
Conductor Fracture	0
Electrical Abandonment	1
Extracardiac Stimulation	0
Failure To Capture	3
Failure To Sense	2
Impedance Abnormal	2
Insulation Breach (ESC)	0
Insulation Breach (MIO)	0
Insulation Breach (not further defined)	2
Lead Dislodgement	0
Medical Judgment	0
Other Complication	0
Oversensing	2
Unspecified	0

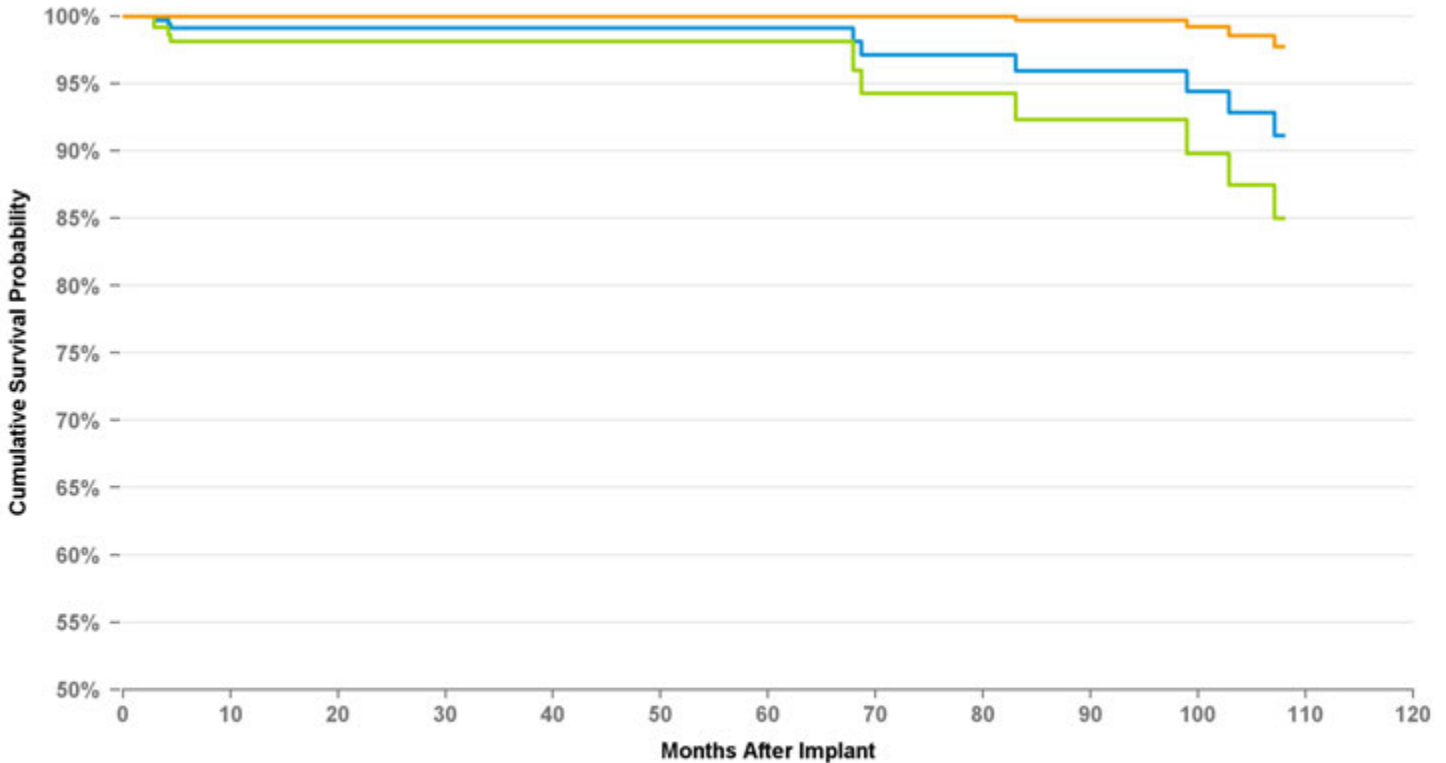
US Acute Lead Observations

Cardiac Perforation	2
Conductor Fracture	0
Extracardiac Stimulation	1
Failure To Capture	2
Failure To Sense	1
Impedance Abnormal	1
Insulation Breach	0
Lead Dislodgement	2
Oversensing	0
Unspecified	1

USA Returned Product Analysis

Conductor Fracture	1
Crimp Weld Bond	0
Insulation Breach	29
Other	20

4558M, Survival Curve



Graph Name

■ Cumulative Survival Probability Graph ■ Lower 95 Pct Confidence Graph ■ Upper 95 Pct Confidence Graph

Years	1	2	3	4	5	6	7	8	at 108 mo
%	99.1%	99.1%	99.1%	99.1%	99.1%	97.1%	95.9%	95.9%	91.1%
#	278	225	180	139	115	88	80	64	53

PACING LEAD

4568

Distribution Data

US Market Release	1/2/1997
CE Approval Date	
Registered US Implants	69,218
Estimated Active US	15,564

Product Characteristics

Fixation Type	J-shape, screw in
Lead Function	Pacing/Sensing
Steroid Indicator	Yes
Lead Placement	Transvenous
Lead Tip Location	Atrium
Pace/Sense Polarity	Bipolar

Product Surveillance Registry Results

Number of Leads Enrolled in Study	671
Cumulative Months of Follow-Up	31,852
Number of Leads Active in Study	13

Product Surveillance Registry Qualifying Complications

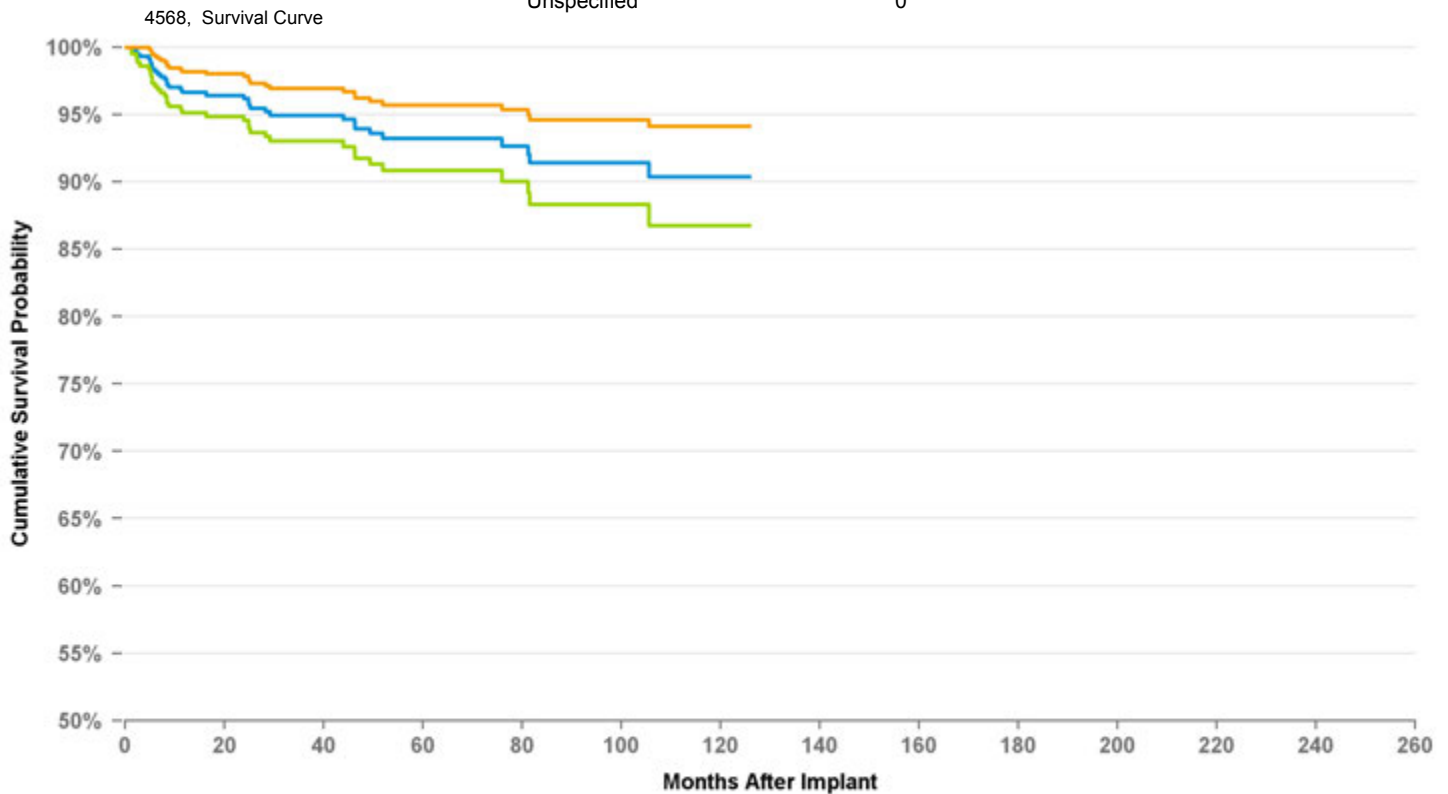
	38
Cardiac Perforation	0
Conductor Fracture	1
Electrical Abandonment	0
Extracardiac Stimulation	0
Failure To Capture	19
Failure To Sense	4
Impedance Abnormal	3
Insulation Breach (ESC)	0
Insulation Breach (MIO)	0
Insulation Breach (not further defined)	0
Lead Dislodgement	9
Medical Judgment	1
Other Complication	1
Oversensing	0
Unspecified	0

US Acute Lead Observations

Cardiac Perforation	3
Conductor Fracture	1
Extracardiac Stimulation	0
Failure To Capture	6
Failure To Sense	1
Impedance Abnormal	2
Insulation Breach	0
Lead Dislodgement	4
Oversensing	1
Unspecified	1

USA Returned Product Analysis

Conductor Fracture	9
Crimp Weld Bond	0
Insulation Breach	106
Other	52



Graph Name

■ Cumulative Survival Probability Graph
 ■ Lower 95 Pct Confidence Graph
 ■ Upper 95 Pct Confidence Graph

Years	1	2	3	4	5	6	7	8	9	10	at 126 mo
%	96.6%	96.2%	95.0%	94.0%	93.2%	93.2%	91.4%	91.4%	90.4%	90.4%	90.4%
#	490	416	326	275	227	173	138	105	84	63	51

PACING LEAD

4574

Distribution Data

US Market Release	6/23/2002
CE Approval Date	2/1/2002
Registered US Implants	72,065
Estimated Active US	43,821

Product Characteristics

Fixation Type	J-shape, tines
Lead Function	Pacing/Sensing
Steroid Indicator	Yes
Lead Placement	Transvenous
Lead Tip Location	Atrium
Pace/Sense Polarity	Bipolar

Product Surveillance Registry Results

Number of Leads Enrolled in Study	868
Cumulative Months of Follow-Up	20,020
Number of Leads Active in Study	590

Product Surveillance Registry Qualifying Complications

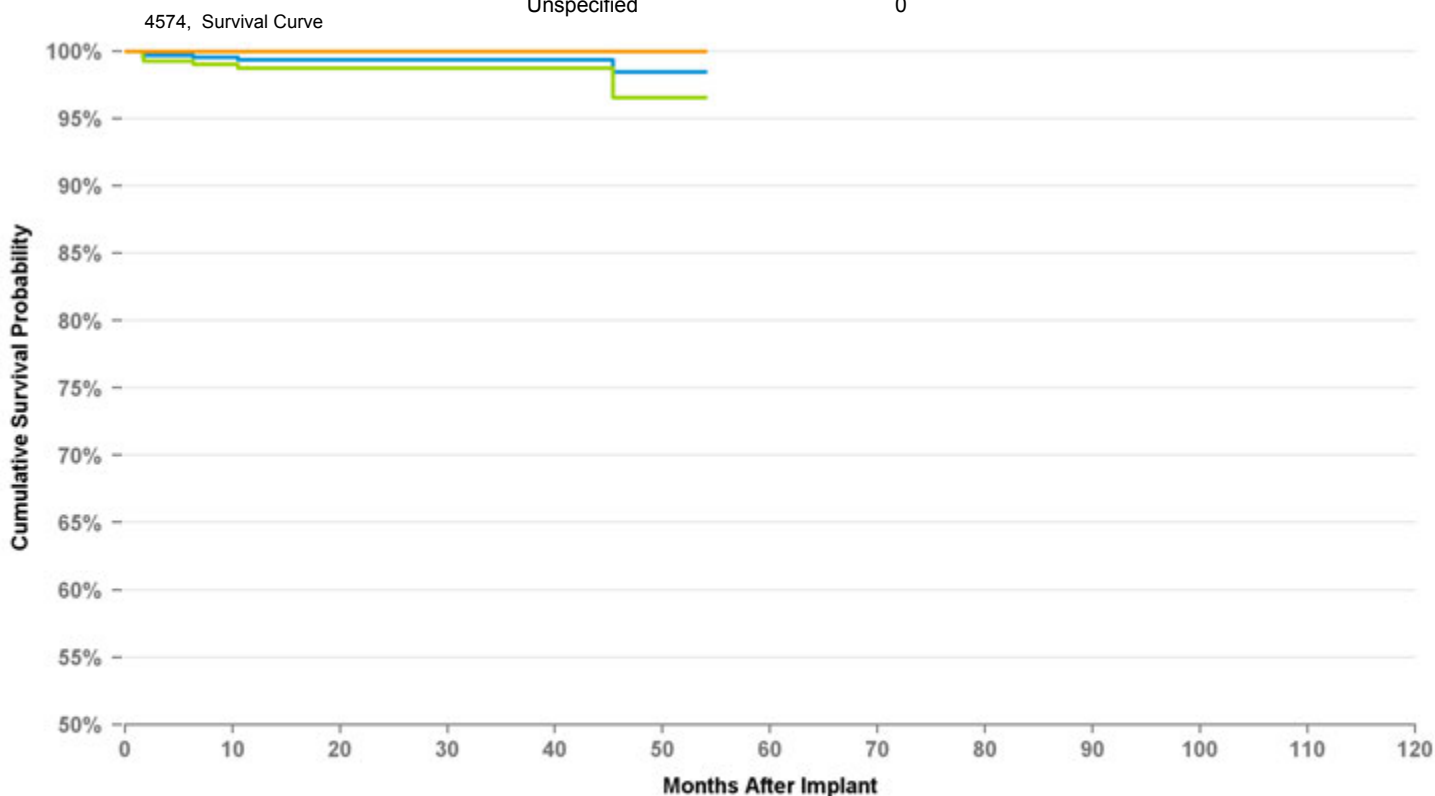
	6
Cardiac Perforation	0
Conductor Fracture	1
Electrical Abandonment	0
Extracardiac Stimulation	0
Failure To Capture	1
Failure To Sense	0
Impedance Abnormal	0
Insulation Breach (ESC)	0
Insulation Breach (MIO)	0
Insulation Breach (not further defined)	0
Lead Dislodgement	4
Medical Judgment	0
Other Complication	0
Oversensing	0
Unspecified	0

US Acute Lead Observations

Cardiac Perforation	0
Conductor Fracture	1
Extracardiac Stimulation	1
Failure To Capture	29
Failure To Sense	9
Impedance Abnormal	0
Insulation Breach	0
Lead Dislodgement	71
Oversensing	1
Unspecified	4

USA Returned Product Analysis

Conductor Fracture	10
Crimp Weld Bond	0
Insulation Breach	9
Other	0



Graph Name

■ Cumulative Survival Probability Graph
 ■ Lower 95 Pct Confidence Graph
 ■ Upper 95 Pct Confidence Graph

Years	1	2	3	4	at 54 mo
%	99.4%	99.4%	99.4%	98.4%	98.4%
#	572	379	202	78	51

PACING LEAD

4592

Distribution Data

US Market Release	10/5/1998
CE Approval Date	4/15/1998
Registered US Implants	89,082
Estimated Active US	35,080

Product Characteristics

Fixation Type	J-shape, tines
Lead Function	Pacing/Sensing
Steroid Indicator	Yes
Lead Placement	Transvenous
Lead Tip Location	Atrium
Pace/Sense Polarity	Bipolar

Product Surveillance Registry Results

Number of Leads Enrolled in Study	336
Cumulative Months of Follow-Up	16,876
Number of Leads Active in Study	58

Product Surveillance Registry Qualifying Complications

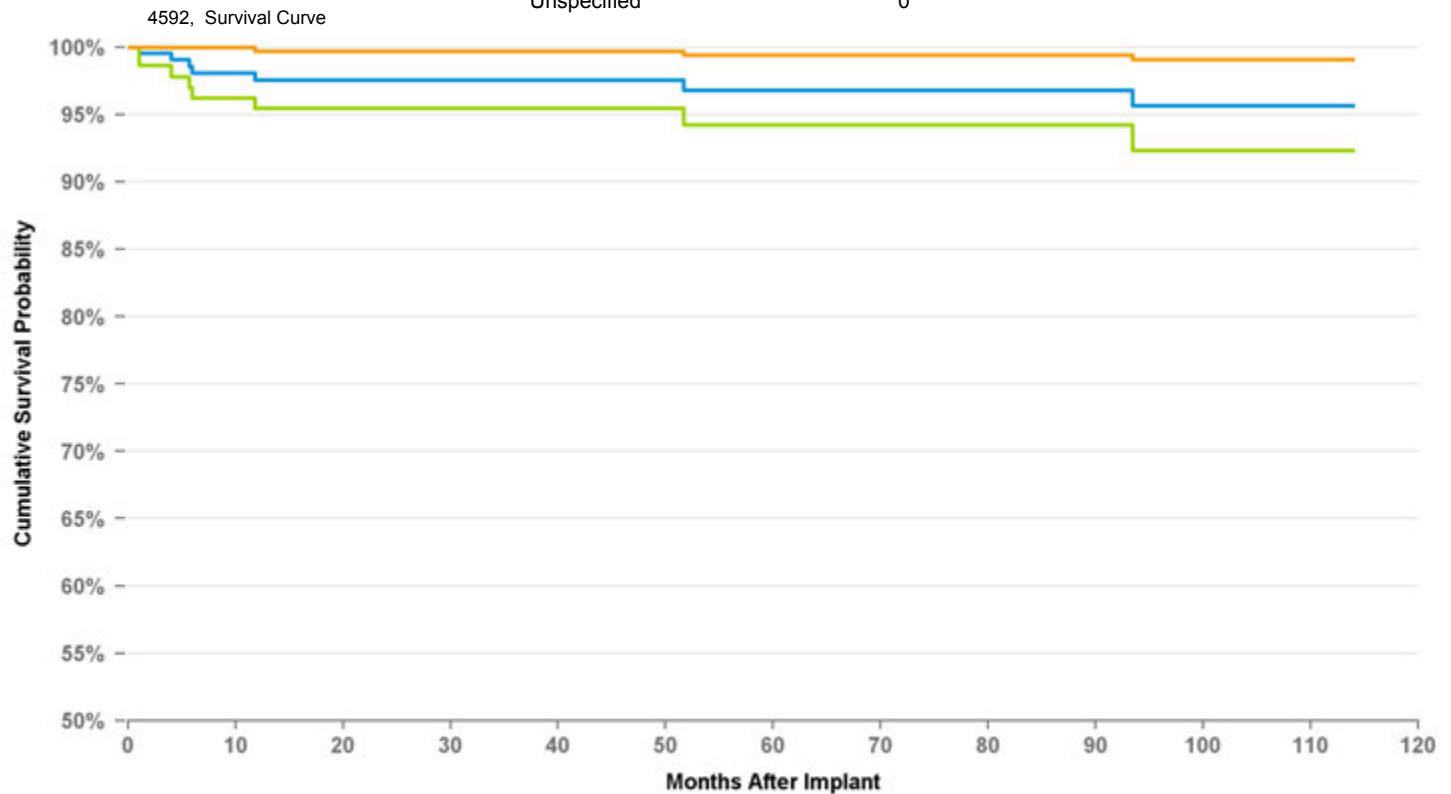
Cardiac Perforation	0
Conductor Fracture	0
Electrical Abandonment	0
Extracardiac Stimulation	0
Failure To Capture	4
Failure To Sense	1
Impedance Abnormal	0
Insulation Breach (ESC)	0
Insulation Breach (MIO)	0
Insulation Breach (not further defined)	0
Lead Dislodgement	2
Medical Judgment	0
Other Complication	0
Oversensing	0
Unspecified	0

US Acute Lead Observations

Cardiac Perforation	0
Conductor Fracture	0
Extracardiac Stimulation	0
Failure To Capture	8
Failure To Sense	2
Impedance Abnormal	0
Insulation Breach	1
Lead Dislodgement	35
Oversensing	2
Unspecified	2

USA Returned Product Analysis

Conductor Fracture	8
Crimp Weld Bond	0
Insulation Breach	23
Other	1



Graph Name

■ Cumulative Survival Probability Graph ■ Lower 95 Pct Confidence Graph ■ Upper 95 Pct Confidence Graph

Years	1	2	3	4	5	6	7	8	9	at 114 mo
%	97.6%	97.6%	97.6%	97.6%	96.8%	96.8%	96.8%	95.7%	95.7%	95.7%
#	222	185	157	143	117	101	82	73	62	54

PACING LEAD

5033

Distribution Data

US Market Release	2/9/1996
CE Approval Date	
Registered US Implants	2,344
Estimated Active US	357
Product Characteristics	
Fixation Type	Tines
Lead Function	Pacing/Sensing
Steroid Indicator	Yes
Lead Placement	Transvenous
Lead Tip Location	Right Ventricle
Pace/Sense Polarity	Unipolar

Product Surveillance Registry Results

Number of Leads Enrolled in Study	1,900
Cumulative Months of Follow-Up	77,348
Number of Leads Active in Study	26

Product Surveillance Registry Qualifying Complications

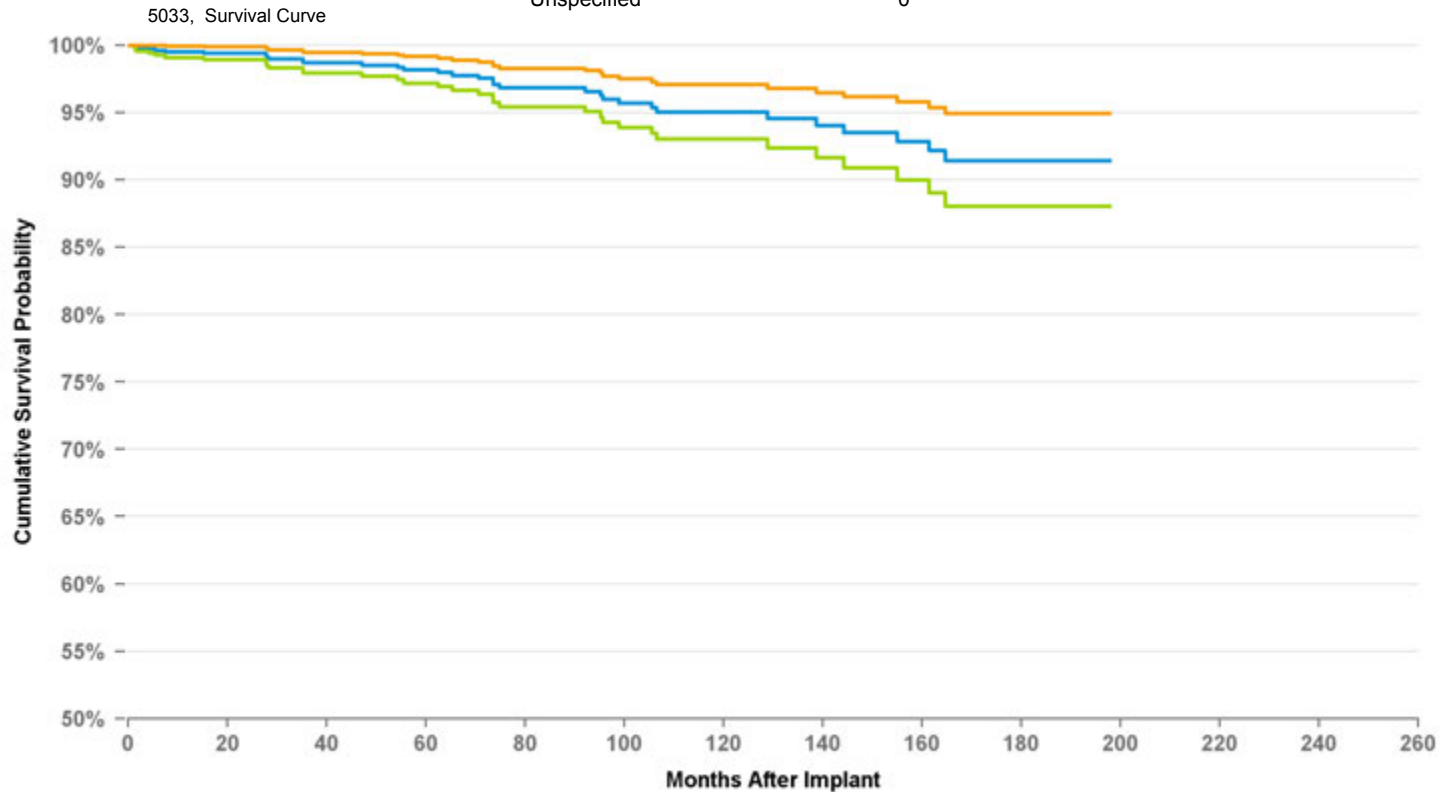
	32
Cardiac Perforation	1
Conductor Fracture	8
Electrical Abandonment	0
Extracardiac Stimulation	0
Failure To Capture	16
Failure To Sense	0
Impedance Abnormal	4
Insulation Breach (ESC)	0
Insulation Breach (MIO)	0
Insulation Breach (not further defined)	1
Lead Dislodgement	2
Medical Judgment	0
Other Complication	0
Oversensing	0
Unspecified	0

US Acute Lead Observations

Cardiac Perforation	0
Conductor Fracture	0
Extracardiac Stimulation	0
Failure To Capture	0
Failure To Sense	0
Impedance Abnormal	0
Insulation Breach	0
Lead Dislodgement	0
Oversensing	0
Unspecified	1

USA Returned Product Analysis

Conductor Fracture	1
Crimp Weld Bond	0
Insulation Breach	0
Other	3



Graph Name

■ Cumulative Survival Probability Graph
 ■ Lower 95 Pct Confidence Graph
 ■ Upper 95 Pct Confidence Graph

Years	1	2	3	4	5	6	7	8	9	10	11	12	13	14	15	16	at 198 mo
%	99.5%	99.4%	98.7%	98.5%	98.2%	97.5%	96.9%	96.0%	95.0%	95.0%	94.6%	94.0%	92.9%	91.4%	91.4%	91.4%	91.4%
#	901	761	671	583	509	435	378	324	273	234	196	168	145	118	100	69	53

PACING LEAD

5034

ATRIAL PLACEMENT

Distribution Data

US Market Release	2/9/1996
CE Approval Date	
Registered US Implants	55,384
Estimated Active US	9,237
Product Characteristics	
Fixation Type	Tines
Lead Function	Pacing/Sensing
Steroid Indicator	Yes
Lead Placement	Transvenous
Lead Tip Location	Right Ventricle
Pace/Sense Polarity	Bipolar

Product Surveillance Registry Results

Number of Leads Enrolled in Study	385
Cumulative Months of Follow-Up	47,487
Number of Leads Active in Study	76

Product Surveillance Registry Qualifying Complications

Cardiac Perforation	0
Conductor Fracture	1
Electrical Abandonment	0
Extracardiac Stimulation	0
Failure To Capture	2
Failure To Sense	1
Impedance Abnormal	1
Insulation Breach (ESC)	0
Insulation Breach (MIO)	0
Insulation Breach (not further defined)	0
Lead Dislodgement	0
Medical Judgment	0
Other Complication	1
Oversensing	0
Unspecified	0

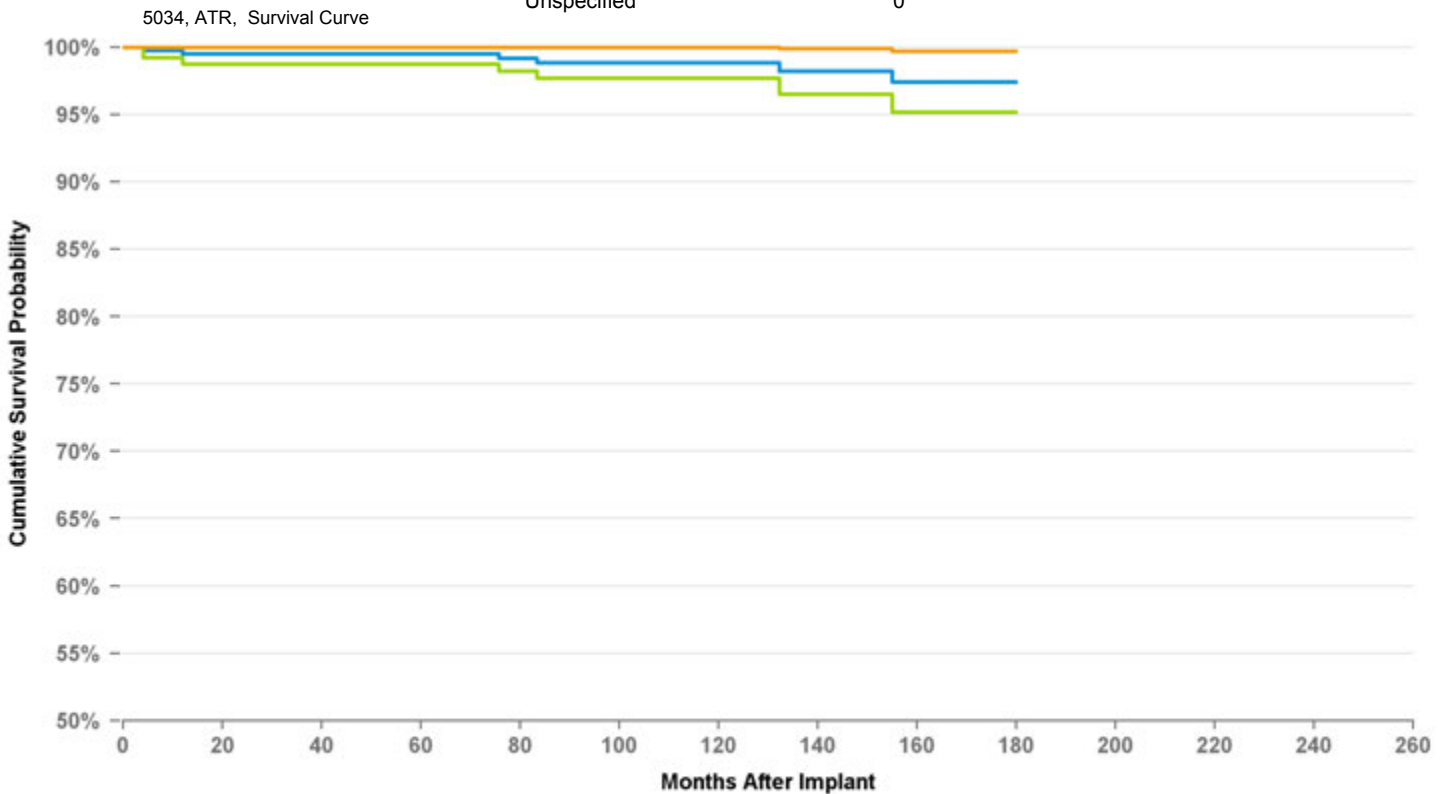
6

US Acute Lead Observations

Cardiac Perforation	2
Conductor Fracture	2
Extracardiac Stimulation	0
Failure To Capture	28
Failure To Sense	3
Impedance Abnormal	0
Insulation Breach	3
Lead Dislodgement	14
Oversensing	0
Unspecified	12

USA Returned Product Analysis

Conductor Fracture	20
Crimp Weld Bond	0
Insulation Breach	15
Other	7



Graph Name

■ Cumulative Survival Probability Graph ■ Lower 95 Pct Confidence Graph ■ Upper 95 Pct Confidence Graph

Years	1	2	3	4	5	6	7	8	9	10	11	12	13	14	at 180 mo
%	99.5%	99.5%	99.5%	99.5%	99.5%	99.5%	98.8%	98.8%	98.8%	98.8%	98.8%	98.2%	97.4%	97.4%	97.4%
#	382	381	378	375	357	333	296	252	211	186	155	137	122	96	60

PACING LEAD

5034

VENTRICULAR PLACEMENT

Distribution Data

US Market Release	2/9/1996
CE Approval Date	
Registered US Implants	55,384
Estimated Active US	9,237
Product Characteristics	
Fixation Type	Tines
Lead Function	Pacing/Sensing
Steroid Indicator	Yes
Lead Placement	Transvenous
Lead Tip Location	Right Ventricle
Pace/Sense Polarity	Bipolar

Product Surveillance Registry Results

Number of Leads Enrolled in Study	1,213
Cumulative Months of Follow-Up	28,187
Number of Leads Active in Study	8

Product Surveillance Registry Qualifying Complications

Cardiac Perforation	0
Conductor Fracture	1
Electrical Abandonment	0
Extracardiac Stimulation	0
Failure To Capture	7
Failure To Sense	2
Impedance Abnormal	0
Insulation Breach (ESC)	0
Insulation Breach (MIO)	0
Insulation Breach (not further defined)	0
Lead Dislodgement	1
Medical Judgment	0
Other Complication	0
Oversensing	0
Unspecified	0

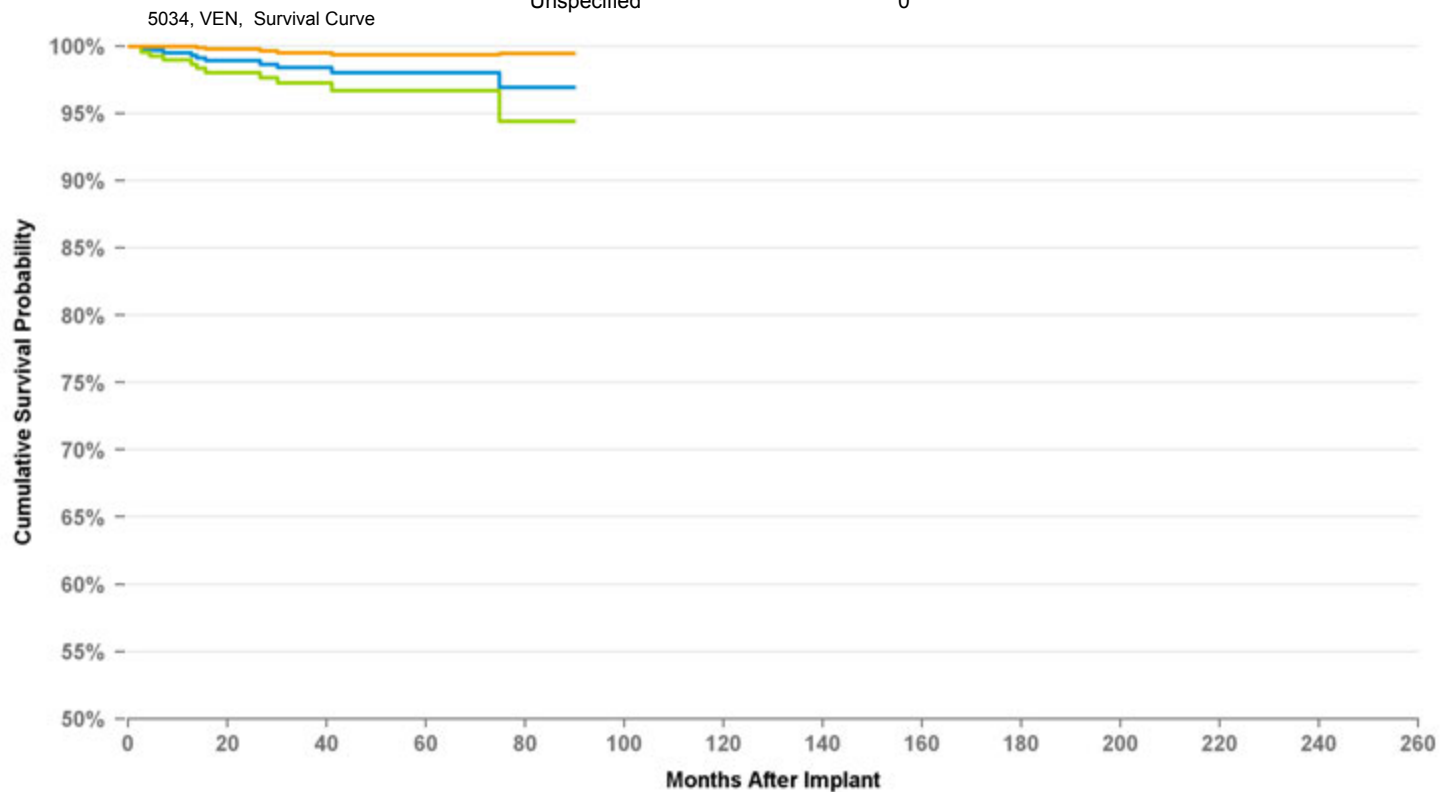
11

US Acute Lead Observations

Cardiac Perforation	2
Conductor Fracture	2
Extracardiac Stimulation	0
Failure To Capture	28
Failure To Sense	3
Impedance Abnormal	0
Insulation Breach	3
Lead Dislodgement	14
Oversensing	0
Unspecified	12

USA Returned Product Analysis

Conductor Fracture	20
Crimp Weld Bond	0
Insulation Breach	15
Other	7



Graph Name

■ Cumulative Survival Probability Graph ■ Lower 95 Pct Confidence Graph ■ Upper 95 Pct Confidence Graph

Years	1	2	3	4	5	6	7	at 90 mo
%	99.5%	98.9%	98.4%	98.0%	98.0%	98.0%	96.9%	96.9%
#	517	415	307	221	155	96	61	57

PACING LEAD

5054

ATRIAL PLACEMENT

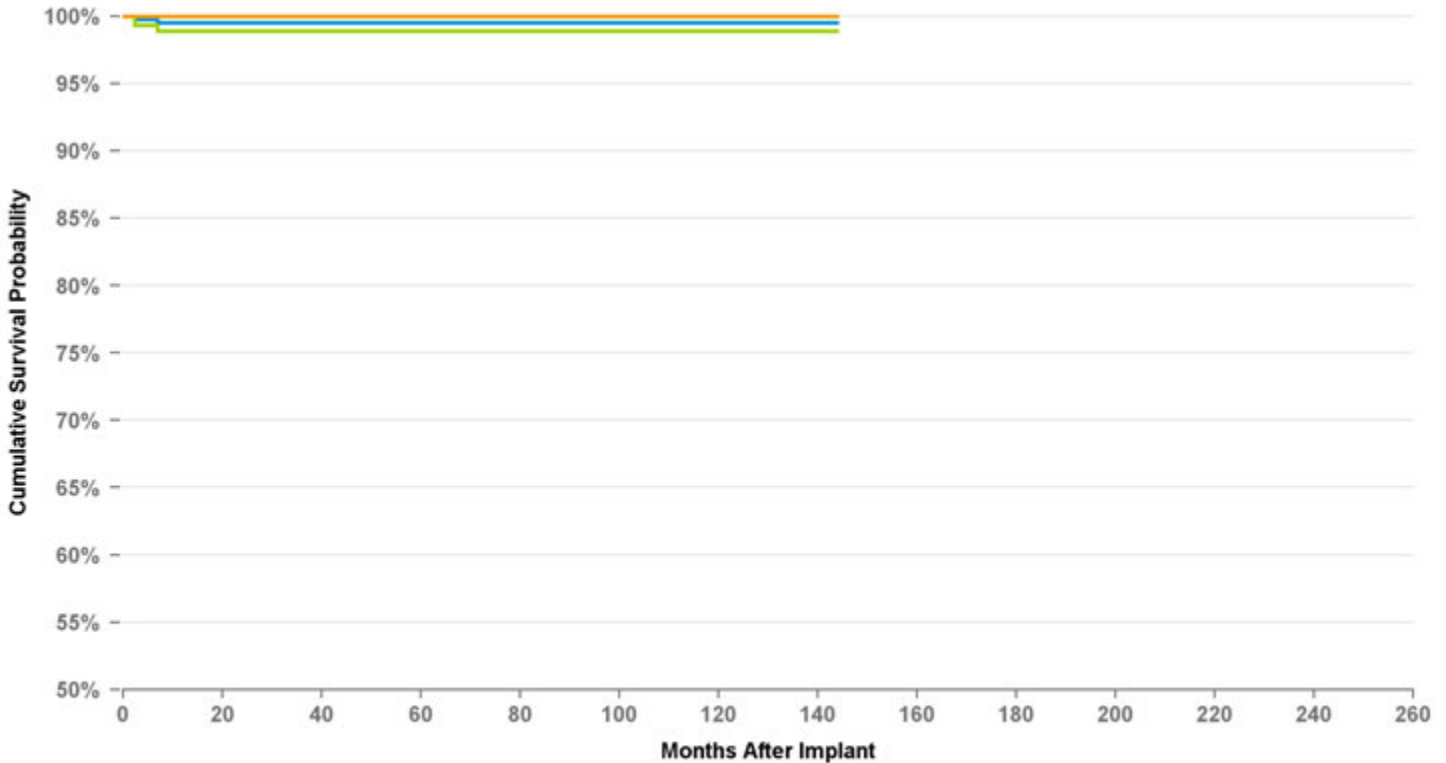
Distribution Data

US Market Release	6/3/1998
CE Approval Date	6/5/1997
Registered US Implants	99,097
Estimated Active US	35,024
Product Characteristics	
Fixation Type	Tines
Lead Function	Pacing/Sensing
Steroid Indicator	Yes
Lead Placement	Transvenous
Lead Tip Location	Right Ventricle
Pace/Sense Polarity	Bipolar

Product Surveillance Registry Results

Number of Leads Enrolled in Study	426
Cumulative Months of Follow-Up	37,077
Number of Leads Active in Study	86

5054, ATR, Survival Curve



Graph Name

■ Cumulative Survival Probability Graph ■ Lower 95 Pct Confidence Graph ■ Upper 95 Pct Confidence Graph

Years	1	2	3	4	5	6	7	8	9	10	11	at 144 mo
%	99.5%	99.5%	99.5%	99.5%	99.5%	99.5%	99.5%	99.5%	99.5%	99.5%	99.5%	99.5%
#	412	392	358	322	289	252	219	185	152	119	90	63

Product Surveillance Registry Qualifying Complications

Cardiac Perforation	0
Conductor Fracture	0
Electrical Abandonment	0
Extracardiac Stimulation	0
Failure To Capture	1
Failure To Sense	0
Impedance Abnormal	0
Insulation Breach (ESC)	0
Insulation Breach (MIO)	0
Insulation Breach (not further defined)	0
Lead Dislodgement	1
Medical Judgment	0
Other Complication	0
Oversensing	0
Unspecified	0

2

US Acute Lead Observations

Cardiac Perforation	2
Conductor Fracture	1
Extracardiac Stimulation	0
Failure To Capture	23
Failure To Sense	0
Impedance Abnormal	4
Insulation Breach	1
Lead Dislodgement	29
Oversensing	0
Unspecified	9

USA Returned Product Analysis

Conductor Fracture	13
Crimp Weld Bond	1
Insulation Breach	35
Other	3

PACING LEAD

5054

VENTRICULAR PLACEMENT

Distribution Data

US Market Release	6/3/1998
CE Approval Date	6/5/1997
Registered US Implants	99,097
Estimated Active US	35,024

Product Characteristics

Fixation Type	Tines
Lead Function	Pacing/Sensing
Steroid Indicator	Yes
Lead Placement	Transvenous
Lead Tip Location	Right Ventricle
Pace/Sense Polarity	Bipolar

Product Surveillance Registry Results

Number of Leads Enrolled in Study	983
Cumulative Months of Follow-Up	32,248
Number of Leads Active in Study	52

Product Surveillance Registry Qualifying Complications

Cardiac Perforation	0
Conductor Fracture	0
Electrical Abandonment	0
Extracardiac Stimulation	0
Failure To Capture	6
Failure To Sense	2
Impedance Abnormal	1
Insulation Breach (ESC)	0
Insulation Breach (MIO)	0
Insulation Breach (not further defined)	0
Lead Dislodgement	1
Medical Judgment	0
Other Complication	0
Oversensing	0
Unspecified	0

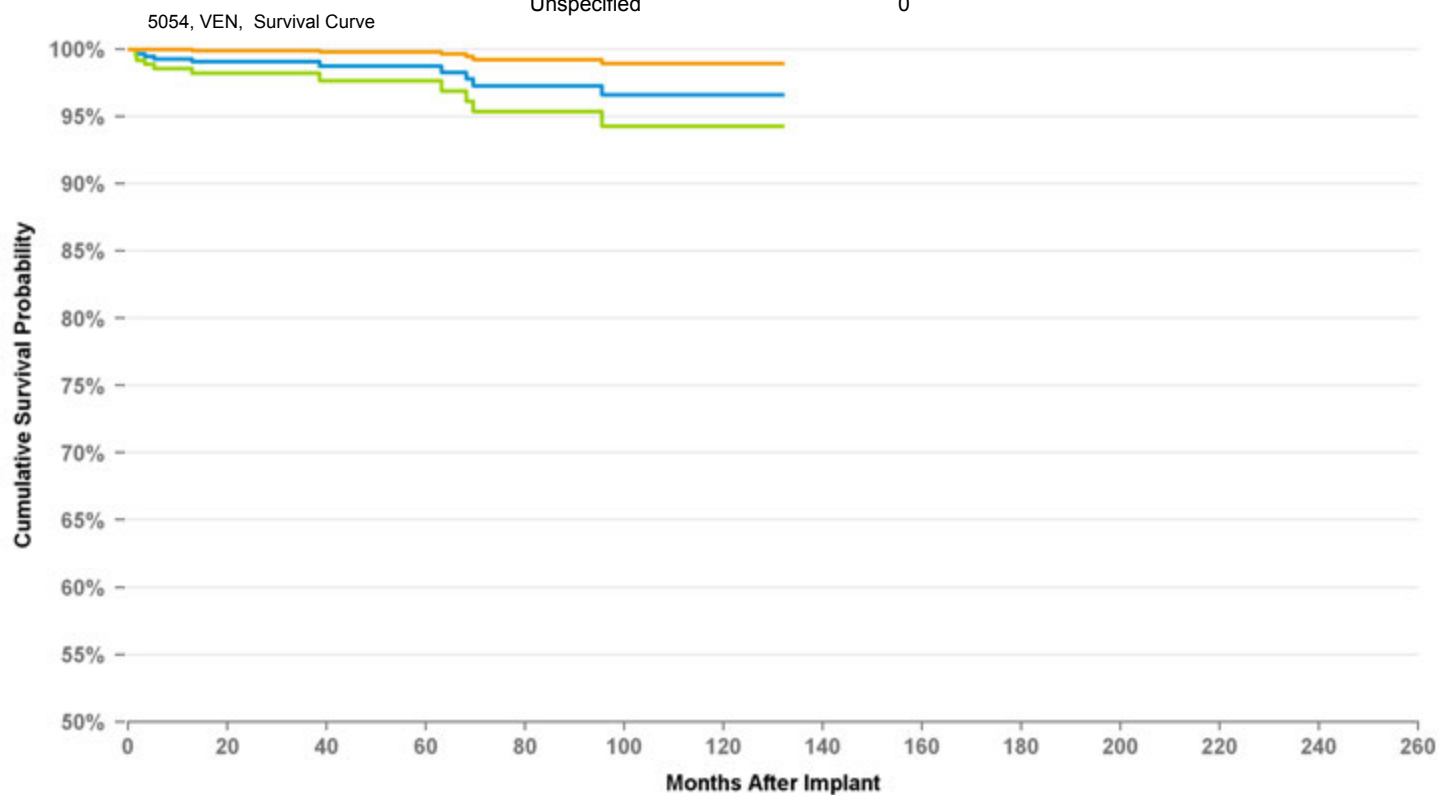
10

US Acute Lead Observations

Cardiac Perforation	2
Conductor Fracture	1
Extracardiac Stimulation	0
Failure To Capture	23
Failure To Sense	0
Impedance Abnormal	4
Insulation Breach	1
Lead Dislodgement	29
Oversensing	0
Unspecified	9

USA Returned Product Analysis

Conductor Fracture	13
Crimp Weld Bond	1
Insulation Breach	35
Other	3



Graph Name

■ Cumulative Survival Probability Graph ■ Lower 95 Pct Confidence Graph ■ Upper 95 Pct Confidence Graph

Years	1	2	3	4	5	6	7	8	9	10	at 132 mo
%	99.3%	99.1%	99.1%	98.7%	98.7%	97.3%	97.3%	96.6%	96.6%	96.6%	96.6%
#	480	391	302	260	225	187	161	136	97	71	53

PACING LEAD

5068

ATRIAL PLACEMENT

Distribution Data

US Market Release	1/2/1997
CE Approval Date	
Registered US Implants	102,367
Estimated Active US	21,612

Product Characteristics

Fixation Type	Active Screw-in
Lead Function	Pacing/Sensing
Steroid Indicator	Yes
Lead Placement	Transvenous
Lead Tip Location	Atrium or Right Ventricle
Pace/Sense Polarity	Bipolar

Product Surveillance Registry Results

Number of Leads Enrolled in Study	985
Cumulative Months of Follow-Up	27,345
Number of Leads Active in Study	31

Product Surveillance Registry Qualifying Complications

Cardiac Perforation	0
Conductor Fracture	0
Electrical Abandonment	0
Extracardiac Stimulation	0
Failure To Capture	3
Failure To Sense	0
Impedance Abnormal	1
Insulation Breach (ESC)	0
Insulation Breach (MIO)	0
Insulation Breach (not further defined)	1
Lead Dislodgement	2
Medical Judgment	0
Other Complication	0
Oversensing	1
Unspecified	0

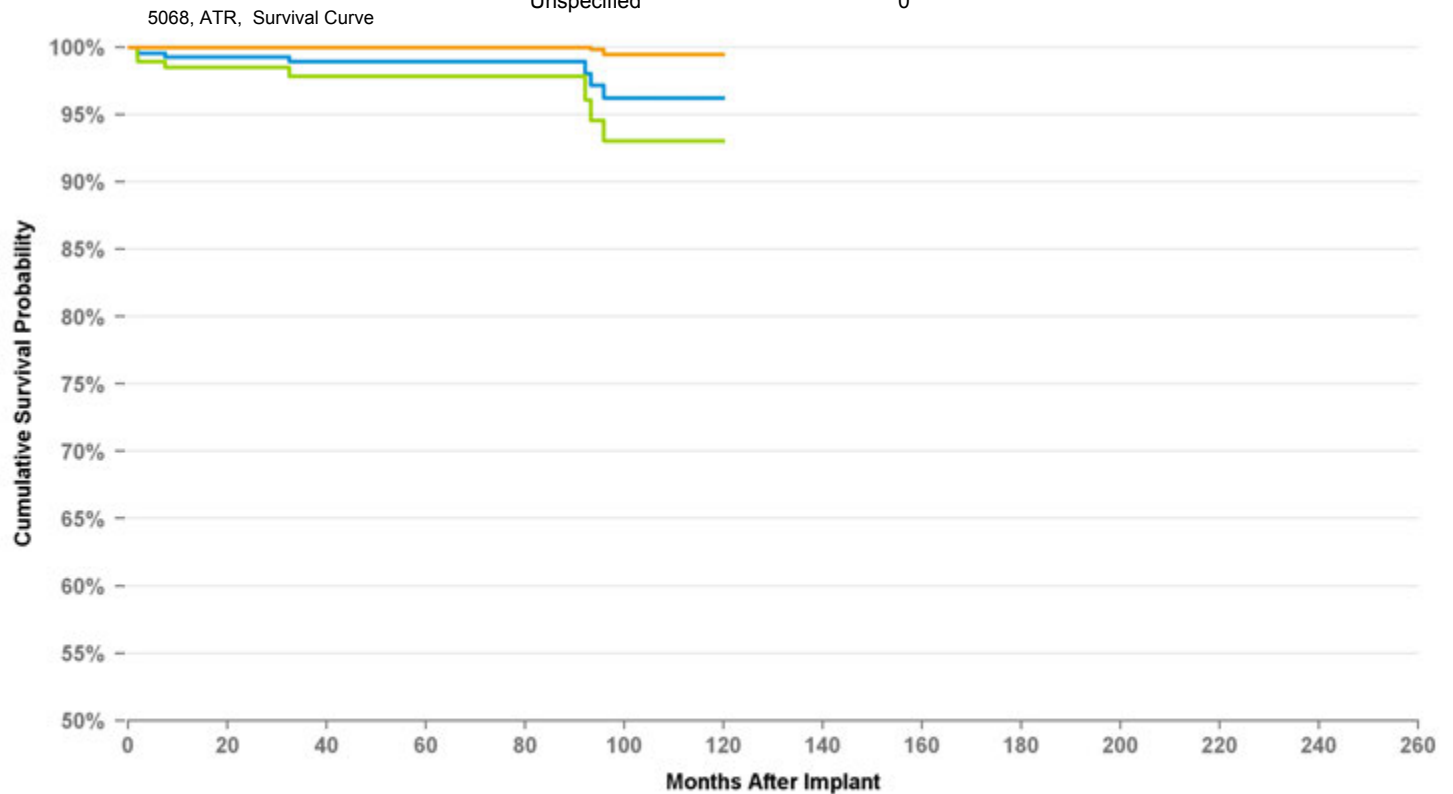
8

US Acute Lead Observations

Cardiac Perforation	18
Conductor Fracture	4
Extracardiac Stimulation	0
Failure To Capture	31
Failure To Sense	5
Impedance Abnormal	1
Insulation Breach	1
Lead Dislodgement	20
Oversensing	1
Unspecified	7

USA Returned Product Analysis

Conductor Fracture	46
Crimp Weld Bond	2
Insulation Breach	59
Other	82



Graph Name

■ Cumulative Survival Probability Graph ■ Lower 95 Pct Confidence Graph ■ Upper 95 Pct Confidence Graph

Years	1	2	3	4	5	6	7	8	9	at 120 mo
%	99.3%	99.3%	98.9%	98.9%	98.9%	98.9%	98.9%	96.2%	96.2%	96.2%
#	362	313	261	227	194	156	128	99	66	56

PACING LEAD

5068

VENTRICULAR PLACEMENT

Distribution Data

US Market Release	1/2/1997
CE Approval Date	
Registered US Implants	102,367
Estimated Active US	21,612

Product Characteristics

Fixation Type	Active Screw-in
Lead Function	Pacing/Sensing
Steroid Indicator	Yes
Lead Placement	Transvenous
Lead Tip Location	Atrium or Right Ventricle
Pace/Sense Polarity	Bipolar

Product Surveillance Registry Results

Number of Leads Enrolled in Study	1,372
Cumulative Months of Follow-Up	32,843
Number of Leads Active in Study	43

Product Surveillance Registry Qualifying Complications

Cardiac Perforation	0
Conductor Fracture	1
Electrical Abandonment	0
Extracardiac Stimulation	1
Failure To Capture	2
Failure To Sense	0
Impedance Abnormal	1
Insulation Breach (ESC)	0
Insulation Breach (MIO)	0
Insulation Breach (not further defined)	2
Lead Dislodgement	1
Medical Judgment	0
Other Complication	0
Oversensing	1
Unspecified	0

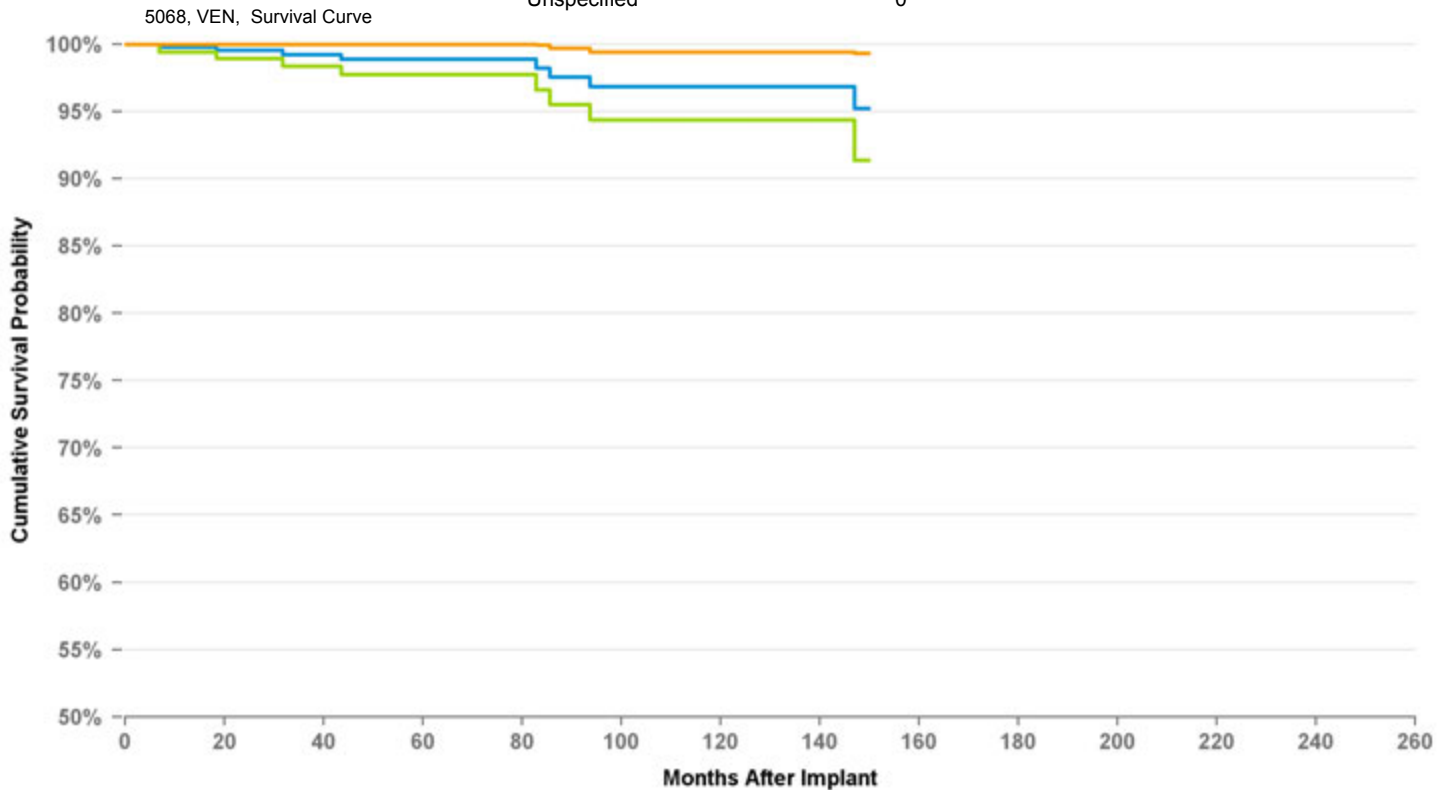
9

US Acute Lead Observations

Cardiac Perforation	18
Conductor Fracture	4
Extracardiac Stimulation	0
Failure To Capture	31
Failure To Sense	5
Impedance Abnormal	1
Insulation Breach	1
Lead Dislodgement	20
Oversensing	1
Unspecified	7

USA Returned Product Analysis

Conductor Fracture	46
Crimp Weld Bond	2
Insulation Breach	59
Other	82



Graph Name

■ Cumulative Survival Probability Graph ■ Lower 95 Pct Confidence Graph ■ Upper 95 Pct Confidence Graph

Years	1	2	3	4	5	6	7	8	9	10	11	12	at 150 mo
%	99.8%	99.6%	99.2%	98.9%	98.9%	98.9%	98.2%	96.8%	96.8%	96.8%	96.8%	96.8%	95.2%
#	453	360	291	246	221	187	150	125	104	88	72	60	58

PACING LEAD

5072

Distribution Data

US Market Release	6/5/1998
CE Approval Date	9/25/1997
Registered US Implants	10,054
Estimated Active US	3,256

Product Characteristics

Fixation Type	Fixed Screw
Lead Function	Pacing/Sensing
Steroid Indicator	Yes
Lead Placement	Transvenous
Lead Tip Location	Atrium or Right Ventricle
Pace/Sense Polarity	Bipolar

Product Surveillance Registry Results

Number of Leads Enrolled in Study	514
Cumulative Months of Follow-Up	23,013
Number of Leads Active in Study	13

Product Surveillance Registry Qualifying Complications

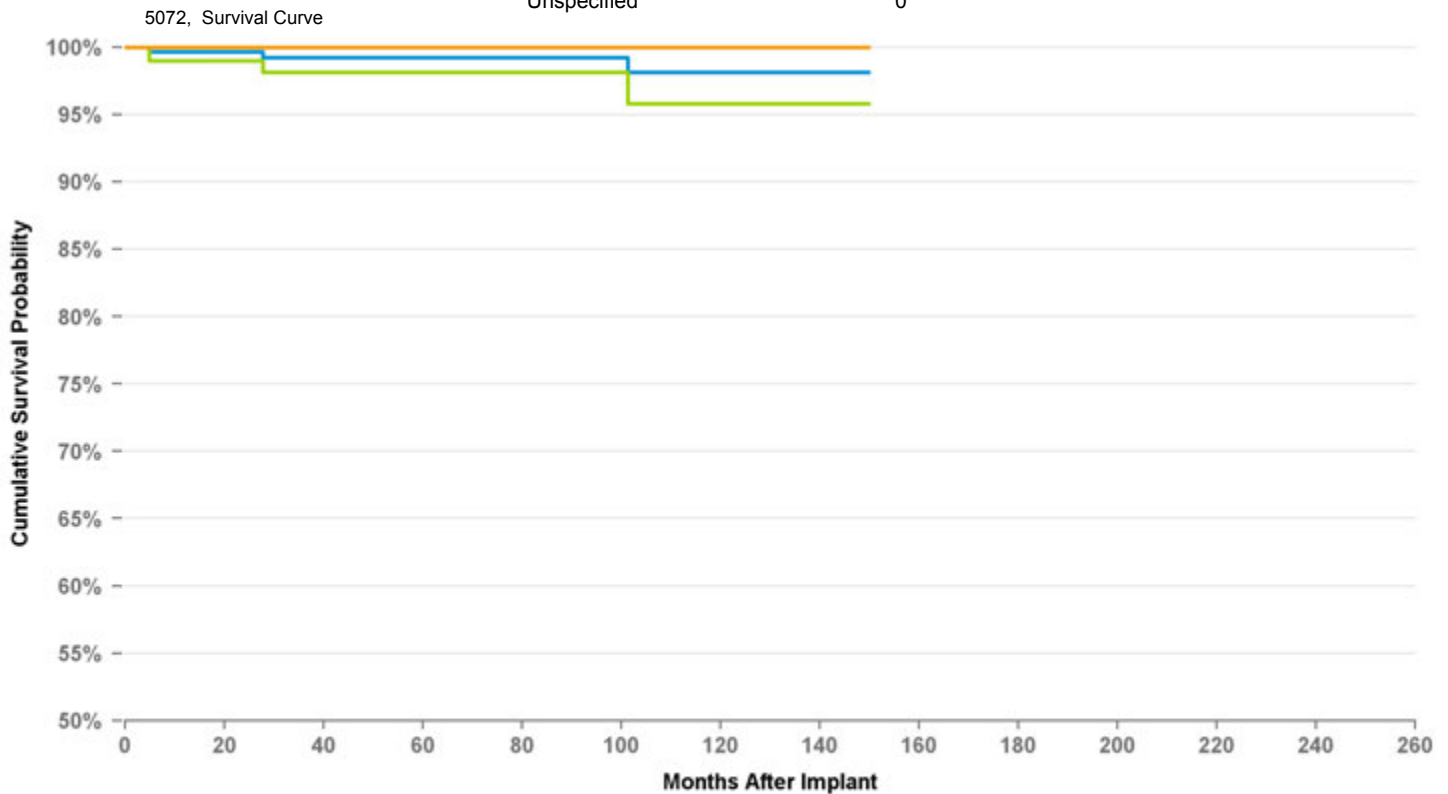
Cardiac Perforation	1
Conductor Fracture	0
Electrical Abandonment	0
Extracardiac Stimulation	0
Failure To Capture	1
Failure To Sense	1
Impedance Abnormal	0
Insulation Breach (ESC)	0
Insulation Breach (MIO)	0
Insulation Breach (not further defined)	0
Lead Dislodgement	0
Medical Judgment	0
Other Complication	0
Oversensing	0
Unspecified	0

US Acute Lead Observations

Cardiac Perforation	0
Conductor Fracture	0
Extracardiac Stimulation	0
Failure To Capture	2
Failure To Sense	0
Impedance Abnormal	0
Insulation Breach	0
Lead Dislodgement	2
Oversensing	0
Unspecified	0

USA Returned Product Analysis

Conductor Fracture	3
Crimp Weld Bond	0
Insulation Breach	9
Other	0



Graph Name

■ Cumulative Survival Probability Graph
 ■ Lower 95 Pct Confidence Graph
 ■ Upper 95 Pct Confidence Graph

Years	1	2	3	4	5	6	7	8	9	10	11	12	at 150 mo
%	99.7%	99.7%	99.2%	99.2%	99.2%	99.2%	99.2%	99.2%	98.1%	98.1%	98.1%	98.1%	98.1%
#	262	233	217	191	157	136	109	92	81	72	63	54	52

PACING LEAD

5076

ATRIAL PLACEMENT

Distribution Data

US Market Release	8/31/2000
CE Approval Date	8/12/1999
Registered US Implants	1,967,990
Estimated Active US	1,211,004

Product Characteristics

Fixation Type	Active Screw-in
Lead Function	Pacing/Sensing
Steroid Indicator	Yes
Lead Placement	Transvenous
Lead Tip Location	Atrium or Right Ventricle
Pace/Sense Polarity	Bipolar

Product Surveillance Registry Results

Number of Leads Enrolled in Study	6,204
Cumulative Months of Follow-Up	231,942
Number of Leads Active in Study	3,233

Product Surveillance Registry Qualifying Complications

Cardiac Perforation	2
Conductor Fracture	7
Electrical Abandonment	0
Extracardiac Stimulation	2
Failure To Capture	7
Failure To Sense	2
Impedance Abnormal	4
Insulation Breach (ESC)	0
Insulation Breach (MIO)	0
Insulation Breach (not further defined)	1
Lead Dislodgement	9
Medical Judgment	0
Other Complication	2
Oversensing	1
Unspecified	0

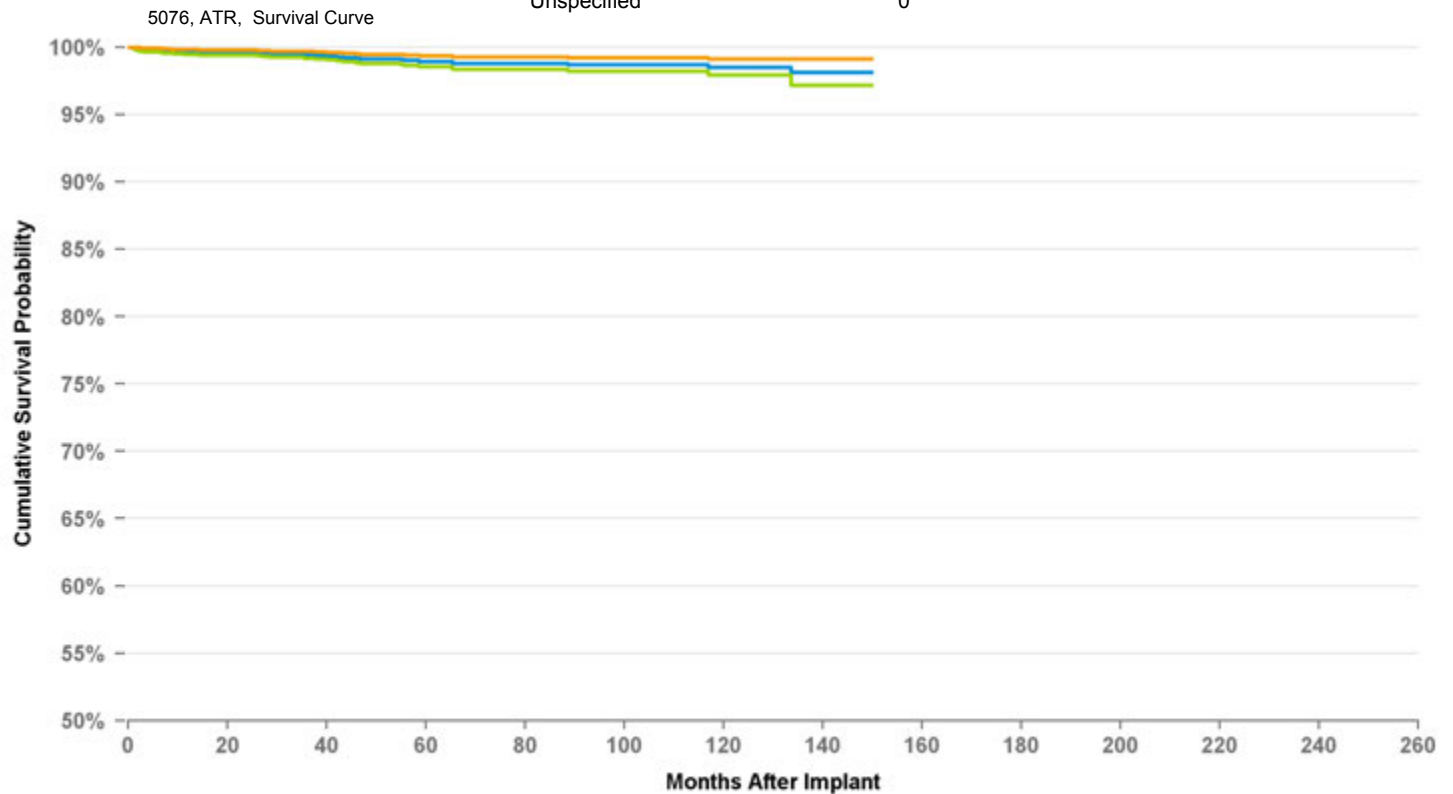
37

US Acute Lead Observations

Cardiac Perforation	459
Conductor Fracture	17
Extracardiac Stimulation	34
Failure To Capture	509
Failure To Sense	102
Impedance Abnormal	35
Insulation Breach	8
Lead Dislodgement	1,388
Oversensing	93
Unspecified	31

USA Returned Product Analysis

Conductor Fracture	664
Crimp Weld Bond	0
Insulation Breach	664
Other	204



Graph Name

■ Cumulative Survival Probability Graph ■ Lower 95 Pct Confidence Graph ■ Upper 95 Pct Confidence Graph

Years	1	2	3	4	5	6	7	8	9	10	11	12	at 150 mo
%	99.6%	99.6%	99.4%	99.1%	98.9%	98.8%	98.8%	98.7%	98.7%	98.5%	98.5%	98.1%	98.1%
#	4,251	3,232	2,318	1,817	1,402	1,050	853	689	499	330	191	109	70

PACING LEAD

5076

VENTRICULAR PLACEMENT

Distribution Data

US Market Release	8/31/2000
CE Approval Date	8/12/1999
Registered US Implants	1,967,990
Estimated Active US	1,211,004

Product Characteristics

Fixation Type	Active Screw-in
Lead Function	Pacing/Sensing
Steroid Indicator	Yes
Lead Placement	Transvenous
Lead Tip Location	Atrium or Right Ventricle
Pace/Sense Polarity	Bipolar

Product Surveillance Registry Results

Number of Leads Enrolled in Study	2,264
Cumulative Months of Follow-Up	86,983
Number of Leads Active in Study	705

Product Surveillance Registry Qualifying Complications

Cardiac Perforation	1
Conductor Fracture	4
Electrical Abandonment	0
Extracardiac Stimulation	0
Failure To Capture	9
Failure To Sense	1
Impedance Abnormal	4
Insulation Breach (ESC)	0
Insulation Breach (MIO)	0
Insulation Breach (not further defined)	0
Lead Dislodgement	3
Medical Judgment	0
Other Complication	1
Oversensing	1
Unspecified	0

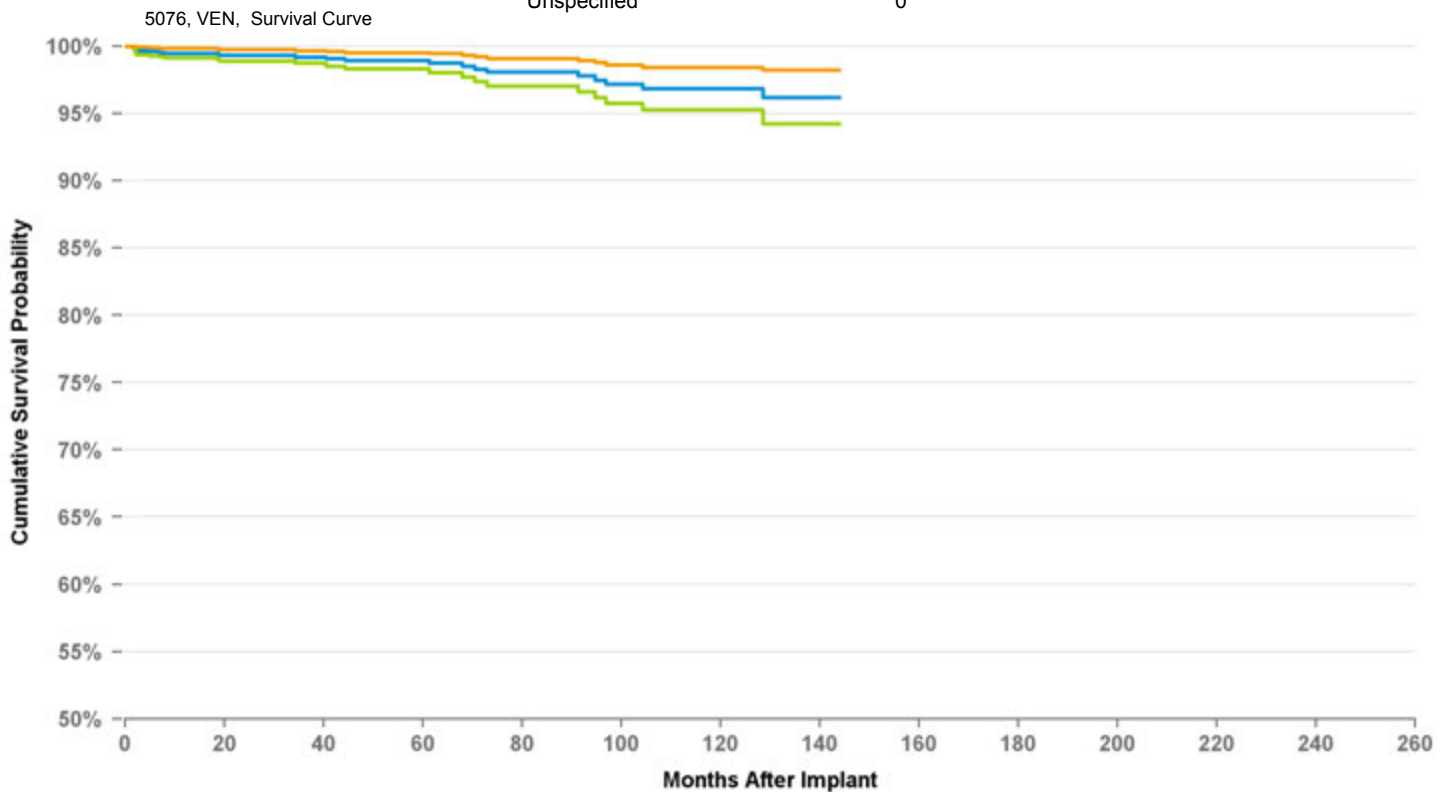
24

US Acute Lead Observations

Cardiac Perforation	459
Conductor Fracture	17
Extracardiac Stimulation	34
Failure To Capture	509
Failure To Sense	102
Impedance Abnormal	35
Insulation Breach	8
Lead Dislodgement	1,388
Oversensing	93
Unspecified	31

USA Returned Product Analysis

Conductor Fracture	664
Crimp Weld Bond	0
Insulation Breach	664
Other	204



Graph Name

■ Cumulative Survival Probability Graph ■ Lower 95 Pct Confidence Graph ■ Upper 95 Pct Confidence Graph

Years	1	2	3	4	5	6	7	8	9	10	11	at 144 mo
%	99.5%	99.3%	99.2%	98.9%	98.9%	98.3%	98.1%	97.5%	96.8%	96.8%	96.2%	96.2%
#	1,570	1,146	811	635	515	419	352	284	215	171	107	69

PACING LEAD

Distribution Data

US Market Release	2/8/2011
CE Approval Date	1/21/2009
Registered US Implants	208,110
Estimated Active US	189,279

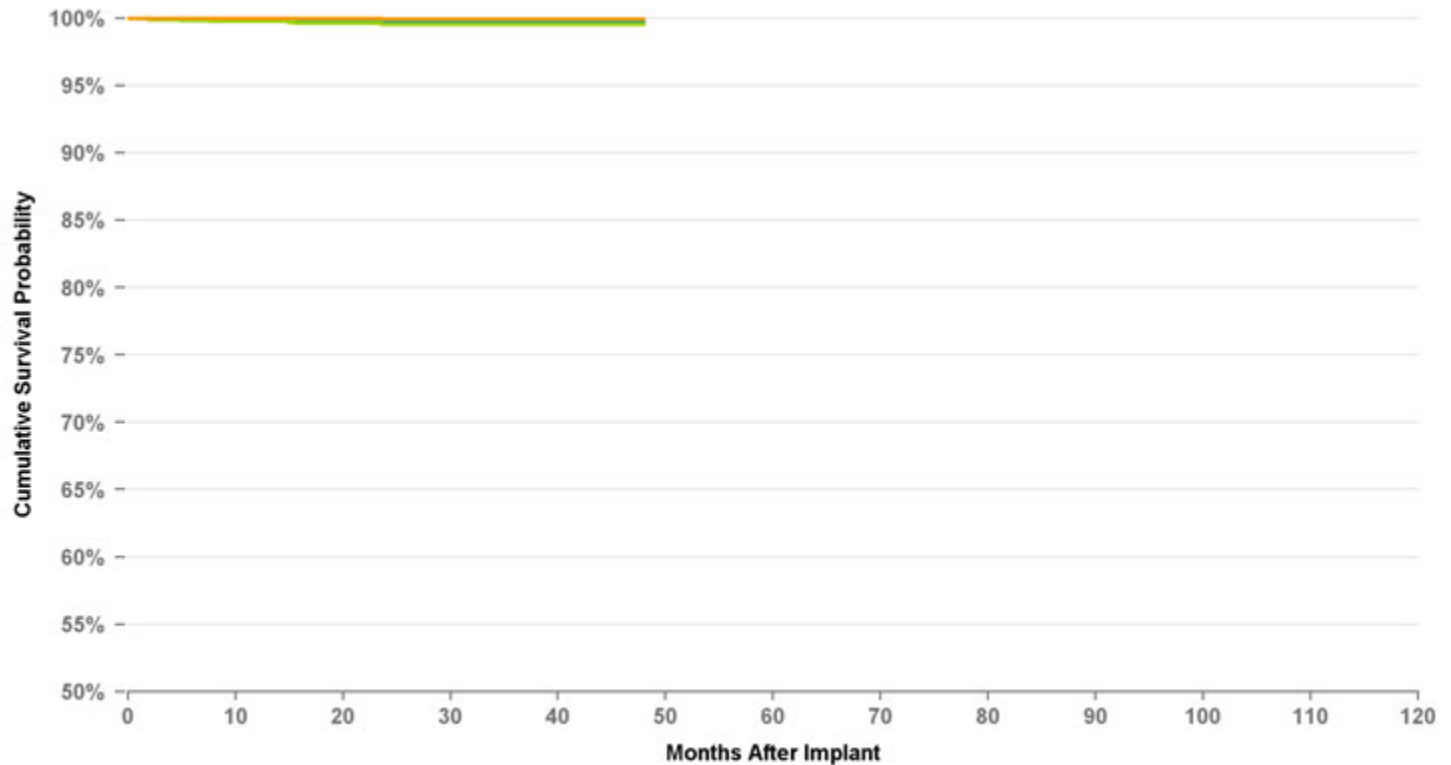
Product Characteristics

Fixation Type	Active Screw In
Lead Function	Pacing/Sensing
Steroid Indicator	Yes
Lead Placement	Transvenous
Lead Tip Location	Atrium or Right Ventricle
Pace/Sense Polarity	Bipolar

Product Surveillance Registry Results

Number of Leads Enrolled in Study	2,982
Cumulative Months of Follow-Up	85,145
Number of Leads Active in Study	2,012

5086MRI, ATR, Survival Curve



Graph Name

■ Cumulative Survival Probability Graph ■ Lower 95 Pct Confidence Graph ■ Upper 95 Pct Confidence Graph

Years	1	2	3	at 48 mo
%	99.9%	99.8%	99.8%	99.8%
#	2,556	1,934	1,067	101

5086MRI

Product Surveillance Registry Qualifying Complications

Cardiac Perforation	0
Conductor Fracture	0
Electrical Abandonment	0
Extracardiac Stimulation	0
Failure To Capture	1
Failure To Sense	0
Impedance Abnormal	0
Insulation Breach (ESC)	0
Insulation Breach (MIO)	0
Insulation Breach (not further defined)	0
Lead Dislodgement	5
Medical Judgment	0
Other Complication	0
Oversensing	0
Unspecified	0

ATRIAL PLACEMENT

US Acute Lead Observations

Cardiac Perforation	212
Conductor Fracture	2
Extracardiac Stimulation	17
Failure To Capture	140
Failure To Sense	28
Impedance Abnormal	9
Insulation Breach	1
Lead Dislodgement	307
Oversensing	30
Unspecified	0

USA Returned Product Analysis

Conductor Fracture	23
Crimp Weld Bond	0
Insulation Breach	53
Other	12

PACING LEAD

Distribution Data

US Market Release	2/8/2011
CE Approval Date	1/21/2009
Registered US Implants	208,110
Estimated Active US	189,279

Product Characteristics

Fixation Type	Active Screw In
Lead Function	Pacing/Sensing
Steroid Indicator	Yes
Lead Placement	Transvenous
Lead Tip Location	Atrium or Right Ventricle
Pace/Sense Polarity	Bipolar

Product Surveillance Registry Results

Number of Leads Enrolled in Study	2,964
Cumulative Months of Follow-Up	84,785
Number of Leads Active in Study	1,992

5086MRI

Product Surveillance Registry Qualifying Complications

Cardiac Perforation	0
Conductor Fracture	0
Electrical Abandonment	0
Extracardiac Stimulation	0
Failure To Capture	2
Failure To Sense	1
Impedance Abnormal	1
Insulation Breach (ESC)	0
Insulation Breach (MIO)	0
Insulation Breach (not further defined)	0
Lead Dislodgement	3
Medical Judgment	0
Other Complication	0
Oversensing	0
Unspecified	0

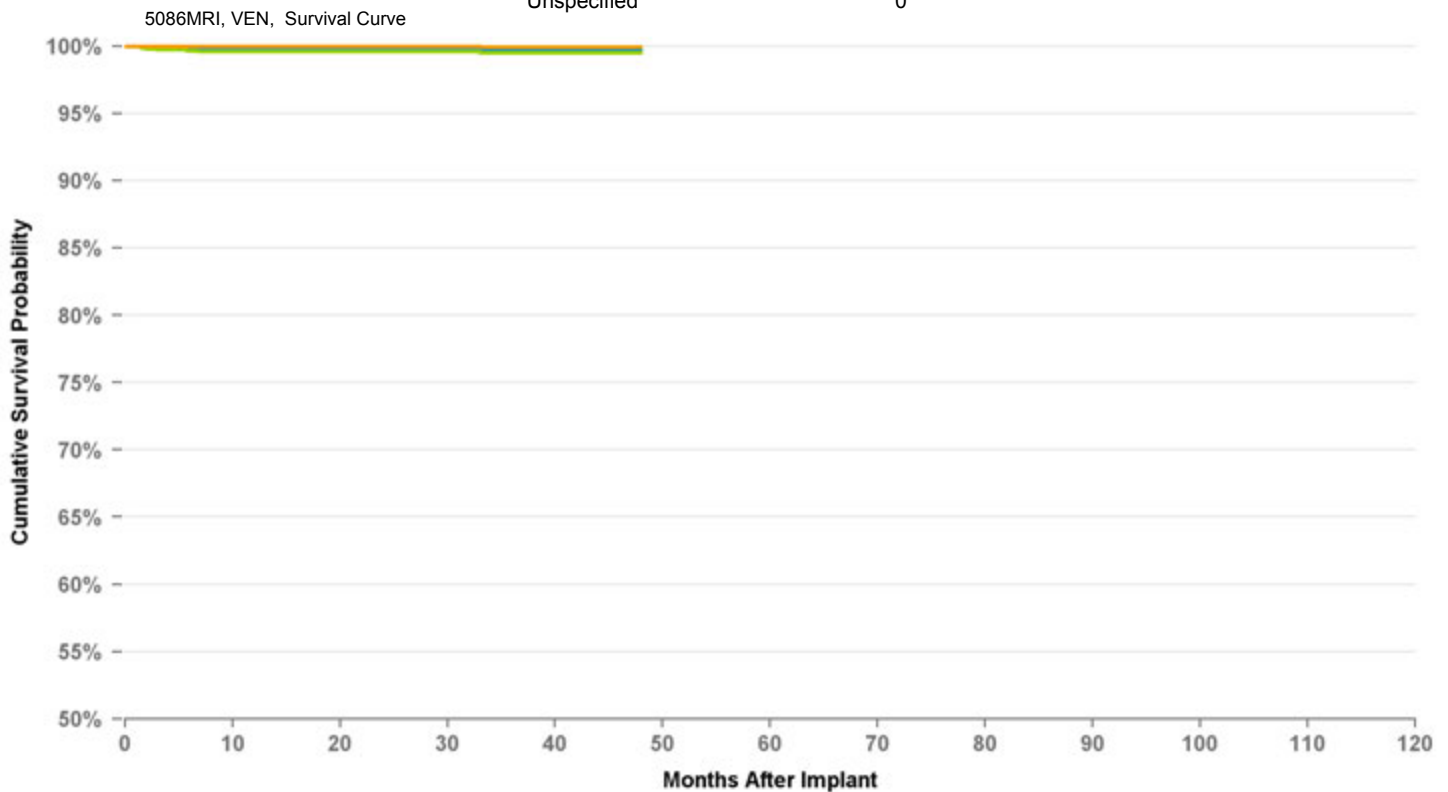
VENTRICULAR PLACEMENT

US Acute Lead Observations

Cardiac Perforation	212
Conductor Fracture	2
Extracardiac Stimulation	17
Failure To Capture	140
Failure To Sense	28
Impedance Abnormal	9
Insulation Breach	1
Lead Dislodgement	307
Oversensing	30
Unspecified	0

USA Returned Product Analysis

Conductor Fracture	23
Crimp Weld Bond	0
Insulation Breach	53
Other	12



Graph Name

■ Cumulative Survival Probability Graph ■ Lower 95 Pct Confidence Graph ■ Upper 95 Pct Confidence Graph

Years	1	2	3	at 48 mo
%	99.8%	99.8%	99.7%	99.7%
#	2,547	1,924	1,063	96

PACING LEAD

5092

Distribution Data

US Market Release	6/3/1998
CE Approval Date	9/25/1997
Registered US Implants	140,407
Estimated Active US	54,348

Product Characteristics

Fixation Type	Tines
Lead Function	Pacing/Sensing
Steroid Indicator	Yes
Lead Placement	Transvenous
Lead Tip Location	Right Ventricle
Pace/Sense Polarity	Bipolar

Product Surveillance Registry Results

Number of Leads Enrolled in Study	1,204
Cumulative Months of Follow-Up	50,481
Number of Leads Active in Study	105

Product Surveillance Registry Qualifying Complications

Cardiac Perforation	0
Conductor Fracture	0
Electrical Abandonment	0
Extracardiac Stimulation	1
Failure To Capture	3
Failure To Sense	0
Impedance Abnormal	1
Insulation Breach (ESC)	0
Insulation Breach (MIO)	0
Insulation Breach (not further defined)	0
Lead Dislodgement	5
Medical Judgment	0
Other Complication	0
Oversensing	0
Unspecified	0

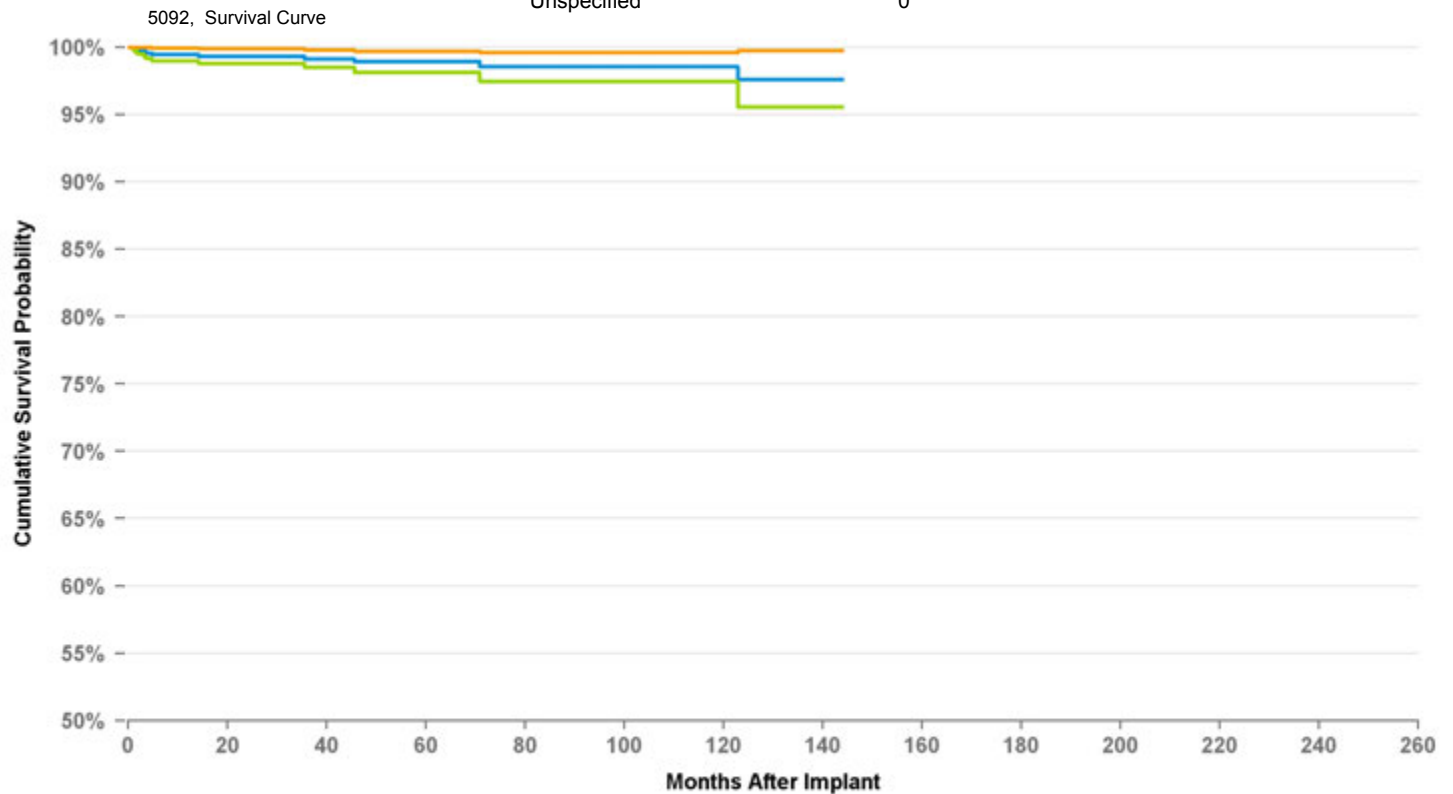
10

US Acute Lead Observations

Cardiac Perforation	7
Conductor Fracture	2
Extracardiac Stimulation	3
Failure To Capture	48
Failure To Sense	7
Impedance Abnormal	1
Insulation Breach	3
Lead Dislodgement	68
Oversensing	1
Unspecified	9

USA Returned Product Analysis

Conductor Fracture	19
Crimp Weld Bond	0
Insulation Breach	45
Other	3



Graph Name

■ Cumulative Survival Probability Graph ■ Lower 95 Pct Confidence Graph ■ Upper 95 Pct Confidence Graph

Years	1	2	3	4	5	6	7	8	9	10	11	at 144 mo
%	99.5%	99.3%	99.1%	98.9%	98.9%	98.5%	98.5%	98.5%	98.5%	98.5%	97.6%	97.6%
#	820	651	505	410	321	252	206	159	126	106	81	55

PACING LEAD

5534

Distribution Data

US Market Release	2/9/1996
CE Approval Date	
Registered US Implants	25,823
Estimated Active US	5,251
Product Characteristics	
Fixation Type	Tines
Lead Function	Pacing/Sensing
Steroid Indicator	Yes
Lead Placement	Transvenous
Lead Tip Location	Atrium - J
Pace/Sense Polarity	Bipolar

US Acute Lead Observations

Cardiac Perforation	0
Conductor Fracture	0
Extracardiac Stimulation	1
Failure To Capture	3
Failure To Sense	1
Impedance Abnormal	0
Insulation Breach	0
Lead Dislodgement	6
Oversensing	0
Unspecified	4

Product Surveillance Registry Qualifying Complications

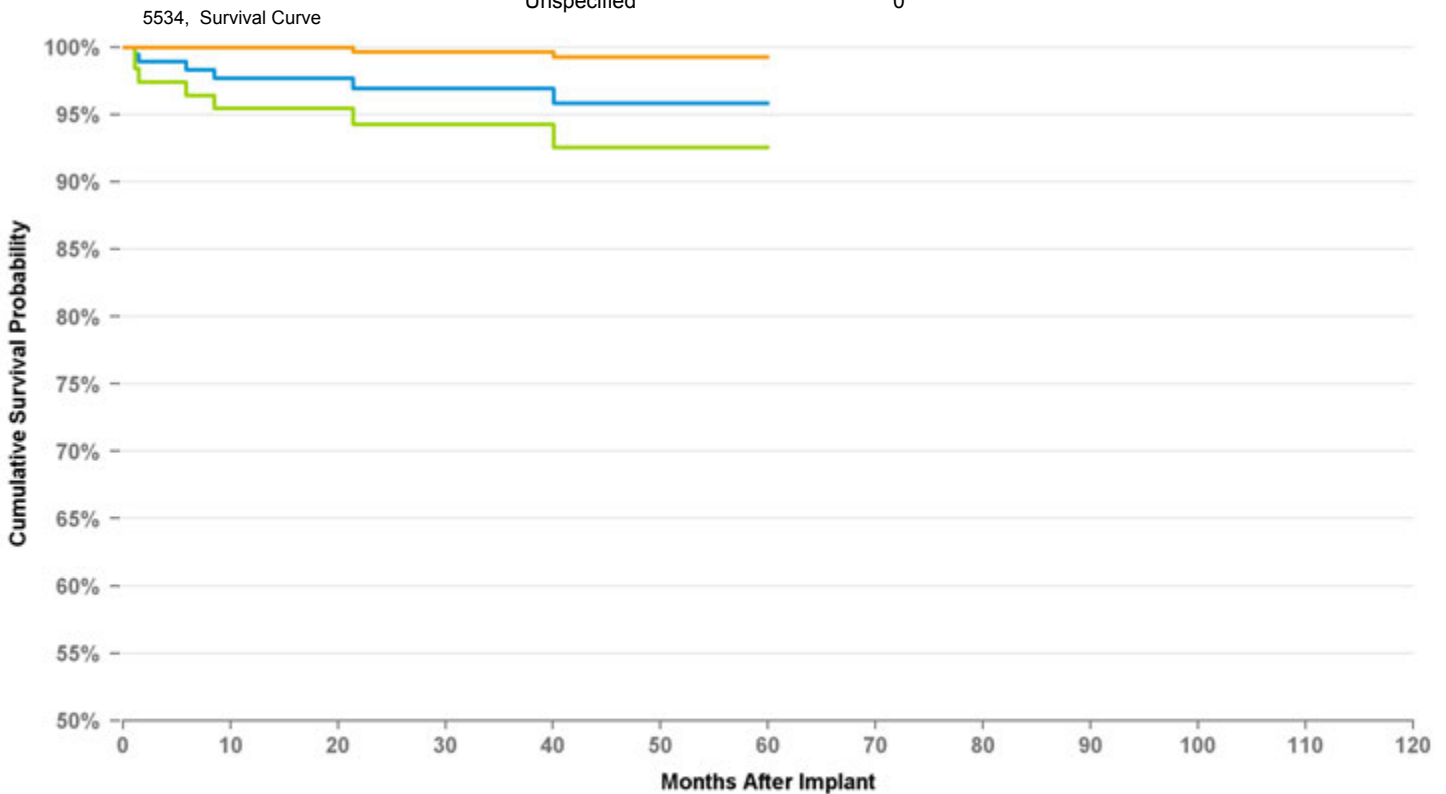
	6
Cardiac Perforation	0
Conductor Fracture	0
Electrical Abandonment	0
Extracardiac Stimulation	0
Failure To Capture	5
Failure To Sense	0
Impedance Abnormal	1
Insulation Breach (ESC)	0
Insulation Breach (MIO)	0
Insulation Breach (not further defined)	0
Lead Dislodgement	0
Medical Judgment	0
Other Complication	0
Oversensing	0
Unspecified	0

USA Returned Product Analysis

Conductor Fracture	8
Crimp Weld Bond	0
Insulation Breach	6
Other	4

Product Surveillance Registry Results

Number of Leads Enrolled in Study	269
Cumulative Months of Follow-Up	9,695
Number of Leads Active in Study	4



Graph Name

■ Cumulative Survival Probability Graph ■ Lower 95 Pct Confidence Graph ■ Upper 95 Pct Confidence Graph

Years	1	2	3	4	at 60 mo
%	97.7%	96.9%	96.9%	95.9%	95.9%
#	150	129	99	79	55

PACING LEAD

5554

Distribution Data

US Market Release	6/3/1998
CE Approval Date	6/5/1997
Registered US Implants	64,193
Estimated Active US	25,106

Product Characteristics

Fixation Type	Tines
Lead Function	Pacing/Sensing
Steroid Indicator	Yes
Lead Placement	Transvenous
Lead Tip Location	Atrium - J
Pace/Sense Polarity	Bipolar

Product Surveillance Registry Results

Number of Leads Enrolled in Study	358
Cumulative Months of Follow-Up	8,480
Number of Leads Active in Study	11

Product Surveillance Registry Qualifying Complications

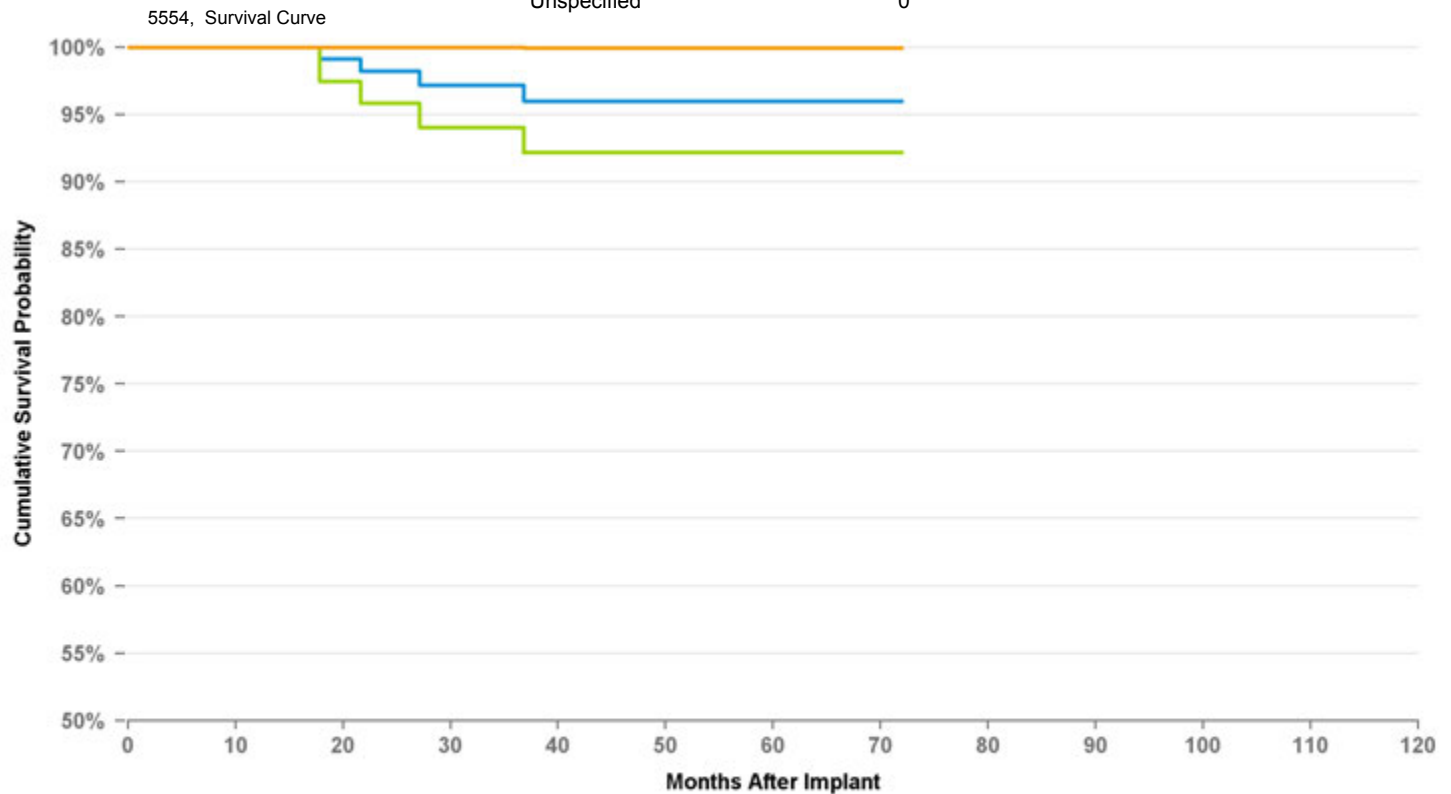
	5
Cardiac Perforation	0
Conductor Fracture	0
Electrical Abandonment	0
Extracardiac Stimulation	0
Failure To Capture	2
Failure To Sense	0
Impedance Abnormal	1
Insulation Breach (ESC)	0
Insulation Breach (MIO)	0
Insulation Breach (not further defined)	0
Lead Dislodgement	1
Medical Judgment	0
Other Complication	0
Oversensing	1
Unspecified	0

US Acute Lead Observations

Cardiac Perforation	0
Conductor Fracture	1
Extracardiac Stimulation	0
Failure To Capture	31
Failure To Sense	2
Impedance Abnormal	1
Insulation Breach	0
Lead Dislodgement	37
Oversensing	0
Unspecified	3

USA Returned Product Analysis

Conductor Fracture	12
Crimp Weld Bond	0
Insulation Breach	28
Other	2



Graph Name

■ Cumulative Survival Probability Graph
 ■ Lower 95 Pct Confidence Graph
 ■ Upper 95 Pct Confidence Graph

Years	1	2	3	4	5	at 72 mo
%	100.0%	98.2%	97.2%	96.0%	96.0%	96.0%
#	150	112	85	75	59	50

PACING LEAD

5568

Distribution Data

US Market Release	1/2/1997
CE Approval Date	8/14/1996
Registered US Implants	97,145
Estimated Active US	45,261

Product Characteristics

Fixation Type	Active Screw-in
Lead Function	Pacing/Sensing
Steroid Indicator	Yes
Lead Placement	Transvenous
Lead Tip Location	Atrium - J
Pace/Sense Polarity	Bipolar

Product Surveillance Registry Results

Number of Leads Enrolled in Study	1,166
Cumulative Months of Follow-Up	39,387
Number of Leads Active in Study	140

Product Surveillance Registry Qualifying Complications

Cardiac Perforation	0
Conductor Fracture	1
Electrical Abandonment	0
Extracardiac Stimulation	1
Failure To Capture	6
Failure To Sense	3
Impedance Abnormal	0
Insulation Breach (ESC)	0
Insulation Breach (MIO)	0
Insulation Breach (not further defined)	0
Lead Dislodgement	2
Medical Judgment	0
Other Complication	0
Oversensing	4
Unspecified	0

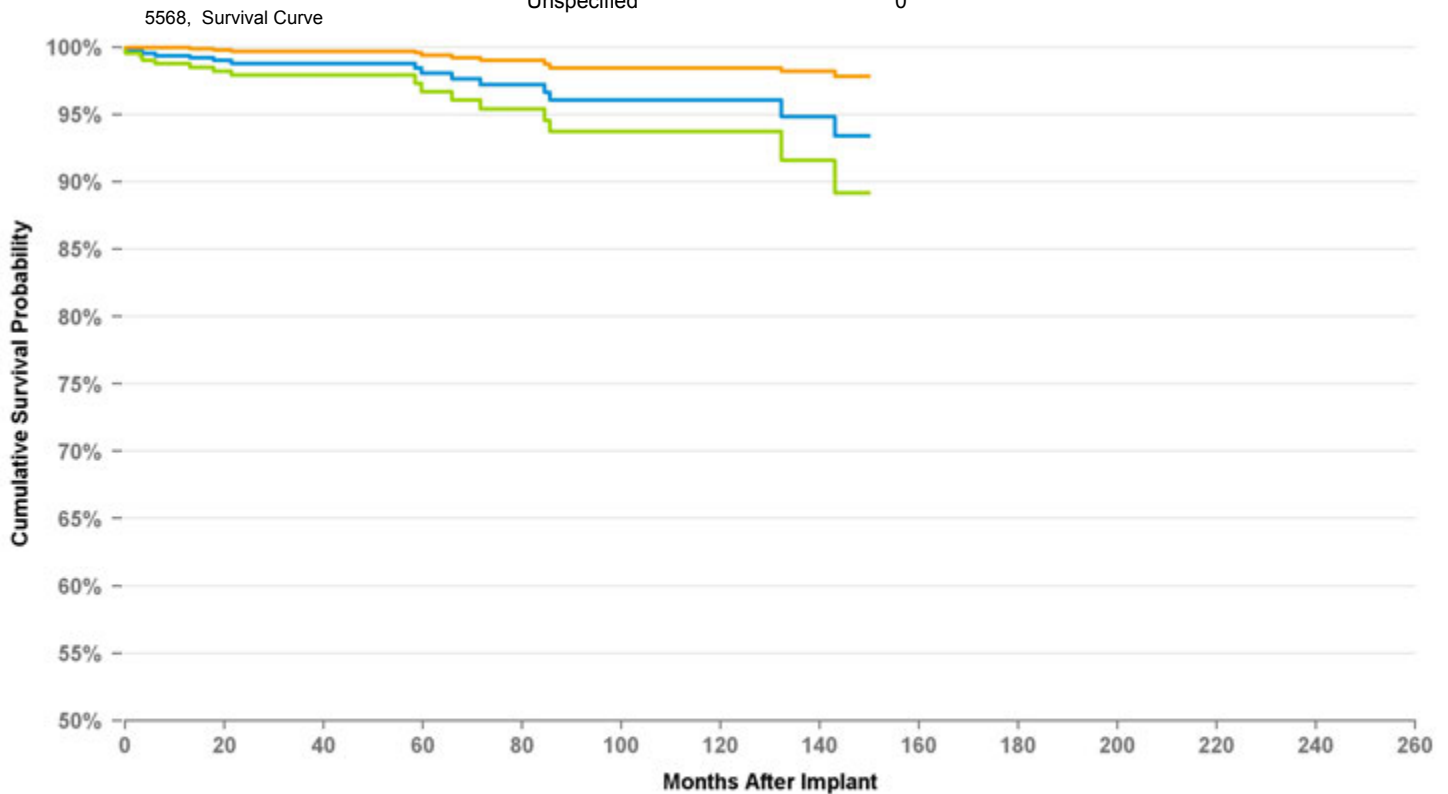
17

US Acute Lead Observations

Cardiac Perforation	14
Conductor Fracture	0
Extracardiac Stimulation	2
Failure To Capture	26
Failure To Sense	3
Impedance Abnormal	3
Insulation Breach	1
Lead Dislodgement	43
Oversensing	3
Unspecified	4

USA Returned Product Analysis

Conductor Fracture	22
Crimp Weld Bond	0
Insulation Breach	47
Other	38



Graph Name

■ Cumulative Survival Probability Graph ■ Lower 95 Pct Confidence Graph ■ Upper 95 Pct Confidence Graph

Years	1	2	3	4	5	6	7	8	9	10	11	12	at 150 mo
%	99.4%	98.8%	98.8%	98.8%	98.1%	97.2%	97.2%	96.1%	96.1%	96.1%	96.1%	93.4%	93.4%
#	583	476	390	307	255	205	162	135	108	90	73	61	53

PACING LEAD

5592

Distribution Data

US Market Release	6/3/1998
CE Approval Date	9/25/1997
Registered US Implants	36,885
Estimated Active US	17,370

Product Characteristics

Fixation Type	Tines
Lead Function	Pacing/Sensing
Steroid Indicator	Yes
Lead Placement	Transvenous
Lead Tip Location	Atrium - J
Pace/Sense Polarity	Bipolar

Product Surveillance Registry Results

Number of Leads Enrolled in Study	704
Cumulative Months of Follow-Up	34,500
Number of Leads Active in Study	112

Product Surveillance Registry Qualifying Complications

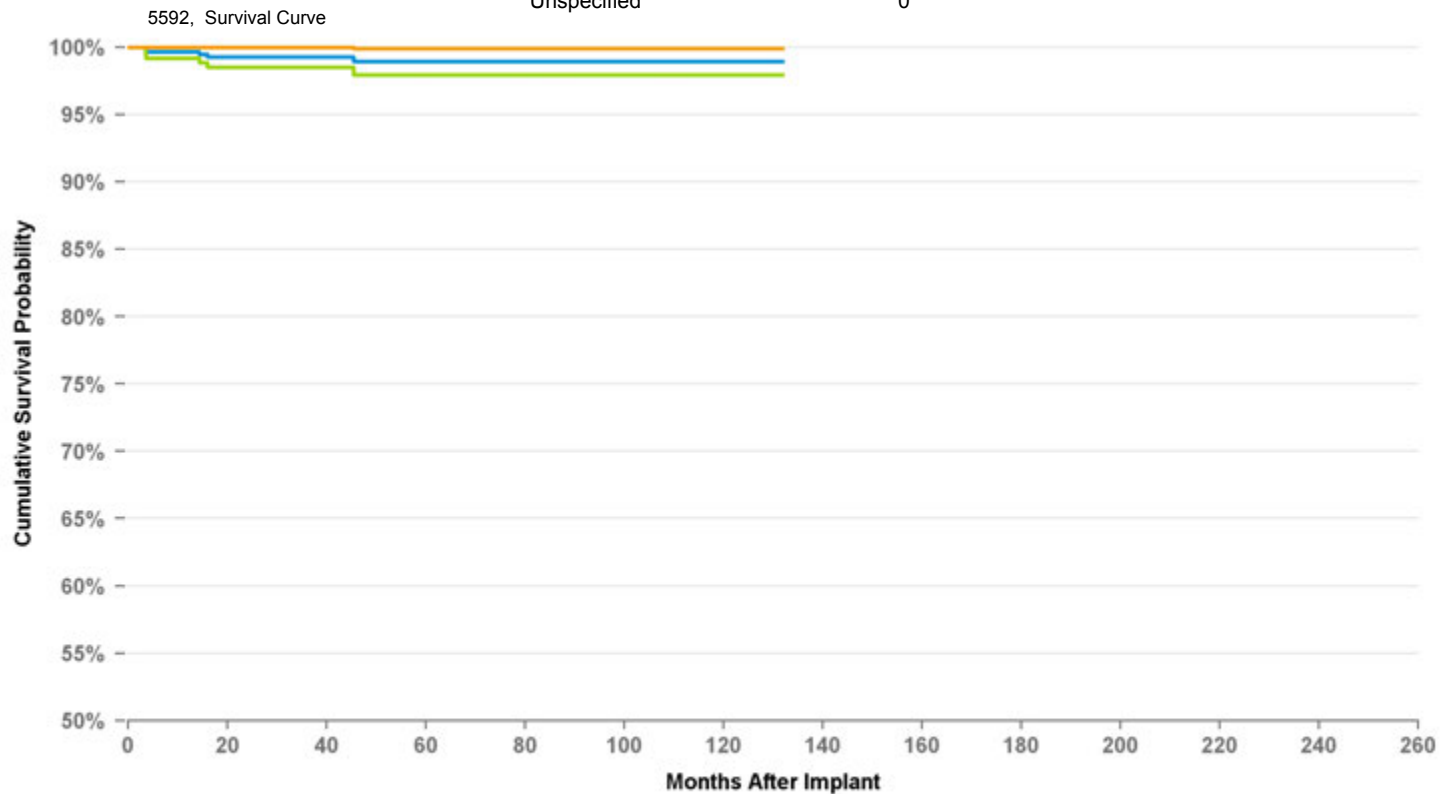
	5
Cardiac Perforation	0
Conductor Fracture	0
Electrical Abandonment	0
Extracardiac Stimulation	0
Failure To Capture	3
Failure To Sense	0
Impedance Abnormal	0
Insulation Breach (ESC)	0
Insulation Breach (MIO)	0
Insulation Breach (not further defined)	0
Lead Dislodgement	2
Medical Judgment	0
Other Complication	0
Oversensing	0
Unspecified	0

US Acute Lead Observations

Cardiac Perforation	1
Conductor Fracture	0
Extracardiac Stimulation	0
Failure To Capture	4
Failure To Sense	2
Impedance Abnormal	0
Insulation Breach	0
Lead Dislodgement	40
Oversensing	1
Unspecified	1

USA Returned Product Analysis

Conductor Fracture	4
Crimp Weld Bond	0
Insulation Breach	4
Other	1



Graph Name

■ Cumulative Survival Probability Graph
 ■ Lower 95 Pct Confidence Graph
 ■ Upper 95 Pct Confidence Graph

Years	1	2	3	4	5	6	7	8	9	10	at 132 mo
%	99.6%	99.2%	99.2%	98.9%	98.9%	98.9%	98.9%	98.9%	98.9%	98.9%	98.9%
#	531	433	343	289	233	179	147	124	97	81	59

PACING LEAD

5594

Distribution Data

US Market Release	6/25/2001
CE Approval Date	3/23/2001
Registered US Implants	17,463
Estimated Active US	9,896

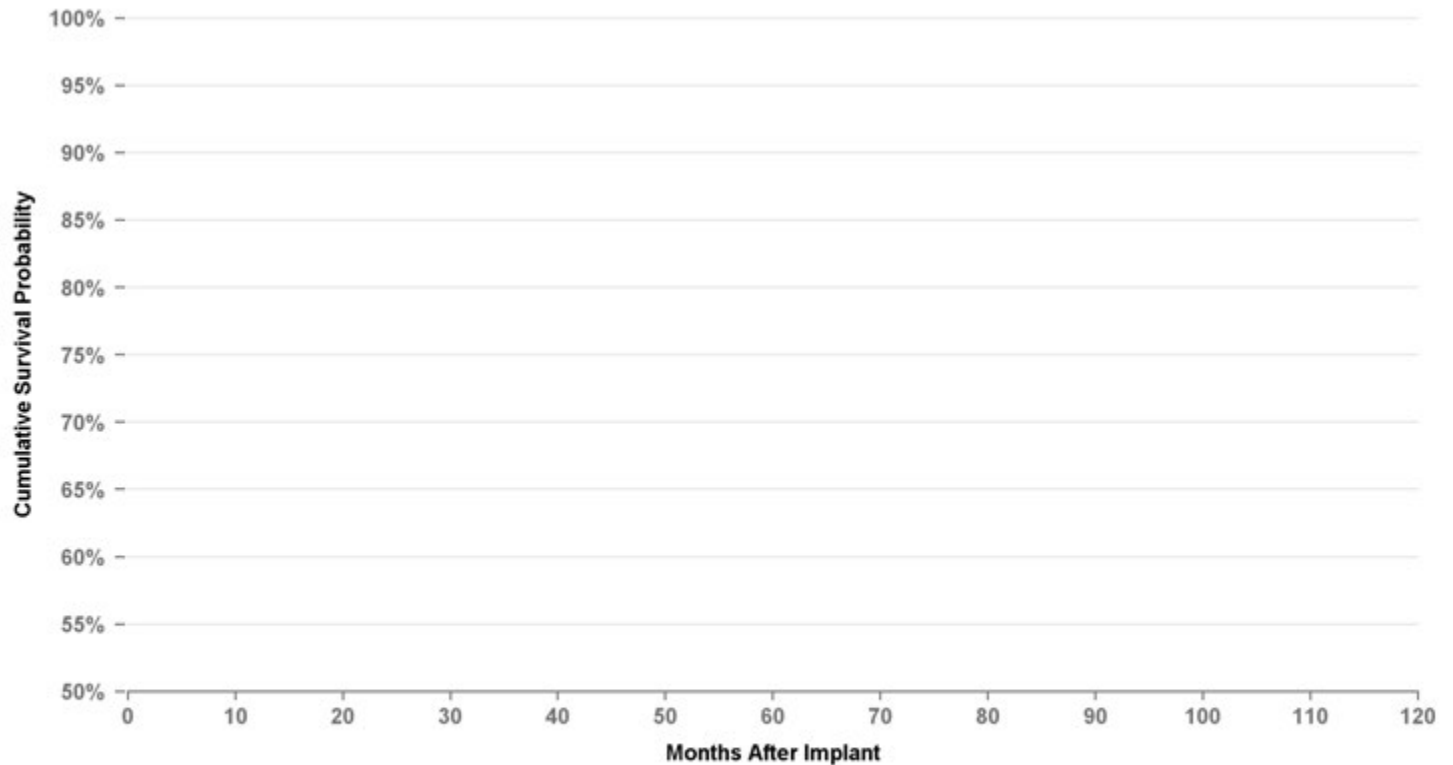
Product Characteristics

Fixation Type	Tines
Lead Function	Pacing/Sensing
Steroid Indicator	Yes
Lead Placement	Transvenous
Lead Tip Location	Atrium - J
Pace/Sense Polarity	Bipolar

Product Surveillance Registry Results

Number of Leads Enrolled in Study	26
Cumulative Months of Follow-Up	1,903
Number of Leads Active in Study	9

5594, Survival Curve



Graph Name

■ Cumulative Survival Probability Graph
 ■ Lower 95 Pct Confidence Graph
 ■ Upper 95 Pct Confidence Graph

Years

%

#

Product Surveillance Registry Qualifying Complications

	0
Cardiac Perforation	0
Conductor Fracture	0
Electrical Abandonment	0
Extracardiac Stimulation	0
Failure To Capture	0
Failure To Sense	0
Impedance Abnormal	0
Insulation Breach (ESC)	0
Insulation Breach (MIO)	0
Insulation Breach (not further defined)	0
Lead Dislodgement	0
Medical Judgment	0
Other Complication	0
Oversensing	0
Unspecified	0

US Acute Lead Observations

Cardiac Perforation	0
Conductor Fracture	0
Extracardiac Stimulation	0
Failure To Capture	3
Failure To Sense	0
Impedance Abnormal	0
Insulation Breach	0
Lead Dislodgement	14
Oversensing	0
Unspecified	2

USA Returned Product Analysis

Conductor Fracture	9
Crimp Weld Bond	0
Insulation Breach	10
Other	1

PACING LEAD

6940

Distribution Data

US Market Release	10/9/1998
CE Approval Date	
Registered US Implants	25,380
Estimated Active US	5,516
Product Characteristics	
Fixation Type	Active Screw-in
Lead Function	Pacing/Sensing
Steroid Indicator	Yes
Lead Placement	Transvenous
Lead Tip Location	Atrium - J
Pace/Sense Polarity	Bipolar

US Acute Lead Observations

Cardiac Perforation	0
Conductor Fracture	1
Extracardiac Stimulation	0
Failure To Capture	1
Failure To Sense	0
Impedance Abnormal	1
Insulation Breach	0
Lead Dislodgement	6
Oversensing	0
Unspecified	0

Product Surveillance Registry Qualifying Complications

14

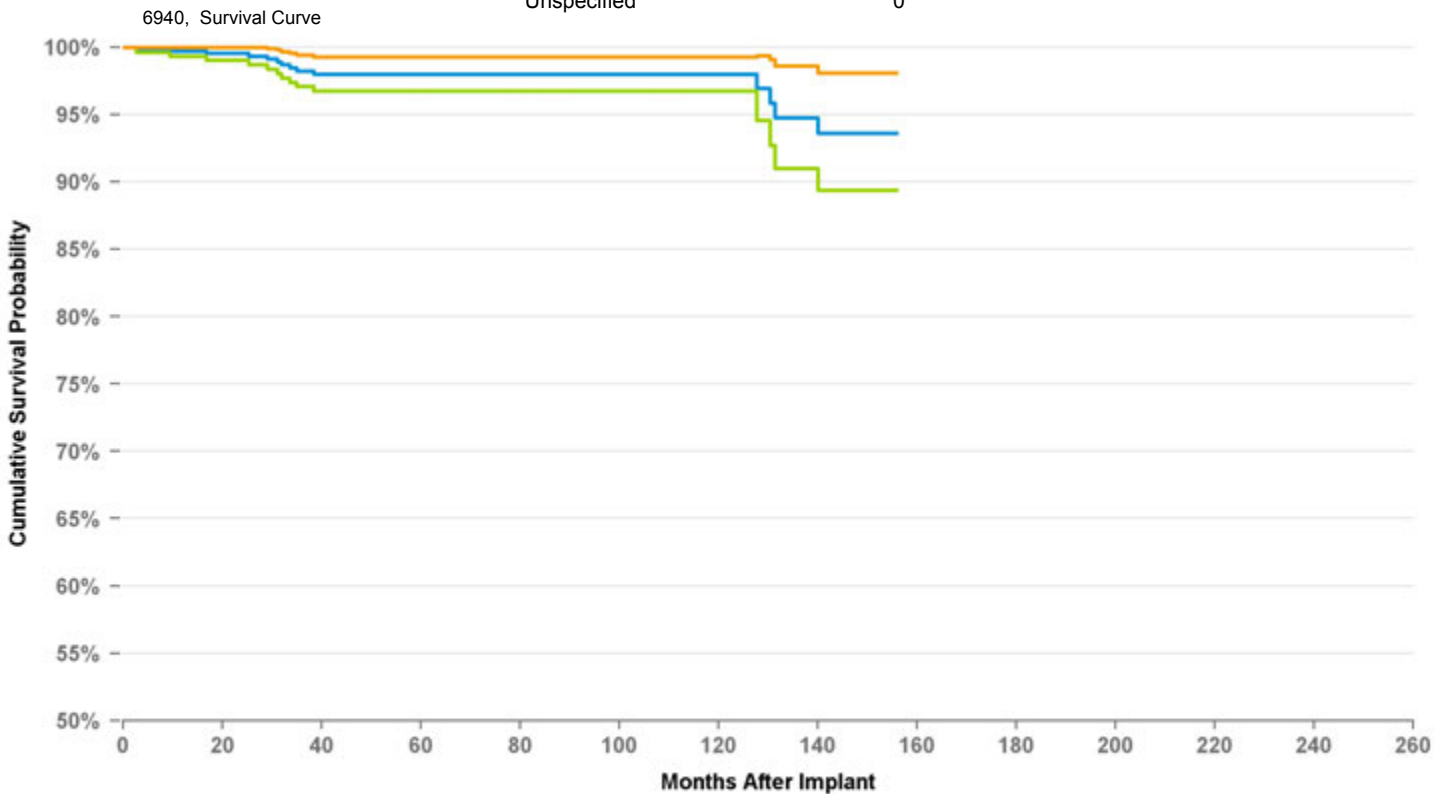
Cardiac Perforation	0
Conductor Fracture	1
Electrical Abandonment	0
Extracardiac Stimulation	0
Failure To Capture	1
Failure To Sense	3
Impedance Abnormal	0
Insulation Breach (ESC)	0
Insulation Breach (MIO)	0
Insulation Breach (not further defined)	0
Lead Dislodgement	3
Medical Judgment	0
Other Complication	0
Oversensing	6
Unspecified	0

USA Returned Product Analysis

Conductor Fracture	13
Crimp Weld Bond	0
Insulation Breach	20
Other	12

Product Surveillance Registry Results

Number of Leads Enrolled in Study	846
Cumulative Months of Follow-Up	43,355
Number of Leads Active in Study	38



Graph Name

■ Cumulative Survival Probability Graph ■ Lower 95 Pct Confidence Graph ■ Upper 95 Pct Confidence Graph

Years	1	2	3	4	5	6	7	8	9	10	11	12	at 156 mo
%	99.7%	99.5%	98.2%	98.0%	98.0%	98.0%	98.0%	98.0%	98.0%	98.0%	94.7%	93.6%	93.6%
#	643	520	422	347	276	217	188	151	125	96	80	70	51

EPI MYOCARDIAL LEAD

4965

Distribution Data

US Market Release	9/6/1996
CE Approval Date	1/1/1993
Registered US Implants	22,393
Estimated Active US	8,778

Product Characteristics

Fixation Type	Suture
Lead Function	Pacing/Sensing
Steroid Indicator	Yes
Lead Placement	Myocardial
Lead Tip Location	Atrium or Right Ventricle
Pace/Sense Polarity	Unipolar

Product Surveillance Registry Results

Number of Leads Enrolled in Study	231
Cumulative Months of Follow-Up	6,973
Number of Leads Active in Study	7

Product Surveillance Registry Qualifying Complications

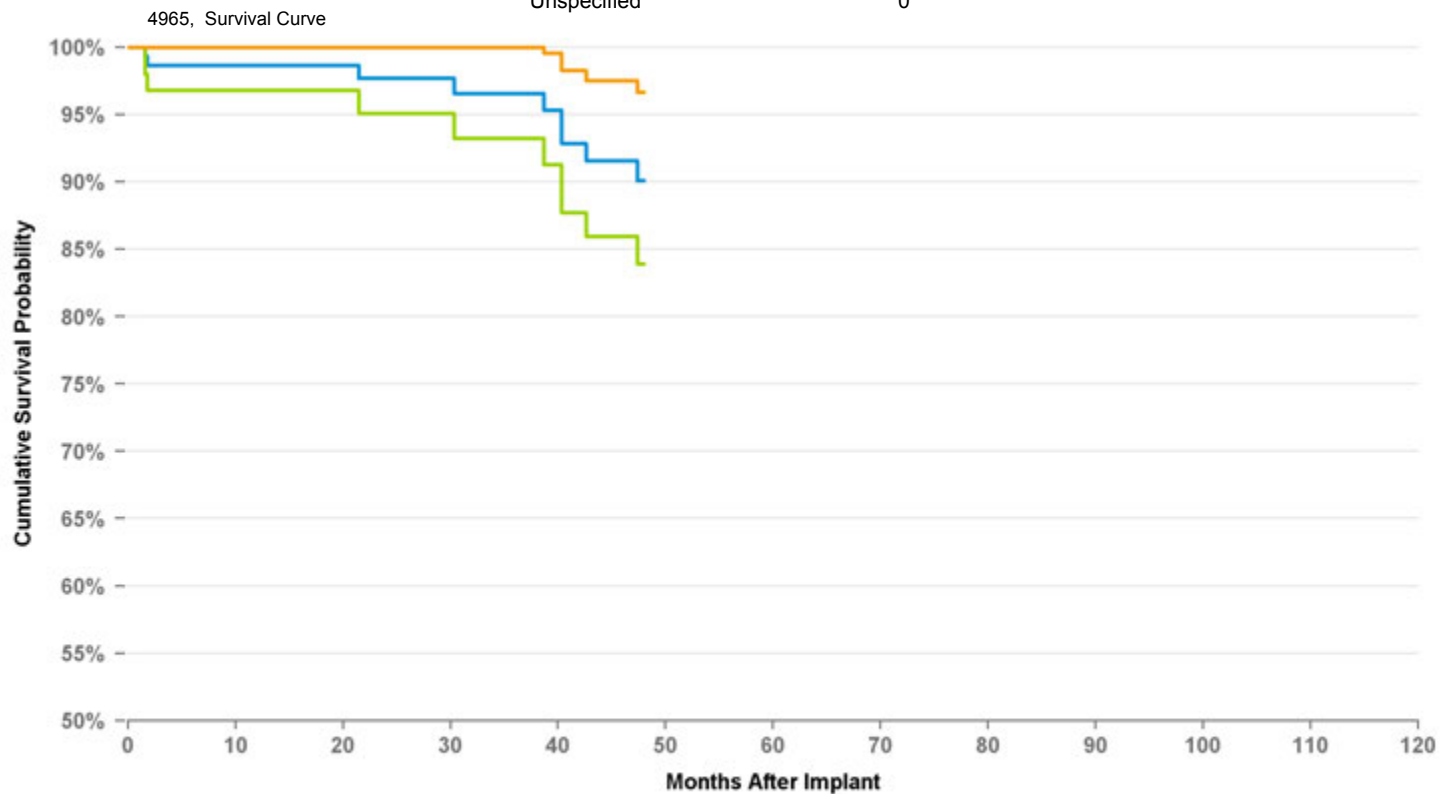
	13
Cardiac Perforation	0
Conductor Fracture	6
Electrical Abandonment	0
Extracardiac Stimulation	0
Failure To Capture	3
Failure To Sense	1
Impedance Abnormal	0
Insulation Breach (ESC)	0
Insulation Breach (MIO)	0
Insulation Breach (not further defined)	1
Lead Dislodgement	0
Medical Judgment	0
Other Complication	0
Oversensing	2
Unspecified	0

US Acute Lead Observations

Cardiac Perforation	0
Conductor Fracture	1
Extracardiac Stimulation	0
Failure To Capture	5
Failure To Sense	5
Impedance Abnormal	6
Insulation Breach	0
Lead Dislodgement	0
Oversensing	1
Unspecified	3

USA Returned Product Analysis

Conductor Fracture	218
Crimp Weld Bond	1
Insulation Breach	43
Other	0



Graph Name

■ Cumulative Survival Probability Graph ■ Lower 95 Pct Confidence Graph ■ Upper 95 Pct Confidence Graph

Years	1	2	3	at 48 mo
%	98.6%	97.7%	96.6%	90.1%
#	129	110	86	64

EPI MYOCARDIAL LEAD

4968

Distribution Data

US Market Release	9/16/1999
CE Approval Date	4/21/1998
Registered US Implants	37,538
Estimated Active US	22,636

Product Characteristics

Fixation Type	Suture
Lead Function	Pacing/Sensing
Steroid Indicator	Yes
Lead Placement	Myocardial
Lead Tip Location	Atrium or Right Ventricle
Pace/Sense Polarity	Bipolar

Product Surveillance Registry Results

Number of Leads Enrolled in Study	903
Cumulative Months of Follow-Up	47,838
Number of Leads Active in Study	288

Product Surveillance Registry Qualifying Complications

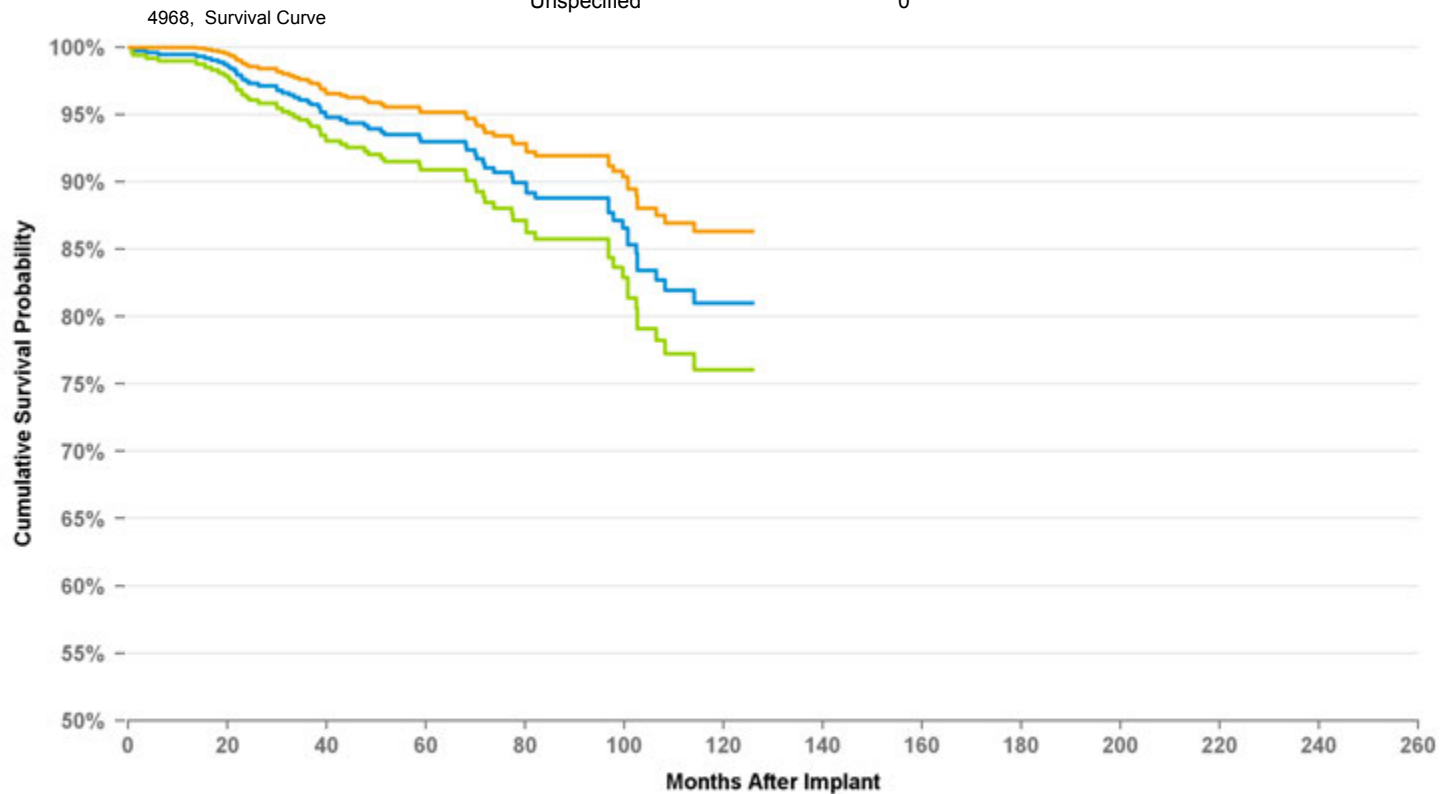
	74
Cardiac Perforation	0
Conductor Fracture	18
Electrical Abandonment	0
Extracardiac Stimulation	2
Failure To Capture	25
Failure To Sense	3
Impedance Abnormal	4
Insulation Breach (ESC)	0
Insulation Breach (MIO)	0
Insulation Breach (not further defined)	3
Lead Dislodgement	0
Medical Judgment	0
Other Complication	2
Oversensing	17
Unspecified	0

US Acute Lead Observations

Cardiac Perforation	1
Conductor Fracture	2
Extracardiac Stimulation	1
Failure To Capture	27
Failure To Sense	1
Impedance Abnormal	5
Insulation Breach	1
Lead Dislodgement	5
Oversensing	12
Unspecified	0

USA Returned Product Analysis

Conductor Fracture	56
Crimp Weld Bond	0
Insulation Breach	37
Other	1



Graph Name

■ Cumulative Survival Probability Graph
 ■ Lower 95 Pct Confidence Graph
 ■ Upper 95 Pct Confidence Graph

Years	1	2	3	4	5	6	7	8	9	10	at 126 mo
%	99.5%	97.5%	96.1%	94.2%	93.0%	91.0%	88.8%	88.8%	82.7%	81.0%	81.0%
#	704	619	536	431	352	262	205	161	98	67	57

EPI MYOCARDIAL LEAD

5071

Distribution Data

US Market Release	12/3/1992
CE Approval Date	1/1/1993
Registered US Implants	49,964
Estimated Active US	15,301

Product Characteristics

Fixation Type	Fixed Screw In
Lead Function	Pacing/Sensing
Steroid Indicator	None
Lead Placement	Myocardial
Lead Tip Location	Right Ventricle
Pace/Sense Polarity	Unipolar

Product Surveillance Registry Results

Number of Leads Enrolled in Study	386
Cumulative Months of Follow-Up	8,886
Number of Leads Active in Study	93

Product Surveillance Registry Qualifying Complications

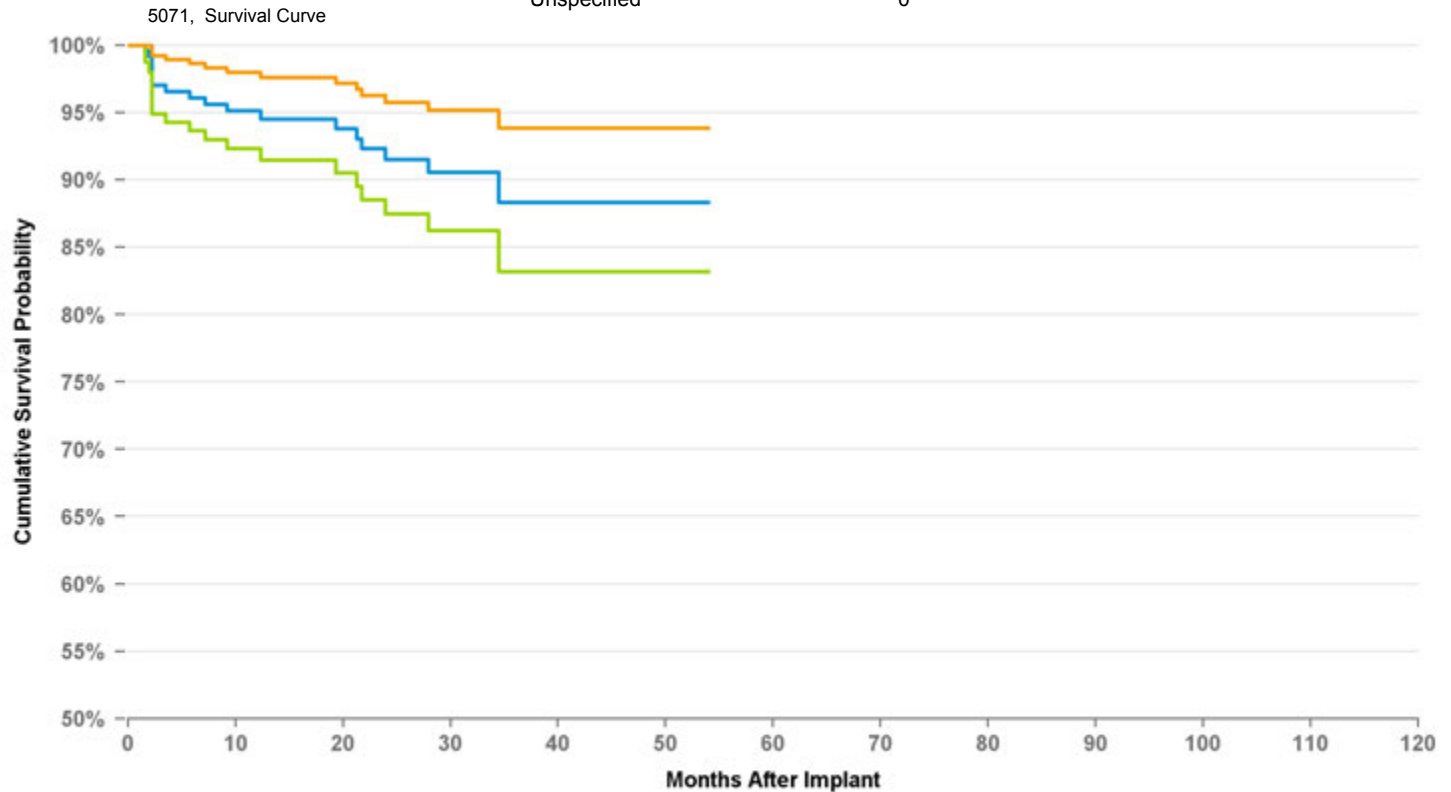
	25
Cardiac Perforation	0
Conductor Fracture	1
Electrical Abandonment	0
Extracardiac Stimulation	0
Failure To Capture	17
Failure To Sense	2
Impedance Abnormal	1
Insulation Breach (ESC)	0
Insulation Breach (MIO)	0
Insulation Breach (not further defined)	0
Lead Dislodgement	1
Medical Judgment	0
Other Complication	1
Oversensing	2
Unspecified	0

US Acute Lead Observations

Cardiac Perforation	1
Conductor Fracture	0
Extracardiac Stimulation	5
Failure To Capture	50
Failure To Sense	3
Impedance Abnormal	3
Insulation Breach	0
Lead Dislodgement	0
Oversensing	0
Unspecified	1

USA Returned Product Analysis

Conductor Fracture	18
Crimp Weld Bond	0
Insulation Breach	3
Other	0



Graph Name

■ Cumulative Survival Probability Graph
 ■ Lower 95 Pct Confidence Graph
 ■ Upper 95 Pct Confidence Graph

Years	1	2	3	4	at 54 mo
%	95.1%	91.5%	88.3%	88.3%	88.3%
#	173	118	78	63	54

VDD SINGLE PASS LEAD

5032

Distribution Data

US Market Release	3/22/1996
CE Approval Date	
Registered US Implants	5,214
Estimated Active US	890

Product Characteristics

Fixation Type	Tines
Lead Function	Pacing/Sensing
Steroid Indicator	Yes
Lead Placement	Transvenous
Lead Tip Location	Right Ventricle
Pace/Sense Polarity	Quadripolar

Product Surveillance Registry Results

Number of Leads Enrolled in Study	38
Cumulative Months of Follow-Up	287
Number of Leads Active in Study	0

Product Surveillance Registry Qualifying Complications

	1
Cardiac Perforation	0
Conductor Fracture	0
Electrical Abandonment	0
Extracardiac Stimulation	0
Failure To Capture	0
Failure To Sense	1
Impedance Abnormal	0
Insulation Breach (ESC)	0
Insulation Breach (MIO)	0
Insulation Breach (not further defined)	0
Lead Dislodgement	0
Medical Judgment	0
Other Complication	0
Oversensing	0
Unspecified	0

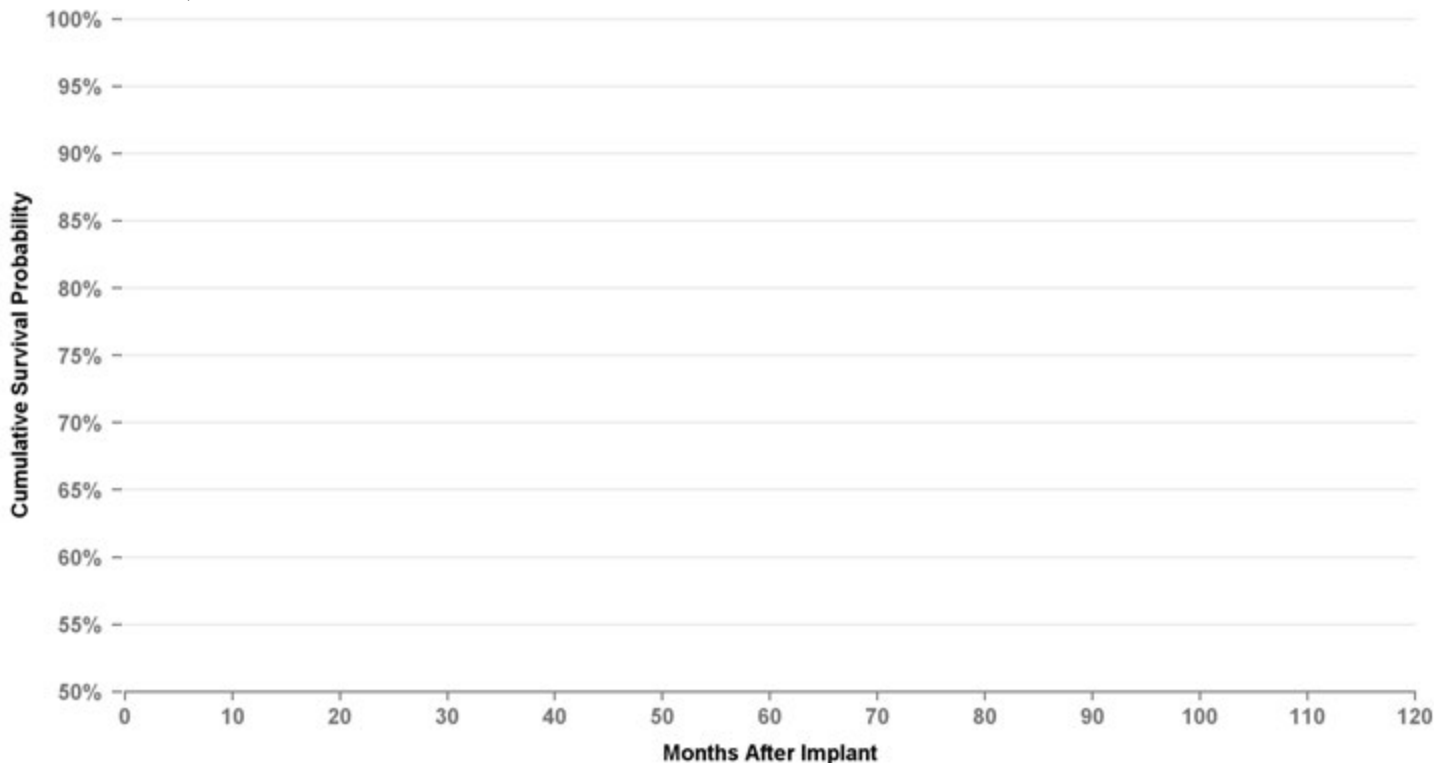
US Acute Lead Observations

Cardiac Perforation	0
Conductor Fracture	0
Extracardiac Stimulation	0
Failure To Capture	1
Failure To Sense	1
Impedance Abnormal	0
Insulation Breach	0
Lead Dislodgement	1
Oversensing	0
Unspecified	1

USA Returned Product Analysis

Conductor Fracture	7
Crimp Weld Bond	0
Insulation Breach	6
Other	0

5032, Survival Curve



Graph Name

- Cumulative Survival Probability Graph
- Lower 95 Pct Confidence Graph
- Upper 95 Pct Confidence Graph

Years

%

#

VDD SINGLE PASS LEAD

5038

Distribution Data

US Market Release	9/10/1998
CE Approval Date	4/15/1997
Registered US Implants	9,383
Estimated Active US	3,167

Product Characteristics

Fixation Type	Tines
Lead Function	Pacing/Sensing
Steroid Indicator	Yes
Lead Placement	Transvenous
Lead Tip Location	Right Ventricle
Pace/Sense Polarity	Quadripolar

Product Surveillance Registry Results

Number of Leads Enrolled in Study	567
Cumulative Months of Follow-Up	15,654
Number of Leads Active in Study	4

Product Surveillance Registry Qualifying Complications

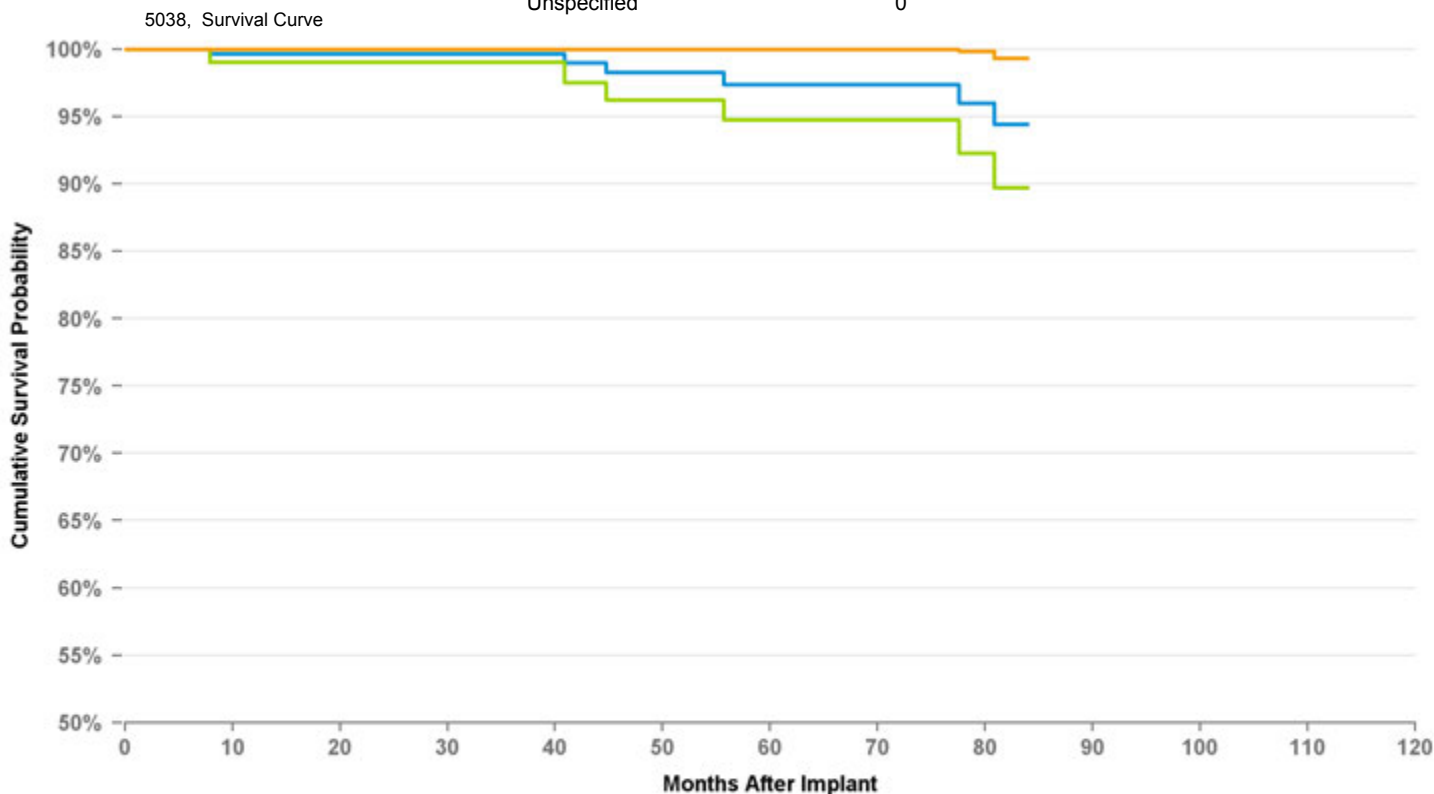
Cardiac Perforation	0
Conductor Fracture	3
Electrical Abandonment	0
Extracardiac Stimulation	0
Failure To Capture	1
Failure To Sense	3
Impedance Abnormal	0
Insulation Breach (ESC)	0
Insulation Breach (MIO)	0
Insulation Breach (not further defined)	0
Lead Dislodgement	0
Medical Judgment	0
Other Complication	0
Oversensing	0
Unspecified	0

US Acute Lead Observations

Cardiac Perforation	0
Conductor Fracture	0
Extracardiac Stimulation	1
Failure To Capture	1
Failure To Sense	2
Impedance Abnormal	0
Insulation Breach	0
Lead Dislodgement	4
Oversensing	0
Unspecified	0

USA Returned Product Analysis

Conductor Fracture	5
Crimp Weld Bond	0
Insulation Breach	1
Other	0



Graph Name

■ Cumulative Survival Probability Graph ■ Lower 95 Pct Confidence Graph ■ Upper 95 Pct Confidence Graph

Years	1	2	3	4	5	6	at 84 mo
%	99.7%	99.7%	99.7%	98.2%	97.4%	97.4%	94.4%
#	291	219	161	132	105	77	55

ICD and CRT-D Charge Time Performance

Medtronic continues its commitment to providing updated information on charge time performance.

Introduction

Information on charge time performance of Medtronic products is presented in this section of the CRHF Product Performance Report. Medtronic implemented the collection of charge time data on July 1, 1999. The data are collected via our ongoing active clinical study of long-term system performance called the Product Surveillance Registry. The study protocol requests device data be routinely taken and sent to Medtronic at no more than 6-month intervals.

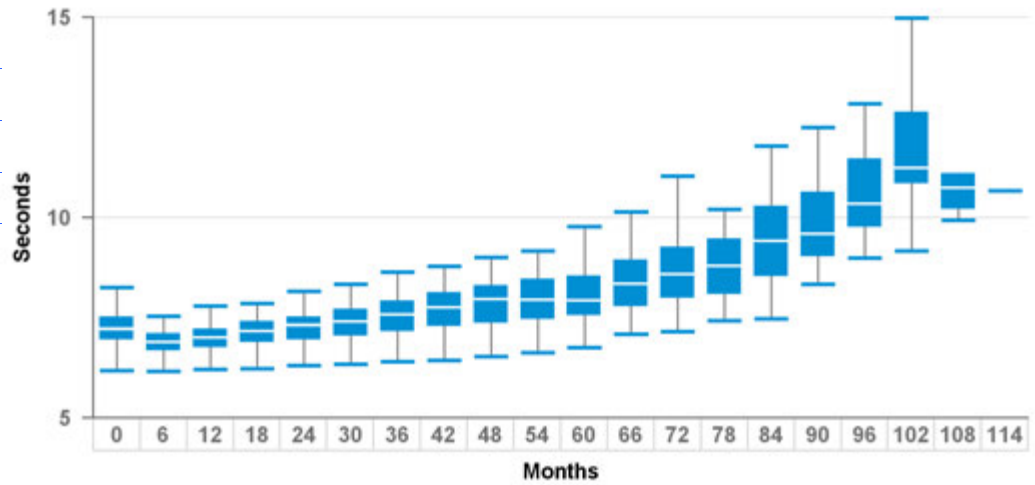
In our analysis performed for this report, only charge times resulting from full energy charges are considered. To ensure consistent reporting across devices, the charge time reported at implant represents the last charge time available from date of implant. When more than one charge time is available in a 6-month interval, a conservative approach has been adopted whereby only the maximum charge time in each 6-month interval is reported. As charge time is directly proportional to the time elapsed since the last capacitor reformation, charges occurring within 15 days of a previous charge are excluded. This precludes the reporting of overly optimistic results.

Data from over 20,000 devices contribute to the charge time data in this report. By tracking and reporting this charge time data, Medtronic is able to ascertain the actual performance of its charging circuitry. The insight gained through this information is applied to Medtronic's ongoing efforts to provide charge times that are short and consistent over the life of the product.

Charge time data for ICD and CRT-D models are presented using boxplots at 6-month intervals. The shaded box on the plots represents the middle half of the data – the Interquartile Range (IQR). The white line in the middle of each box is the median charge time. The top of the box representing the IQR is the third quartile or the 75th percentile (i.e., 75% of all charge times fall below this line), whereas the bottom of the box represents the first quartile or the 25th percentile. Vertical lines are drawn from the quartiles to the farthest value not more than 1.5 times the interquartile range. Any values more extreme than the vertical lines are considered outliers.

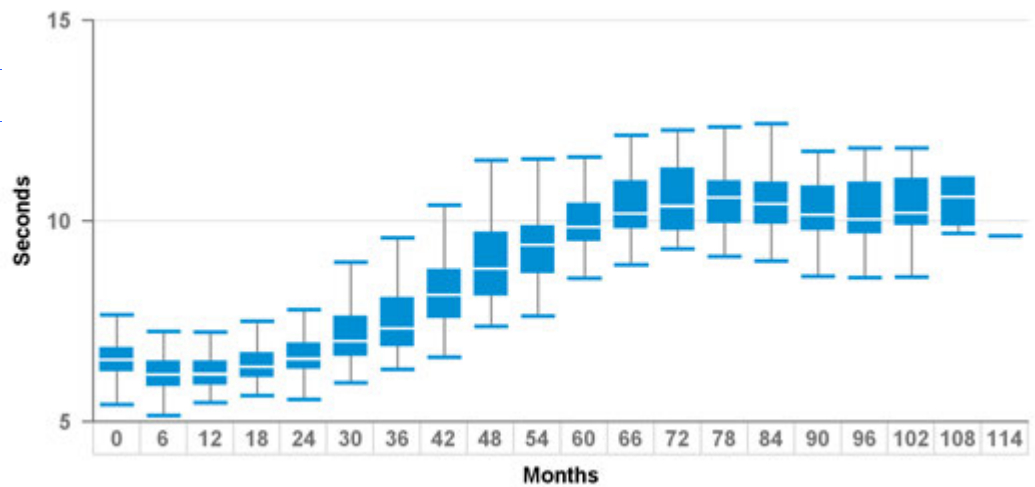
7230 Charge Time

Model Number	Brand
7230B	Marquis VR
7230Cx	Marquis VR
7230E	Marquis VR



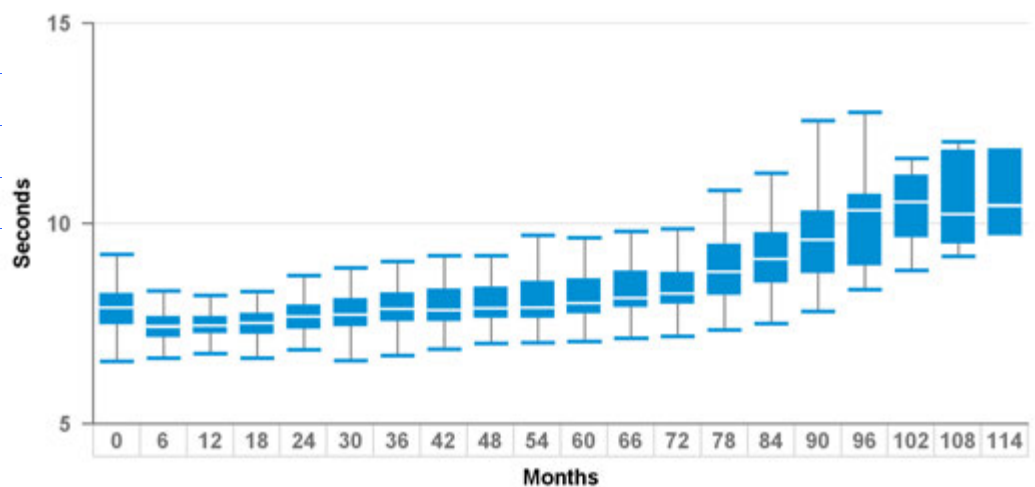
7231 Charge Time

Model Number	Brand
7231Cx	GEM III VR



7232 Charge Time

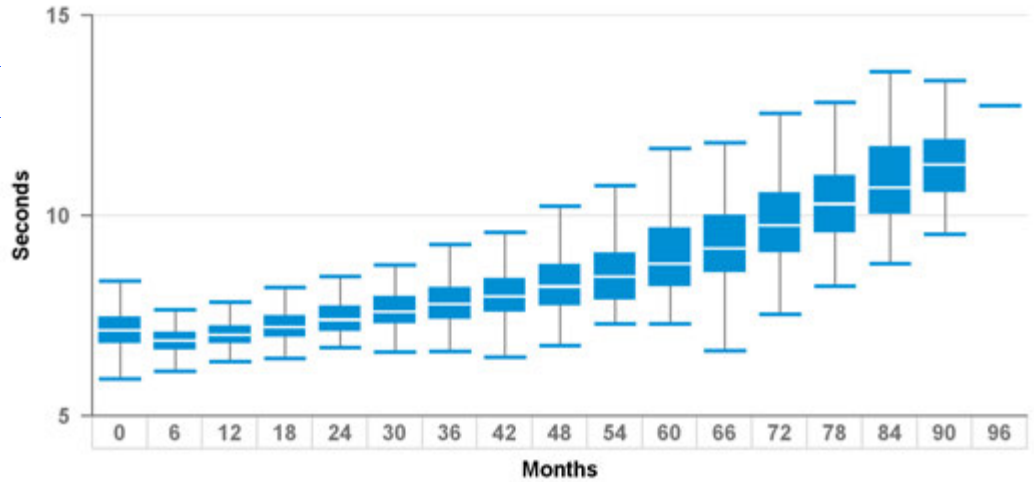
Model Number	Brand
7232B	Maximo VR
7232Cx	Maximo VR
7232E	Maximo VR



ICD and CRT-D Charge Time Performance

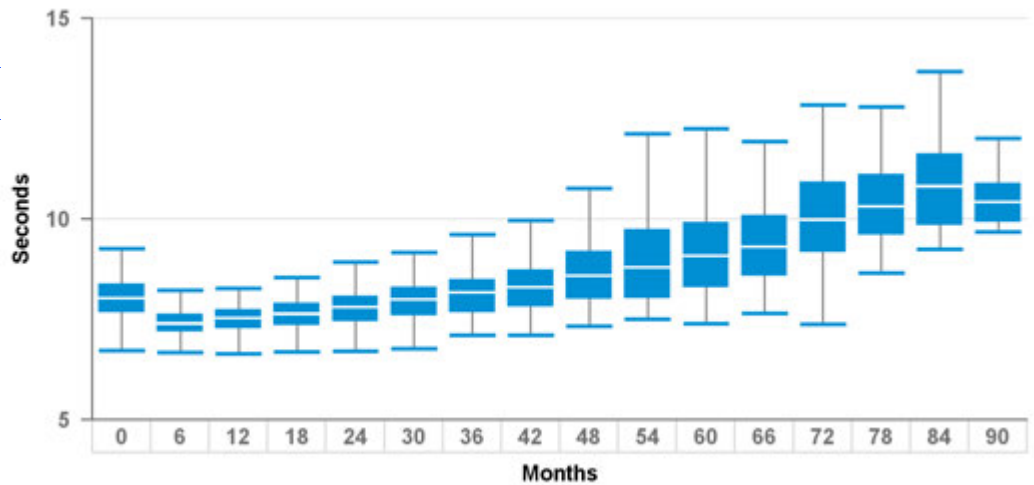
7274 Charge Time

Model Number	Brand
7274	Marquis DR



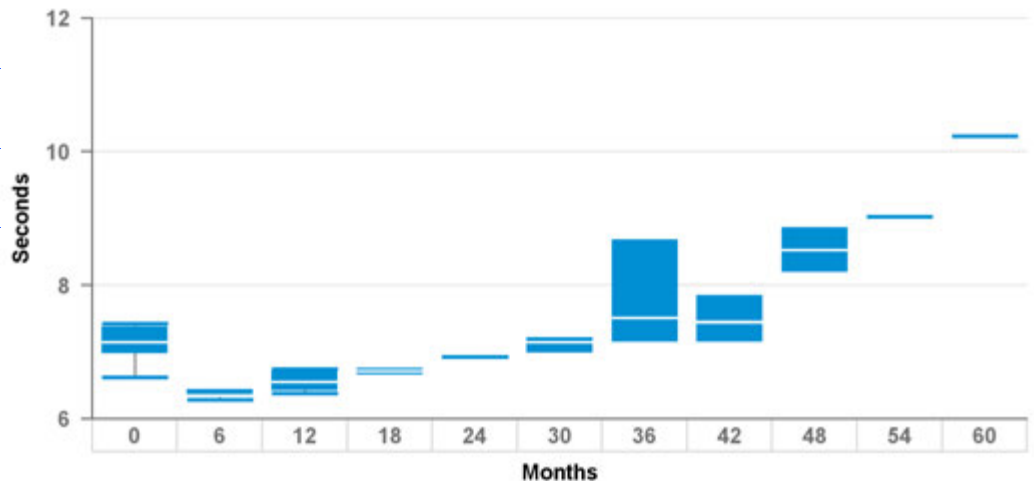
7278 Charge Time

Model Number	Brand
7278	Maximo DR



7285, 7295 Charge Time

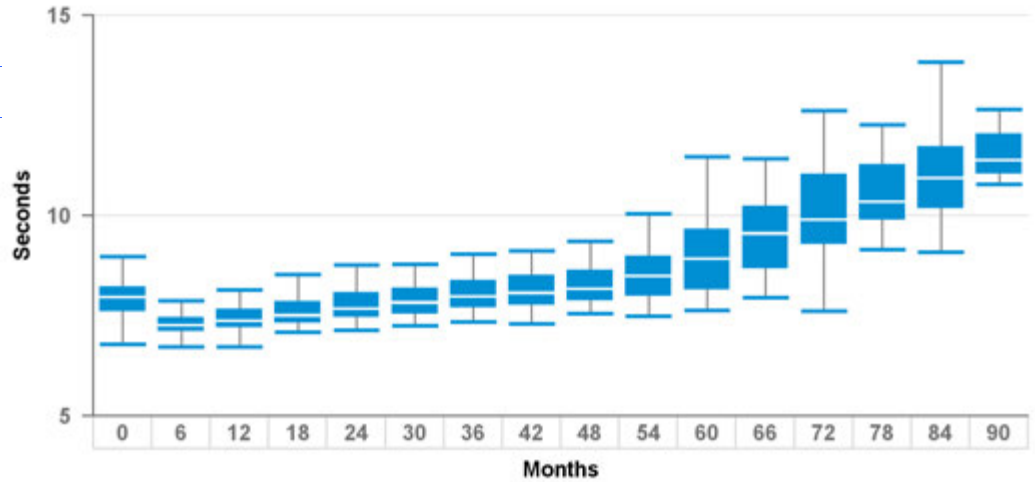
Model Number	Brand
7285	InSync III Protect
7295	InSync II Protect



ICD and CRT-D Charge Time Performance

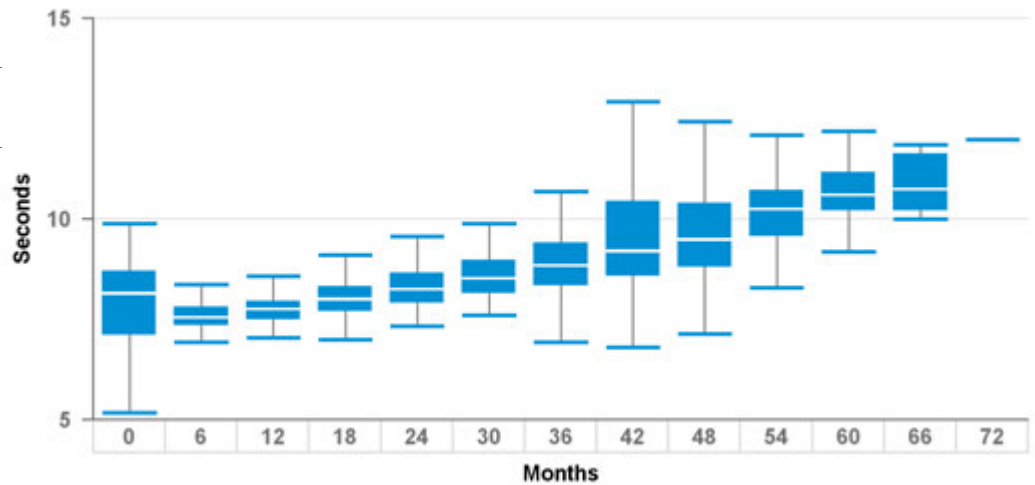
7288 Charge Time

Model Number	Brand
7288	Intrinsic



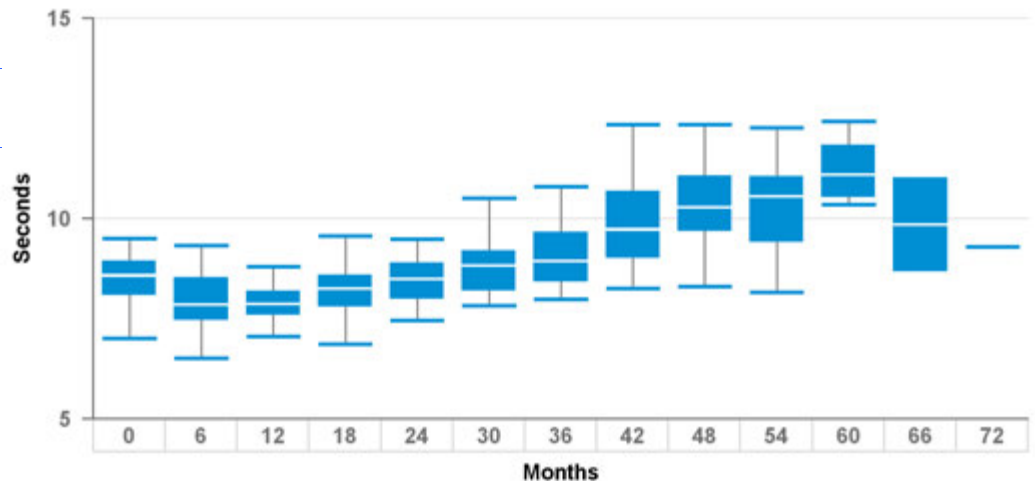
7299 Charge Time

Model Number	Brand
7299	InSync Sentry



7304 Charge Time

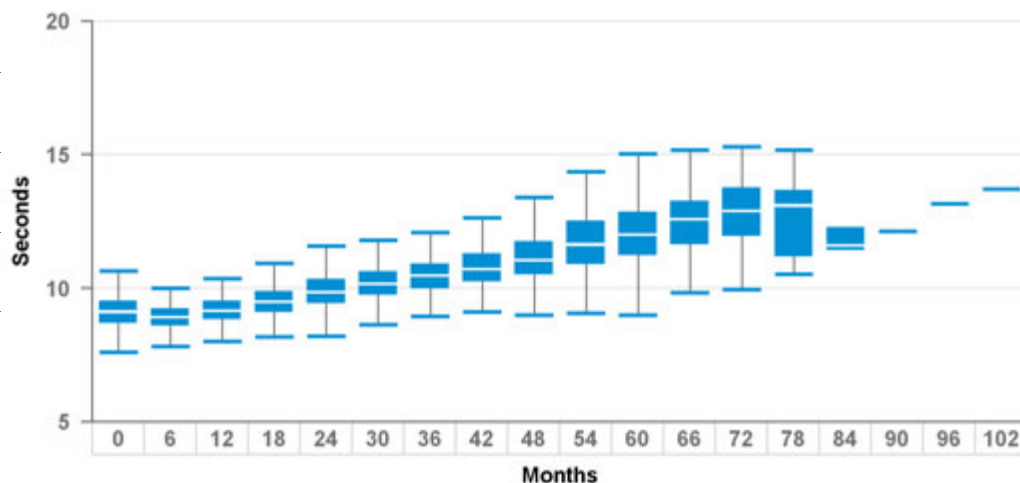
Model Number	Brand
7304	InSync Maximo



ICD and CRT-D Charge Time Performance

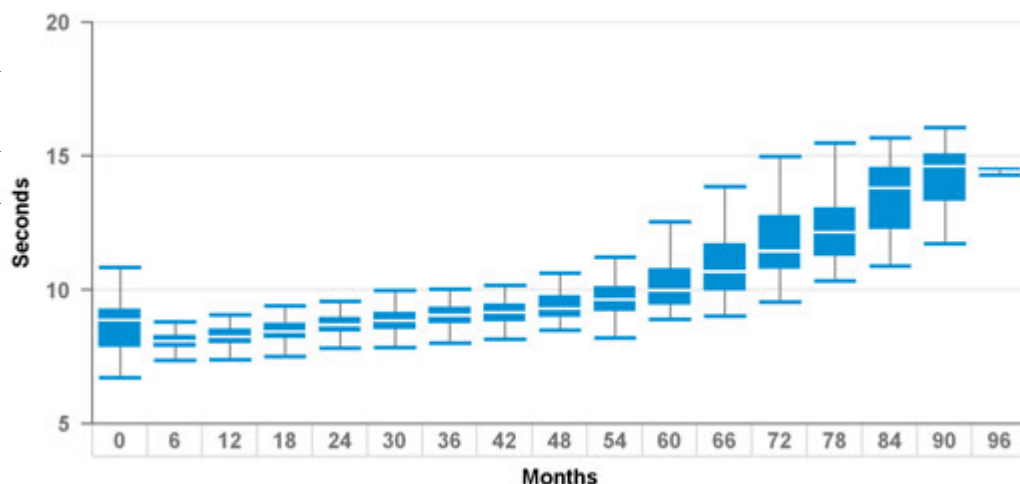
C154DWK, C164AWK, C174AWK Charge Time

Model Number	Brand
C154DWK	Concerto CRT-D
C164AWK	Concerto CRT-D
C174AWK	Concerto CRT-D



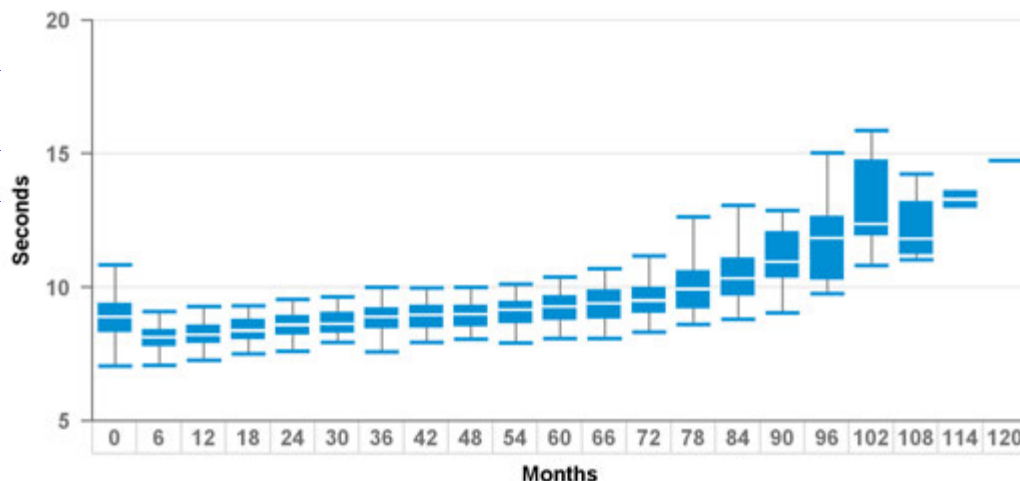
D144DRG, D154ATG, D154DRG Charge Time

Model Number	Brand
D144DRG	Entrust Escudo
D154ATG	Entrust AT



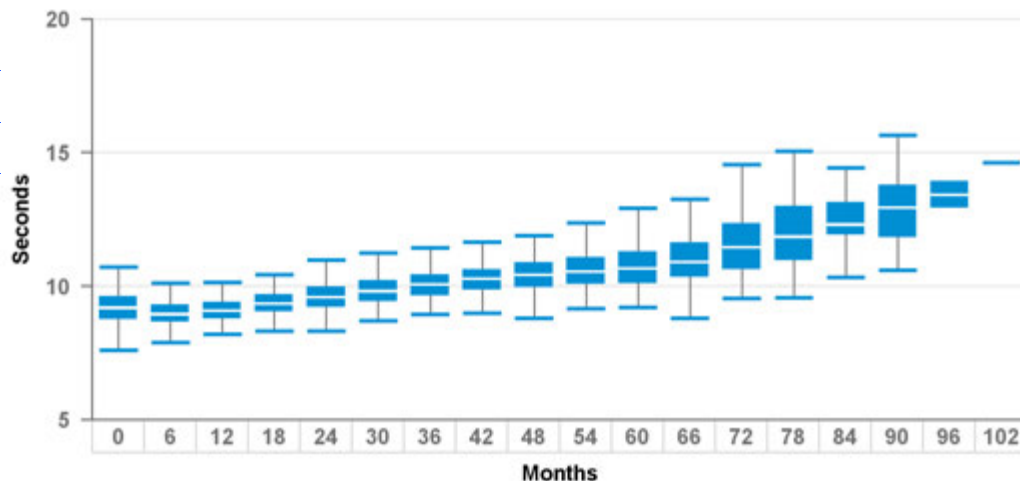
D144VRC, D154VRC Charge Time

Model Number	Brand
D144VRC	Entrust Escudo
D154VRC	Entrust VR



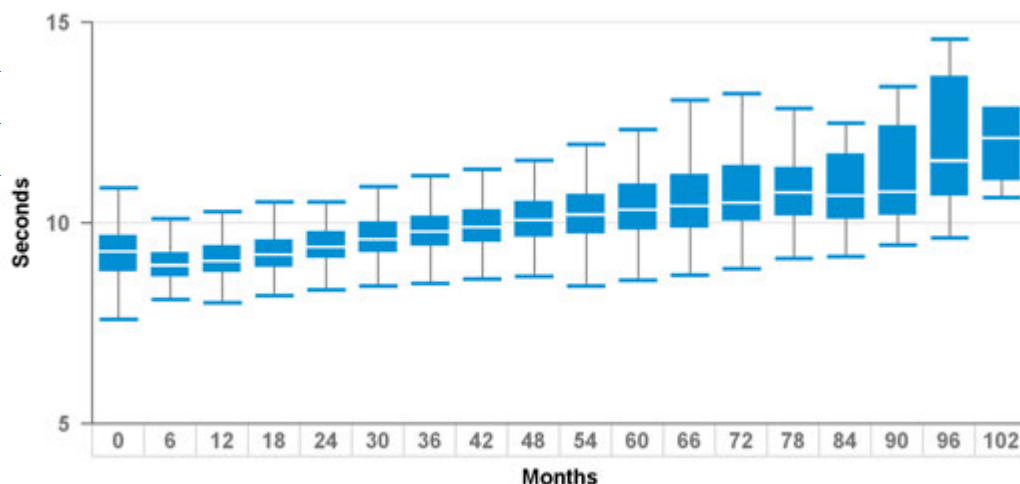
ICD and CRT-D Charge Time Performance D154AWG, D164AWG Charge Time

Model Number	Brand
D154AWG	Virtuoso DR
D164AWG	Virtuoso DR



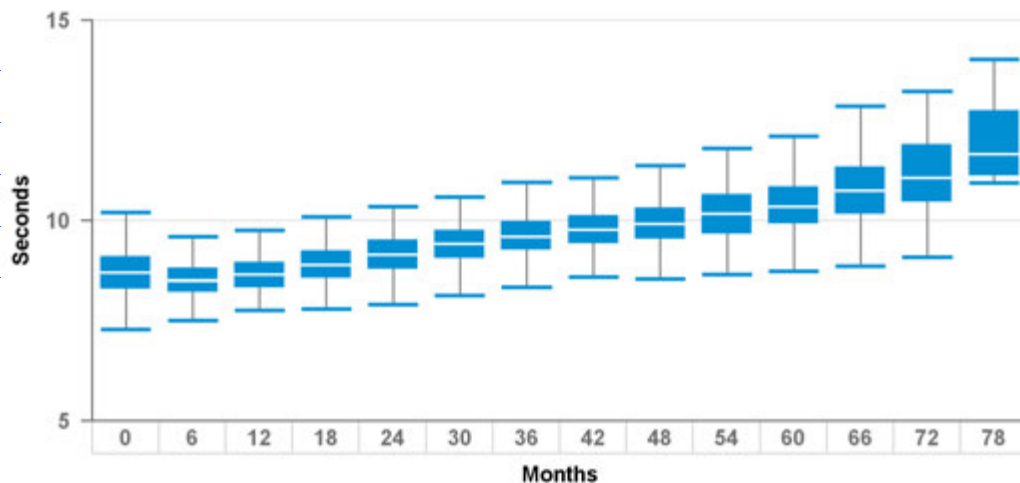
D154VWC, D164VWC Charge Time

Model Number	Brand
D154VWC	Virtuoso VR
D164VWC	Virtuoso VR



D204DRM, D214DRM, D224DRG, D234DRG Charge Time

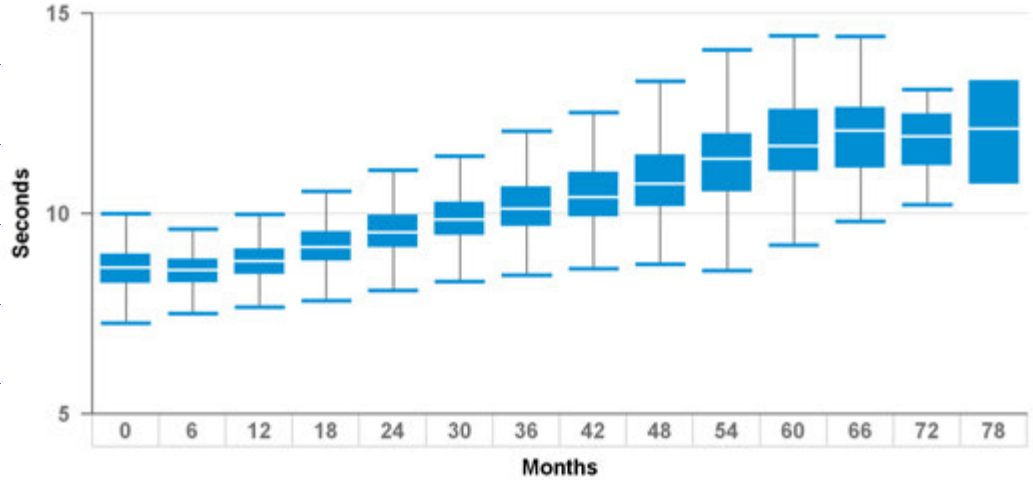
Model Number	Brand
D204DRM	Secura DR
D214DRM	Secura DR
D224DRG	Secura DR
D234DRG	Secura DR



ICD and CRT-D Charge Time Performance

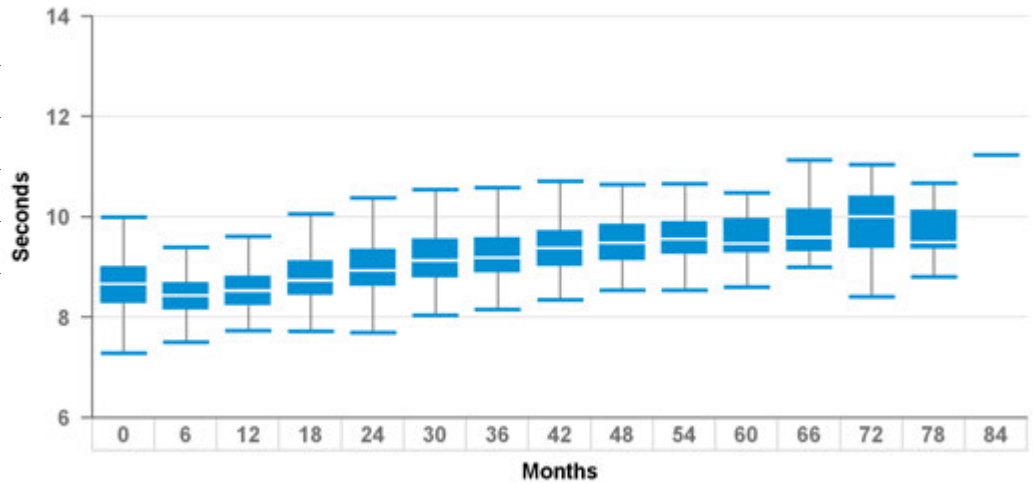
D204TRM, D214TRM, D224TRK, D234TRK Charge Time

Model Number	Brand
D204TRM	Consulta CRT-D
D214TRM	Consulta CRT-D
D224TRK	Consulta CRT-D
D234TRK	Consulta CRT-D



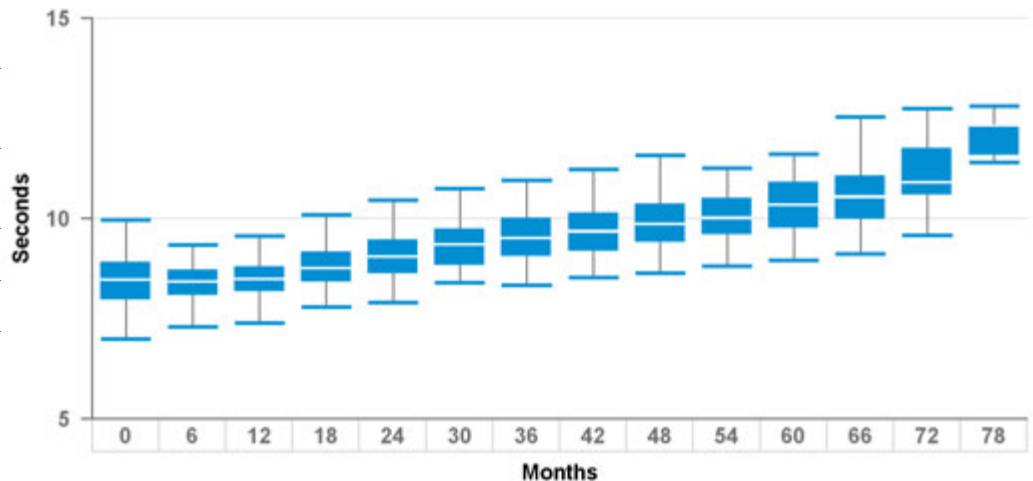
D204VRM, D214VRM, D224VRC, D234VRC Charge Time

Model Number	Brand
D204VRM	Secura VR
D214VRM	Secura VR
D224VRC	Secura VR
D234VRC	Secura VR



D264DRG, D284DRG, D384DRx, D394DRx Charge Time

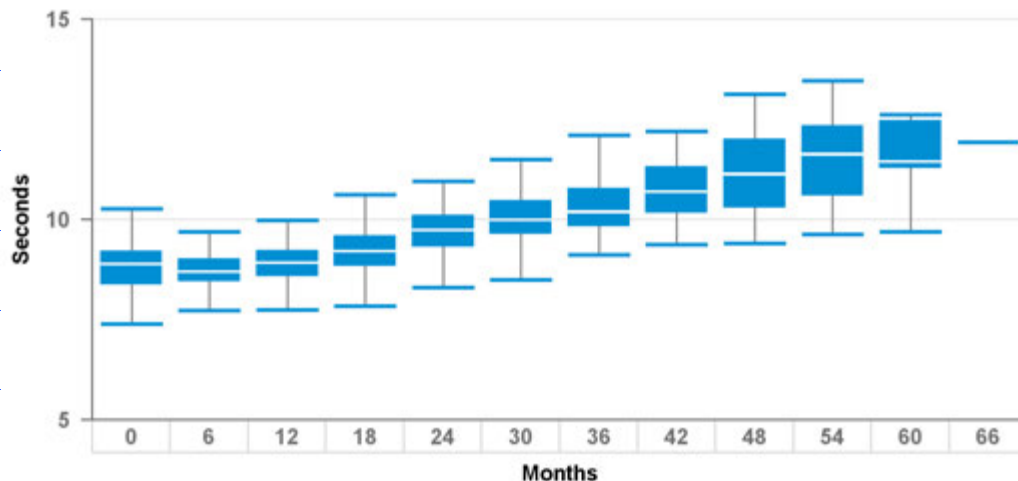
Model Number	Brand
D264DRM	Maximo II DR
D284DRG	Maximo II DR
D384DRG	Cardia DR
D394DRG	Egida DR



ICD and CRT-D Charge Time Performance

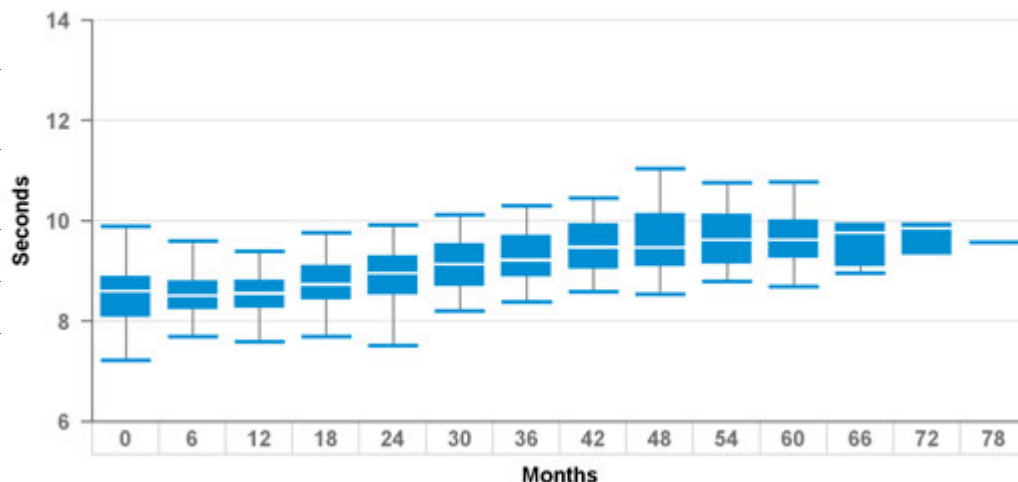
D264TRM, D284TRK, D384TRx, D394TRx Charge Time

Model Number	Brand
D264TRM	Maximo II CRT-D
D284TRK	Maximo II CRT-D
D384TRG	Cardia CRT-D
D394TRG	Egida CRT-D



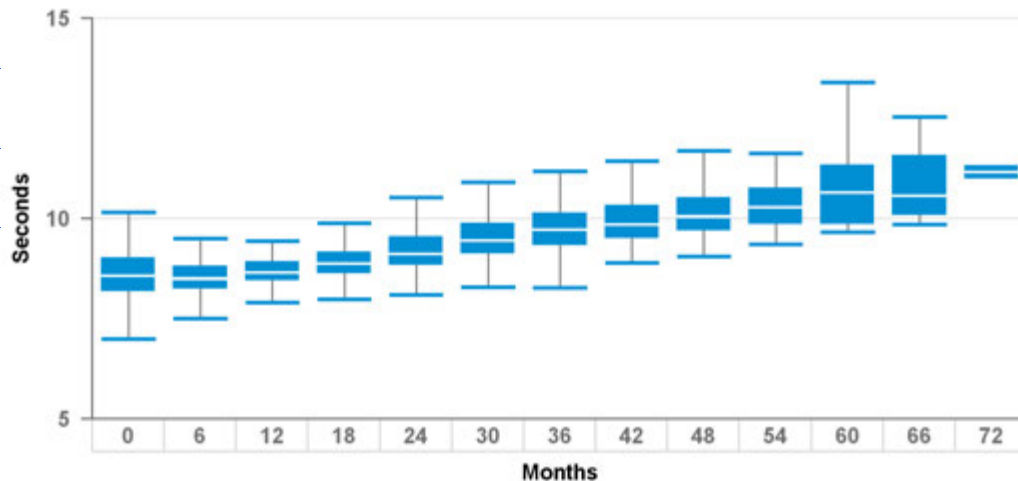
D264VRM, D284VRC, D384VRx, D394VRx Charge Time

Model Number	Brand
D264VRM	Maximo II VR
D284VRC	Maximo II VR
D384VRG	Cardia VR
D394VRG	Egida VR



D274DRG, D294DRG Charge Time

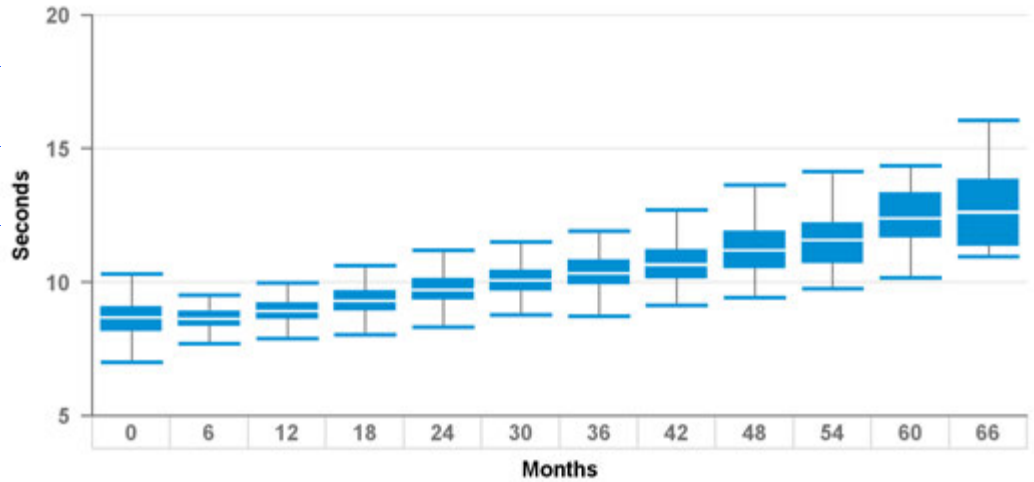
Model Number	Brand
D274DRG	Virtuoso II DR
D294DRG	Virtuoso II DR



ICD and CRT-D Charge Time Performance

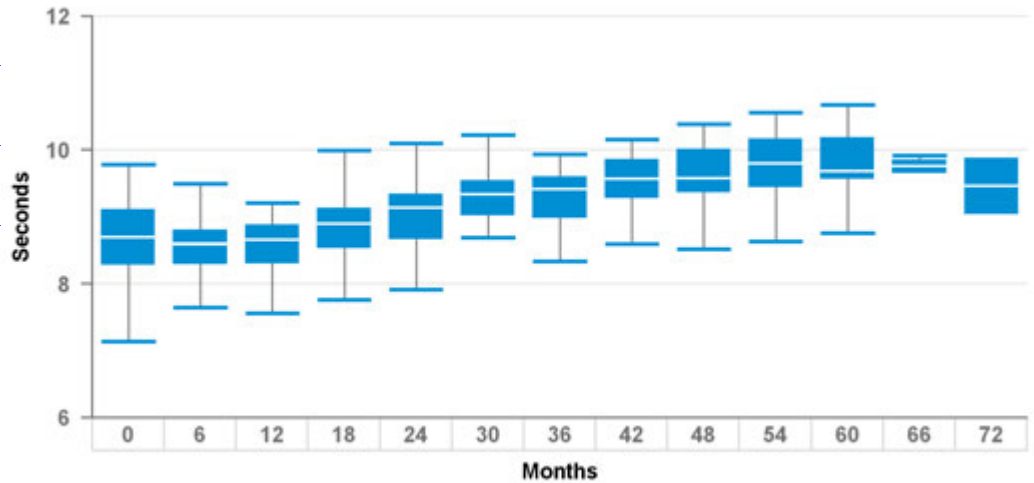
D274TRK, D294TRK Charge Time

Model Number	Brand
D274TRK	Concerto II CRT-D
D294TRK	Concerto II CRT-D



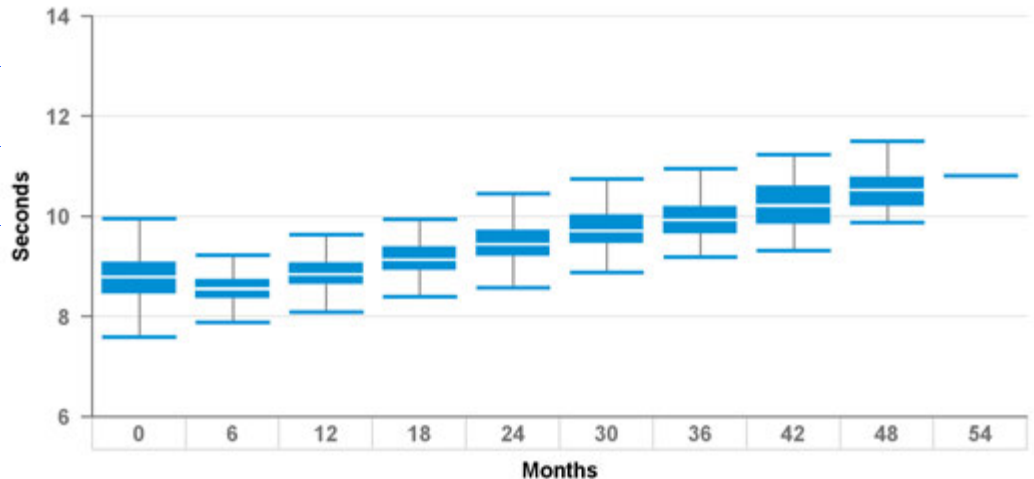
D274VRC, D294VRC Charge Time

Model Number	Brand
D274VRC	Virtuoso II VR
D294VRC	Virtuoso II VR



D314DRx Charge Time

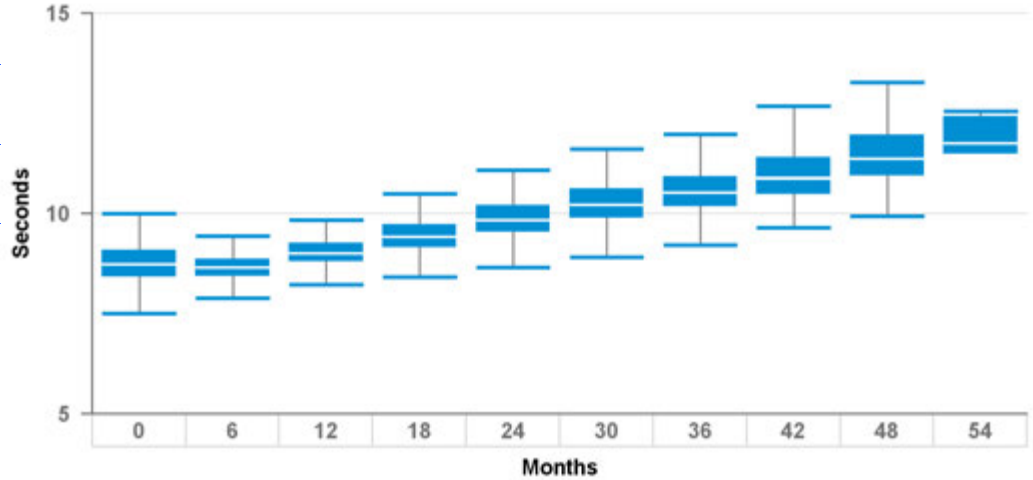
Model Number	Brand
D314DRG	Protecta XT DR
D314DRM	Protecta XT DR



ICD and CRT-D Charge Time Performance

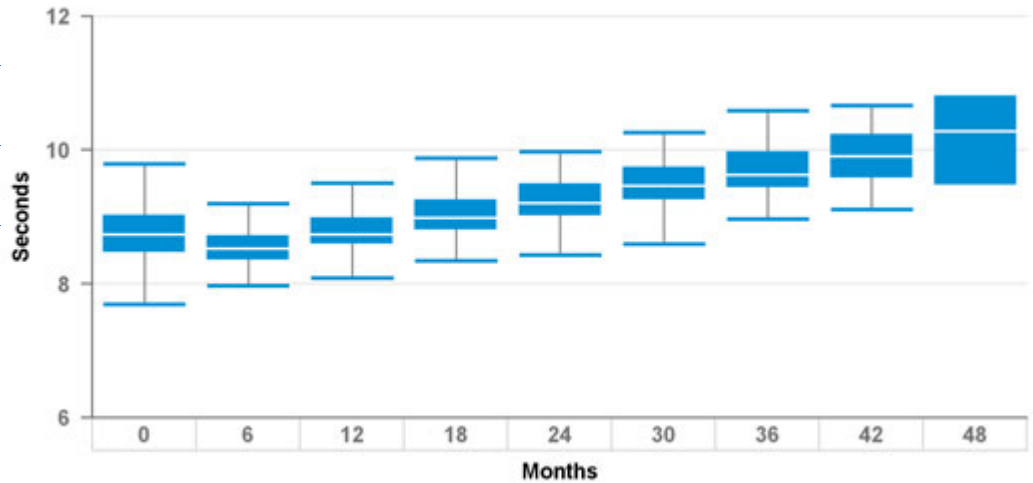
D314TRx Charge Time

Model Number	Brand
D314TRG	Protecta XT CRT-D
D314TRM	Protecta XT CRT-D



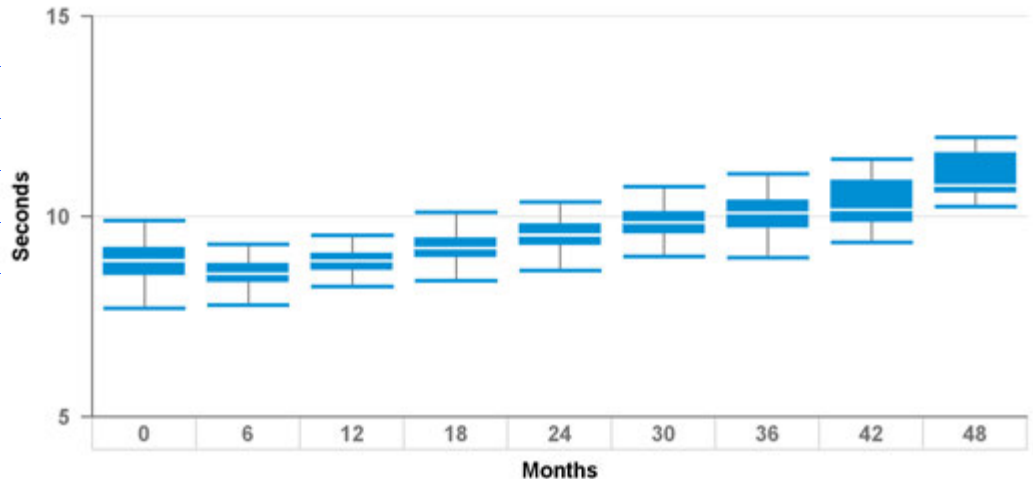
D314VRx Charge Time

Model Number	Brand
D314VRG	Protecta XT VR
D314VRM	Protecta XT VR



D334DRx, D364DRx Charge Time

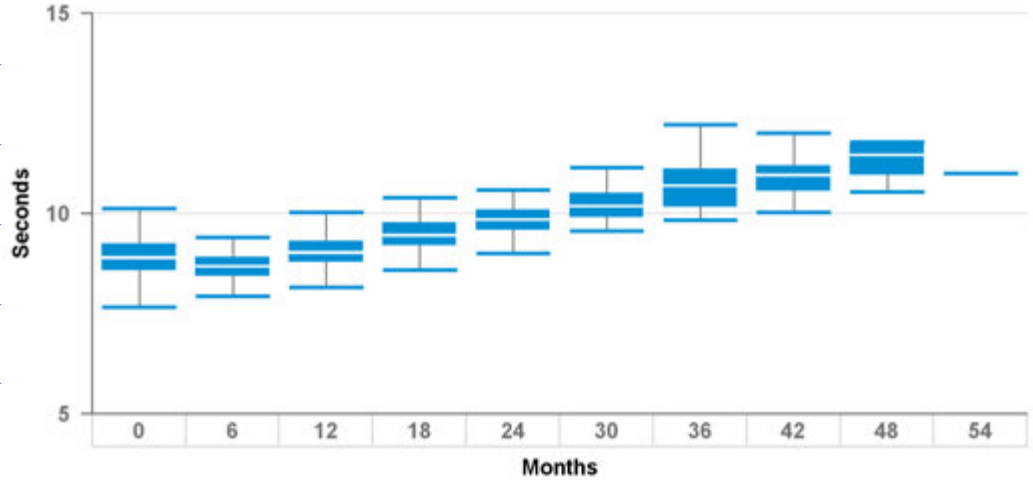
Model Number	Brand
D334DRG	Protecta DR
D334DRM	Protecta DR
D364DRG	Protecta DR
D364DRM	Protecta DR



ICD and CRT-D Charge Time Performance

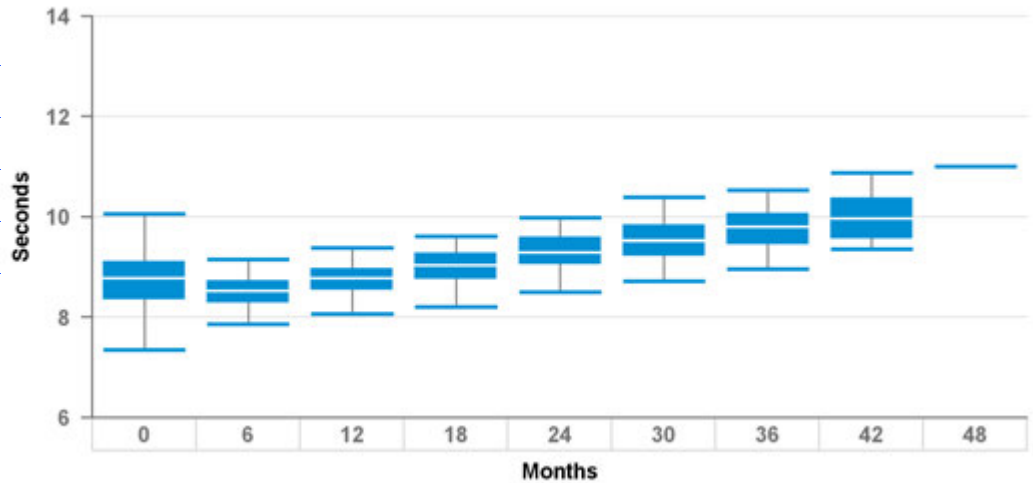
D334TRx, D364TRx Charge Time

Model Number	Brand
D334TRG	Protecta CRT-D
D334TRM	Protecta CRT-D
D364TRG	Protecta CRT-D
D364TRM	Protecta CRT-D



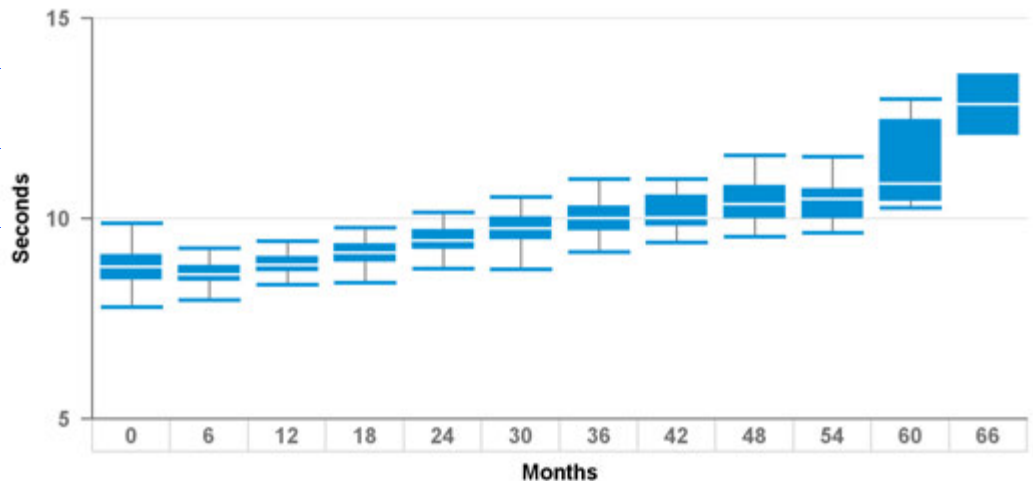
D334VRx, D364VRx Charge Time

Model Number	Brand
D334VRG	Protecta VR
D334VRM	Protecta VR
D364VRG	Protecta VR
D364VRM	Protecta VR



D354DRx Charge Time

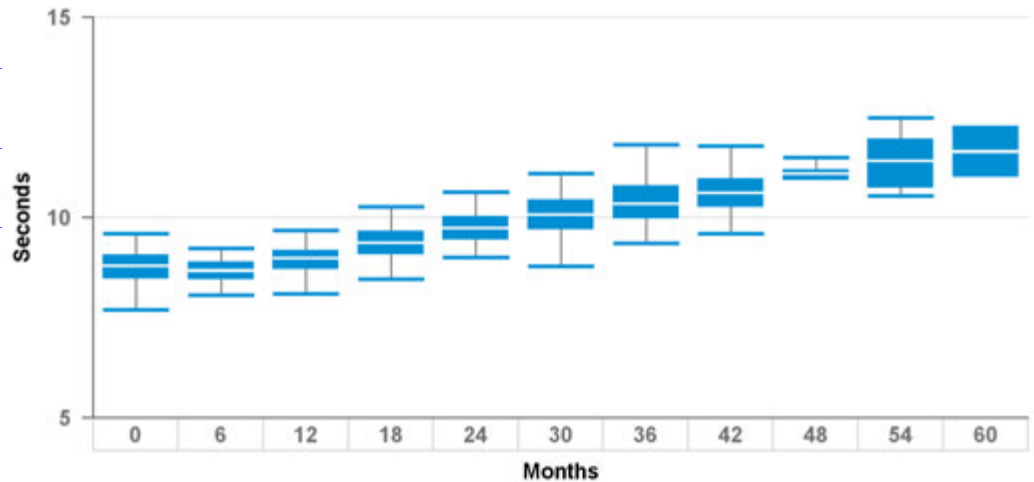
Model Number	Brand
D354DRG	Protecta XT DR
D354DRM	Protecta XT DR



ICD and CRT-D Charge Time Performance

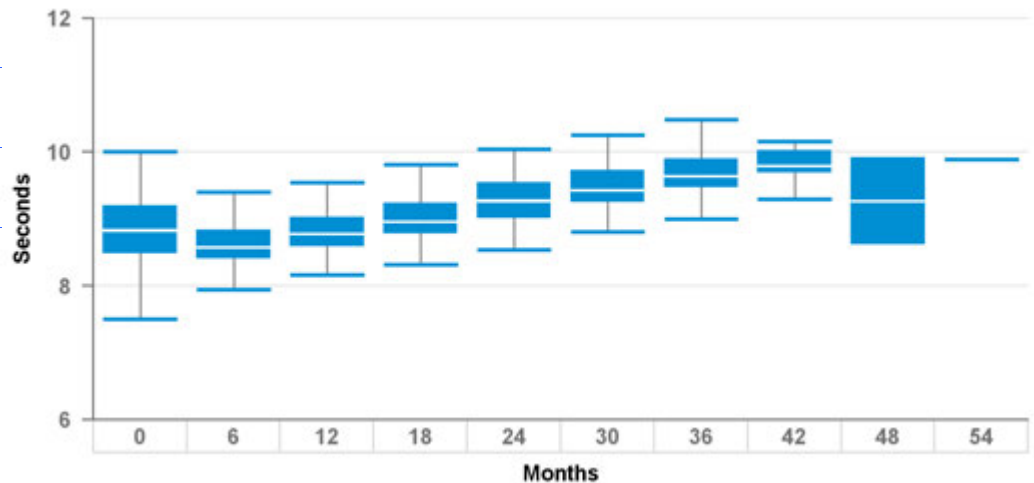
D354TRx Charge Time

Model Number	Brand
D354TRG	Protecta XT CRT-D
D354TRM	Protecta XT CRT-D



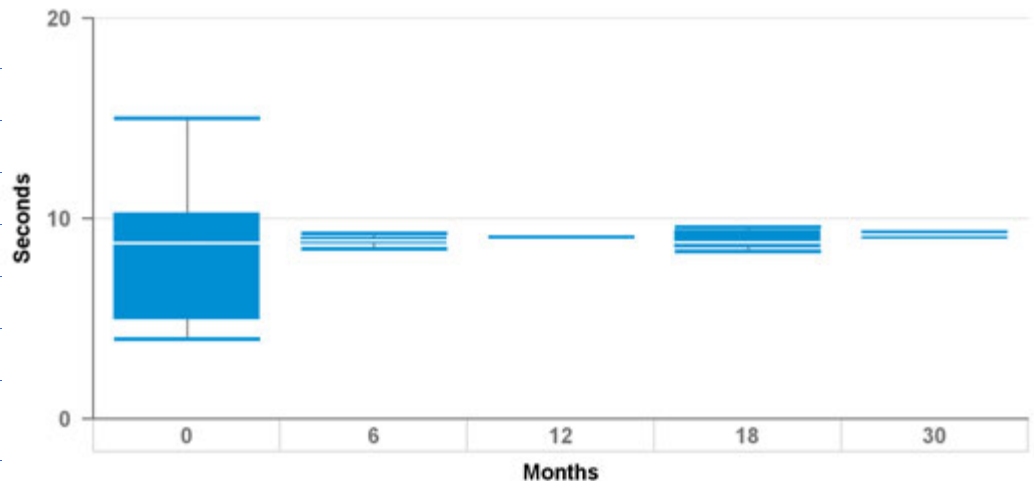
D354VRx Charge Time

Model Number	Brand
D354VRG	Protecta XT VR
D354VRM	Protecta XT VR



DDxxxx, DR Charge Time

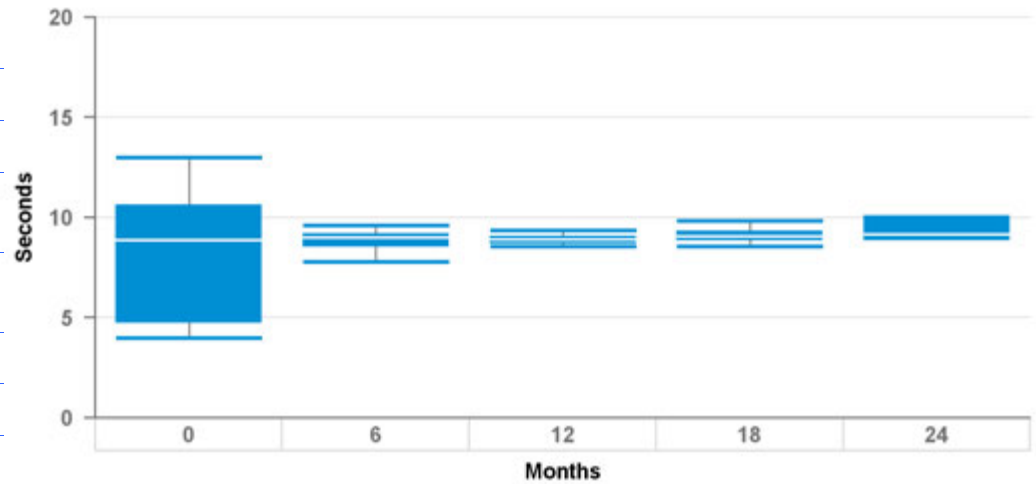
Model Number	Brand
DDBB1D1	Evera XT
DDBB1D4	Evera XT
DDBB2D1	Evera XT
DDBB2D4	Evera XT
DDBC3D1	Evera S
DDBC3D4	Evera S
DDMB1D4	Evera MRI XT
DDMB2D4	Evera MRI XT
DDMC3D4	Evera MRI



ICD and CRT-D Charge Time Performance

DTVxxxx, CRT-D Charge Time

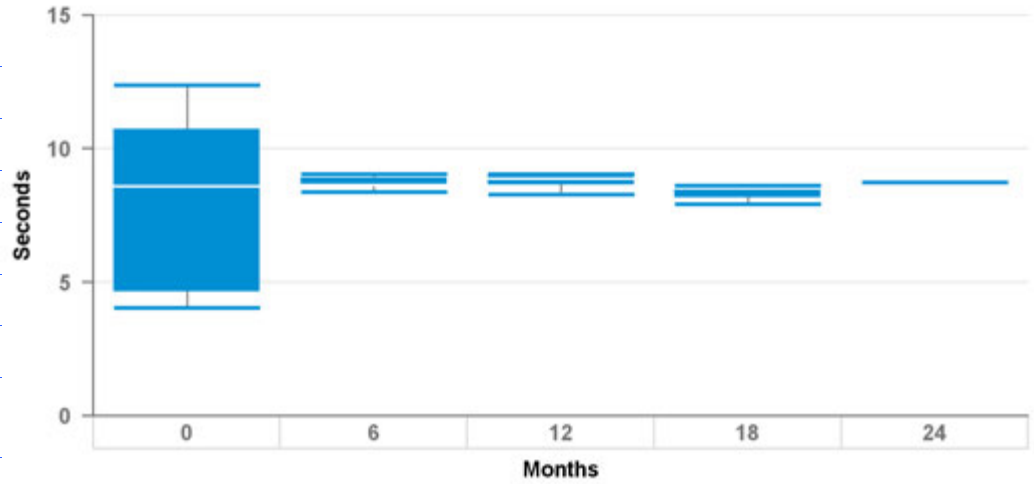
Model Number	Brand
DTBA1D1	Viva XT
DTBA1D4	Viva XT
DTBA1Q1	Viva Quad XT
DTBA1QQ	Viva Quad XT
DTBA2D1	Viva XT
DTBA2D4	Viva XT
DTBA2Q1	Viva Quad XT
DTBA2QQ	Viva Quad XT
DTBB1D1	Viva S
DTBB1D4	Viva S
DTBB1Q1	Viva Quad S
DTBB1QQ	Viva Quad S
DTBB2D1	Viva S
DTBB2D4	Viva S
DTBB2QQ	Viva Quad S
DTBC2D1	Brava
DTBC2D4	Brava
DTBC2Q1	Brava Quad
DTBC2QQ	Brava Quad
DTBX1QQ	Viva Quad C
DTBX2QQ	Viva Quad C



ICD and CRT-D Charge Time Performance

DVxxxx, VR Charge Time

Model Number	Brand
DVBB1D1	Evera XT
DVBB1D4	Evera XT
DVBB2D1	Evera XT
DVBB2D4	Evera XT
DVBC3D1	Evera S
DVBC3D4	Evera S
DVMB1D4	Evera MRI XT
DVMB2D4	Evera MRI XT
DVMC3D4	Evera MRI S



Advisories

Premature RRT alert in some LINQ devices

Reveal LINQ™ Model LNQ11

Original Date of Advisory: February 2016

Product

All Reveal LINQ™ Insertable Cardiac Monitor (ICM)

Advisory

Medtronic has identified an issue with the sensitivity of an algorithm used in the Reveal LINQ ICM that may prematurely trigger the Recommended Replacement Time (RRT) alert in some devices. As of February 12, 2016, Medtronic has observed an occurrence rate of 0.45% of devices experiencing this issue. Battery capacity is not affected and the device will continue to support data collection and manual data transmissions. As stated in Reveal LINQ labeling, the typical device will experience an average of 3 years longevity (refer to the device labelling for the corresponding use conditions). As part of the normal behavior of the device, 30 days after RRT status is reached, Reveal LINQ devices will display an End of Service (EOS) status at which time the device disables automatic wireless alerts and transmissions. Thereafter, patients will still be able to send remote manual transmissions allowing clinics to receive alerts and stored device data. Due to the design of the RRT algorithm, devices are not susceptible to this issue until 200 days (6.5 months) post-implant. As of February 12, 2016 the earliest reported occurrence of RRT is 7.3 months post-implant, with median implant to RRT duration of 16.5 months.

Medtronic has submitted for regulatory approval a software update to prevent and correct this issue in the field. For those devices that have experienced this issue, the update will reset RRT & EOS status as well as re-enable wireless transmissions. Further information will be communicated once it becomes available. If Reveal LINQ device software is not updated, Medtronic projects that a small percentage of the total patient population (approximately 4%) may experience this issue with their device.

Patient Management Recommendations (As of March 2016)

In consultation with our Independent Physician Quality Panel (IPQP), the following patient management guidance is provided:

- Prophylactic device replacement is not recommended and clinicians may continue to monitor Reveal LINQ patients per their clinic's normal practice for devices that have not triggered an RRT alert.
- After premature RRT alert has been confirmed (directions for confirmation are noted below) and EOS status is displayed, options to continue ongoing monitoring include requesting remote manual transmissions or bringing the patient in for a programmer interrogation until the software update is made available.
- Explant of devices that have experienced a premature RRT alert is not recommended unless the clinician determines that the loss of daily wireless transmissions outweighs the potential complications associated with device replacement.

For assistance with determining if an RRT alert is due to the algorithm sensitivity issue, contact Medtronic Diagnostics Technical Services at 800-929-4043.

- To assess battery voltage status and provide a remaining-longevity estimate, Medtronic Diagnostic Technical Services will require a manual transmission file (obtained via the CareLink® Network or a 2090 Programmer).

Advisories

Potential High Battery Impedance

InSync® III Model 8042

Original Date of Advisory: November 2015

Product

All InSync® III Model 8042 Pacemakers

Advisory

Medtronic has identified an issue related to long-term battery performance. Through 27 October 2015, Medtronic has confirmed 30 devices (0.03%) worldwide have been impacted by this issue, for which the root cause is unexpected high battery impedance.

Unexpected high battery impedance can result in the battery's inability to supply sufficient electrical current, impacting device function. Twelve (12) of the 30 devices had reports of unexpected loss of pacing capture. The other 18 devices experienced some form of erratic behavior, including early elective replacement indication (ERI), significant fluctuations in remaining longevity estimates, and inaccurate lead impedances. Through 27 October 2015, events associated with this issue have occurred in devices with implant durations of 53 months or more. Medtronic has received one report of a patient death, where it is possible, but unconfirmed, that this issue was a contributing factor.

If pacing capture is compromised, some patients may experience a return of heart failure symptoms due to loss of biventricular pacing. In cases involving pacemaker-dependent patients, a loss of pacing capture could result in serious injury or death.

The Physician Letter for this issue is available at <http://www.medtronic.com/insync-iii-crt-p>

Patient Management Recommendations (As of November 2015)

We realize that each patient requires unique clinical consideration. After consultation with Medtronic's Independent Physician Quality Panel (IPQP), Medtronic offers the following recommendations for patients with an InSync III CRT-pacemaker:

- Prophylactic device replacement in non-pacemaker-dependent patients is not recommended.
- For pacemaker-dependent patients, physicians should carefully weigh the risks and benefits of device replacement to mitigate this issue on an individual patient basis
 - The estimated per patient mortality risk of this issue (0.007% to 0.02%) is comparable to the estimated per patient mortality risk of complications associated with an incremental, early device replacement (0.005%).
- Continue routine patient follow up in accordance with standard practice, and advise patients to seek medical attention immediately if they experience new or unexpected symptoms.

Status Update

As of March 10, 2016, approximately 16,800 devices remain active worldwide, from an original implant population of 96,800. In the United States, just over 6,900 active devices remain. Our modeling predicts an estimated failure rate between 0.16% and 0.6% for the remaining active devices. Due to the unpredictable nature of this issue, it is not possible to identify which devices might fail or when they might fail. The issue cannot be mitigated by programming changes or increasing patient follow-up frequency. InSync III CRT-pacemakers are no longer distributed.

Advisories

Initial Affected Population	Number of Confirmed Advisory Related Events	Estimated Remaining Active Population	Current Malfunction Rate (confirmed malfunctions over total population)
96,800 Worldwide (39,900) United States)	57 Worldwide (35 United States)	16,800 Worldwide (6,800) United States)	0.06% Worldwide (0.09%) United States)

Advisories

Potential Loss Of Device Hermeticity

Consulta® CRT-P and Syncra® CRT-P

OriginalDateof Advisory: June 2013

Product

Consulta® CRT-P and Syncra® CRT-P. Go to <http://wwwp.medtronic.com/productperformance/> to determine if a specific device is affected.

Advisory

Medtronic has identified an issue with a connector bracket weld on a subset of Consulta CRT-P models and Syncra CRT-P devices manufactured between April 1 and May 13, 2013. This type of connector bracket weld is unique to Consulta and Syncra CRT-P devices and no other Medtronic device models are affected.

An out-of-specification weld could result in a loss of device hermeticity and compromised device functionality. **There have been no reported or confirmed device failures or patient injuries.** Medtronic estimates the rate of out-of-specification welds to be 1-2% in this subset of devices.

Non-implanted devices from this subset have been recalled to Medtronic for re-inspection with additional controls to ensure that the weld meets specification. In June 2013, Medtronic communicated to impacted physicians that up to 779 devices worldwide (43 in the U.S.) may have been implanted from this subset. The Physician Letter is available at <http://www.medtronic.com/for-healthcare-professionals/consulta-syncracrt-p/index.htm>

Patient Management Recommendations (As of June 2013)

As a result of on-going investigation and consultation with Medtronic's Independent Physician Quality Panel, Medtronic offers the following patient management recommendations:

- Physicians should advise their patients to seek medical attention immediately if they experience a return of symptoms related to bradycardia or heart failure.
- If considering prophylactic device replacement for pacemaker-dependent patients with a device in the identified subset, physicians should carefully assess individual patient circumstances against the known risk of a device replacement.
- Physicians should continue routine follow up in accordance with standard practice

Status Update

As of March 10, 2016, **there have been no reported or confirmed device failures or patient injuries.**

Initial Affected Population	Number of Confirmed Advisory Related Events	Estimated Remaining Active Population	Current Malfunction Rate (confirmed malfunctions over total population)
Up to 779 Worldwide (44 United States)	0 Worldwide (0 United States)	187 Worldwide (34 United States)	0% Worldwide (0% United States)

Advisories

Potential Rapid Battery Depletion

EnTrust® VR/DR/AT ICDs

Original Date of Advisory: March 2012

Product

All EnTrust ICDs.

Advisory

A small percentage of EnTrust ICDs may not meet expected longevity or provide at least three months of device operation between the Elective Replacement Indicator (ERI) and End of Life (EOL) due to a more-rapid-than-expected drop in battery voltage. No patient deaths or serious injuries have been reported as a result of this issue.

The reported events have involved a drop in battery voltage from ~3.0 V to ERI (2.61 V) over a time period ranging from approximately one week to six months. All reported events have occurred at least 30 months after implant.

Medtronic has identified the cause of these occurrences to be an internal battery short that develops as the battery capacity is consumed. The Physician Letter is available at <http://www.medtronic.com/product-advisories/entrust/physician/index.htm>

Patient Management Recommendations (As of March 2012)

After consultation with Medtronic's Independent Physician Quality Panel, Medtronic offers the following patient management recommendations:

- Physicians should continue routine follow-up sessions at least every three months in accordance with product labeling.
- Physicians should program the audible patient alerts for "Low Battery Voltage ERI" and "Excessive Charge Time EOL" to ON.
- Physicians should replace devices promptly after they reach ERI if the decline in voltage is more rapid than expected.
- Prophylactic replacement of EnTrust ICDs is not recommended.

Status Update

As of March 10, 2016, there have been 95 confirmed events. No patient deaths have been reported due to this issue. No reports have been made of a failure to deliver high voltage therapy.

Initial Affected Population	Number of Confirmed Advisory Related Events	Estimated Remaining Active Population	Current Malfunction Rate (confirmed malfunctions over total population)
69,200 Worldwide (44,300 United States)	95 Worldwide (74 United States)	8,400 Worldwide (5,400 United States)	0.13% Worldwide (0.16% United States)

Advisories

Low Battery Voltage Displayed at Device Interrogation

EnRhythm and EnRhythm MRI Pacemakers

Original Date of Advisory: February 2010

Product

All EnRhythm and EnRhythm MRI pacemakers.

Original Advisory Information (February 2010)

Two specific battery issues with EnRhythm pacemakers were identified. The risks to patients for both issue have been addressed by a Medtronic software update. The Physician Letter is available at <http://www.medtronic.com/enrhythm-advisory/physician.html>

First Issue

In February 2010, Medtronic had received 62 reports (out of approximately 110,000 devices worldwide) indicating that the battery voltage at device interrogation was lower than the battery voltage that is tracked by the device to provide data for the elective replacement indicator (ERI) notification.

Medtronic's investigation found that none of these reports resulted in loss of therapy. Importantly, the original ERI notification, which uses the nightly battery voltage measurement, was unaffected and accurate. Medtronic identified the root cause as higher than expected battery impedance.

Medtronic's internal testing showed there was no current risk for compromised therapy delivery. If the software update referenced above is not implemented, there will be a potential risk of loss of device functionality in a small percent (less than 0.08% 6 years post-implant) of devices. The software update obviates this risk.

Second Issue

Through internal accelerated testing, Medtronic identified a second issue that projects battery voltage could decrease sooner than expected due to a slightly increased rate of lithium depletion near end of device life. This issue has not been clinically observed and is not expected to occur until approximately 9 years post-implant. If the software update referenced above is not implemented, there may be a potential risk for loss of therapy at or near ERI in a small number of devices. The software eliminates this issue by changing ERI criteria.

Software Update (As of October 2010)

The battery issues described above and subsequent software update are summarized in the table below. When a device receives the software update, if battery impedance is greater than the new ERI threshold ERI will be triggered shortly thereafter. Therefore, clinicians may observe an ERI/EOL indicator at the next patient follow-up. When ERI is triggered by battery impedance, additional battery capacity remains and can support device function at ERI parameters for at least one year. Medtronic is not aware of any reports of loss of therapy due to this issue.

As a reminder, when ERI is triggered, EnRhythm devices revert to VVI pacing at 65 ppm at the programmed output settings. EOL is declared 90 days after ERI or at a battery voltage of 2.69V, whichever comes sooner.

Advisories

Battery Issue	Software Update
Battery voltage could decrease sooner than expected due to a slightly increased rate of lithium depletion	Changed ERI battery voltage threshold from 2.59V to 2.81V to ensure 90 days of therapy from ERI to EOL
Higher than expected battery impedance	<p>Added a secondary ERI trigger based on battery impedance. This new criteria will identify devices with increased battery impedance before device performance is impacted.</p> <p>If triggered, displayed battery voltage is reset to 2.81 V to ensure alignment with ERI battery voltage threshold</p>

Updated Performance Information (as of August 2011)

We now have access to battery impedance and ERI performance on more than 5000 EnRhythm devices that have received the EnRhythm software update. Our modeling based on these data shows that approximately 6-10% of devices will reach ERI within 5 years post-implant. Consistent with our previous communications, we continue to expect average device longevity to be reduced by approximately 10-15%, with the expected average longevity remaining at 8.5 to 10.5 years, depending on device settings.¹

Updated Patient Management Recommendations (as of August 2011)

After consultation with Medtronic's Independent Physician Quality Panel, we recommend:

- Performing a device follow-up within 90 days after the software download to identify devices that triggered ERI shortly after the software update. Subsequent follow up can be performed per standard practice. During programmer interrogation of a device at ERI, there is a slight possibility a transient drop in pacing amplitude could occur. If this is noted, either remove the programmer head or temporarily program to a higher output voltage.
- If an unanticipated ERI/EOL is declared, it is likely due to battery impedance. In such cases, additional battery capacity remains and can support device function at ERI parameters for at least one year. However, when ERI or EOL (typically 90 days after ERI) declaration is seen, schedule device replacement.

Status Update

First Issue

Included in the August 2011 Performance Update was information about the projected percentage of devices that would encounter an early ERI due to unexpected high battery impedance. As of March 10, 2016, the percentage of devices that encountered ERI due to battery impedance has not exceeded the rate of 6-10% within 5 years of post-implant as communicated with our August 2011 Performance Update. Only devices using the updated software can trigger ERI due to impedance.

Initial Affected Population	Number of Confirmed ERIs due to impedance	Number of Confirmed ERIs due to impedance within 5 years post-implant	Estimated ERI rate due to impedance within 5 years post-implant ²	Confirmed events of loss of therapy due to battery impedance	Estimated Remaining Active Population
All EnRhythm pacemakers (146,500 Worldwide)	16,080 Worldwide	5,507	6.1%	0	45,300 Worldwide

Advisories

Second Issue

Initial Affected Population	Number of Events of Loss of Therapy Due to Increased Rate of Lithium Depletion	Estimated Remaining Active Population
All EnRhythm pacemakers (146,500 Worldwide)	0 Worldwide	45,300 Worldwide

¹The 8.5 year estimate represents a high use scenario (DDD, 100% pacing in atrium and ventricle with 3.0 V output in both chambers). The 10.5 year estimate represents a typical use scenario for a sinus node dysfunction patient with the MVP function ON (AAI(R) <=> DDD(R), 50% pacing in atrium and 5% pacing in ventricle with 3.0 V output in both chambers). Projections are based on modeling and not actual field returns, due to limited availability of implant experience beyond 6 years. Field performance will continue to be monitored and modeling updated to reflect actual data.

²Accounts for underreporting of impedance ERIs based on the fraction of replaced devices in the U.S. registration system that are subsequently returned.

Advisories

Potential Separation of Interconnect Wires (2009)

Kappa 600/700/900 and Sigma 100/200/300 Pacemakers

Original Date of Advisory: May 2009

Product

A specific subset of Kappa and Sigma series pacemakers may fail due to separation of interconnect wires from the hybrid circuit. You may use the "Search for Device Information" tool at <http://wwwp.medtronic.com/productperformance/> to determine if a specific device is affected. The Physician Letter is available at <http://www.medtronic.com/kappasigma/physician.html>

Advisory Population

Specific subsets of Kappa and Sigma series pacemakers may fail at a higher than expected rate due to separation of wires that connect the electronic circuit to other pacemaker components (e.g., battery, connector). This may present clinically as loss of rate response, premature battery depletion, loss of telemetry, or no output.

Some patients, whose devices experience a wire separation resulting in a loss of pacing output, will experience a return of bradycardia symptoms (e.g., fainting or lightheadedness). In rare cases involving pacemaker dependent patients, loss of pacing output may result in death or serious injury.

Since 1997, there have been over 1.7 million Kappa and Sigma devices implanted worldwide. At the time of the original advisory communication, an estimated 15,200 Kappa and 6,100 Sigma devices affected by the advisory remained implanted and active. These devices were manufactured primarily between November 2000 and November 2002. Most of these devices have been implanted in patients for five years or longer and may be nearing normal elective replacement time.

There is no provocative testing that can predict which specific devices may fail, and no device programming can mitigate this issue if it occurs.

Patient Management Recommendations

We realize that each patient requires unique clinical consideration and we support your judgment in caring for your patients. After consultation with Medtronic's Independent Physician Quality Panel, Medtronic offers the following recommendations for patients:

- Physicians should advise their patients to seek medical attention immediately if they experience symptoms (e.g., fainting or lightheadedness).
- Physicians should consider device replacement for patients who are both pacemaker dependent and who have been implanted with a device in the affected subsets. Medtronic will offer a supplemental device warranty if the device is not already at elective replacement time.
- Physicians should continue routine follow-up in accordance with standard practice for those patients who are not pacemaker dependent.

Status Update

Advisory Population

Patient management recommendations remain unchanged. As of March 10, 2016, Medtronic has observed 459 Kappa devices and 313 Sigma devices with this failure mechanism from the Kappa and new Sigma device subsets. This represents 0.79% (Kappa) and 2.1% (Sigma) of the original affected implant population.

Advisories

Four hundred twenty-two (422) of the Kappa devices (0.72%) and 245 of the Sigma devices (1.6%) were returned with information indicating a problem with the patient's pacing system prior to explant. The remaining 37 Kappa devices (0.06%) and 68 Sigma devices (0.45%) were returned with no information indicating a potential malfunction while implanted or with insufficient information to determine the state of the device at explant. Lacking definite information indicating proper operation until explant, these remaining devices are conservatively categorized as having experienced interconnect wire separation while implanted.

As of May 2009, our modeling predicts failure rates due to this issue of 1.1% (Kappa) and 4.8% (Sigma) over the remaining lifetime of those pacemakers still in service at that time.

Out of the initial advisory population of 58,300 Kappa devices and 14,900 Sigma devices worldwide, none of the Kappa devices and less than 100 Sigma devices remain implanted worldwide.

Continued Vigilance

Included in the advisory communication was information about an additional subset of Kappa devices where we have observed a much lower rate of occurrence of this issue. We estimate that none of these devices remain active.

Initial Affected Population	Number of Confirmed Advisory Related Events	Estimated Remaining Active Population	Current Malfunction Rate (confirmed malfunctions over total population)	Predicted Malfunction Rate Over the Remaining Life of the Devices Still Implanted
Kappa Pacemakers				
58,300 Implanted Worldwide (est.) (17,600 United States)	422 Worldwide (222 United States) with information indicating a clinical presentation. An additional 37 worldwide (25 US) without information indicating a clinical presentation or with insufficient information to determine the state of the device at explant.	No active population remains	0.70% Worldwide (1.19% United States)	No active population remains
Sigma Pacemakers				
14,900 Implanted Worldwide (est.) (3,700 United States)	245 Worldwide (54 United States) with information indicating a clinical presentation. An additional 68 worldwide (17 US) without information indicating a clinical presentation or with insufficient information to determine the state of the device at explant.	less than 100 Worldwide	1.6% Worldwide (1.4% United States)	4.8%

Advisories

Potential Conductor Wire Fracture

6930, 6931, 6948, 6949 Sprint Fidelis Defibrillation Leads

Original Date of Advisory: October 2007

Product

All Model 6930, 6931, 6948, and 6949 implantable defibrillation leads.

Advisory

There are two primary locations where chronic conductor fractures have occurred on Sprint Fidelis leads: 1) the distal portion of the lead, affecting the anode (ring electrode) and 2) near the anchoring sleeve tie-down, predominantly affecting the cathode (helix tip electrode), and occasionally the high voltage conductor. These two locations account for approximately 90% of the chronic fractures identified in Returned Product Analysis (RPA). The remaining 10% of chronic fractures occurred in the DF-1 connector leg and the proximal portion of the RV coil. High voltage conductor fractures could result in the inability to deliver defibrillation therapy. Anode or cathode conductor fractures (at either location) may present clinically as increased impedance, oversensing, increased interval counts, multiple inappropriate shocks, and/or loss of pacing output.

Patient Management Recommendations (Updated April 2011)

The Lead Integrity Alert (LIA) provides three days advance notice prior to inappropriate therapy to 76% of patients with lead fractures¹. As a result, we strongly recommend that all Sprint Fidelis patients who have the ability to upgrade to Lead Integrity Alert do so promptly. Also ensure that high voltage lead impedance alerts (maximum of 100 ohms) are programmed. When a lead fracture is suspected or confirmed, immediate patient attention is strongly recommended. Physicians should inform their patients to seek medical attention without delay if they experience unexpected shocks.

- **If a Fidelis lead fracture of any type has occurred, we recommend implanting a new high voltage lead with or without extraction of the Fidelis lead.**
- In patients with normal device function and no manifestation of lead fracture, no action is recommended. The risk of prophylactic intervention appears to be greater than serious injury resulting from lead fracture even for pacemaker dependent patients, except in select individual patient circumstances as determined by the physician.
- In the event of a device change-out or upgrade procedure, with no manifestation of lead fracture, consider the patient age and lead model data above, as well as patient life expectancy, co-morbidities, ease of extraction related to implant time, patient preference, etc., for the following options:
 - Leave a properly performing lead intact.
 - Implant a new ICD lead without extraction of the existing lead.
 - Carefully consider all factors before prophylactic placement of a pace-sense lead. Data shows an increased risk of high voltage conductor fracture if a pace-sense conductor fracture has previously occurred. This data is available at www.medtronic.com/fidelis
 - Individual patient circumstances may warrant extracting and implanting a new ICD lead. If warranted, Medtronic's Independent Physician Quality Panel recommends the lead extraction procedure be performed by a physician with extensive lead extraction experience.²

Advisories

Status Update

As of March 10, 2016, of the initial implant population of 205,600 in the United States, approximately 60,700 remain implanted. According to Product Surveillance Registry results, lead survival is estimated to be 78.9% (+4.3/-4.0%) at 102 months. As the implanted population ages and the sample size increases for each time interval, the accuracy of the estimated survival probability will increase as shown by tighter confidence intervals.

Initial Affected Population	Number of Confirmed Advisory Related Events	Estimated Remaining Active Population	Additional information about the Sprint Fidelis lead is available at www.medtronic.com/fidelis .
279,500 Worldwide (205,600 United States)	6,684 Worldwide (4,795 United States)	82,800 Worldwide (60,700 United States)	

Footnotes:

1: Swerdlow C, Gunderson, B, et al. "Downloadable Algorithm to Reduce Inappropriate Shocks Caused by Fractures of Implantable Cardioverter-Defibrillator Leads", Circulation, November 2008, 118: 2122-2129.

2: "Transvenous Lead Extraction: Heart Rhythm Society Expert Consensus on Facilities, Training, Indications, and Patient Management", Heart Rhythm, Vol 6, No 7, July 2009.

Advisories

Potential Separation of Interconnect Wires (2005)

Sigma Implantable Pulse Generators

Original Date of Advisory: November 2005

Product

A specific subset of Sigma series pacemakers may fail due to separation of interconnect wires from the hybrid circuit. You may use the "Search for Device Information" tool at <http://wwwp.medtronic.com/productperformance/> to determine if a specific device is affected.

Advisory

This subset of Sigma series pacemakers that may fail due to separation of interconnect wires from the hybrid circuit may present clinically as loss of rate response, premature battery depletion, intermittent or total loss of telemetry, or no output.

Separation of redundant interconnect wires has been observed on hybrid terminal blocks. Device failure occurs only where both interconnect wires separate from a hybrid terminal block. In October 2005, testing and analysis identified the root cause of these failures and the affected population. Hybrid circuits used in this subset of devices were cleaned during manufacturing with a particular cleaning solvent that could potentially reduce the strength of the interconnect wire bond over time.

No provocative testing can predict which devices may fail.

Patient Management Recommendations

Recommendation for the management of patients who have pacemakers affected by this advisory were changed in May 2009. Current recommendations are:

We realize that each patient requires unique clinical consideration and we support your judgment in caring for your patients. After consultation with Medtronic's Independent Physician Quality Panel, Medtronic offers the following recommendations for patients in the 2005 Sigma advisory:

- Physicians should advise their patients to seek medical attention immediately if they experience symptoms (e.g., fainting or lightheadedness).
- Physicians should consider device replacement for patients who are both pacemaker dependent and who have been implanted with a device in the affected subsets. Medtronic will offer a supplemental device warranty if the device is not already at elective replacement time.
- Physicians should continue routine follow-up in accordance with standard practice for those patients who are not pacemaker dependent.

Status Update

Patient management recommendations remain unchanged. As of March 10, 2016, 845 devices out of approximately 40,000 devices worldwide have been confirmed as having experienced interconnect wire separation.

Four hundred seventy-nine (479) of the Sigma devices (1.1%) were returned with information indicating a problem with the patient's pacing system prior to explant. The remaining 366 Sigma devices (0.90%) were returned with no information indicating a potential malfunction while implanted or with insufficient information to determine the state of the device at explant. Lacking definite information indicating proper operation until explant, these remaining devices are conservatively categorized as having experienced interconnect wire separation while implanted.

Advisories

Our original modeling predicted a failure rate from 0.17% to 0.30% over the remaining lifetime of these pacemakers. However, as of May 2009 updated modeling now predicts a failure rate of 3.9% over the remaining device life of those devices still in service at that time.

Out of the initial advisory population of 40,000 worldwide, approximately 2,400 remain implanted. Approximately 600 of these are in the United States.

Initial Affected Population	Number of Confirmed Advisory Related Events	Estimated Remaining Active Population	Current Malfunction Rate (confirmed malfunctions over total population)	Predicted Malfunction Rate Over the Remaining Life of the Devices Still Implanted
40,000 Implanted Worldwide (est.) (9,900 United States)	479 Worldwide (96 United States) with information indicating a clinical presentation. An additional 366 Worldwide (67 US) without information indicating a clinical presentation or with insufficient information to determine the state of the device at explant.	2,400 Worldwide (600 United States)	1.1% Worldwide (1.0% United States)	3.9%

Performance Notes

Dual Chamber Pacemakers with Measurement Lock-up ERI Kappa 600, 700, 800, 900, EnPulse, Adapta, Versa, Sensia, Relia, and Vitatron Models E50A1, E60A1, and G70A1

Purpose of this Information

This Performance Note describes a rare measurement lock-up issue that impacts the Medtronic dual chamber pacemakers listed above. If this measurement lock-up occurs, the device will trigger a false Elective Replacement Indicator (ERI). A reset is available to clear this condition and there is no need to explant the device. This issue does not impact battery longevity.

Background

If this rare measurement lock-up occurs in the pacemaker, it causes the device to read a value of zero for battery voltage. After four measurements of zero, the device will trigger ERI and revert to a VVI pacing mode at 65 bpm. There is no loss of ventricular pacing and the output voltage will remain the same.

Programmer Software Reset Method (Adapta, Versa, Sensia, Relia, Vitatron Series E and G)

Programmer software is available which can differentiate a regular ERI and an ERI caused by the measurement lock-up issue. Upon interrogation of a device with the measurement lock-up ERI, the programmer software

Example 1 – Programmer Software Detects Measurement Lock-up ERI



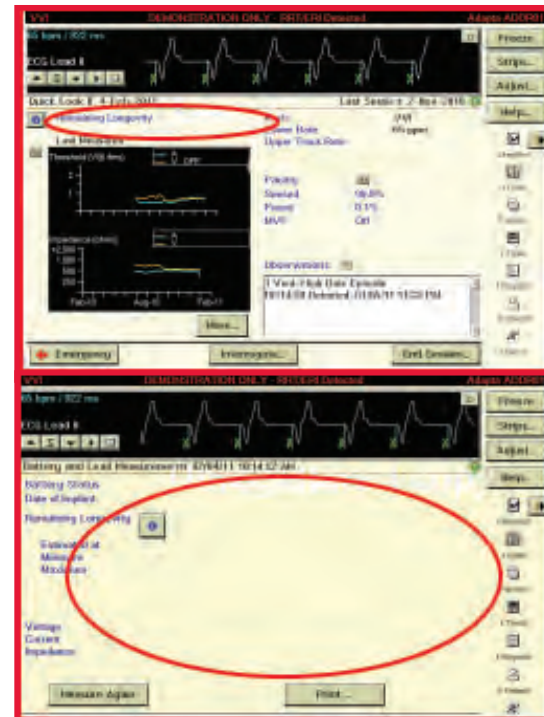
recognizes the issue and guides the clinician to clear the ERI (Example 1). Following an ERI reset, the device parameters should be reviewed and reprogrammed to clinician specifications.

Reset Method for Kappa and EnPulse

A service tool continues to be available through Medtronic Technical Services to clear the measurement lock-up issue for Kappa and EnPulse devices.

The issue can be identified using the programmer or via CareLink transmission; the battery voltage measurements and remaining longevity will appear as blank values (Example 2). If this measurement lock-up occurs, contact Medtronic Brady Technical Services at 1-800-505-4636 for assistance.

Example 2 – Programmer Screens for Measurement Lock-up ERI (Kappa and EnPulse)



Clinical Management of VCM near Elective Replacement

Background

Medtronic Technical Services has received reports of devices going to ERI or end of life (EOL) sooner than expected after a normal follow-up in which the device longevity was projected to be approximately 18 months. It has been noted that these cases typically involve Kappa 700 devices where Ventricular Capture Management set the ventricular lead to high output (5 V, 1 ms), which occurs by device design when a high threshold is measured. It is important for physicians and allied professionals to understand VCM behavior as it relates to longevity so that they can, in turn, understand how this affects it. It is important for physicians and allied professionals to understand VCM behavior as it relates to longevity so that they can, in turn, understand how this affects management of the device and follow-up visits as VCM equipped IPGs near the end of their expected life.

Device Longevity and VCM Behavior

Ventricular Capture Management is a feature that uses evoked response sensing to determine the stimulation threshold needed to capture the ventricular chamber. Proper detection of the evoked response is crucial to the VCM algorithm determining an accurate capture threshold. There are rare conditions, however, during which the VCM algorithm will not be able to measure the evoked response accurately.¹ When this occurs, for safety reasons the VCM algorithm will reprogram the output to 5 V, 1 ms until the subsequent VCM measurement.

If the device has considerable remaining longevity, these occasional excursions to high output do not substantially affect remaining longevity. However, if the device has less than approximately 18 months remaining longevity, there is the possibility that the high output condition caused by the 5 V, 1 ms output will drain the battery and trigger ERI.

When ERI is declared by the device, VCM is disabled and the outputs are left at 5 V, 1 ms until the device is reprogrammed at an in-office follow-up. This increased current drain of a high output condition will speed depletion of the device, possibly resulting in the device getting to the EOL (battery voltage ≤ 2.15 V).

Please note that the following parameter changes occur when the device goes to ERI:

Table: IPG Therapy Parameter Changes at ERI

Parameter	Value
Pacing Mode	VVI
Lower Rate	65 bpm
Single Chamber Hysteresis	OFF
Sleep Function	OFF
Ventricular Capture Management	OFF
Atrial Sensing Assurance	OFF
Ventricular Sensing Assurance	OFF

Kappa 700 is Medtronic's first-generation VCM algorithm, which has a relatively higher incidence of evoked response undersensing compared to subsequent algorithms, resulting in more frequent high output conditions. Therefore, Kappa 700 products are the primary focus of this note. It should be noted that IPGs equipped with the second-generation VCM algorithm (Kappa 900, EnPulse, Adapta/Versa/Sensia, and Relia) have not been observed with evoked response undersensing in the general population, though the items listed in "Follow-Up Considerations" may also be used on these devices.

Follow-Up Considerations

- Estimated longevity in the event the device goes to high output can be determined by the following steps. This allows the clinician to determine follow-up frequency if he or she is concerned the device may go to ERI due to high output.
 - Program the ventricular channel to 5 V, 1 ms
 - Navigate to Data/Battery and Lead Measurements
 - When the message stating "Warning – Old Data" is displayed, select "Yes" to measure battery voltage and lead impedance at the new ventricular outputs
 - An updated remaining longevity estimate will be calculated on the elevated outputs. Note the "Minimum Remaining Longevity." Clinical decisions can be based on this value.
 - Program the Amplitude and Pulse Widths back to their original values before leaving the session
- If the capture trends and lead impedance trends are stable, VCM can be programmed to "Monitor Only" for the remaining device life. This should be considered only if remaining longevity is 18 months or less.
- Follow-up frequency can be increased for those patients who do not have stable capture or lead impedance trends. This can be done via a CareLink Home Monitor, or in-office.

¹ Medtronic, Inc. (2001). Medtronic Kappa 700/600 Series Pacemaker Reference Guide (Chapter 4, p. 27). Can be retrieved from <http://manuals.medtronic.com>.

Performance Notes

General Follow-Up and Replacement of ICD Leads

Implanted leads operate in the challenging biochemical environment of the human body and the body's response to foreign objects. Implanted leads are also subject to mechanical stresses associated with heart motion, body motion, and patient anatomy.

In this environment, pacemaker and defibrillation leads cannot be expected to last forever. Unlike implantable cardioverter defibrillators (ICDs), a lead's longevity cannot be predicted nor are there simple indicators that a lead is approaching the end of its service life. The determination that a lead may be approaching end of service life requires follow-up of the chronically implanted lead and thorough evaluation of lead integrity at ICD replacement.

Follow-Up of Chronically Implanted Leads

The frequency of follow-up for ICD patients will depend on a number of factors including the patient's medical condition, ICD system implant time, hospital/clinic follow-up practice, and Medicare guidelines.

In all cases, it is important to assess the functionality of the ICD system and the integrity. For newly implanted leads, it is beneficial to establish a baseline of chronic performance parameters once the lead has stabilized, generally within 6 to 12 months after implant. These performance parameters should include pacing and sensing thresholds and impedance. During routine patient follow-up, these procedures can be used to evaluate lead integrity.

- Measure pacing and sensing threshold and compare to the chronic baseline. Significant increases or decreases may be indicative of lead failure, dislodgement, perforation, exit block, etc.
- Measure pacing impedance where possible and compare to the chronic baseline. Decreases of 30% or more or pacing impedances below 200-250 ohms may be indicative of insulation failure. Sudden and significant increases in pacing impedance may be indicative of conductor fracture.
- High voltage lead circuit impedance should be between 10-75 ohms at system implant. Chronic measurements below 10 and above 200 ohms may be indicative of high voltage lead circuit failure.
- Carefully review ECGs or the nonsustained detection log on Medtronic ICDs for indications of pacing and/or sensing abnormalities such as oversensing, undersensing, and loss of capture
- Elicit and investigate any patient complaints/symptoms that may be suggestive of potential lead failure

Where routine follow-up indicates, additional tools should be used to further evaluate performance. Tools include radiographic data, ICD electrograms, ICD Patient Alert and performance information from the Product Surveillance Registry (PSR).

The final decision on the functional integrity and continued use of an implanted lead must be a matter of medical judgment based on these factors as well as specific patient conditions.

General Criteria for Lead Replacement

The evaluation of a chronically implanted lead is an important part of the decision to continue to use the lead with a new ICD. However, these results alone do not necessarily predict the future integrity of that lead. With the expected longevity of today's ICDs varying between approximately 5 and 10 years, a physician replacing a device should consider a number of factors, including those listed below.

Factors that should be considered in a decision to replace or continue to use include:

- Pacing and sensing thresholds should be evaluated for the potential to maintain acceptable levels
- Pacing impedance should be measured. Bear in mind that pacing impedance below 250 ohms results in excessive battery current drain, which may seriously compromise ICD longevity, regardless of lead integrity.
- The physical appearance of the lead should be examined for insulation cracks, breaches, or other indications of lead wear or degradation
- Medtronic System Longevity Study data should be referenced. Actuarial survival of the lead and the observed lead failure mechanisms are specific factors to consider. Use of a new lead should be considered if failure mechanisms suggest an increased time dependency as suggested in the shape of performance curve for the specific lead model.
- Current publications may provide additional information on the clinical management of leads.¹⁻³ Ultimately, the decision to replace an implanted lead involves medical judgment.

¹ Hauser RG, Cannom D, Hayes DL, et al. Long-term structural failure of coaxial polyurethane implantable cardioverter defibrillator leads. *PACE*. June 2002;25(6):879-882.

² Ellenbogen KA, Wood MA, Shepard RK, et al. Detection and management of an implantable cardioverter defibrillator lead failure: incidence and clinical implications. *J Am Coll Cardiol*. January 1, 2003;41(1):73-80.

³ Hauser RG, Kallinen LM, Almquist AK, Gornick CC, Katsiyannis WT. Early failure of a small-diameter high-voltage implantable cardioverter-defibrillator lead. *Heart Rhythm*. July 2007;4(7):892-896.

Clinical Management of High-Voltage Lead System Oversensing

Appropriate sensing by an ICD system refers to the sensing of cardiac events that may or may not require therapy delivery. ICD systems must sense relatively large QRS complexes while avoiding sensing of smaller T waves, yet continue to sense often small variable amplitude ventricular fibrillation. Thus, ICD systems attempt to dynamically adjust sensing of electrical events and discriminate between them based on detection algorithms and programmed settings.

Inappropriate sensing can occur when an ICD system classifies events of non-cardiac origin as QRS/VF events, or senses and counts T and far-field P waves as ventricular depolarizations. This is often referred to as "oversensing," and may result in delivery of inappropriate high-voltage therapies. This is due, in part, to the desire to err on the side of delivering lifesaving high voltage therapy rather than withholding

it. Thus, an ICD system that is experiencing oversensing issues will continue to deliver therapeutic shocks as required, but may also subject the patient to unnecessary shocks.

Oversensing can be difficult to manage, in that the precipitating cause of the oversensing can be problematic to isolate. Oversensing can be caused by many factors, including myopotentials/far-field sensing, electromagnetic interference, T wave sensing, connector issues, incomplete or complete conductor fractures, and insulation breaches. While the individual physician must exercise medical judgment in determination of appropriate clinical management of ICD systems, the chart below may assist in the process of causal factor differentiation and possible intervention.

Phenomenon	Causal Factors	Characteristics	Management/Comments
Myopotentials/ Far-field sensing	Diaphragmatic muscle potentials in breathing, wide tip-to-ring (coil on integrated bipolar leads) spacing	Nonphysiological sensed event on EGM, which may confuse detection potentially resulting in false positive shocks	Check R waves for deterioration. Reprogram sensitivity. Try repositioning lead. Consider change-out to true bipolar lead, or if true bipolar lead in use, one with closer tip-to-ring spacing than current lead.
EMI (Electro-Magnetic Interference)	Arc welders, electrical generators, store walk-through security scanners, poorly insulated electrical equipment	Multiple and consecutive short intervals (< 140 ms) independent of underlying sinus beats. Associated with proximity to the EMI source.	Avoid EMI areas. True bipolar leads less susceptible.
T-wave sensing	Drugs, ischemic tissue, exercise, Long QT syndrome, electrolyte imbalance	Sense markers seen on EGM related to T wave. False positive detection.	Check for R wave deterioration and characteristics. If R wave > 3.0 mV, reprogram sensitivity. If R wave < 3.0 mV, reposition/replace lead. Address causal factor (e.g., drugs [if appropriate/medically viable]).
Connector problems	Loose setscrew, cross-threaded setscrew, incomplete lead insertion into header	This is an acute phenomenon seen within 6 months of implant (usually sooner)	Requires invasive check of connections. May be reproducible with pocket manipulation.
Incomplete conductor fracture	One or more filars of a multifilar conductor fracturing while leaving enough filars intact to provide a conduction circuit	Characterized by chaotic oversensing related to motion of the fracture site	Check EGMs and x-rays. Manipulate lead at suspected fracture site if possible as a provocative test. If confirmed, replace lead.
Lead insulation breach	Cuts, tears, metal ion oxidization, abrasion, cold flow, environmental stress cracking	Characterized by cyclical and/or erratic, intermittent, spontaneous oversensing; often post-pace or post-shock can cause false positives	Replace lead. If acute, usually secondary to implant damage/replacement damage. If late, material characteristic.
Oversensing during interrogation with programming head (not wireless telemetry) with complete lead fracture	Interrogation with a programming head in combination with complete lead fracture that creates an open circuit can induce noise on the sensing circuitry inside the ICD can	Nonphysiologic sensed event on EGM. If detection is enabled during interrogation, oversensing may result in inappropriate therapy.	Quickly remove the programming head. CANCEL the interrupted interrogation and manually load the software for the specific device model. Reposition the programmer head over the device and immediately select SUSPEND. Device will resume detection when programming head is removed, or when RESUME is selected. Replace lead.

Technical Services is available at all times to advise clinicians in the troubleshooting and management of Medtronic products. For assistance in the United States, please call 1 (800) 723-4636. In other countries, please contact your local Medtronic representative.

Performance Notes

Tests and Observations for Clinical Assessment of Chronic Pacing Leads

Test/Observation	Possible Insulation Failure	Possible Conductor Failure	Possible Other System Failure	Effect on Test/Observation
Pacing Impedance (Telemetered or Measured Invasively)	Sudden and Significant Decrease	Sudden and Significant Increase	Dislodgement. Perforation. Electrolyte Imbalance. Improper IPG/Lead Connection. . .	Decrease Increase or Decrease Increase or Decrease Increase or Decrease
Pacing Thresholds (Telemetered/Programmed or Measured Invasively)	Sudden and Significant Increase, Especially in Bipolar System	Sudden and Significant Increase	Dislodgement. Exit Block. Infarct at Electrode Site. Perforation. Improper IPG/Lead Connection. . .	Increase Increase Increase Increase Increase
Electrograms (Telemetered or Measured Invasively)	Sudden and Significant Decrease in Amplitudes and/or Slew Rates for P and/or R Waves	Sudden and Significant Decrease or Disappearance of Amplitudes and/or Slew Rates for P and/or R Waves	Dislodgement. Perforation Infarct at Electrode Site. Electrolyte Imbalance. Improper IPG/Lead Connection. . .	Decrease Decrease Decrease Decrease Decrease
Waveform Analysis (Oscillographs of Pacer Artifact from ECG Electrodes)	Sudden Increase in Ratios of Leading-Edge Voltages to Trailing-Edge Voltages (i.e., over 25% increase)	Intermittent or No Pacer Artifacts (Even in Asynchronous Mode)	Improper IPG/Lead Connection	Intermittent or No Pacer Artifacts (Even in Asynchronous Mode)
Radiographs (Post-Implant, Recent, Current)	Not Discernible	Visual Observation of Conductor/Connector/ Electrode Fracture (Sometimes Discernible)	Dislodgement or Perforation. Improper IPG/Lead Connection.	Sometimes Discernible
Visual Inspection (Invasive)	Insulation Breach and/or Degradation, or Ligature Cut-Through	Not Easily Discernible	Connector Defect or Connector Pulled Apart. Improper IPG/Lead Connection.	Sometimes Discernible
Pectoral Muscle Stimulation	Sudden Onset, Especially in Bipolar System		Connector Defect in Bipolar or Unipolar. Hypersensitivity to Unipolar Pulse Generator Can. Anti-Stim Coating or Protection Deficient.	
Phrenic Nerve/ Diaphragmatic Stimulation	Sudden Onset in Bipolar or Unipolar Systems		Perforation or Displacement of Atrial Lead (Phrenic Nerve)	
Pacemaker ECG Stimulus Artifact Size and Morphology Change (May Not Be Possible with Digital ECG)	Sudden Onset and Significant Change, Especially in Bipolar System (Increase in Size)	Sudden Changes, Usually a Decrease in Size	Perforation or Dislodgement. Connector Defect. Improper IPG/Lead Connection.	Sometimes Discernible
Oversensing (Intermittent or Continuous)	Sudden Onset, Especially in Bipolar Systems		Physical Contact between the Electrode(s) on the Lead and that of Another Lead. Inappropriate IPG Parameter Setting. Improper IPG/Lead Connection.	Sometimes Discernible
Undersensing (Intermittent or Continuous)	Sudden Onset in Either Unipolar or Bipolar Systems	Sudden Onset in Either Unipolar or Bipolar Systems	Dislodgement or Perforation. Infarct at Electrode Site. Electrolyte Imbalance. Inappropriate IPG Parameter Setting. Improper IPG/Lead Connection.	Sometimes Discernible
Loss of Capture	See "Pacing Thresholds" Above	See "Pacing Thresholds" Above	See "Pacing Thresholds" Above	

Mailer Kits Available for Returning Product

Medtronic urges all physicians to return explanted products and to notify Medtronic when a product is no longer in use, regardless of reason for explant or removal from use. The procedures for returning products vary by geographic location.

Mailer kits with prepaid US postage are available for use within the United States to send CRT, ICD, IPG, and leads to Medtronic's CRHF Returned Product Analysis Lab. These mailers are sized to accommodate the devices and leads from a single patient or clinical event and are designed to meet US postal regulations for mailing biohazard materials.

If the product being returned is located outside the United States, please contact your local Medtronic representative for instructions.

Medtronic also requests the return of devices from non-clinical sources, such as funeral homes, and will assume responsibility for storage and disposal of the product once received.

Mailer kits can be obtained by contacting the Returned Product Lab.

CRHF Returned Product Analysis Laboratory
Phone: 1 (800) 328-2518, ext. 44800
Email: crdm.returnedproduct@medtronic.com



Medtronic
710 Medtronic Parkway
Minneapolis, MN 55432-5604
USA
Tel: (763) 514-4000
Fax: (763) 514-4879

Toll-free: 1 (800) 328-2518
(24-hour technical support for
physicians and medical
professionals)

medtronic.com

Medtronic