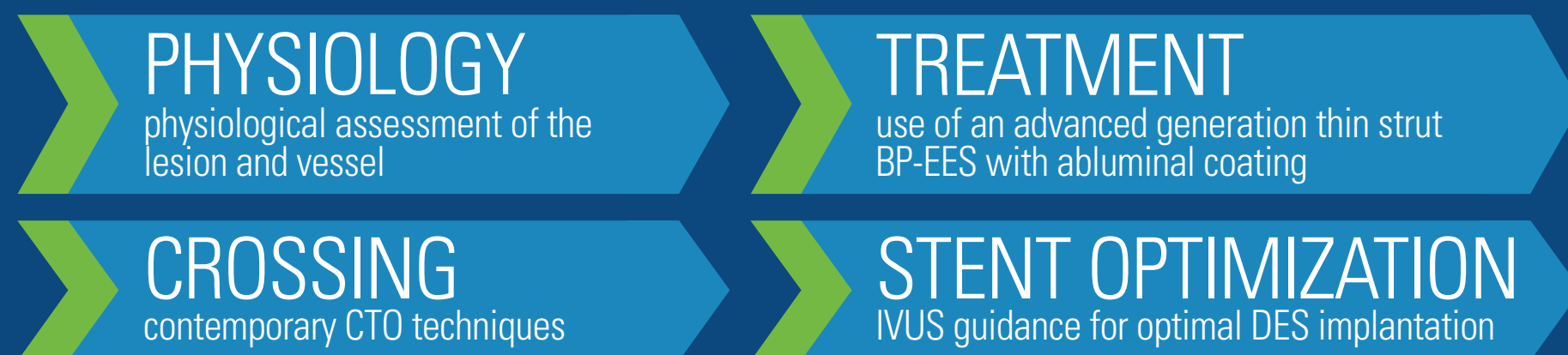


SYNTAX II: CABG-LIKE OUTCOMES WITH SYNERGY™ BP STENT AND STATE-OF-THE-ART PCI STRATEGY

The SYNTAX II Trial evaluated the SYNERGY™ BP-EES Stent in a procedure-related trial involving a multitude of variables when treating patients with three-vessel disease including:

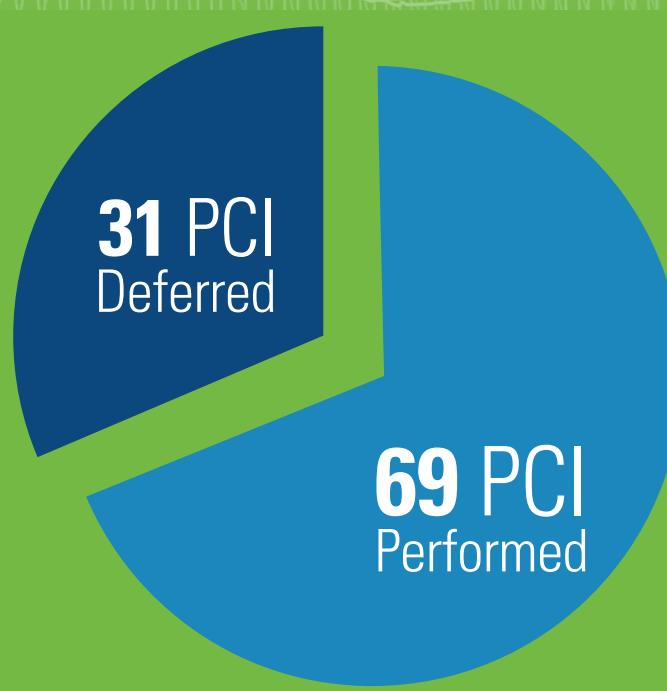
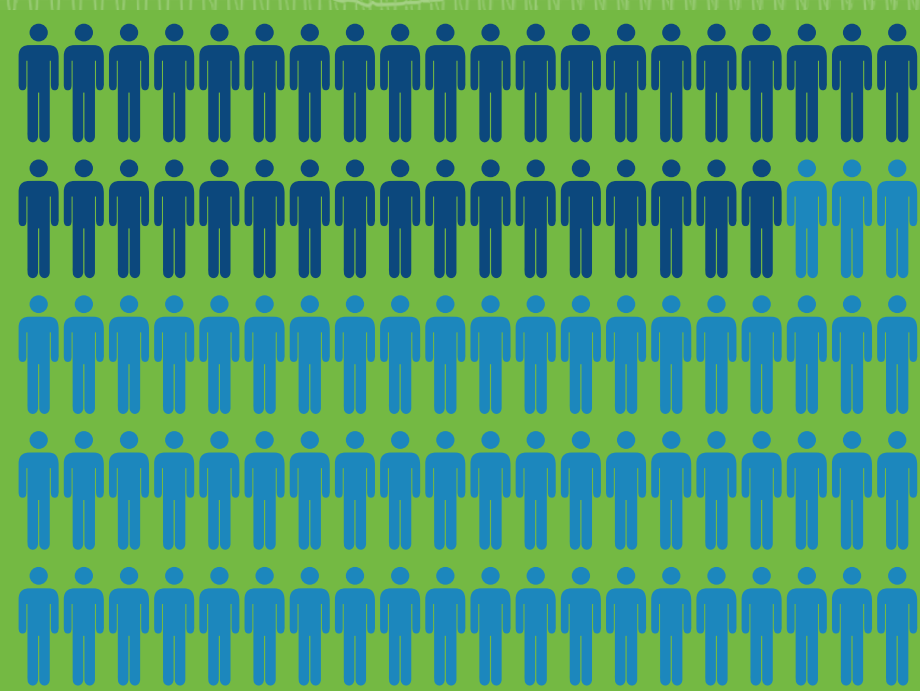


The 12 month results were then compared to the PCI and CABG arms of the original SYNTAX I Trial as historical comparators. So what did we learn?

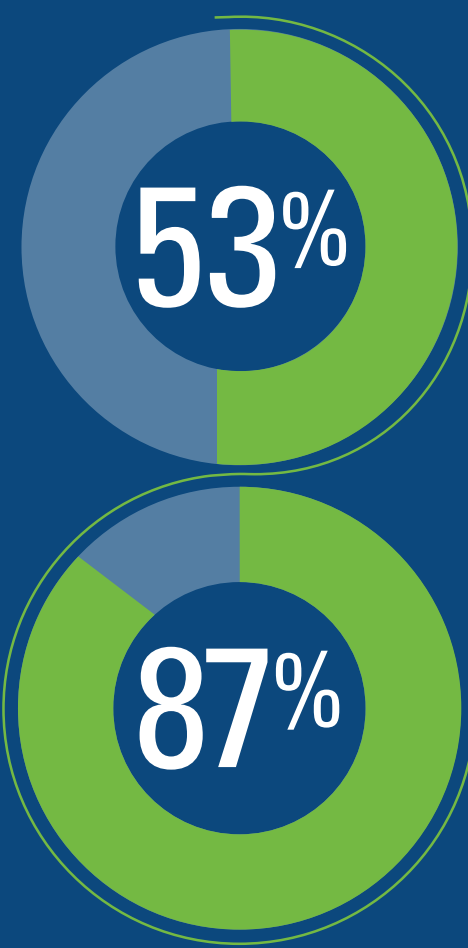
PHYSIOLOGY

We learned that the right patients were treated for the right reasons when physiology (FFR/iFR) is utilized.

Use of physiology assessment resulted in deferring of intervention in **31%** of patients



CROSSING



SYNTAX I

+64%

SYNTAX II

We learned that contemporary CTO PCI in SYNTAX II Trial demonstrated a significantly higher procedural success rate compared to those in SYNTAX I.

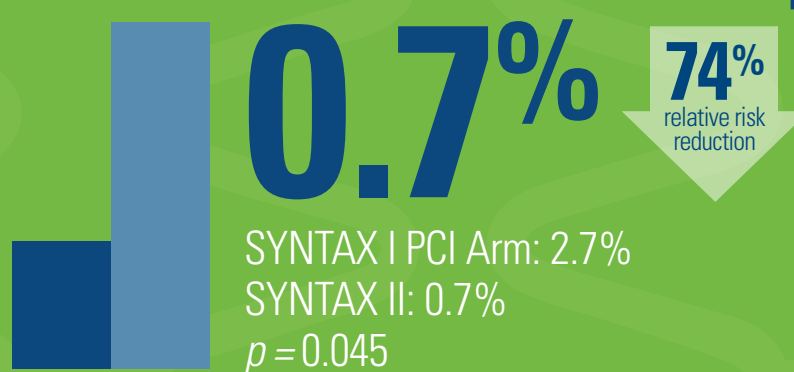
PCI with CTO procedural success rates jumped from **53% in SYNTAX I to 87% in SYNTAX II.** That represents a **64% increase in successful CTO treatment.**

TREATMENT

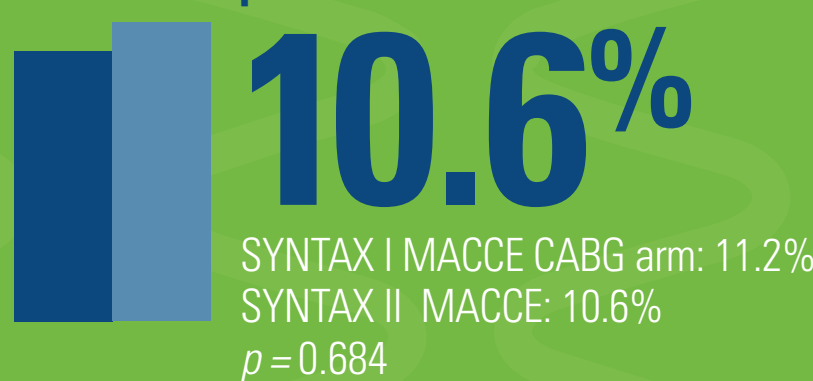
We learned that SYNERGY™ BP-EES together with other contemporary technologies and techniques proved PCI could be an option for patients with complex three-vessel disease.

Low rates of revascularization, peri-procedural MI and acute ST suggest that SYNERGY BP-EES might help in reducing procedural related complications.

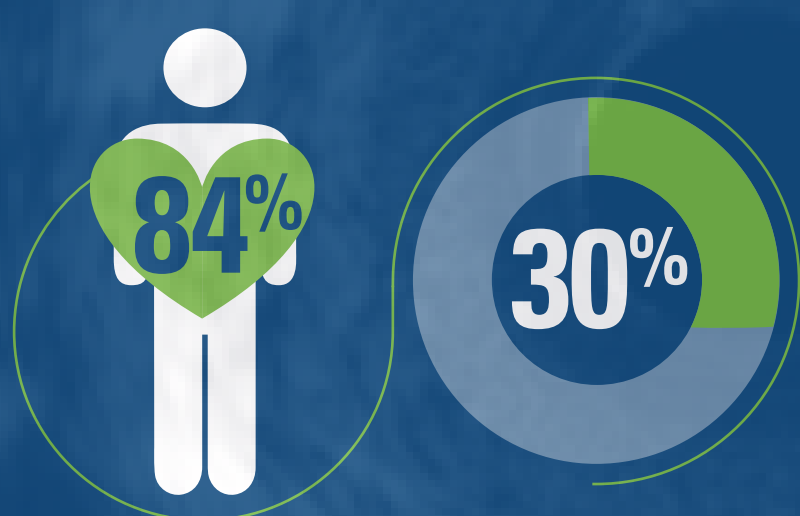
SYNTAX I and SYNTAX II ARC Def. ST Comparisons:



MACCE Comparisons:



STENT OPTIMIZATION



We learned that IVUS helps to optimize stent placement and achieve better outcomes when used as a part of contemporary PCI.

Post-Implantation IVUS was performed in **84% of patients** leading to further stent optimization in **30% of lesions.**

SYNTAX II shows that physiological assessment, contemporary CTO techniques, use of the SYNERGY BP-EES Stent, and IVUS guidance demonstrate CABG-like outcomes in patients with three-vessel disease. Boston Scientific has a minimally-invasive complete revascularization portfolio to address these needs for patients. Contact a rep today for more information.