

# ANDROID™ Setup Guide

## MyLATITUDE™

### PATIENT APP

#### GETTING STARTED

Below is a list of everything you need to set up the MyLATITUDE Patient App:

- Your smartphone or tablet.
  - Your Google Play™ ID and password.
  - Your implanted device model and serial number.
- This information can be found on your patient ID card.

The MyLATITUDE Patient App is compatible with Android version 4.4 and up.

The requirements for your mobile device or operating system (OS) version will change over time. You may need to update or replace your mobile device and OS to use the app.

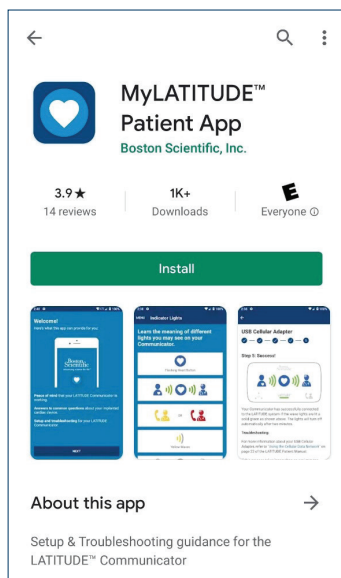


#### STEP 1

From your mobile device, navigate to [mylatitudeapp.com](http://mylatitudeapp.com). Scroll down and click on the Google Play Store badge to download the application from the Google Play Store.

OR

Use your mobile device to scan the QR code.



#### STEP 2

You will be directed to the App Store.

- Tap **“INSTALL”** to download the app. The MyLATITUDE Patient App is free to download and use.
- If your mobile device is not compatible, the **“INSTALL”** button will be disabled.



#### STEP 3

Once downloaded, the MyLATITUDE Patient App icon will appear on your mobile device screen. Look for this icon and tap it to open the app.

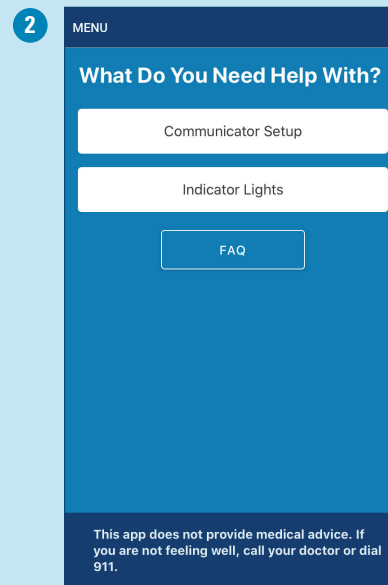
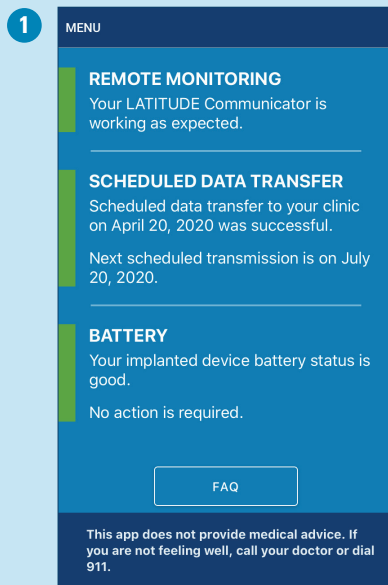
#### STEP 4

Follow the steps to setup the app:

- Review the Terms of Use and Data Privacy Policy.
- Enter your date of birth, implanted device model number, and implanted device serial number.
- Accept notifications if you would like to be notified if your LATITUDE™ Communicator becomes disconnected.

## STEP 5

After completing step 4, you will see one of the below screens.



- 1 If you see this screen or a screen similar to this, you entered your information correctly. No further action is needed to complete the setup of the MyLATITUDE™ Patient App.
- 2 If you see this screen, you may have entered your information incorrectly. Tap 'MENU', then 'My Information' to review the information you entered. Ensure all of the information you entered is correct by verifying your device information against your Medical Device ID Card. Tap 'MENU', then 'Home' to return to the home screen. If all of your information is correct but you are still seeing this screen, call Boston Scientific Patient Services at 1-866-484-3268.

### LATITUDE™ (NXT) Patient Management System Important Safety Information

LATITUDE™ NXT Patient Management is a remote monitoring system that gives your health care provider access to your implanted device data. The LATITUDE Patient Management system is not intended to assist with medical emergencies. If you are not feeling well, call your physician or 911. The Communicator does not provide continuous monitoring.

The Communicator is designed to operate on standard telephone lines like those found in most homes. The Communicator may work on other telephone systems, such as Digital Subscriber Line (DSL) and Voice Over IP (VoIP) Internet systems, if those systems provide an analog interface for connecting the Communicator.

The Communicator is designed to work only with the implanted device of the patient for whom it was prescribed. It will not work with other patients' implanted devices and should be used only as authorized by the prescribing physician. The Communicator is not for use with any pulse generator other than a Boston Scientific device. Ask your physician if you have questions about any risks with using the Communicator or your implanted device.

It is very important that the Communicator remain plugged into the power outlet. Your communicator should remain connected to a telephone line, ethernet adaptor or cellular adaptor. Some household appliances and other sources of electromagnetic energy could interfere with the communication between your Communicator and your implanted device. You should be at least 36 inches (3 ft.) away from televisions, VCRs, DVD players, personal computers, and other electronic equipment, when you are using the Communicator.

It is recommended that the customer install a surge arrestor in the electrical outlet to which the Communicator is connected. Rx only. 92481216 (Rev. A)

All trademarks are the property of their respective owners.

**Boston  
Scientific**  
Advancing science for life™

**Rhythm Management**  
4100 Hamline Avenue North  
St. Paul, MN 55112-5798  
[www.bostonscientific.com](http://www.bostonscientific.com)

Medical Professionals:  
1.800.CARDIAC (227.3422)  
Patients and Families:  
1.866.484.3268

© 2021 Boston Scientific Corporation  
or its affiliates. All rights reserved.

CRM-836706-AA