



EKOS™ Endovascular System

This is why we EKOS.



THE DATA STANDS BEHIND YOUR DECISION

EKOS™ ENDOVASCULAR SYSTEM CLINICAL TRIALS OVERVIEW

▶ **EKOS™** Endovascular System

As the first interventional treatment for patients with acute submassive and massive Pulmonary Embolism (PE), **no other device has been studied as much or for as long as EKOS.**

**THE DATA CONTINUES
TO BUILD THE STORY
OF BETTER OUTCOMES**

+

This is why we EKOS.

THE DATA BACKS YOUR REASON TO INTERVENE IN MORE PE CASES

A safe, repeatable and reliable procedure that can treat a larger population of patients with acute submassive and massive PE.

THE FIRST CHOICE

INTERVENE IN MORE CASES

A proven safe treatment that allows a larger patient population of acute submassive and massive PE patients to be treated.

THE SMART CHOICE

LONG-TERM CLINICAL EVIDENCE

EKOS has a clinical legacy built on successful patient outcomes and long-term, clinical evidence.

THE RIGHT CHOICE

LARGEST RESEARCHED PATIENT POPULATION

A dedication and commitment to furthering clinical advancement that's setting the protocols for PE treatment to ensure successful outcomes.

PROVEN SAFE, REPEATABLE AND RELIABLE

EKOS safely dissolves thrombus with low lytic, low blood loss and low trauma for patients.



A DECADE COMMITTED TO CLINICAL ADVANCEMENT

2014

ULTIMA¹

PROSPECTIVE, RANDOMIZED CONTROLLED STUDY VS. STANDARD OF CARE (ANTICOAGULATION)

PATIENTS:
59 patients with acute intermediate-risk PE

CONCLUSION:

EKOS was superior to anticoagulation alone without an increase in bleeding complications. ULTIMA was the first and remains the only level 1, head-to-head trial for the interventional treatment of PE.

2015

SEATTLE II²

PROSPECTIVE, MULTI-CENTER, SINGLE-ARMED TRIAL

PATIENTS:
150 patients with acute submassive and massive PE

CONCLUSION:

EKOS continued to show efficacy and safety in reducing RV dilation in patients with acute submassive and massive PE. SEATTLE II was the second pivotal trial that led to EKOS PE indication and remains the largest published prospective trial in the interventional treatment of PE.

2018

OPTALYSE³

PROSPECTIVE, MULTI-CENTER, PARALLEL-GROUP TRIAL

PATIENTS:
101 patients with acute intermediate-risk PE

CONCLUSION:

Low dose/short duration EKOS protocols showed the same efficacy as previous studies and long-term data showed sustained RV remodeling out to one year. OPTALYSE provides the only long-term data for the interventional treatment of PE to date.

2021

KNOCOUT⁴

REGISTRY
PATIENTS:
991 retrospective, 489 prospective patients with acute intermediate-risk PE

CONCLUSION:

EKOS users have shifted their clinical practice toward lower-dose/shorter-duration OPTALYSE protocols. Also KNOCOUT PE confirmed, yet again, the safety and efficacy of EKOS therapy in PE with zero intracerebral hemorrhage observed and significant improvements in QOL scores.

2024

HI-PEITHO⁵

PROSPECTIVE, MULTI-CENTER, RANDOMIZED CONTROLLED TRIAL

PATIENTS:
406-544 patients with acute intermediate-high risk PE

OBJECTIVE:

To compare the outcomes of EKOS, plus anticoagulation versus anticoagulation alone for the treatment of acute intermediate-high risk PE.

PROVING LOWER LYTIC USE AND SHORTER DURATION TIME EMPOWER YOU TO SAFELY INTERVENE MORE OFTEN.





THE DATA IS ADVANCING PROTOCOLS



KEY CLINICAL OUTCOMES

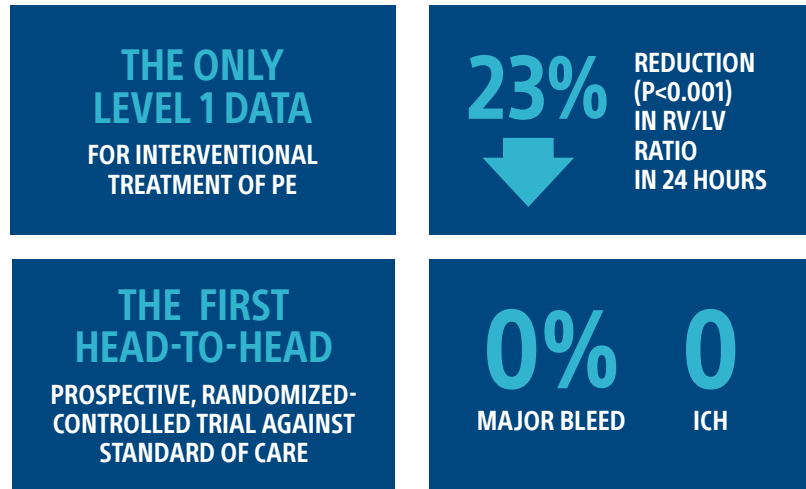
The following are key summaries that measure both short- and long-term efficacy in patients with acute submassive and massive PE.

- + Proven to reduce RV/LV ratio by more than 23% in as little as 2 hours³
- + Demonstrated a low risk of bleeding and minimized risk of ICH (0 ICH in the recent KNOCOUT Registry)¹⁻⁴
- + Shown to reduce PA pressure by 28% in 48 hours²
- + Up to 88-92% less thrombolytic dose than standard systemic treatment^{3,6}
- + Only device with a prescribed protocol, allowing for predictable procedural workflow and proven patient outcomes^{2,3}

ULTIMA TRIAL

First (and only) head-to-head prospective, randomized-controlled trial that showed EKOS is more effective than anticoagulation alone and just as safe.

CLINICAL SIGNIFICANCE



OVERVIEW

- + Prospective, Multi-Center, Randomized, Controlled Trial
- + 59 patients with acute intermediate-risk PE
- + 8 centers in Germany and Switzerland
- + Infusion time: 15 hours. Total dose: 20 mg
- + 23% reduction ($p<0.001$) in RV/LV ratio from baseline vs. 2.5% ($p=.031$) in Heparin group
- + No major bleeds, deaths or recurrent VTE at 90 days
- + 0 ICH

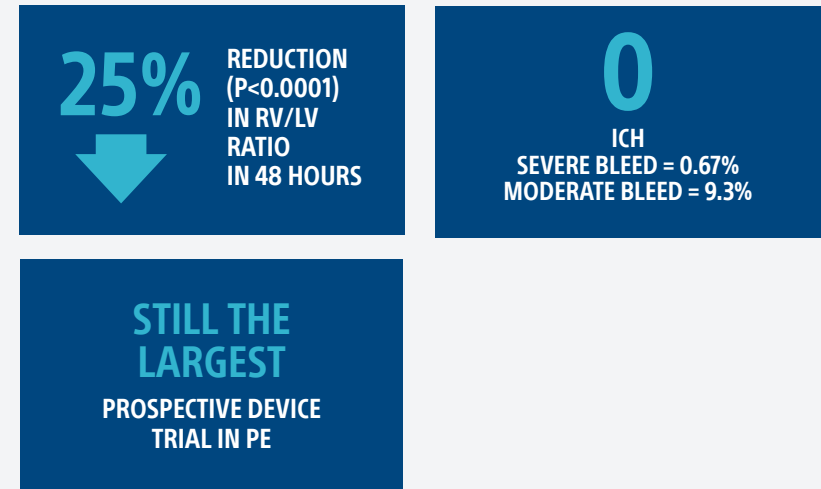
CONCLUSION:

ULTIMA showed that a fixed-dose EKOS regimen was superior to anticoagulation alone in improving right ventricular dysfunction at 24 hours without an increase in bleeding complications.

SEATTLE II TRIAL

Patients treated with EKOS showed significant RV/LV ratio, thrombus burden and systolic PA pressure reductions.

CLINICAL SIGNIFICANCE



OVERVIEW

- + Prospective, Multi-Center, Single-Armed Trial
- + 150 patients with acute submassive ($n=119$) and massive ($n=31$) PE
- + 22 centers in U.S.
- + Infusion time: 12 hours. Total dose: 24 mg
- + 25% reduction ($p<0.0001$) in RV/LV ratio 48 hrs. from baseline
- + 6.7 reduction ($p<0.0001$) in Thrombus Burden 48 hrs. from baseline
- + 13.9 mm Hg reduction ($p<0.0001$) in PA systolic pressure 48 hrs. from baseline
- + GUSTO Severe/Life-Threatening Bleed: 0.67%; GUSTO Moderate Bleed: 9.3%
- + 0 ICH
- + First EKOS protocol established

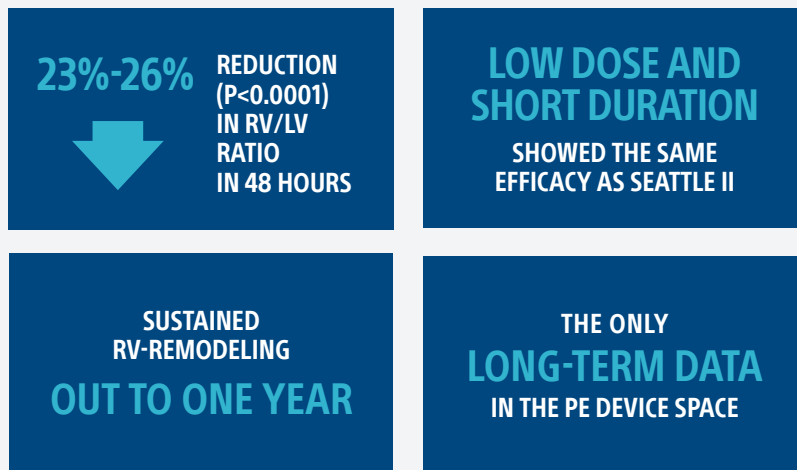
CONCLUSION:

SEATTLE II, the largest trial to-date, confirmed that EKOS continued to show safety and efficacy and provided a proven procedural protocol for the interventional treatment of PE.

OPTALYSE TRIAL

Patients treated with EKOS protocol (i.e. low dose and short duration), showed measured improvement in quality of life, exercise tolerance and physical functioning at one year.

CLINICAL SIGNIFICANCE



OVERVIEW

- + Prospective, Randomized Parallel-Group
- + 101 patients with acute intermediate-risk PE
- + Patients randomly sorted into four separate low dose/short duration EKOS protocol cohorts
- + 17 centers in U.S. & Europe
- + 23-26% reduction ($p<0.0001$) in RV/LV ratio 48 hr. from baseline across all cohorts
- + Infusion time: 2, 4, 6 hrs. Total dose: 4/8 -12/24 mg
- + 4 major bleed (3%)
- + 1 ICH

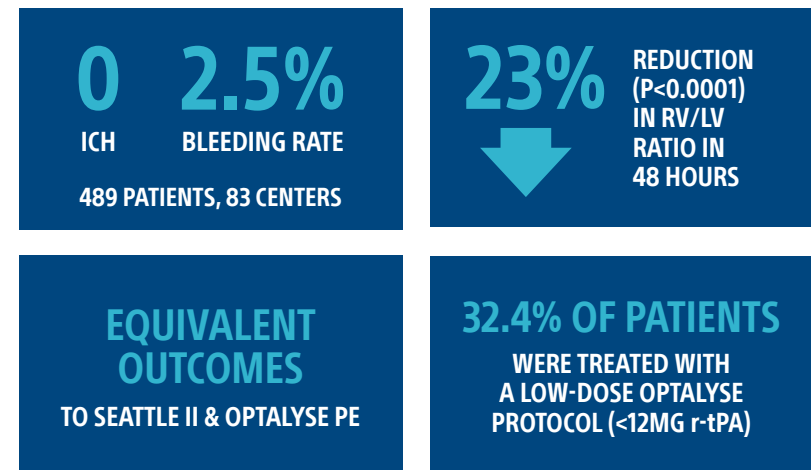
CONCLUSION:

Confirmed that EKOS was safe and effective with a lower dose tPA and shorter duration. OPTALYSE provided a proven patient protocol for the interventional treatment of PE. It also supplied long-term RV remodeling and QOL data to the EKOS data set.

KNOCOUT REGISTRY

This prospective registry was designed to understand the adoption of low-dose, short-duration OPTALYSE protocols and add to the safety, efficacy, and quality of life evidence supporting EKOS.

CLINICAL SIGNIFICANCE



OVERVIEW

- + Patient Registry
- + 489 prospective patients
- + Patients with acute intermediate-high and high risk PE
- + 83 centers in the U.S. & Europe
- + 23% reduction ($p<0.0001$) in RV/LV ratio 48 hr from baseline
- + Mean infusion time: 10.4 hr Mean r-tPA dose: 17.9 mg
- + 0 ICH
- + 2.5% major bleeding rate
- + Significant improvement in QoL as measured by PEmb-QoL and EQ-5D-5L VAS

CONCLUSION:

EKOS users have shifted their clinical practice toward lower-dose/shorter-duration OPTALYSE protocols. Also KNOCOUT PE confirmed, yet again, the safety and efficacy of EKOS therapy in PE with zero intracerebral hemorrhage observed and significant improvements in QOL scores.

HI-PEITHO TRIAL

This study aims to address a critical gap in clinical evidence in PE by comparing the clinical benefit of intervention with EKOS versus the current standard of care – anticoagulation. It is designed to generate the most rigorous, highest level of data, contributing to the body of evidence for the treatment and outcomes in acute intermediate-high risk PE.

CLINICAL SIGNIFICANCE

PUTTING EKOS TECHNOLOGY
HEAD-TO-HEAD
WITH CURRENT
STANDARD OF CARE

1ST AND LARGEST
TRIAL OF ITS
KIND IN PE

POTENTIAL TO
CHANGE
GUIDELINES

OVERVIEW

- + Large-Scale, Transatlantic, Multi-Center, Prospective, Randomized, Controlled Trial
- + 406-544 patients with acute intermediate-high risk PE
- + Up to 65 centers in U.S. & Europe
- + Primary outcome: composite of PE-related death, cardiorespiratory decompensation or collapse, and non-fatal symptomatic and objectively confirmed recurrence of PE
- + 18 additional secondary endpoints to be assessed

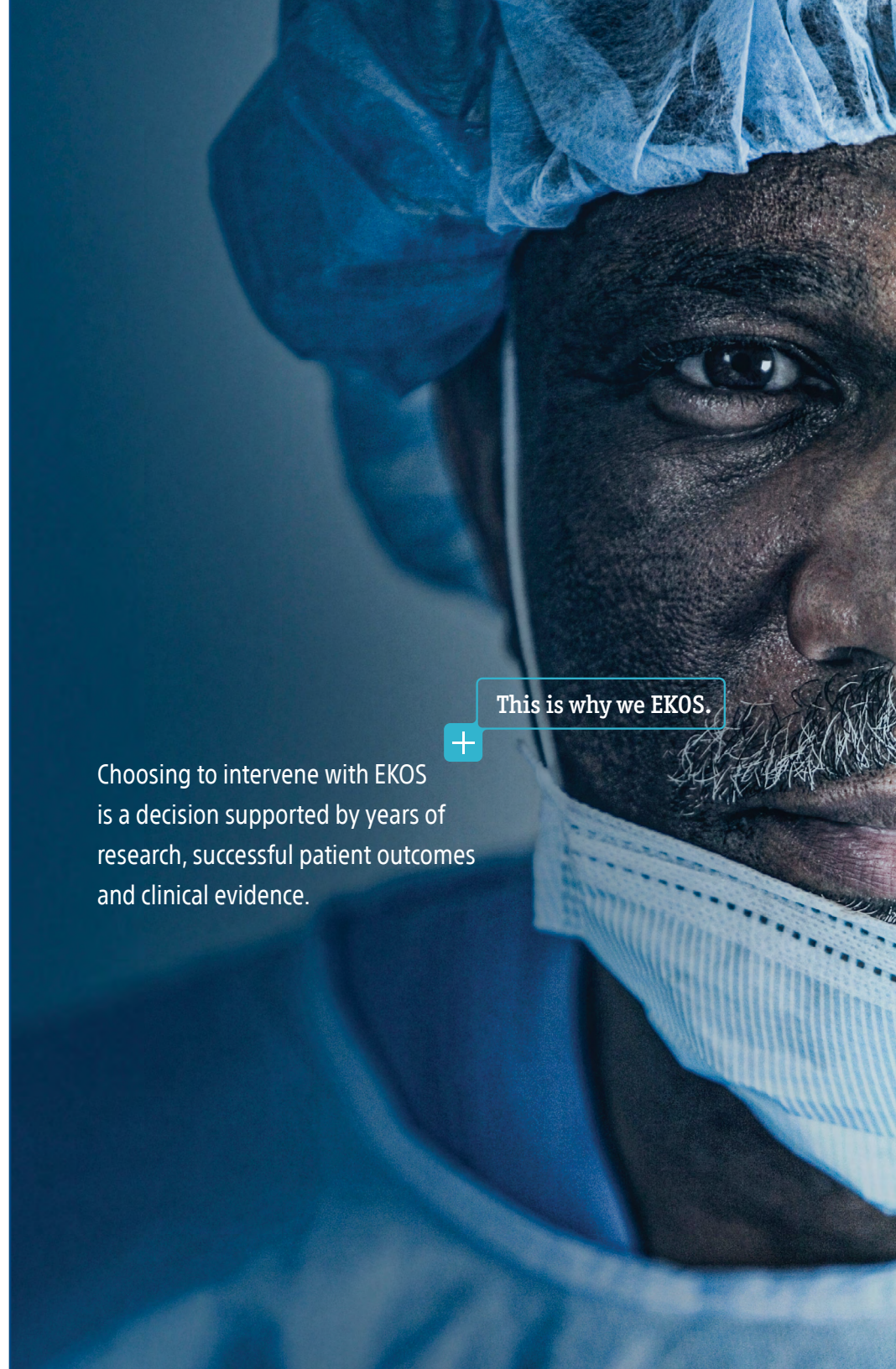
OBJECTIVE:

To compare the outcomes of EKOS, plus anticoagulation versus anticoagulation alone for the treatment of acute intermediate-high risk PE.

This is why we EKOS.



Choosing to intervene with EKOS is a decision supported by years of research, successful patient outcomes and clinical evidence.



This is why we EKOS.



REPUTATION BUILT ON DATA

EKOS is a proven, predictable and reliable procedure that can treat a larger population of patients with acute submassive and massive PE.

For more information, please visit www.bostonscientific.com/ekos

1. Kucher N et al. Randomized, controlled trial of ultrasound-assisted catheter-directed thrombolysis for acute intermediate-risk pulmonary embolism. *Circulation*. 2014;129:479-486.
2. Piazza G et al. A Prospective, Single-Arm, Multicenter Trial of Ultrasound-Facilitated, Catheter-Directed, Low-Dose Fibrinolysis for Acute Massive and Submassive Pulmonary Embolism. The SEATTLE II Study. *J Amer Coll Cardiol: Cardiovasc Interventions* 2015; 8(10):1382-1392.
3. Tapson V et al. A randomized trial of the optimum duration of acoustic pulse thrombolysis procedure in acute intermediate-risk pulmonary embolism. *JACC: Cardiovascular Interventions* 2018; 11(14):1401-1410.
4. An International Pulmonary Embolism Registry Using EKOS (KNOCOUT PE). <https://clinicaltrials.gov/ct2/show/NCT03426124?term=KNOCOUT&draw=1&rank=1>
5. Ultrasound-facilitated, catheter-directed, thrombolysis in Intermediate-high Risk Pulmonary Embolism (HI-PEITHO). <https://clinicaltrials.gov/ct2/show/NCT04790370?term=HI-PEITHO&draw=2&rank=1>
6. Konstantinides S, Geibel A, Heusel G, et al. Heparin plus alteplase compared with heparin alone in patients with submassive pulmonary embolism. *N Engl J Med*. 2002;347:1143-1150.

EkoSonic™ Endovascular System Indications, Safety and Warnings

CAUTION: Federal law (USA) restricts this device to sale by or on the order of a physician. Rx only. Prior to use, please see the complete "Directions for Use" for more information on Indications, Contraindications, Warnings, Precautions, Adverse Events, and Operator's Instructions. **INDICATIONS FOR USE:** The EkoSonic Endovascular System is indicated for the: • Ultrasound facilitated, controlled and selective infusion of physician-specified fluids, including thrombolytics, into the vasculature for the treatment of pulmonary embolism. • Infusion of solutions into the pulmonary arteries. • Controlled and selective infusion of physician-specified fluids, including thrombolytics, into the peripheral vasculature. All therapeutic agents utilized with the EkoSonic Endovascular System should be fully prepared and used according to the instruction for use of the specific therapeutic agent. **CONTRAINDICATIONS:** • Not designed for peripheral vasculature dilation purposes. • This system is contraindicated when, in the medical judgment of the physician, such a procedure may compromise the patient's condition. **POTENTIAL COMPLICATIONS:** • Vessel perforation or rupture • Distal embolization of blood clots • Vessel spasm • Hemorrhage • Hematoma • Pain and tenderness • Sepsis/Infection • Thrombophlebitis • Tricuspid and pulmonic valve damage • Pulmonary infarct due to tip migration and spontaneous wedging, air embolism, and/or thromboembolism • Right bundle branch block and complete heart block • Intimal disruption • Arterial dissection • Vascular thrombosis • Drug reactions • Allergic reaction to contrast medium • Arteriovenous fistula • Thromboembolic episodes • Amputation • Pneumothorax • Perforation of the pulmonary artery • Cardiac Arrhythmias – most frequently occurring during placement, removal or following displacement into the right ventricle. PI-726201-AA.

All other trademarks are the properties of their respective owners.

**Boston
Scientific**
Advancing science for life™

Peripheral Interventions

300 Boston Scientific Way
Marlborough, MA 01752-1234
www.bostonscientific.com

For more information contact
customer service at 1.888.272.1001.

© 2022 Boston Scientific Corporation
or its affiliates. All rights reserved.

PI-1055906-AB