

Power-Up Your EQUIPMENT

1



Connect Communicator to power outlet.

ACQUIRE Patient's Device Data

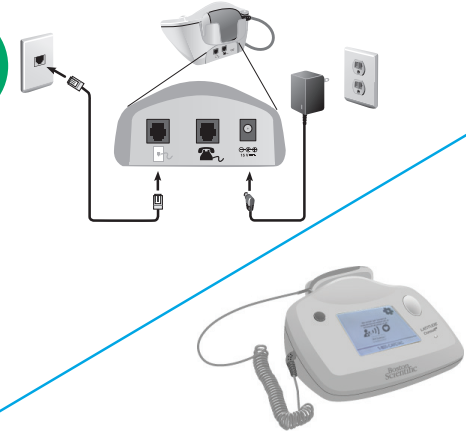
2



Place wand over patient's device.
Follow on-screen instructions to read data.

SEND Device Data

3



Connect to analog phone line (such as a fax line).

- Or if using an internet connection, ensure that the Communicator is within 100 feet (30 meters) of the LATITUDE Wireless Internet Adapter.

Follow on-screen instructions to send data.

Note: Power can be unplugged without loss of data.

YOU CALL for Review

4

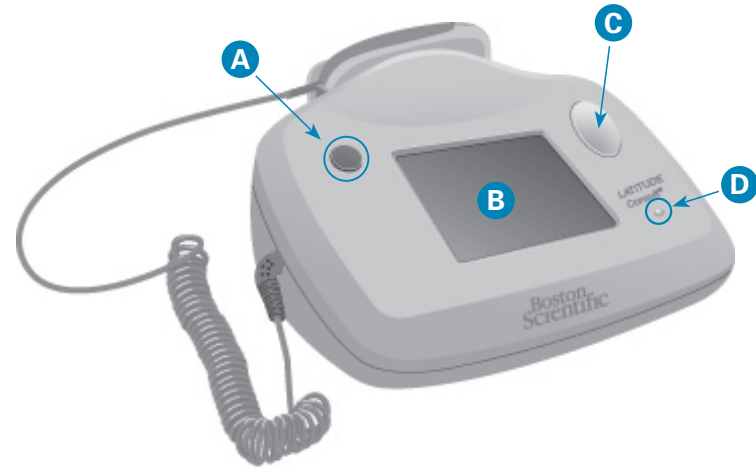
Call LATITUDE Consult™ System Technical Services at **1.800.CARDIAC** (1.800.227.3422) to request a review of the data.

Please provide: • Your name and facility • Patient's name and device model/serial number
• Your phone number



Callout	Description
A	Start Action button (round, blue) Can be pressed to start reading data from a patient's implanted device or send implanted device data to the server. Use touch screen.
B	Touch Screen Respond to on-screen instructions or questions by touching the screen with a fingertip.
C	Indicator Light (oval) Indicates when there are on-screen messages or instructions to follow. Use touch screen.
D	Power Light (round, green) Indicates the Communicator is connected to power.
E	Wand Cradle Place telemetry wand in the cradle when not in use.
F	Telemetry Wand The telemetry wand is used to read the data from the patient's implanted device.
G	Power input jack Connection for the Communicator's power supply.
H	Connection to telephone or fax machine (optional) Connect a telephone or fax machine to this jack in order to have the Communicator and a telephone/fax share the same telephone wall jack.
I	Connection to telephone wall jack Connect one end of the telephone cord to this jack and the other end to a telephone wall jack that supports an analog line.

For questions and to request a review of the data, call **LATITUDE Consult™ System Technical Services** at **1.800.CARDIAC (1.800.227.3422)**



LATITUDE Consult™ System from Boston Scientific

Intended Use: The LATITUDE Consult™ System is intended to read data from a compatible Boston Scientific implanted device and transfer it to a central server. The LATITUDE Consult™ System can provide implanted device data that may be used as part of the clinical evaluation of the patient.

Contraindications: The LATITUDE Consult Communicator is contraindicated for use with any implanted device other than a compatible Boston Scientific implanted device. Not all Boston Scientific implanted devices are compatible with the LATITUDE Consult system. For contraindications for use related to the implanted device, refer to the System Guide for the Boston Scientific implanted device being read.

Warnings: The Communicator is MR (Magnetic Resonance) Unsafe. The Communicator is MR Unsafe and must remain outside the MRI site Zone III (and higher) as defined by the American College of Radiology Guidance Document for Safe MR Practices1. Under no circumstances should the Communicator be brought into the MRI scanner room, the control room, or the MRI site Zone III or IV areas.

Precautions: In order to ensure a review by Boston Scientific of the patient's implanted device data, the clinician must call LATITUDE Consult Technical Services at 1-800-CARDIAC (227-3422) after sending the data.

Adverse Effects: None known.

Refer to the product labeling for specific indications, contraindications, warnings/precautions and adverse events. Rx only.(Rev A)


Boston Scientific
Advancing science for life™

Rhythm Management
300 Boston Scientific Way
Marlborough, MA 01752-1234
www.bostonscientific.com

Medical Professionals:
1.800.CARDIAC (227.3422)

© 2015 Boston Scientific Corporation or its affiliates. All rights reserved.

CRM-175307-AB SEP2015

 Additional Information on Other Side.